

## Addendum No. 10 to Mission Bay Final Subsequent Environmental Impact Report

**Date of Publication of Addendum:** November 10, 2020

**Date of Certification of Final Subsequent EIR:** September 17, 1998

**Lead Agency:** Office of Community Investment and Infrastructure  
Successor Agency to the San Francisco Redevelopment Agency  
One South Van Ness Avenue, 5th Floor  
San Francisco, CA 94103

**Agency Contact:** José Campos      **Telephone:** (415) 749-2554

**Project Title:** Successor Agency Case No. 919-97; Addendum #10  
Mission Bay South Blocks 41-43, Parcel 7

**Project Address:** 1450 Owens Street

**Project Sponsor:** ARE-San Francisco No. 15, LLC

**Sponsor Contact:** Terezia Nemeth      **Telephone:** (415) 559-1732

### Determination:

The proposed project consists of policy changes and new construction. The policy changes would:


- amend the Mission Bay South Redevelopment Plan (“South Plan”) to: (i) increase the Office/Commercial leasable floor area in the overall South Plan area by 170,000 square feet (2.8 percent of the South Plan total), from 5,953,600 square feet to 6,123,600 square feet; and (ii) increase the Floor Area Ratio (FAR) for the Commercial Industrial and Commercial Industrial/Retail area, averaged over the entire area of these two land use districts combined, from 2.9 to 2.95, in the event that the project is constructed;
- amend the Mission Bay South Design for Development document (“South D for D”) to increase the height limit for 1450 Owens Street (the project site) from approximately 39 feet to 109 feet; increase allowable floor plate above a height of 90 feet from 20,000 square feet to 30,000 square feet; increase the maximum plan length above a height of 90 feet from 200 feet to 260 feet; revise the street wall controls along Owens Street; delete a guideline protecting “a portion of the downtown panorama,” in views from the I-280 freeway; increase the land area developable at heights over 90 feet in the South Plan’s Height Zone 7 from 15 percent to 18 percent; and other conforming amendments and clarifications;
- amend the previously approved Major Phase Application for Blocks 41-43 and approve a Basic Concept Design/Schematic Design;
- allocate up to 49,998 square feet of small cap office space under the City’s Office Development Annual Limit, including design review; and
- a corresponding amendment to the existing applicable Mission Bay South Owner Participation Agreement to increase Office/Commercial (mixed office, research and development, and light manufacturing) square footage in the South Plan area and to specify a maximum FAR of 3.57 for the project site.

The proposed project would construct a new, 109-foot-tall mixed-use life sciences building consisting of approximately 131,000 gross square feet (gsf) of life sciences research and development (R&D) space; up to 49,998 gsf of office space; and 2,600 gsf of ground-floor retail space. The R&D space would include life science laboratories and accessory office space, a life sciences incubator space, and an event/conference center.

Since certification of the Mission Bay Final Subsequent Environmental Impact Report ("Mission Bay FSEIR") and the Final Subsequent Environmental Impact Report the Golden State Warriors Event Center and Mixed-Use Development on Blocks 29-32 (a subsequent EIR to the Mission Bay FSEIR) ("Event Center FSEIR"), no substantial changes have been made to the project, no substantial changes have occurred in the circumstances under which the Mission Bay South Redevelopment Plan would be undertaken, and no new information of substantial importance has emerged that would result in one or more significant effects not discussed in the Mission Bay FSEIR and Event Center FSEIR or an increase in any significant effects previously disclosed, and there are no new, or previously rejected as infeasible, mitigation measures or alternatives have been proposed that would substantially reduce one or more significant impacts that the project proponents have declined to adopt. As such, because none of the criteria set forth in CEQA Guideline Section 15162 that would require subsequent environmental review have been triggered, the lead agency may approve the subsequent activities set forth as being within the scope of the Mission Bay FSEIR under CEQA Guideline 15168 without the need for additional environmental documentation.

*(The basis for this determination is provided on the following pages.)*

I do hereby certify that the above determination has been made pursuant to state and local requirements.



\_\_\_\_\_  
José Campos, OCII Environmental Review Officer  
Successor Agency to the San Francisco  
Redevelopment Agency

\_\_\_\_\_  
November 10, 2020  
Date of Determination

## Background

### **Mission Bay South Redevelopment Plan Approval Process and Prior Environmental Review**

On August 23, 1990, the San Francisco Board of Supervisors certified the Mission Bay Final Environmental Impact Report (the “1990 FEIR”).<sup>1</sup> The 1990 FEIR assessed the development program that was ultimately adopted as the Mission Bay Plan, an Area Plan of the San Francisco General Plan. In 1996-97, the former Redevelopment Agency of the City and County of San Francisco (“Redevelopment Agency”), with Catellus Development Corporation as project sponsor, proposed a new project for the Mission Bay area, consisting of two separate redevelopment plans (Mission Bay North Redevelopment Plan and Mission Bay South Redevelopment Plan) (“North Plan” and “South Plan” or, collectively, the “Plans”) in two redevelopment project areas separated by the China Basin Channel.

The Mission Bay Plan analyzed in the 1990 FEIR was never built. In 1996-1997, the former Redevelopment Agency and Catellus proposed an updated plan which included changes to the project area boundaries. Under CEQA Guidelines section 15162(a), when a prior EIR has been certified for a project, a subsequent EIR is required if one or more of the following are met: (1) substantial changes are proposed in the project which will require major revisions of the previous EIR; (2) substantial changes occur with respect to the circumstances under which the project is undertaken; or (3) new information of substantial importance, which was not known been known with the exercise of reasonable diligence at the time the previous EIR was certified shows that the project would result in more significant effects not previously discussed or substantially more severe effects. The Mission Bay FSEIR updated the analysis years for the existing conditions to reflect the most current information at the time (1997), and updated the cumulative analysis based on a full build-out year of 2015. The cumulative analysis also included the University of California San Francisco Long Range Development Plan, which was not analyzed in the 1990 FSEIR. The Mission Bay FSEIR analyzed reasonably foreseeable development under the Plans. The Mission Bay FSEIR incorporated by reference information from the original 1990 FEIR that continued to be accurate and relevant for analysis of the Plans. Thus, the 1990 FEIR and the Mission Bay FSEIR together constitute the environmental documentation for the Plans. The 1990 FEIR and Mission Bay FSEIR are program Environmental Impact Reports under CEQA Guidelines 15168 and redevelopment plan EIRs under CEQA Guidelines 15180. On September 17, 1998, the San Francisco Planning Commission and the former Redevelopment Agency Commission certified the Mission Bay Final Subsequent Environmental Impact Report (“Mission Bay FSEIR”).<sup>2</sup> The San Francisco Board of Supervisors affirmed the certification of the Mission Bay FSEIR by the Planning Commission and the former Redevelopment Agency Commission on October 19, 1998.<sup>3</sup>

The former Redevelopment Agency Commission adopted the North and South Plans on September 17, 1998, along with the Mission Bay North Owner Participation Agreement (as subsequently amended, the “North OPA”) and Mission Bay South Owner Participation Agreement (as subsequently amended, the “South OPA”), which are between the former Redevelopment Agency, now the Office of Community Investment and Infrastructure (“OCII”) as the successor agency to the former Redevelopment Agency, and the Mission Bay Master Developer (originally Catellus Development Corporation and now FOCIL-

---

<sup>1</sup> Planning Department Case No. 86.505E.

<sup>2</sup> Planning Department Case No. 96.771E, Redevelopment Agency Case No. ER 919-97.

<sup>3</sup> Resolution No. 14696

MB, LLC, the successor to Catellus Development Corporation).<sup>4</sup> The land uses in the adopted Plans are generally illustrated in **Figure 1**, which also depicts the project site.<sup>5</sup> The South Plan has been amended three times. The first amendment, in 2013, permitted residential use on Block 1 and permitted a previously approved hotel on Block 1 to have fewer rooms if a residential use was developed. The second amendment, in 2018, allowed the removal of a 0.3 acre parcel known as P20 from the South Plan area, in conjunction with the City's approval of the Mission Rock mixed-use project on the Port of San Francisco's adjacent Seawall Lot 337. The third amendment, in August 2020, allowed the Golden State Warriors to add a 129-room hotel and 21 residential units to the Chase Center project site on Mission Bay South Blocks 29-32. Another pending amendment could permit an increase of 50 hotel rooms to the under-construction hotel on Mission Bay South Block 1.

The North and South OPAs incorporated into the Plans the mitigation measures identified in the Mission Bay FSEIR and adopted by the former Redevelopment Agency Commission at the time the Plans were approved.<sup>6</sup> As authorized by the Plans, the former Redevelopment Agency Commission simultaneously adopted design guidelines and standards governing development, contained in companion documents, the Design for Development for the Mission Bay North Project Area (the "North D for D") and the Design for Development for the Mission Bay South Project Area (the "South D for D"), respectively.<sup>7</sup> The San Francisco Board of Supervisors adopted the North D for D on October 26, 1998, and the South D for D on November 2, 1998.<sup>8</sup> The South OPA, which is a development contract between the Mission Bay Master Developer and the former Redevelopment Agency, has been amended seven times: the first amendment dated February 17, 2004, the second dated November 1, 2005, the third dated May 21, 2013, the fourth dated June 4, 2013, fifth dated April 29, 2014, sixth dated July 26, 2018, and seventh dated May 19, 2020. There is a pending amendment to the South OPA that does not affect the project. The South D for D has been amended seven times, as well: on February 17 and March 16, 2004; on March 17 and November 3, 2015; on October 17, 2017; on June 5, 2018, and on May 19, 2020.

The former Redevelopment Agency and OCII collectively have prepared nine addenda to the Mission Bay FSEIR (completed between 2000 and 2013) for specific developments within Mission Bay. These addenda are as follows:

- The first addendum, dated March 21, 2000, analyzed the ballpark parking lots.
- The second addendum, dated June 20, 2001, addressed Infrastructure Plan revisions related to the 7th Street bike lanes and relocation of a storm drain outfall.

---

<sup>4</sup> Resolution No. 191-98, and No. 188-98, respectively.

<sup>5</sup> It should be noted that the land use program in the adopted Plans was developed from the proposed Plans plus a combination of Plan variants described and analyzed in the Mission Bay FSEIR. Specifically, the adopted Mission Bay North and South Redevelopment Plans were based on the description of the Plans in the Mission Bay FSEIR, plus Variant 1 (Terry A. François Boulevard Variant/Expanded Bayshore Open Space Proposal), Variant 2 (Esprit Commercial Industrial/Retail Variant), Variant 3A (Modified No Berry Street Crossing Variant), and Variant 5 (Castle Metals Block Commercial Industrial/Retail Variant). The adopted Plans were described in the Mission Bay FSEIR Chapter III, Project Description, and Section VII.G, Combination of Variants Currently under Consideration by the Project Sponsors. The Mission Bay FSEIR concluded that the environmental effects of the combination of Plan variants would be similar to those of the proposed Plan, and consequently, would not result in any new or substantially more severe significant effects identified in the Mission Bay FSEIR for the proposed Plan.

<sup>6</sup> North and South OPAs, Attachment L.

<sup>7</sup> Resolution No. 191-98 and Resolution No. 186-98, respectively.

<sup>8</sup> Ordinance No. 327098 North and South OPAs, Attachment L and Ordinance No. 335-98, respectively.





SOURCE: OCII, 2019

1450 Owens Street

**Figure 1**  
Location Map and Project Site

- The third addendum, dated February 10, 2004, addressed amendments to the South D for D with respect to the maximum allowable number of towers, tower separation, and required setbacks.
- The fourth addendum, dated March 9, 2004, addressed amendments to the South D for D with respect to the permitted maximum number of parking spaces for biotechnical and similar research facilities, and specified certain changes to the North OPA to reflect a reduction in permitted commercial development and associated parking.
- The fifth addendum, dated October 4, 2005, addressed revisions to the University of California San Francisco (UCSF) Long Range Development Plan and the Final Environmental Impact Report for the Long Range Development Plan.
- The sixth addendum, dated September 10, 2008, addressed revisions of the UCSF Medical Center at Mission Bay.
- The seventh addendum, dated January 7, 2010, analyzed the development of a Public Safety Building on Mission Bay Block 8 to accommodate the headquarters of the San Francisco Police Department, relocation of Southern Police Station to the new building from the Hall of Justice, a new San Francisco Fire Department station, and adaptive reuse of historic Fire Station 30, along with parking for these uses.
- The eighth addendum, dated May 15, 2013, analyzed amendments to the South Plan and South OPA to allow a mix of hotel, residential, and retail uses on Block 1.
- The ninth addendum, dated May 30, 2013, addressed development on Block 7E for a facility housing extended stay bedrooms and associated facilities to support families of patients receiving medical treatment primarily at UCSF's medical facilities.

Together with the nine previous addenda, the 1998 Mission Bay FSEIR comprise the "Mission Bay FSEIR" as amended for purposes of this addendum. Inasmuch as buildout of the North Plan has been essentially as was analyzed in the Mission Bay FSEIR, this document concerns itself potential changes in effects in the South Plan area only.

## **Event Center and Mixed-Use Development at Mission Bay Blocks 29-32 Approval Process and Final Subsequent Environmental Impact Report**

A Subsequent Environmental Impact Report to the 1998 Mission Bay FSEIR, certified on November 3, 2015, addressed the Golden State Warriors Event Center and Mixed-Use Development on Blocks 29-32 ("Event Center FSEIR") for a multi-purpose event center and a variety of mixed uses, including office, retail, open space, and structured parking.<sup>9</sup> One addendum to the Event Center FSEIR, dated May 13, 2020, addressed allocating dwelling units, increasing the number of hotels and hotel rooms to Blocks 29-30, and increasing the total leasable area of retail space permitted in the South Plan area.

## **Successor Agency/Oversight Board Jurisdiction**

The former San Francisco Redevelopment Agency, along with all 400 redevelopment agencies in California, was dissolved on February 1, 2012, by order of the California Supreme Court in a decision issued on December 29, 2011 (*California Redevelopment Association et al. v. Ana Matosantos*). On June 27, 2012, the California Legislature passed, and the Governor signed Assembly Bill (AB) 1484, a bill making technical and substantive changes to AB 26, which was the original bill that resulted in the dissolution of all redevelopment agencies. (Together, AB 26 and AB 1484 are referred to as "Redevelopment Dissolution Law," which is codified at California Health and Safety Code Sections 34161 – 34191.5). In response to

<sup>9</sup> Planning Department Case No. 2014.1441E.

Redevelopment Dissolution Law, the San Francisco Redevelopment Agency was dissolved and succeeded by the Successor Agency to the Redevelopment Agency of the City and County of San Francisco ("Successor Agency"), commonly known as the Office of Community Investment and Infrastructure ("OCII"). Pursuant to state and local legislation, the Successor Agency is governed by the Commission on Community Investment and Infrastructure, which is overseen by the Oversight Board on certain matters as set forth in the Redevelopment Dissolution Law.

On January 24, 2012, the Board of Supervisors of the City and County of San Francisco adopted Resolution No. 11-12 in response to the Supreme Court's December 29, 2011 decision upholding AB 26. On October 2, 2012, the Board of Supervisors adopted Ordinance No. 215-12 in response to the Governor's approval of AB 1484. Together, these two local laws ("Successor Agency Legislation") create the governing structure of OCII. Pursuant to the Successor Agency Legislation, the Commission on Community Investment and Infrastructure exercises certain land use, development and design approval authority for the Mission Bay North and Mission Bay South Plan areas (and other major development projects), and the Oversight Board exercises certain fiscal oversight and other duties required under Redevelopment Dissolution Law.

### **South Plan Area Development Controls**

The primary development controls for the Mission Bay South Redevelopment Plan Area ("South Plan Area") are the South Plan and the South D for D, which together specify development standards for Blocks 41/43, Parcel 7 (1450 Owens Street), including standards and guidelines for height, setbacks, and lot coverage. In accordance with Redevelopment Dissolution Law, when the Board of Supervisors approved the South Plan in 1998, land use and zoning approvals within Mission Bay came under the jurisdiction of the former Redevelopment Agency, now OCII, as described above. Together, the South Plan and South D for D constitute the regulatory land use framework for the project site, and they supersede the San Francisco Planning Code, except as otherwise specifically provided in those documents and associated documents for implementing the Plans.

The infrastructure serving the South Plan area is provided by the master developer, FOCIL-MB, LLC, consistent with the South OPA, including the Mission Bay South Infrastructure Plan (Attachment D to the South OPA). The South OPA includes triggers for the phasing of required infrastructure improvements based on adjacency, ratios, and performance standards to ensure that the master developer phases the required infrastructure to match the phasing of private development occurring on adjacent blocks. In addition to the South Plan and South D for D, the other major development controls that apply to the project site include:

- Applicable mitigation measures included in the Mission Bay FSEIR and Event Center FSEIR (attached to this Addendum as Exhibit A);
- All other associated adopted plans and documents that apply in the South Plan area under the South Plan and South OPA, such as the 1999 Mission Bay Risk Management Plan, with amendments (including Article 22A of the San Francisco Health Code for analyzing soils for hazardous waste), Mission Bay South Streetscape Master Plan, and Mission Bay South Signage Master Plan; and
- Other adopted City plans and regulations that apply in the South Plan area, such as the San Francisco Building Code; Chapter 7 of the San Francisco Environment Code, "Resource Efficiency Requirements," and any engineering requirements applicable under City Code to the development.

Relevant portions of the South Plan and South D for D as they pertain to Blocks 41/43, Parcel 7 (1450 Owens Street) are described below.

### ***South Plan Development Controls for Blocks 41/43, Parcel 7***

In addition to providing overall planning objectives for the South Plan area, the South Plan designates land uses for the proposed project parcel as described below.

The South Plan assigns a land use designation of Commercial Industrial (Attachment 3 of the South Plan) to Blocks 41/43, Parcel 7.

The South Plan identifies the following principal uses under the Commercial Industrial land use designation applicable to Blocks 41/43, Parcel 7: manufacturing, including software and multimedia development, medical and biotechnical research, and other types of manufacturing; institutions; retail sales and services; arts activities and spaces; office use; home and business services; animal care; wholesaling; automotive; and other uses (e.g., greenhouse, nursery, open recreation and activity areas, parking, walk-up facilities, and certain telecommunications-related facilities). The following secondary uses are identified: certain institutions, assembly and entertainment, and other uses (public structure or use of a nonindustrial character).

The South Plan also describes general controls and limitations for development and sets limits on leasable square footages of various uses within defined zones within the South Plan area, including the 1450 Owens Street project site. The South Plan sets a maximum floor area ratio of 2.9 to 1 for Commercial Industrial and Commercial Industrial/Retail, averaged over the entire area of these two land use districts combined, except that the area in Zones B-D is excluded and calculated separately. The maximum building height within the South Plan area is 160 feet. The South Plan further indicates that within the limits, restrictions and controls established in the South Plan, OCII is authorized to establish height limits of buildings, land coverage, density, setback requirements, design and sign criteria, traffic circulation and access standards and other development and design controls in the South D for D. Accordingly, the approved maximum building height on the project site only, as established in the South D for D, is not to exceed the height of the adjacent I-280 freeway (approximately 39 feet).

### ***South Design for Development Controls for Blocks 41/43, Parcel 7***

The Mission Bay South D for D, a companion document to the South Plan, contains the design standards and design guidelines applicable to Blocks 41/43, Parcel 7. The 1450 Owens Street project site is within Height Zone 7, which specifies that 15 percent of the developable area (within the entire height zone) may be occupied by a maximum of four towers up to 160 feet in height, and the remaining 85 percent of the development could be at a maximum of 90 feet. Within Height Zone-7, Blocks 41-43 are subject to additional restrictions adjacent to the elevated I-280 freeway: (1) buildings within 100 feet of the I-280 freeway must be at or below the height of the freeway guardrail, which is approximately 39 feet above grade; and (2) buildings above the height of the freeway are permitted in limited locations.

## **Existing Conditions**

Before 1998, Mission Bay was characterized by low-intensity industrial development and vacant land. Since adoption of the Plans in 1998, Mission Bay has undergone redevelopment into a mixture of residential, commercial (light industrial, research and development, labs and offices), retail, and educational/institutional uses and open space. As of August 2020, 5,908 housing units (including 1,310 affordable units) of the planned 6,514 housing units within Mission Bay (roughly 91 percent) are

complete, with another 152 affordable units under construction. Regarding office and laboratory space, approximately 3.1 million square feet of the planned 3.5 million square feet in the overall Mission Bay Plans area (approximately 88 percent) is complete, with the remaining 0.4 million square feet under construction. Approximately 539,000 square feet of the 560,000 planned leasable square feet of retail space (approximately 96 percent) is also complete, as is the Golden State Warriors' Event Center at Blocks 29-32. More than 23 acres of parks and open space of the planned 41 acres within Mission Bay are complete (approximately 57 percent) with 7 acres under construction and 10 acres planned. The South Plan area also includes the new University of California-San Francisco Medical Center and associated development.

### **1450 Owens Street Site (Blocks 41/43, Parcel 7)**

As shown in Figure 1, the approximately 1.13-acre 1450 Owens Street project site is located on Blocks 41/43, Parcel 7, within the South Plan area. The trapezoidal project site consists of Assessor's Block 8709, Lot 017. The project site is bounded by I-280 to the west, Owens Street to the east, a planned open space (Park P7) to the north, and "A" Street to the south. Owens Street is a minor north-south arterial roadway in the South Plan area. "A" Street is a private east-west street that connects to other private streets on Blocks 41/43 and to Owens Street. The site is relatively level, with the existing site grades ranging from approximately -0.4 foot to +1.4 feet San Francisco City Datum. The site is currently paved and used as temporary surface parking.

## **Project Description**

### **1450 Owens Street Project (Blocks 41/43, Parcel 7) Characteristics**

The proposed project consists of policy changes and new construction. The project sponsor (ARE-San Francisco No. 15, LLC) is seeking policy changes including:

1. amendment of the South Plan to (i) increase the Office/Commercial leasable floor area in the overall South Plan area by 170,000 square feet (3.4 percent of the Office/Commercial allocation of Zone A and 2.8 percent of the South Plan's total Office/Commercial floor area) from 5,953,600 square feet to 6,123,600 square feet; and (ii) increase the FAR for Commercial Industrial and Commercial Industrial/Retail from 2.9 to 2.95, in the event that the project is constructed;<sup>10</sup>
2. amendment of the South D for D to increase the height limit for the site from approximately 39 feet (currently based on the height of the adjacent I-280 freeway, in accordance with the South D for D) to 109 feet; increase allowable floor plate above a height of 90 feet from 20,000 square feet to 30,000 square feet; increase the maximum plan length above a height of 90 feet from 200 feet to 260 feet; revise the street wall controls along Owens Street; delete a guideline protecting "a portion of the downtown panorama," in views from the I-280 freeway, and to increase the land area developable at heights over 90 feet in the South Plan's Height Zone 7 from 15 percent to 18 percent and other conforming amendments and clarifications;
3. amendment of the previously approved Major Phase Application for Blocks 41-43;
4. approval of a Basic Concept Design/Schematic Design;

---

<sup>10</sup> While the 1998 Mission Bay FSEIR assumed that the project site would be developed with Commercial Industrial (office and/or research and development) and Retail uses, much of the South Plan development capacity that would have been used at the site has subsequently been reassigned to other locations within the South Plan area.



SOURCE: ARE, 2020

1450 Owens Street

**Figure 4**  
South Elevation

5. allocation of up to 49,998 square feet of small cap office space to the project site under the City's Office Development Annual Limit, including design review; and
6. a corresponding amendment to the existing applicable Mission Bay South Owner Participation Agreement to increase Office/Commercial (mixed office, research and development, and light manufacturing) square footage in the South Plan area and to specify a maximum FAR of 3.57 for the project site.

The proposed project would construct a new mixed-use life sciences building consisting of approximately 131,000 gross square feet (gsf) of life sciences research and development (R&D) space; up to 49,998 gsf of office space; and 2,600 gsf of ground-floor retail space. The R&D space would include life science laboratories and accessory office space, a life sciences incubator space, and an event/conference center. The site plan is presented in **Figure 2**, and the proposed ground floor level is shown in **Figure 3**.

The seven-story building would have a maximum height of 109 feet (not including rooftop mechanical enclosures and parapet). All seven stories would be occupiable. The building would also include a 20-foot-tall screened mechanical penthouse as allowed by the South D for D; the roof of the mechanical penthouse would be a maximum of 129 feet above street elevation. (see **Figure 4**). **Table 1** presents the proposed project characteristics.

### ***Circulation, Parking, and Loading***

The project site is located on the corner of Owens and "A" streets, which both provide vehicular access to the project site. Existing curb cuts on Owens and "A" streets would be removed. One off-street loading dock area with two loading spaces would be located at the southwest corner of the building, accessible from "A" Street. Pedestrian access to the project site would be provided through a proposed entry plaza at the corner of Owens and "A" streets, as well as through an additional entry point on "A" Street. See **Figure 5** for the proposed site circulation plan.

### ***Off-site Parking Facilities***

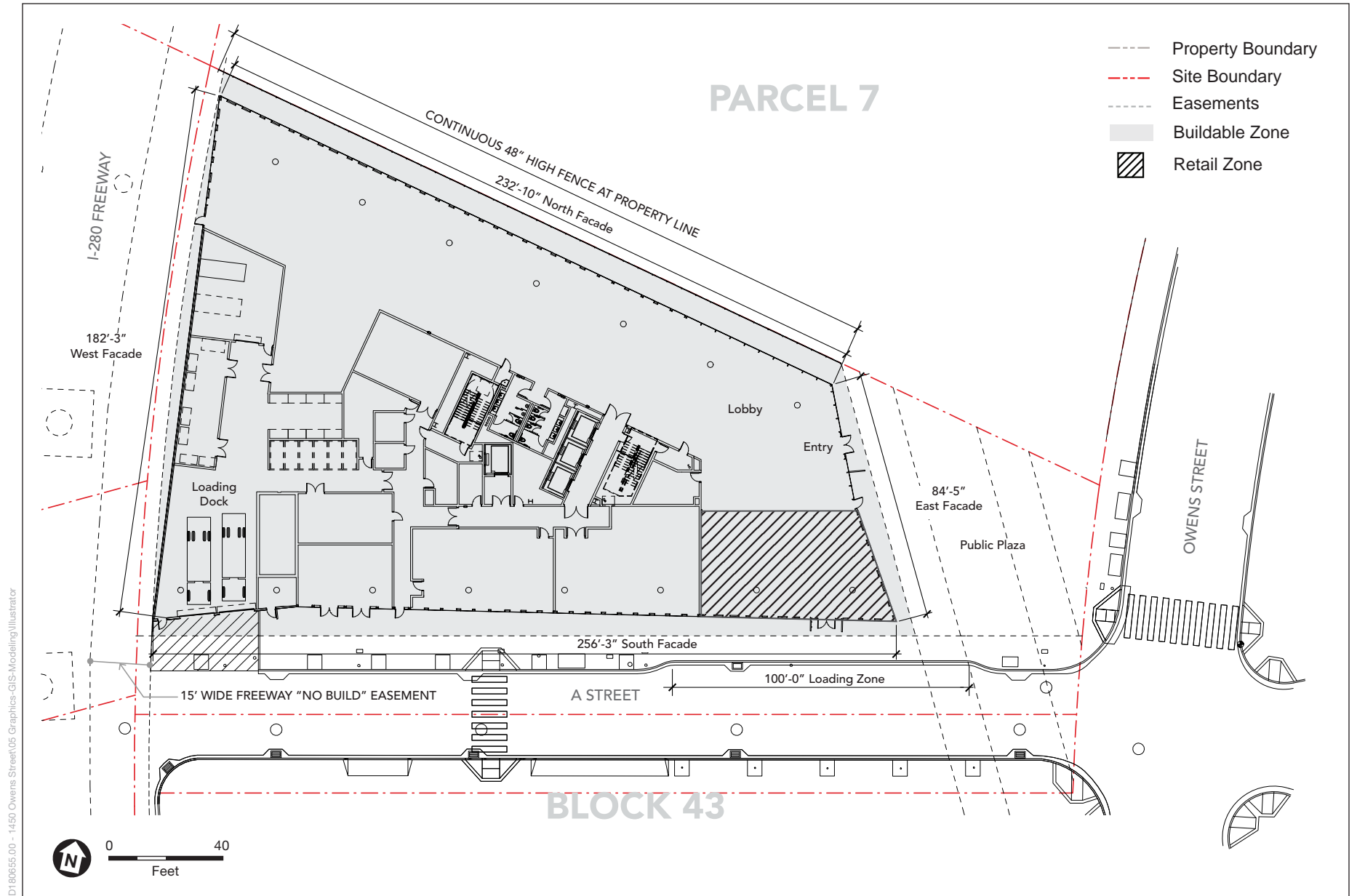
No on-site parking is proposed; instead, required parking would be provided in nearby existing garages, in accordance with the approved Major Phase Application for Blocks 41-43. Approximately 177 dedicated parking spaces (1 space per 1,000 square feet) would be provided in a multi-level parking structure owned and constructed by the project sponsor located directly south of the project site on "A" Street.<sup>11</sup> Additional off-street parking would also be available across from Third Street on the UCSF campus, in a parking structure near the corner with Gene Friend Way.

---

<sup>11</sup> This parking garage, located on Blocks 41-43, Lot 6, is one of two garages approved as part of the original Major Phase application for Blocks 41, 42, 43 and 45 approved by the Redevelopment Agency Commission in 2000. (Block 45 is beneath the elevated I-280 freeway and was not, and is not, proposed for development. In 2005, the Commission approved amendments to the Major Phase for Blocks 41-43 to relocate the second garage from Lot 7 to Lot 6, where it has been built. The garage on Lot 3 was completed in 2010. The Lot 6 garage is intended, with the Lot 3 garage, to serve all development on Blocks 41-43, including, in addition to the proposed project, the UCSF Orthopaedic Institute at 1500 Owens Street and the Kaiser Permanente medical offices at 1600 Owens Street, both of which are adjacent to the Lot 6 garage site. Two other buildings on Blocks 41-43, Lots 1 and 2, are closer to the Lot 3 garage.

# PARCEL 7

- Property Boundary
- Site Boundary
- Easements
- Buildable Zone
- Retail Zone



SOURCE: ARE, 2020

1450 Owens Street

**Figure 2**  
Site Plan



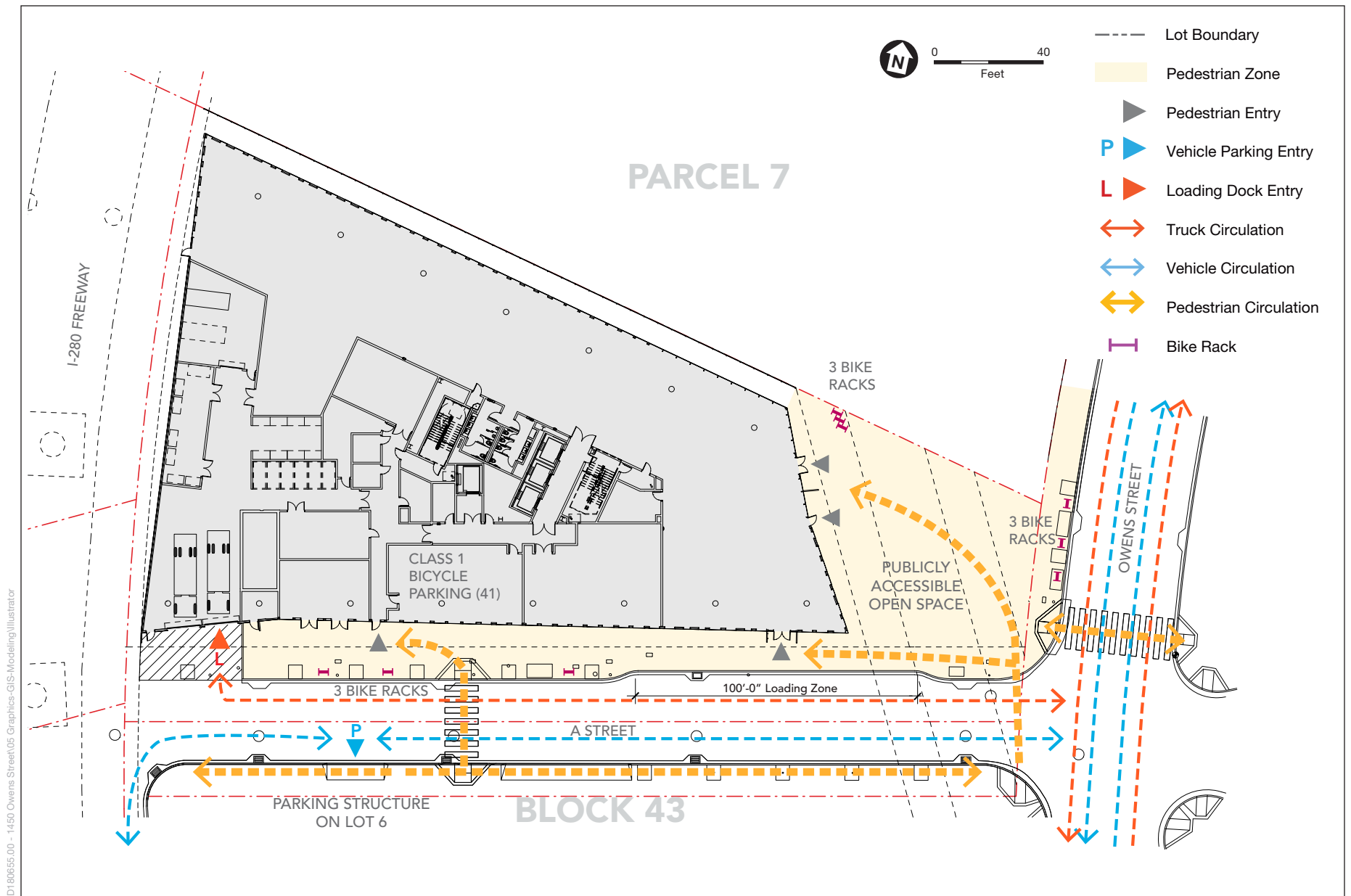




SOURCE: ARE, 2020

1450 Owens Street

**Figure 4**  
South Elevation



SOURCE: ARE, 2020

1450 Owens Street

**Figure 5**  
Circulation Plan

**TABLE 1**  
**1450 OWENS STREET PROJECT CHARACTERISTICS**

<b>Proposed Uses</b>	<b>Size</b>
Research and Development	131,000 gsf
Office	49,998 gsf
Retail	2,600 gsf
<b>Total Building</b>	<b>Up to 183,598 gsf</b>
Open Space	Approximately 5,000 gsf
Off-site Parking Spaces <sup>a</sup>	177 spaces
Bicycle Parking Spaces	41 spaces
Loading Spaces	1 loading dock area with two loading spaces
Number of Stories	7
Height	109 feet maximum tower height
NOTES: gsf = gross square feet <sup>a</sup> Off-street parking to accommodate the proposed project would be provided in a parking garage on Blocks 41-43, Lot 6.	
SOURCE: ARE-San Francisco No. 15, LLC, 2020	

### ***Bicycle Parking***

Forty-one Class 1 bicycle spaces would be provided in the building along with showers and lockers. Eighteen Class 2 bicycle parking spaces (1 space per 10 parked cars) would be provided in front of the building at the entry plaza, and on the sidewalk adjacent to Owens and “A” streets. Additional Class 1 bicycle parking would also be available within the adjacent parking structure.

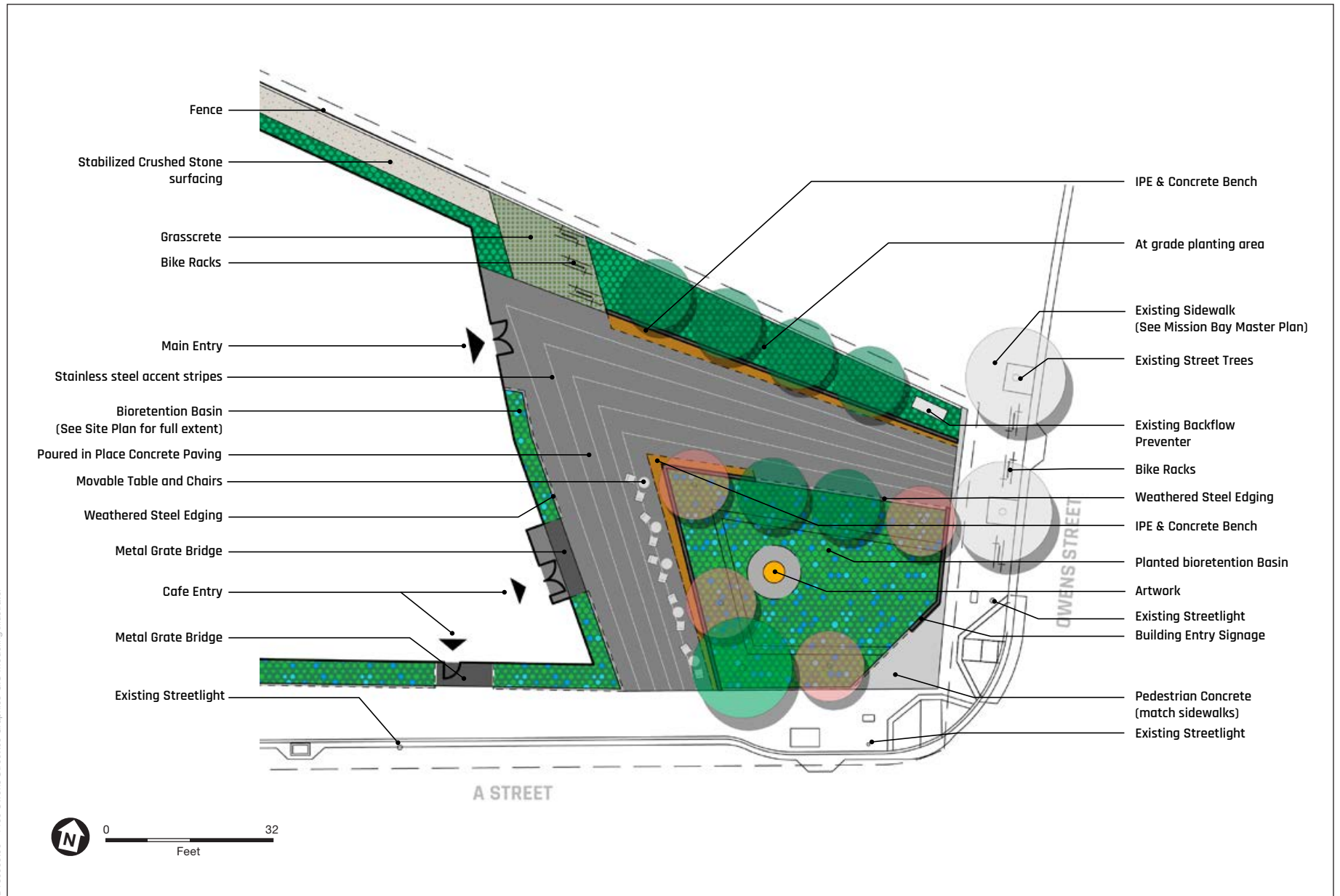
### ***Open Space, Landscaping, and Streetscape Improvements***

The proposed project would include an approximately 5,000-square-foot entry plaza on the ground floor that would serve as part of the project’s Privately-Owned Public Open Space (POPOS).<sup>12</sup> The entry plaza would contain walkways, benches, plantings, and an elevated walkway over a bioretention basin garden. The entry plaza would provide multiple connections to the future adjacent planned open space. Additional bioretention plantings would extend along the building frontage on “A” Street. **Figure 6** illustrates the proposed landscape plan for the entry plaza.

### ***Infrastructure Improvements***

Public utility infrastructure that would serve the proposed project, including sewer, storm drain, high/low-pressure water, recycled water, gas, electric, and telecommunication systems, is complete and installed under Owens and “A” streets. Connections between utility systems and new building services would be made, in most cases, where the building frontage meets street frontage. As described above, stormwater treatment facilities including bioretention basins would be included onsite. Storm drainage

<sup>12</sup> The South D for D’s requirement that building streetwalls occupy 70 percent of the site’s Owens Street frontage has been superseded by the previously approved Major Phase Application for Blocks 41-43, which mandated a setback such that no structures are built over the San Francisco Public Utilities Commission (SFPUC) rights-of-way. Accordingly, the POPOS would occupy the Owens Street site frontage, from which the building would be set back.



SOURCE: Bionic, 2020

1450 Owens Street

**Figure 6**  
Landscape Plan

from the building roofs would be conveyed into a proposed new treatment basin to be constructed in the proposed plaza at the corner of Owens Street and “A” Street.

### ***Transportation Management Plan***

The project would participate in the Mission Bay Transportation Management Association (MBTMA) and would be required to pay monthly dues towards funding transportation programs in Mission Bay. The MBTMA runs the Mission Bay Shuttle Service and maintains public transit resources which would be available to serve the proposed project.

### ***Sustainability***

The proposed development would be subject to a number of sustainability requirements, including the California CalGreen Code, City of San Francisco Green Building Code, and the South D for D. The project sponsor is pursuing Leadership in Energy and Environmental Design (LEED™) certification at the Gold level.

### ***Construction***

Construction of the proposed project is expected to begin in 2021, and occur over an approximately 24-month period for the core and shell and another 6 months for the interior tenant improvements. Construction activities would include, but not be limited to: site demolition, clearing and excavation; pile installation and foundation construction; construction of the proposed building; utility connections; interior finishing; and exterior hardscaping and landscaping improvements. The sponsor estimates that the maximum depth of excavation on-site would be approximately 4 feet below San Francisco City Datum; this would require approximately 7,500 cubic yards of soils on-site to be excavated and removed from the site.

All construction activities would be conducted within allowable construction requirements permitted by City code. The project would also be subject to the Mission Bay Good Neighbor Policy, which limits extreme noise-generating activities in Mission Bay from Monday to Friday from 8:00 a.m. to 5:00 p.m.<sup>13</sup>

### ***Approvals Required***

#### ***Prior Approvals for Blocks 41-45***

The first Major Phase Application for Blocks 41-45 was submitted by the Catellus Development Corporation to the San Francisco Redevelopment Agency and approved on October 10, 2000. The 1450 Owens Street project sponsor (ARE-San Francisco No. 15, LLC) subsequently acquired Blocks 41-43, and the San Francisco Redevelopment Agency approved a Revised Major Phase Application for these blocks on October 18, 2005. All projects on Blocks 41-43 have currently either been built or approved and moving toward construction with the exception of Parcel 7, which had a previous Combined Basic Concept and Schematic Design Submittal approved by the San Francisco Redevelopment Agency on October 21, 2008. The proposed project would revise the 2005 Major Phase Application for Parcel 7, and would authorize a new Basic Concept and Schematic Design Approval for Parcel 7 (which would supersede the 2008 Basic Concept and Schematic Design Approval) .

---

<sup>13</sup> The Mission Bay Good Neighbor Policy specifies that pile driving or other noise generating activity (80 dBA at a distance of 100 feet) shall be limited to 8:00 am to 5:00 pm, Monday through Friday. No pile driving or other extreme noise generating activity is permitted on Saturday, Sundays and holidays. Requests for pile driving on Saturdays may be considered on a case by case basis by OCII with approval at the sole discretion of the OCII Executive Director.

## ***Anticipated Approvals for Blocks 41/43, Parcel 7 (1450 Owens Street Site)***

Project approvals or permits from the following agencies for construction or long-term operation are anticipated at this time (approving body in parentheses):

- Amendments to the Mission Bay South Redevelopment Plan to (i) increase Office/Commercial (mixed office, research and development, and light manufacturing) leasable square footage in the South Plan area of the Mission Bay South Redevelopment Plan by 170,000 square feet (2.8 percent of the South Plan total), 170,000 square feet (2.8 percent of the South Plan total), from 5,953,600 square feet to 6,123,600 square feet; and (ii) increase the FAR for Commercial Industrial and Commercial Industrial/Retail from 2.9 to 2.95, in the event that the project is constructed (OCII Commission, Board of Supervisors);
- Amendments to the Mission Bay South Owner Participation Agreement to increase Office/Commercial (mixed office, research and development, and light manufacturing) square footage in the South Plan area (OCII Commission and Oversight Board) and to specify a maximum FAR of 3.57 for the project site;
- Amendments to the Mission Bay South Design for Development to increase the height limit on the project site from 39 feet to 109 feet; increase allowable floor plate above a height of 90 feet from 20,000 square feet to 30,000 square feet; increase the maximum plan length above a height of 90 feet from 200 feet to 260 feet; revise the street wall controls along Owens Street; delete a guideline protecting “a portion of the downtown panorama,” in views from the I-280 freeway; increase the maximum developable land area for towers of 90 feet or more in Height Zone-7 from 15 percent to 18 percent; and other conforming amendments and clarifications (OCII Commission);
- Amendment of the Major Phase Application for Blocks 41-43 (OCII Commission);
- Approval of Basic Concept/Schematic Design for the project (OCII Commission);
- Design review and allocation of up to 49,998 square feet of small cap office space (from the pool for buildings with less than 50,000 gsf of office space) under Planning Code Section 321 et. seq. (Planning Commission);
- Approval of General Plan Referral Application (Planning Commission); and
- Approvals for connections to infrastructure systems, including water supply, fire flow, recycled water, stormwater, and wastewater systems (San Francisco Public Utilities Commission)

## **Analysis of Potential Environmental Impacts**

California Environmental Quality Act (CEQA) Guidelines Section 15168 requires the lead agency to examine subsequent program activities to determine what additional environmental review, if any, is required. If the lead agency finds that under the criteria set forth in CEQA Guideline Section 15162 that no subsequent environmental review is required, then the agency can approve the subsequent activities as being within the scope of the Program EIR and no additional environmental documentation is required. Here, in accordance with CEQA Guideline 15168(c)(4), OCII is using this addendum to document its finding under 15162 that no subsequent EIR is required. In conjunction with this addendum, OCII will, through the accompanying Mitigation Monitoring and Reporting Program (“MMRP”), incorporate mitigation measures in the Mission Bay FSEIR and Event Center FSEIR, updated as applicable to reflect current San Francisco CEQA practice.

As noted above, the Golden State Warriors Event Center & Mixed Use Development FSEIR, certified in 2015, addressed the event center and mixed-use development (“Event Center”) on Blocks 29-32. Since certification of the Mission Bay FSEIR and the Event Center FSEIR, no other conditions described in Section 15162 calling for preparation of a subsequent EIR have occurred. Specifically, no other changes have occurred in the South Plan area, substantial changes in the circumstances under which the Plans would be undertaken, or new information of substantial importance that could not have reasonably been known at the time of preparation of the Mission Bay FSEIR and the Event Center FSEIR that would materially change any of the analyses or conclusions of the Mission Bay FSEIR or the Event Center FSEIR.

As summarized below, the analysis of the proposed project did not identify any new significant environmental effects or substantial increases in the severity of previously identified significant effects that affect the conclusions in the Mission Bay FSEIR and the Event Center FSEIR. The analysis considers mitigation measures that were identified in the Mission Bay FSEIR; in some instances the Event Center FSEIR identified measures that replaced Mission Bay FSEIR mitigation measures due to reflect updated standards. With the exception of the Redevelopment Plan, D for D, and OPA amendments described above, the project would be in compliance with the South Plan, South Design for Development, and other documents that control development and use of sites within Mission Bay. Accordingly, the analysis below is limited to the topics where the proposed amendments to land use controls and associated potential development under the project could create new or substantially more severe impacts not previously analyzed in the Mission Bay FSEIR and Event Center FSEIR. As part of the project analysis, transportation, wind, and shadow assessments were completed to identify any potential impacts other than those projected in the Mission Bay FSEIR and Event Center FSEIR.<sup>14</sup>

## **Land Use**

### ***Summary of Land Use Impacts in Mission Bay FSEIR***

The land use significance criteria were addressed in the Mission Bay FSEIR in the Land Use section; the Plans, Policies, and Permits section; and the Mission Bay FSEIR Initial Study (FSEIR Appendix A) Land Use section. Relevant information from the Mission Bay FSEIR is summarized below.

The Mission Bay FSEIR Land Use setting section characterized existing land uses present within and near the South Plan area at that time. The Mission Bay FSEIR indicated the land uses at the 1450 Owens Street site at the time of preparation of the Mission Bay FSEIR consisted of industrial and commercial uses, and vacant land. While the Mission Bay FSEIR provided CEQA environmental analysis for the entire Mission Bay program, it divided the South Plan area into subareas to facilitate the analysis. The 1450 Owens Street site is within the West Subarea (the area bounded by existing Mission Bay Drive/Circle, Owens Street, Sixteenth Street, Third Street, Mariposa Street, and I-280). Development of this subarea was assumed to include research and development, light manufacturing, office, and retail land uses, open space, and parking. Buildings would generally be allowable up to 90 feet in height, with some development allowed up to 160 feet in height.

The Mission Bay FSEIR (Appendix A, Initial Study) determined that the South Plan area was a largely underutilized industrial area with no established residential community. This was the basis for the Mission

---

<sup>14</sup> Office of Community Investment and Infrastructure, 2019 Blocks 41-43, Parcel 7, Project File, which includes the Mission Bay South Redevelopment Plan Amendment #2, Mission Bay South D for D Amendment #7, Mission Bay South Owner Participation Agreement Amendment #7, and the 2019 Blocks 41-43 Major Phase Amendment Application.



Bay FSEIR finding that the South Plan would not physically disrupt or divide an established community. The Mission Bay FSEIR Plans, Policies and Permits section found that the Mission Bay Redevelopment Plans and South D for D documents would constitute the regulatory land use framework for the South Plan area, and would supersede the City's Planning Code (except where indicated in those implementing documents). Furthermore, the Redevelopment Plans would be required to be found consistent with the City General Plan prior to adoption. The Mission Bay FSEIR also acknowledged that certain development activities proposed within the Mission Bay Plans area would be subject to applicable regional, State and/or federal permitting authority. The Mission Bay FSEIR analyzed the physical environmental impacts of potential policy conflicts for specific environmental topics, such as transportation and noise, in the respective sections of the Mission Bay FSEIR.

The Mission Bay FSEIR Land Use section indicated that implementation of the South Plan would result in a substantial change in the type and intensification in land uses in the South Plan area, involving demolition of most existing buildings, displacement of existing uses within the South Plan area, and development of the proposed mixed-use land use program. The Mission Bay FSEIR reported that the South Plan would continue the trend that was occurring in other nearby areas of the City (e.g., South of Market) of redeveloping former industrial areas into residential and commercial neighborhoods. The Mission Bay FSEIR found that the industrial/commercial land uses within the West Subarea, which includes the 1450 Owens Street site, would be compatible with the adjacent planned UCSF Campus land uses. The Mission Bay FSEIR also acknowledged that construction associated with South Plan area development would create construction-related effects (e.g., dust, noise, traffic) that may be noticeable and annoying to new residents within the South Plan area; however, with mitigation measures identified in the respective sections of the Mission Bay FSEIR, those effects would be mitigated to a less-than-significant level. These factors provided the basis for the Mission Bay FSEIR finding that the South Plan would not have a significant impact upon the existing character of the vicinity.

In summary, after incorporation of mitigation measures, the Mission Bay FSEIR identified no significant impacts on land use from the South Plan.

### ***Summary of Land Use Impacts in Event Center FSEIR***

The Event Center FSEIR land use analysis was specific to Blocks 29-32 and concluded that the Event Center would not have any new or substantially more severe effects than those identified in the Mission Bay FSEIR related to physical division of an established community. This analysis is not applicable to other sites in Mission Bay South.

### ***Project Analysis***

The proposed project's land uses would be consistent with the land uses called for in the South Plan and those already developed in the South Plan area. Specifically, as noted above, the West Subarea in which the 1450 Owens Street site is located was assumed in the Mission Bay FSEIR to be developed with research and development, light manufacturing, office, and retail land uses, open space, and parking. The proposed project would include a mix of life sciences research and development (R&D) space (including laboratories, accessory office space, a life sciences incubator space, and an event/conference center) and general office space, along with ground-floor retail space. These uses are permitted in the South Plan and were explicitly assumed in the Mission Bay FSEIR. The proposed project would require amendment of the South Plan to permit additional non-residential development beyond the South Plan's permitted total. The added development capacity would increase the permitted commercial development in the South Plan area by less than 3 percent; however, as discussed in detail below under Transportation and Air

Quality, no new or substantially more severe significant impacts would ensue beyond those identified in the Mission Bay FSEIR.

The proposed project would also require amendment of the Mission Bay South D for D to increase the height limit on the project site to permit the proposed 109-foot-tall project building. As explained above, the height limit on the project site is currently limited to the height of the adjacent I-280 freeway, which is approximately 39 feet. The South D for D Commercial-Industrial Design Guidelines state that buildings constructed in Height Zone 7 adjacent to the elevated I-280 freeway, which includes the project site, “should take into account their importance in establishing a design character for the area, as seen from surrounding neighborhoods and from a highly traveled regional access route, and in contributing to a dramatic and attractive arrival sequence for the City of San Francisco. Issues of building placement, massing, facade materials and height are all important in this consideration.” As a result, the South D for D specifies that a minimum of 60 percent of the freeway frontage of each parcel in this zone should be limited to a building height no greater than the freeway guardrail for a depth of 100 feet from the freeway. Additionally, the building height limit at the height of the freeway applies to the entirety of Block 43, including the project’s Parcel 7 thereon, with the exception of the southeast corner of Block 43, where a tower is permitted.<sup>15</sup> For Parcel 7 itself (the project site), the South D for D design guidelines identify “particular restrictions designed to preserve a portion of the downtown panorama” from the freeway, and therefore the freeway-based height limit extends across the full parcel.<sup>16</sup> The project proposes to amend the South D for D to remove this additional height limitation from Parcel 7 as the building would be up to 109 feet tall adjacent to the freeway.

CEQA Section 21099(d) states that aesthetic impacts of an “employment center project” on an infill site in a transit priority area “shall not be considered significant impacts on the environment.” Accordingly, aesthetics is no longer considered in determining if a project has the potential to result in significant environmental effects for such projects. The proposed project is such a project because it is on a previously developed site<sup>17</sup> and surrounded by urban uses<sup>18</sup> (an “infill site”); is within a “transit priority area”, as it is within one-half mile of major transit stops, including the T-Third Street light rail line and the Caltrain station, as well as the 55 16th Street bus; and is an “employment center” because it would be developed on a site zoned for commercial uses, with a floor area ratio greater than 0.75 within a transit priority area. Therefore, the aesthetic impacts of revision of the South D for D to amend the height restriction and delete a guideline protecting “a portion of the downtown panorama” are not applicable to the environmental analysis. It is also noted that the proposed project would be oriented perpendicular to Owens Street, as recommended in the South D for D, which would limit the degree of view obstruction of the downtown skyline from the elevated I-280 freeway. The project would hinder views of much of downtown from the freeway for a distance of approximately 450 feet along I-280, which, for a motorist traveling at 45 miles per hour, would amount to approximately 7 seconds of view obstruction. Based on the foregoing, the proposed project would not cause a significant environmental impact due to a conflict

<sup>15</sup> The southeast corner of Block 43 is within Blocks 41-43, Parcel 5, and is developed with a portion of the 90-foot-tall UCSF Orthopaedic Institute at 1500 Owens Street.

<sup>16</sup> Although the bullet point on page 79 of the South D for D that includes the quoted language does not specify that the “downtown panorama” refers to the view of downtown from the freeway, the context appears to indicate that this is the intention, given the explicit reference to the height limit being based on the freeway height. Additionally, the prior bullet point refers to providing “‘breathing space’ for motorists” as part of the justification for the freeway height limitation to a depth of 100 feet from the freeway.

<sup>17</sup> Past uses of the site include various industrial activities, including a lumber yard, brick yard, roofing company, and a drayage company, among other uses.

<sup>18</sup> CEQA Section 21099(a)(4) also defines infill as a vacant site where at least 75 percent of the perimeter of the site adjoins, or is separated only by an improved public right of way from, parcels that are developed with qualified urban uses.

with any applicable land use plan, policy, or regulation adopted for the purpose of avoiding or mitigating an environmental effect.

The project site is the last remaining undeveloped commercial site in the South Plan area and thus would complete non-residential buildout of the South Plan area. Moreover, the proposed project would be developed on an existing lot within the existing street alignment. As such, the proposed project would not physically divide an existing community.

Given the foregoing, the proposed project would not result in any new or substantially more severe significant land use impacts than were identified in the Mission Bay FSEIR.

The geographic context of the cumulative land use analysis is the South Plan area. There are no cumulative projects in the South Plan area that would combine with the proposed project to result in significant cumulative land use impacts, as remaining projects in the South Plan area would be largely consistent with the South Plan. OCII recently approved a proposal by the Golden State Warriors to add a hotel and residential units adjacent to the Event Center. However, that hotel site is located approximately 2,000 feet away from the project site and its land use impacts would not combine with the project. Therefore, the project would not contribute to any significant cumulative land use impacts beyond those previously disclosed in the Mission Bay FSEIR.

Therefore, the project would not result in any new or substantially more severe land use impacts than were identified in the Mission Bay FSEIR.

## **Wind and Shadow**

### ***Summary of Wind and Shadow Impacts in Mission Bay FSEIR***

#### **Wind**

The Mission Bay FSEIR (Appendix A, Initial Study) indicated that while the standards of San Francisco Planning Code Section 148 do not apply to the Mission Bay Plans area, Section 148's wind standards nonetheless provide an appropriate methodology and criteria for the analysis of wind effects in the South Plan area. Hazardous winds are defined in the Planning Code Section 148 as an hourly average of 26 miles per hour (mph), for a single full hour of the year or more. Because the wind data on which the analysis is based were collected at one-minute averages, the 26-mph one-hour average wind speed is converted to a corresponding one-minute average wind speed of 36 mph, which is then used to determine compliance with the 26-mph one-hour hazard criterion in the Planning Code.<sup>19</sup> All hazard wind speeds in this discussion are presented based on the 36-mph wind speed averaged over one-minute, and the hazard criterion is based on 36 mph.

The Mission Bay FSEIR summarized the wind analysis from the 1990 FEIR and reported that South Plan area buildings 100 feet or higher could generate pedestrian-level wind effects, including increased wind

---

<sup>19</sup> The wind hazard criterion of 26 mph is derived from a wind condition that would generate a 3-second gust of wind at 20 meters per second (45 mph), a commonly used guideline for wind safety. This wind speed, on an hourly basis, is 26 mph averaged for a full hour. However, because the wind data on which the analysis is based were collected at one-minute averages, the 26-mph one-hour average wind speed is converted to a corresponding one-minute average wind speed of 36 mph, which is then used to determine compliance with the 26-mph one-hour hazard criterion in the planning code. (Arens, E. et al., "Developing the San Francisco Wind Ordinance and its Guidelines for Compliance," *Building and Environment*, Vol. 24, No. 4, pp. 297-303, 1989.)

speeds and turbulence (i.e., variability in wind speed); thereby, potentially generating hazardous winds. The Mission Bay FSEIR also reported that buildings 100 feet or less in height would not be expected to generate hazardous winds at pedestrian levels. The Mission Bay FSEIR found that the extent and magnitude of wind effects attributable to new buildings developed within the South Plan area would depend on the actual design, height, bulk and placement of each specific structure in relationship to adjacent buildings, streets and open space areas. Accordingly, the Mission Bay FSEIR included Mitigation Measure D.7, adapted from the 1990 FEIR, which required wind review, including wind tunnel testing, of proposed structures within the South Plan area over 100 feet in height. The mitigation measure also provided for design-specific analysis of wind hazards of individual projects and a basis to incorporate design modifications to reduce wind speeds below hazardous levels. With implementation of this mitigation measure, the Mission Bay FSEIR concluded that South Plan wind impacts would be less than significant.

## **Shadow**

The Mission Bay FSEIR (Appendix A, Initial Study) found that San Francisco Planning Code Section 295 (Sunlight Ordinance), which provides for the protection of property under the jurisdiction of the San Francisco Recreation and Park Department from shadowing from new structures, did not apply to proposed development within the South Plan area. The Mission Bay FSEIR included a shadow analysis to assess potential shading effects of development under the South Plan by using generalized buildings masses for the land uses and maximum height zones proposed by the Mission Bay Plans. The shadow analysis revealed that proposed development in the South Plan would not shade any Recreation and Park Department parks or open space area at any time, and consequently, would have a less-than-significant effect on these facilities.

The shadow analysis also indicated that development under the South Plan would shade some future open spaces created within the South Plan area, including proposed open space area near the waterfront of the Bay along the eastern boundary of the South Plan area, the proposed open space along the China Basin Channel, and the proposed open space areas along Mission Bay Boulevard. The shadow analysis did not identify individual proposed open spaces in the South Plan area. The analysis did state that the largest areas of open space in the South Plan area would be “near the waterfront of the Bay on the eastern boundary of the Project Area [now Bayfront Park], along the south edge of China Basin Channel [now the southern portion of Mission Creek Park], and along the ‘Mission Bay Mall’” [now Mission Bay Commons]. Although Parcels P9 and P7, adjacent to the project site, were identified as planned open space in the South Plan, the Mission Bay FSEIR did not explicitly discuss shadow on these spaces, or on other planned open spaces within the South Plan area, including what is now Kids’ Park, what is now Mission Creek Park north of China Basin Channel, or what is now Mariposa Park north of 16th Street. However, the shadow analysis in the Mission Bay FSEIR concluded that “Mission Bay buildings would shade open space areas proposed within the Project Area.” Because the open space network as identified in Figure 2 of the Mission Bay FSEIR Initial Study (FSEIR Appendix A) generally reflects the open space that has been, and will be, developed, the shadow analysis in the Mission Bay FSEIR identified shadow impacts from the South Plan, including on Parcels P7 and P9. Because these planned parks are separated from Mission Creek Park only by the roadway now identified as Mission Bay Drive, the Mission Bay FSEIR’s determination that, on the winter solstice, Mission Bay buildings would shade open space on the south side of Mission Creek Channel is applicable to Parcels P7 and P9, as well.

The Mission Bay FSEIR included Mitigation Measure D.8, adapted from the 1990 FEIR, which required that the Redevelopment Plan documents require analysis of potential shadows on four specific open spaces within the Mission Bay Plans area during the building design and review process for any

development that would require exceptions to certain standards governing the shape or location of buildings. The open spaces covered in the South D for D include Mission Creek Park, Triangle Square (now Kids' Park), the eastern two blocks of Mission Bay Commons (east of Third Street), and Bayfront Park. Mitigation Measure D.8 specified a maximum shadow coverage over any continuous one-hour period for the above four parks, between 10 a.m. and 4 p.m., from March to September.

With incorporation of this mitigation measure, the Mission Bay FSEIR concluded that Mission Bay Plans' shadow impacts on open space within the Mission Bay Plans area would be less than significant. The quantified standards in Mitigation Measure D.8 were incorporated into the Mission Bay South D for D, and the South D for D determined, based on shadow studies, that compliance with the South D for D's design standards "will reasonably limit areas of shadow on public open spaces during the active months of the year and during the most active times of the day." Accordingly, the South D for D requires project-specific shadow analysis, based on the above-noted quantified standards, only for development that request exceptions to standards governing building heights (including number, location, orientation, and spacing of towers), Bulk, and Parcel Coverage and Streetwall (including streetwall heights and required stepbacks).

### ***Summary of Wind and Shadow Impacts in Event Center FSEIR***

The Event Center FSEIR wind and shadow analyses were specific to Blocks 29-32 and concluded that the Event Center would not have any new or substantially more severe wind or shadow effects than those identified in the Mission Bay FSEIR. The Event Center FSEIR found cumulative wind and shadow effects to be less than significant. This analysis is not applicable to other sites in Mission Bay South.

### ***Project Analysis***

#### **Wind**

Because the proposed project would develop a building 109 feet in height, a project-specific wind analysis was performed, consistent with Mission Bay FSEIR Mitigation Measure D.7.<sup>20</sup> The analysis included wind-tunnel testing in accordance with the procedures developed for implementation of San Francisco Planning Code Section 148. The wind tunnel test was conducted using a 1:240 (1 inch = 20 feet) scale model of the proposed project and surrounding buildings within a 1,360-foot radius centered on the project site, which is sufficient to encompass buildings on the site as well as nearby buildings that could affect winds on and near the site. The circular study area extends west from the project site to encompass the I-280 freeway and buildings across Seventh Street, north to buildings on the north side of Mission Creek, east to Fourth Street, and south almost to 16th Street. Using 16 compass directions (northwest, west-northwest, west, west-southwest, southwest, etc.), wind tunnel tests were conducted for the project site and vicinity using the following scenarios:

---

<sup>20</sup> CPP Inc., 1450 Owens: Final Pedestrian-Level Winds Report, October 16, 2020. This report is included as Appendix A.

- Existing<sup>21</sup>
- Existing plus 1450 Owens Street Project
- Cumulative (with project), consisting of buildout of the remainder of the Mission Bay South Plan,<sup>22</sup> along with nearby projects at 900 7<sup>th</sup> Street (Recology site) and 1140 7<sup>th</sup> Street (California College of the Arts new academic building) project

The scale model, which was equipped with permanently mounted wind speed sensors, was placed inside an atmospheric boundary layer wind tunnel. The model had 31 wind speed sensors (test points) to measure wind speeds at locations where relatively severe conditions are frequently found, such as at building corners, near building entrances, on adjacent sidewalks with pedestrian traffic, and in open plaza areas, at an equivalent full-scale height of approximately 5 to 7 feet above ground. Consistent with Planning Code Section 148, the locations of test points primarily consisted of publicly accessible sidewalks and open spaces under with-project conditions where pedestrian use is anticipated.

The project-specific wind-tunnel test found that the proposed project would result in a small increase in wind speeds, with the average wind speed exceeded one hour per year increasing from 23 mph under existing conditions to 25 mph with the project, remaining less than the 36-mph hazard criterion (36-mph wind speed averaged over one-minute).<sup>23</sup>

Under cumulative conditions, with buildout of the South Plan area, the average wind speed exceeded one hour per year would be 25 mph, the same as under with-project conditions, remaining less than the 36-mph hazard criterion (36-mph wind speed averaged over one-minute). No exceedances of the pedestrian wind hazard criterion were identified under any of the three wind-tunnel test scenarios; there would be no significant project or cumulative wind impacts. Therefore, the proposed project would not result in any new or substantially more severe wind impacts than were identified in the Mission Bay FSEIR, Mitigation Measure D.7 from the Mission Bay FSEIR has been fully satisfied for the proposed project, and no further mitigation measures are required.

Although not a CEQA analysis, the wind-tunnel testing also included measurement of wind speeds that were exceeded 10 percent of the time for comparison to the Planning Code pedestrian wind comfort criterion of 11 mph.<sup>24</sup> The wind comfort analysis found that the average wind speed exceeded 10 percent of the time would remain the same (12 mph) under existing conditions, conditions with the proposed project, and cumulative conditions. The analysis found that wind speeds under existing conditions exceed the comfort criterion at 24 of the 31 test points, while with the project, wind speeds would exceed

---

<sup>21</sup> The Existing scenario assumes completion of under-construction buildings on Block 1 (hotel) and Block 6W (affordable housing).

<sup>22</sup> Buildout of the South Plan area assumes development at the South Plan-approved heights of affordable residential buildings on Blocks 12W, 4E, and 9A; UCSF development at Plan-approved heights on Blocks 15A, 15B, 16A, 16B, and 18A; and development at the South Plan-approved height on Block 14 of a school and potential additional uses. Not all of these buildings are included in the wind analysis, because many are too far away to have wind effects that would interact with wind effects of the proposed project. Not included in the wind analysis are buildings on Blocks 4E and 9A. The Golden State Warriors' recently approved hotel adjacent to the new Event Center site is also too distant to interact with project wind or shadow effects.

<sup>23</sup> As stated in footnote 19, page 23, because of the conversion involved in evaluating hourly wind speeds based on wind speed data collected over one-minute averages, the hazard wind speeds in this discussion are based on the 36-mph wind speed averaged over one-minute, and the hazard criterion is based on 36 mph.

<sup>24</sup> The wind comfort speed is useful for characterization of the more common wind environment, as it represents winds that are exceeded 876 hours per year, as opposed to the hazard criterion's one hour per year.

the comfort criterion at 27 of the 31 test points. Under cumulative conditions, wind speeds would exceed the comfort criterion at 24 of the 31 test points, the same number as under existing conditions, although the locations of some exceedances would be different.

## **Shadow**

With respect to shadow impacts, the South D and D requires project-specific shadow analysis for projects that request a variance from the Design Standards, consistent with Mitigation Measure D.8 of the Mission Bay FSEIR. While the proposed project would not seek a variance, as described above, it would require amendment of the South D for D to increase the height limit on the project site to 109 feet and to increase the maximum developable land area for towers of 90 feet or more in Height Zone-7 from 15 percent to 18 percent. Accordingly, a project-specific shadow analysis was undertaken.<sup>25</sup>

Consistent with the findings of the Mission Bay FSEIR, the proposed project would cast no shadow on Recreation and Park Department facilities and thus would have no impact on parks subject to Planning Code Section 295. The project also would cast no shadow on the closest non-Recreation and Park Department open spaces outside Mission Bay, South Beach Park (an OCII open space northeast of the Giants' Oracle Park) or Agua Vista Park (a Port of San Francisco open space along the Bayfront south of 16th Street).

The project-specific shadow analysis determined that, with the exception of Mission Creek Park, the proposed project would cast no new shadow on the Mission Bay parks identified in the shadow provisions of the Mission Bay South D for D. That is, the project would cast no new shadow on Bayfront Park, Kids' Park, or the eastern portion of Mission Bay Commons. While the project would add new shade to Mission Creek Park, the project would never cast shadow at any time during the hours identified in the South D for D—between 10 a.m. and 4 p.m. from March 1 through September 30. This is because net new project shadow would only reach Mission Creek Park between late October and early February, outside the months covered in the D for D. Further, the net new project shadow would only reach Mission Creek Park at 10 a.m. or later during the period from early December through early January. Therefore, the proposed project would be consistent with the South D for D standards for shading of parks within Mission Bay and would not result in adverse shadow effects “during the active months of the year and during the most active times of the day.” Accordingly, Mission Bay FSEIR Mitigation Measure D.8 has been fully satisfied for the project.

Nonetheless, in order to fully evaluate the proposed project's effects under CEQA on the four open spaces above and on other Mission Bay parks not explicitly identified in the shadow provisions of the South D for D (including the western portion of Mission Bay Commons) in accordance with San Francisco Planning Department guidelines, a project-specific shadow analysis was undertaken using the Planning Department's methodology. The Planning Department approach evaluates shadows year-round, between one hour after sunrise and one hour before sunset and is therefore more comprehensive in its temporal coverage than the standards in the South D for D. The hours analyzed are those governed by Section 295 of the Planning Code, with the first and last hours of sunlight excluded because shadows during those times are very long and fast-moving, and because many parks are fully shaded, or nearly so, during those hours. The Planning Department methodology is both quantitative and qualitative: it determines the net

---

<sup>25</sup> Fastcast, Shadow Analysis Report, OCII Mission Bay South Redevelopment—1450 Owens Street Project, September 11, 2020. This report is included as Appendix B.

increase in shadow on a given open space, measured in square foot hours of shadow,<sup>26</sup> and also evaluates the location, duration, and size of shadow in relation to features within, and usage of, the open space. Although developed for analysis of shadow effects under Section 295, the Planning Department methodology is generally applied by the Department to analysis of shadow impacts on other open spaces, as well.

The project-specific shadow analysis based on the Planning Department methodology evaluated shadow effects on the Mission Bay open spaces that would be shaded by the proposed project: Mission Creek Park and Mission Bay Commons, each of which is at least partially completed, and a planned open space north and northwest of the proposed project, Owens Field (Mission Bay South Parcels P7 and P9). As described in the Mission Bay South Infrastructure Plan (Attachment D to the Mission Bay South Owner Participation Agreement between OCII and the master developer of Mission Bay), Owens Field “will be developed to accommodate a variety of zones for active recreation such as a softball field, and, in areas under the [I-280] freeway, ‘noisy’ recreation such as skateboarding, rollerblading, basketball, etc.” Because Parcels P7 and P9 are intended for different types of recreational uses, these open spaces are evaluated as two separate parks—the future Owens ballfield on Parcel P7 and the future Skate Park on Parcel P9; Owens ballfield is the area immediately north of the project site, while the Skate Park is the area largely beneath the elevated I-280 freeway, northwest of the project site.

The project shadow analysis evaluated current shadow on each of the four open spaces based on the same three scenarios described above in the wind analysis and including the buildings not considered in the wind study due to their distance. The one exception for the shadow analysis is that the existing conditions scenario includes a 39-foot-tall building on the project site, based on the height of the adjacent elevated I-280 freeway, that could be built under the existing approved South D for D. This building is included in the shadow analysis to demonstrate the shadow already contemplated by the South Plan and the Mission Bay FSEIR.<sup>27,28</sup>

Using the Planning Department methodology, the project shadow analysis found that the proposed project would substantially increase shading on the future Owens ballfield, would add a small amount of shadow to the future Skate Park, and would add small amounts of new shadow to Mission Creek Park and Mission Bay Commons (see **Table 2**).

### Future Owens Ballfield and Future Skate Park

The Owens ballfield (P7) and the Skate Park (P9) are both approved parks included in the Mission Bay South D for D and in the South OPA. They will be developed by the Mission Bay master developer and are anticipated to be completed by 2025. Under existing conditions (including the assumed 39-foot-tall building on the project site), the Owens ballfield is subject to relatively little shadow except in the late afternoons, when the I-280 freeway casts shadow across portions of the field. Additionally, the existing

---

<sup>26</sup> A square foot hour of shadow is one square foot of shadow coverage over a period of one hour. The quantification measures the percentage of Theoretical Annual Available Sunlight (TAAS) that would be consumed by project shadow. TAAS represents the amount of sunlight on a park if there were no buildings and is calculated by multiplying the area of the park times 3721.4, which is the number of hours in the Planning Code Section 295 year (daily from one hour after sunrise to one hour before sunset).

<sup>27</sup> Because a building at this height is too short to have a meaningful effect on pedestrian-level winds, a scenario with a project site building at the existing permitted height was not included in the wind analysis.

<sup>28</sup> As with the wind analysis, the existing scenario for shadow assumes completion of under-construction buildings on Blocks 1 and 3E.



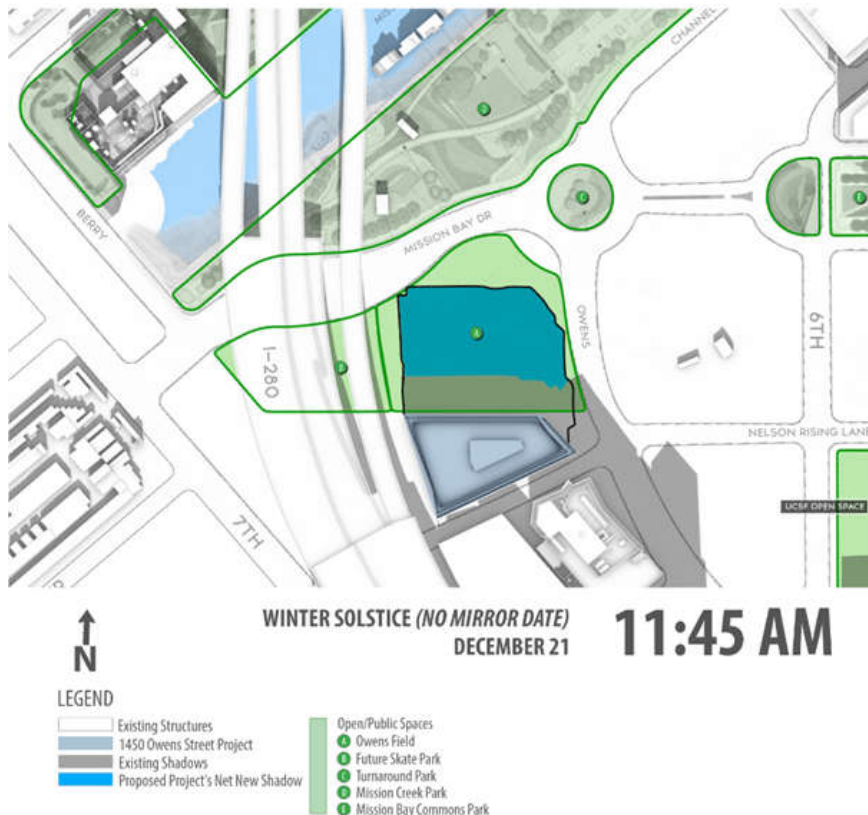
**TABLE 2**  
**PROJECT SHADOW ANALYSIS**

Open Space	Future P7 Owens Ballfield	Future P9 Skate Park	Mission Creek Park	Mission Bay Commons
Area (acres)	1.95	0.91	20.78	6.40
Existing Shadow Load: 39-foot-tall building (Percentage of TAAS)	10.89%	88.18%	27.80%	14.30%
<b>Proposed Project (1450 Owens Street)</b>				
Net New Shadow – 1450 Owens Project (Percentage of TAAS)	13.45%	1.45%	0.008%	0.03%
Total Shadow – Existing + Project (Percentage of TAAS)	24.34%	89.63%	27.80%	14.34%
<b>Cumulative Scenario</b>				
Total Shadow – Cumulative with Project (Percentage of TAAS)	28.41%	89.86%	28.84%	24.96%
Project Contribution to Cumulative Shadow Coverage <sup>a</sup>	76.8%	86.3%	0.8%	0.3%
Source: Fastcast, 2020				
<sup>a</sup> Project Net New Shadow ÷ (Total Cumulative Shadow less Existing Shadow)				
TAAS – Theoretical Annual Available Sunlight				
NOTE: Totals may not add due to rounding				

UCSF Orthopaedic Institute building at 1500 Owens Street casts shadow on the future ballfield in the early morning around the winter solstice. Existing shadow amounts to 10.89 percent of the future ballfield's theoretical annual available sunlight (TAAS). The future Skate Park, by contrast, is largely beneath the elevated freeway structure and so is mostly shaded throughout the day and year. Accordingly, the existing shadow load is 88.18 percent of TAAS.

The proposed project would add net new shadow amounting to 13.45 percent of TAAS to the future Owens ballfield on Parcel P7, bringing the total shadow load to 24.34 percent of TAAS. Net new project shadow would fall on the ballfield year-round throughout most of the day. On the summer solstice, net new project shadow would reach the ballfield beginning about 9:30 a.m. and would leave the ballfield shortly after 4 p.m. The maximum coverage would occur between about 11:45 a.m. and 2:15 p.m., when net new shadow would cover between about 5 percent and 6 percent of the ballfield, with project shadow falling along the southern edge of the field. On the spring and fall equinoxes, net new project shadow would fall on the ballfield from one hour after sunrise (about 8:00 a.m.) until one hour before sunset (6:10 p.m.). The greatest amount of shading would occur between about 11:45 a.m. and 2:45 p.m., when net new shadow would cover between 18 and 20 percent of the ballfield, moving across the southern third of the field. On the winter solstice, project net new shadow would last from one hour after sunrise (8:20 a.m.) to one hour before sunset (3:55 p.m.). Project net new shadow would cover just over 50 percent of the ballfield, around 12:00 noon, and net new shadow from the project would exceed 33 percent coverage between about 10 a.m. and 2:15 p.m. The maximum project shadow coverage at any given time during the year would occur on December 20 at 11:45 a.m., when project net new shadow would cover about 43,207 square feet, or some 51 percent of the future ballfield (see **Figure 7**).

Because the Owens ballfield does not yet exist, no surveys were conducted. Moreover, the potential future layout of the ballfield is not known. However, the future Owens ballfield would be dedicated to active recreational uses and it is anticipated that such recreational use is less likely to be precluded or adversely affected by shading than more passive outdoor activities, such as sunbathing or picnicking.



SOURCE: Fastcast

**Figure 7**  
Maximum Project Shadow on Future Owens Ballfield (P7)

It is noted, for example, that many San Francisco soccer and softball leagues play their games at nights, when there is no sunlight and all lighting is artificial.<sup>29</sup> Therefore, active sports are unlikely to be adversely affected by shadow on the field. Accordingly, while the proposed project would reduce sunlight on the future Owens ballfield on Parcel 7, it is not anticipated that future use or enjoyment of the ballfield would be substantially and adversely affected.

Under cumulative conditions, annual shadow coverage on the Owens ballfield would increase to 28.41 percent

of TAAS. The project would contribute more than three-fourths of the cumulative additional shadow coverage, compared to existing conditions.

The proposed project would add net new shadow amounting to 1.45 percent of TAAS to the future Skate Park on Parcel P9, bringing the total shadow load to 89.63 percent of TAAS. Net new project shadow would fall on the Skate Park year-round during the morning, for periods of between just under three hours (early June through mid-July) to just about 4 hours and 45 minutes (in early April and around the end of August). As noted above, project net new shadow would cover areas between and adjacent to locations in the future Skate Park that are already shaded by the elevated freeway. The greatest net new project shadow coverage at any given time during the year would be approximately 6,000 square feet (about 15 percent of the future Skate Park), at 9 a.m. on February 22 and October 18 (see **Figure 8**).

Because the Skate Park does not yet exist, no surveys were conducted. Moreover, the potential future layout of this park is not known. However, as a skate park, this open space is unlikely to be adversely affected by shading, given the intended active use. It is noted, for example, that the San Francisco Recreation and Park Department's heavily used SoMa West Skate Park is likewise located beneath an elevated freeway structure—in that case, the Central Freeway adjacent to Duboce Avenue between Otis and Valencia streets. Accordingly, while the proposed project would reduce sunlight on the future Skate

<sup>29</sup> See, for example, the San Francisco Softball League schedules (<http://www.sfsoftball.com/>), which show that, in addition to weekend games, league softball games are scheduled on Monday through Thursday nights.

Park on Parcel 9, it is not anticipated that future use or enjoyment of this open space would be substantially and adversely affected.

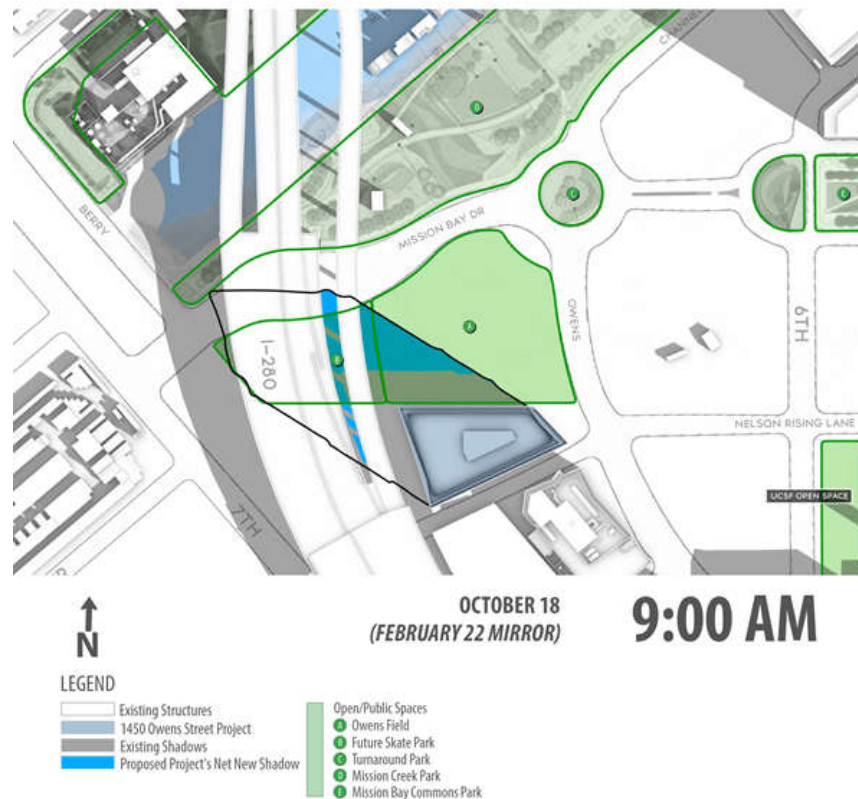
Under cumulative conditions, annual shadow coverage on the Skate Park would increase to 89.86 percent of TAAS. The project would contribute about 86 percent of the cumulative additional shadow coverage, compared to existing conditions.

#### Mission Creek Park

Project shadow would fall on Mission Creek Park from late October through mid-February, for about 17 weeks per year and for

approximately two hours per day, on average, with a maximum duration of nearly three hours over four weeks in December and early January around the winter solstice (approximately December 20).

On an annual basis, the proposed project would add net new shadow amounting to 0.008 percent of TAAS to Mission Creek Park, meaning that the total shadow load would remain at 27.80 percent of TAAS, essentially the same as under existing conditions. The maximum net new shadow coverage at any single time would be about 5,580 square feet (about 0.6 percent of the park) on the winter solstice at 9 a.m. (see **Figure 9**), at which time project shadow would fall on areas adjacent to and/or beneath the elevated I-280 freeway that include short stretches of pedestrian and bicycle paths, trees and other plantings, and an existing utility pump station and small service yard. Very small amounts of project net new shadow would also fall on a small area of the dog park and tennis court in Mission Creek Park



SOURCE: Fastcast

**Figure 8**  
Maximum Project Shadow on Future Skate Park (P9)

North, along Berry Street, for a brief period each day in the first few minutes after one hour past sunrise, from late November through mid-January. Because shadows are very quick-moving at this time of day, shadow would leave the dog park and tennis court within a few minutes.

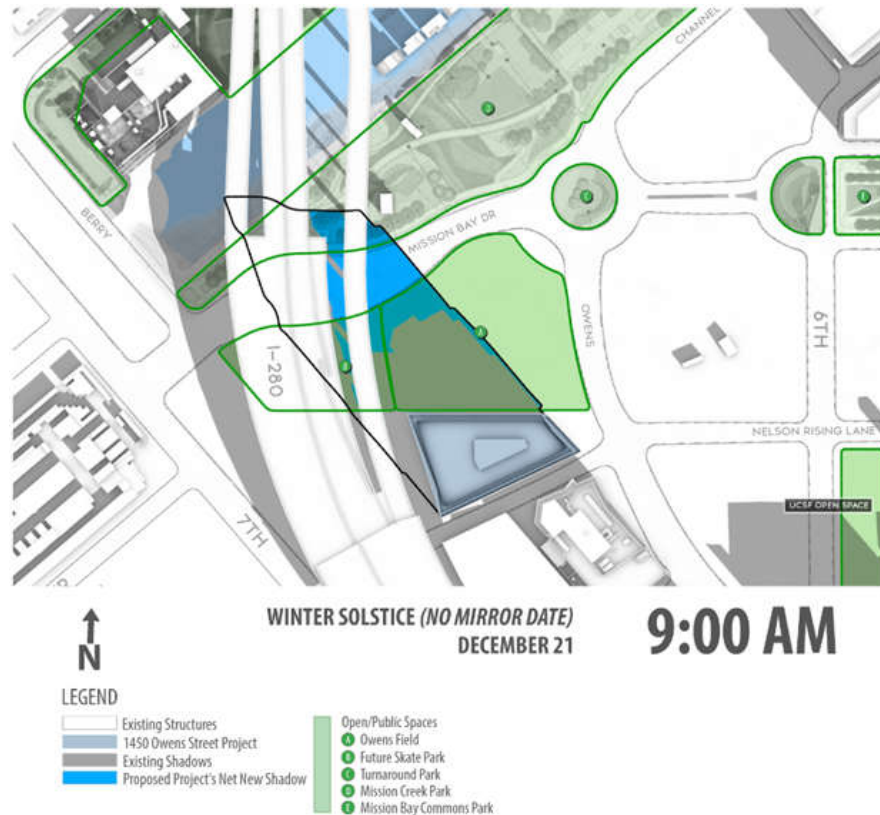
Most project net new shadow, however, would fall on the far western end of Mission Creek Park South (not yet fully developed), where the park is largely beneath the elevated I-280 freeway. As the freeway substantially shades this portion of the park under existing conditions, the project would newly shade small areas between and adjacent

to areas already shaded by the freeway. This shadow would occur in the morning from one hour after sunrise to as late as 11:45 a.m. in early December and early January. The area that would be shaded, once fully developed, will include a bicycle path and walking path, landscaping, and the pump station and service yard. It is noted that, from 10 a.m. on, the project would never cast more than 11.25 square feet of shadow on Mission Creek Park (0.001 percent of the park) at any given time. Given the small amount of net new shadow that the project would cast over a relatively limited period of the year and day, and given that much of the area that would be newly shaded is either in active use (tennis, bicycling, walking) or non-recreational use (utility infrastructure), and given existing shadow from the I-280 freeway, the proposed project would not be anticipated to adversely affect the use or enjoyment of Mission Creek Park.

Under cumulative conditions, annual shadow coverage on Mission Creek Park would increase to 28.84 percent of TAAS. The project would contribute less than 1 percent of the cumulative additional shadow coverage, compared to existing conditions.

#### Mission Bay Commons<sup>30</sup>

Project shadow would fall on the westernmost portion of Mission Bay Commons in the late afternoon from mid-October through late February, for about 19 weeks per year. Net new project shadow would



SOURCE: Fastcast

**Figure 9**  
Maximum Project Shadow on Mission Creek Park

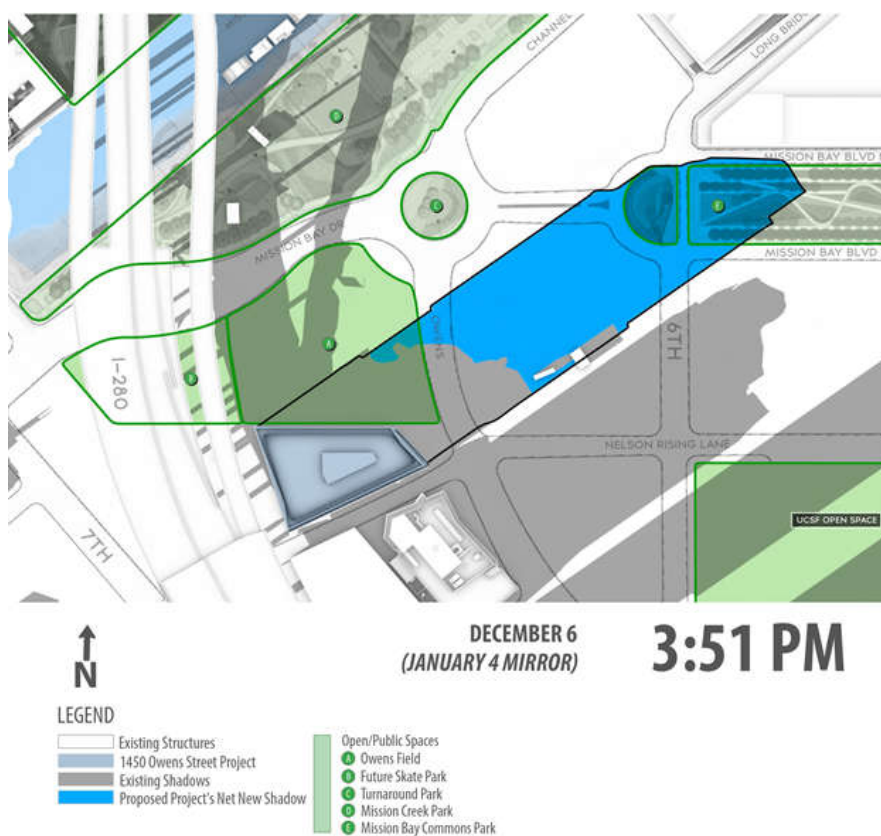
<sup>30</sup> This analysis encompasses the entirety of Mission Bay Commons, not just the easternmost two blocks identified for analysis in the South D for D.



last for less than one hour per day, on average, with a maximum duration of approximately 1.5 hours around the winter solstice (approximately December 20).

On an annual basis, the proposed project would add net new shadow amounting to 0.03 percent of TAAS to Mission Bay Commons, increasing the total shadow load to 14.34 percent of TAAS, compared to 14.30 percent under existing conditions. The maximum shadow coverage at any single time would be about 29,835 square feet (about 10.7 percent of the park) in early December and early January at one hour before sunset (see **Figure 10**). Project net new shadow would fall on the western portion of an existing soccer field.

Project net new shadow would not reach the park until after 3:30 p.m. in winter. Given the small amount of net new shadow that the project would cast over a relatively limited period of the year and day, and given that the area that would be newly shaded is in active use as a soccer field, a use that is likely to be less disrupted by shadow than would be a passive use, the proposed project would not be anticipated to adversely affect the use or enjoyment of Mission Bay Commons.



SOURCE: Fastcast

**Figure 10**  
Maximum Project Shadow on Mission Bay Commons

Under cumulative conditions, annual shadow coverage on Mission Bay Commons would increase to 24.96 percent of TAAS. The project would contribute less than one half of 1 percent of the cumulative additional shadow coverage, compared to existing conditions.

As noted above, Mission Bay FSEIR Mitigation Measure D.8 has been fully satisfied for the proposed project by the project-specific shadow analysis that determined that the project would cast no shadow on Bayfront Park, Kids' Park, or Mission Bay Commons, and no perceptible shadow on

Mission Creek Park, during the hours identified in the South D for D—between 10 a.m. and 4 p.m. from March 1 through September 30. As discussed above, the project would not create new shadow that would substantially and adversely affect the use or enjoyment of publicly accessible open spaces. The project would not result in any new significant shadow impacts that were not already identified in the Mission

Bay FSEIR, would not result in any new or substantially more severe shadow impacts than those identified in the Mission Bay FSEIR, and would not require new mitigation measures.

## **Transportation<sup>31</sup>**

### ***Summary of Transportation Impacts in Mission Bay FSEIR***

The Mission Bay FSEIR assumed that the project site would be developed with Commercial Industrial (office and/or research and development) and Retail uses and included such development as part of the overall transportation analysis for the South Plan and North Plan. The Mission Bay FSEIR also assumed a number of changes in the street network (such as the southward extension of Fourth Street parallel to Third Street and the construction of Owens Street, Channel Street, Mission Bay Drive, and Mission Bay Boulevard North and South, all of which provide access to the project site and have been completed.<sup>32</sup> The Mission Bay FSEIR found significant, unavoidable impacts at a number of intersections, street segments, and freeways and freeway ramps, and significant impacts on Muni and AC Transit service.<sup>33</sup> The Mission Bay FSEIR found the impacts related to regional and local transit capacity utilization, pedestrians and bicycle circulation, loading conditions, rail, and transportation-related construction impacts to be less than significant. The Mission Bay FSEIR identified cumulative significant, unavoidable impacts at a number of intersections, and also determined that cumulative development would result in a lengthening of the p.m. peak commute period, and the North and South Plans would contribute considerably to this cumulative impact. The Mission Bay FSEIR also identified a significant contribution to cumulative impacts on the Northeast screenline of the Muni downtown screenlines<sup>34</sup>, on light rail service on King Street and on The Embarcadero, and on AC Transit (mitigable with increased service). The Mission Bay FSEIR found cumulative impacts related to pedestrian and bicycle circulation, loading conditions, rail, and transportation-related construction impacts to be less than significant.

### ***Summary of Transportation Impacts in Event Center FSEIR***

The Event Center FSEIR transportation impact analysis was specific to the event center project on Blocks 29-32. The analysis identified significant and unavoidable traffic and regional transit effects on event days even with mitigation. This analysis is not applicable to other sites in Mission Bay South.

## ***Travel Demand***

The Mission Bay FSEIR evaluated the potential impacts of several alternatives and variants to the Mission Bay South Plan, and the Plans ultimately approved by the Board of Supervisors in 1998 is virtually the same as what is described in the Mission Bay FSEIR as the “Combination of Variants.” The Combination of Variants included about 3,100 residential units; a 500-room hotel; approximately 6.6 million gross square feet (gsf) of life sciences research and development, technology, and office space; about 385,000 gsf of retail space; a 500-student public school; and a UCSF campus containing 2.65 million gsf of instruction, research, and support space. Since approval of the South Plan, there have been a number of changes in

---

<sup>31</sup> A transportation memorandum was prepared for the proposed project and forms the basis of this analysis (Adavant Consulting, Transportation Assessment for Changes in Land Use Intensities at Blocks 41-43 in the San Francisco Mission Bay South Plan Area, September 16, 2020).

<sup>32</sup> Channel Street was identified as part of Owens Street in the Mission Bay FSEIR, while Mission Bay Boulevard North and South were North Common Street and South Common Street.

<sup>33</sup> Mission Bay FSEIR, pp. V.E.60 – V.E.120.

<sup>34</sup> The concept of screenlines is used to describe the magnitude of travel to or from the greater downtown area, and to compare estimated transit ridership to available capacities. Screenlines are hypothetical lines that would be crossed by persons traveling between downtown and its vicinity (i.e. the Northeast, Northwest, Southeast, and Southwest screenlines) and other parts of San Francisco and the region (i.e., the East Bay, North Bay, and South Bay screenlines).

the assumed development, some of which have required amendments to the South Plan and/or the South D for D and some of which have resulted from changes in market conditions. Principal among these changes have been:

- Allocation of approximately 878,200 gsf of Commercial Industrial space to accommodate the Golden State Warriors' Event Center;
- The addition of a new UCSF research and medical center buildings north of 16th Street (North Campus), the UCSF Medical Center complex south of 16th Street (South Campus) and two research and clinical buildings at Development Blocks 33 and 34 (East Campus) on land originally designated Commercial Industrial and/or Commercial Industrial/Retail;
- Development of a new Public Safety Building (San Francisco Police Department headquarters and Southern Police Station, along with San Francisco Fire Department Station 4) east of Third Street at Fourth Street, on land originally designated for Public Facilities;
- A decrease of about 2.9 million gsf in office/research and development space (43 percent less than approved); and
- Construction of 460 more residential units (15 percent more than approved) and 170 fewer hotel rooms (34 percent less than approved).

To investigate potential transportation impacts, the project transportation analysis compared travel demand (trip generation) analyzed in the Mission Bay FSEIR to that generated by actual built, under construction, and remaining planned land uses in the South Plan area, including the proposed project (i.e., a revised Plan buildout scenario). This analysis considered three scenarios with respect to the Golden State Warriors' Event Center: no event (office and retail uses only), basketball game, and convention.<sup>35</sup> The comparison determined that total daily person trip generation in the South Plan area would be 9 percent greater on a basketball game day, 4 percent greater on a convention day, and 12 percent lower on a non-event day, compared to travel demand estimated in the Mission Bay FSEIR. In contrast, vehicle trips would be considerably lower in each case—between 30 percent and 41 percent fewer than estimated in the Mission Bay FSEIR. The reason for the decline in vehicle travel compared to the Mission Bay FSEIR total is that the Mission Bay FSEIR conservatively estimated the means by which South Plan area residents, workers, and visitors would travel by assuming a higher percentage of auto travel than has proved to be the case based on recent surveys. The result is that daily trips made by transit under the revised buildout scenario would be more than double the number analyzed in the Mission Bay FSEIR on game and convention days, and 76 percent higher than the Mission Bay FSEIR number on non-event days. However, the Mission Bay FSEIR, conservatively, did not assume that a portion of the transit trips would be provided by the privately operated Mission Bay shuttle bus system and UCSF's shuttle system, as it is now the case. Using current data, the project transportation analysis found that on game and convention days, 66 percent and 81 percent, respectively, of the increase in transit ridership compared to the Mission Bay FSEIR would be accommodated by these private shuttles, while on non-event days, the shuttles would transport 93 percent of the increased number of transit riders.

Similar findings were made in the project transportation analysis with respect to p.m. peak-hour travel demand. Total p.m. peak-hour person trips would be 41 to 47 percent lower than analyzed in the Mission Bay FSEIR and vehicle trips would be 34 to 38 percent lower than the Mission Bay FSEIR total and, while

---

<sup>35</sup> This analysis incorporated detailed information about existing travel behavior by Mission Bay residents and non-UCSF workers from the Mission Bay Transportation Management Association, which oversees Mission Bay shuttle bus operations and otherwise facilities alternatives to single-occupancy vehicle travel.

the number of transit trips would be more than twice as high except on a non-event day, the shuttle bus system would transport 72 to 88 percent of the increased number of transit riders.

**Table 3** presents the daily and p.m. peak-hour travel demand comparisons.

**TABLE 3**  
**MISSION BAY SOUTH PLAN AREA WEEKDAY TRAVEL DEMAND COMPARISON**

Travel Demand	1998 Mission Bay Final SEIR Trips <sup>a</sup>	Built, under const. + planned + project w/out event		Built, under const. + planned + project with basketball		Built, under const. + planned + project with convention	
		Trips	Difference from FSEIR	Trips	Difference from FSEIR	Trips	Difference from FSEIR
Weekday daily							
Auto Person Trips	114,463	58,424	-56,039	78,751	-35,712	64,215	-50,248
Transit Person Trips							
- Public Transit	34,446	36,329	1,883	48,033	13,587	43,419	8,973
- Shuttle bus		24,434	24,434	26,434	26,434	37,925	37,925
Total Transit	34,446	60,763	26,317	74,467	40,021	81,344	46,898
Other Person Trips	26,137	34,570	8,433	38,404	12,267	36,623	10,486
Total Person Trips	175,046	153,757	-21,289	191,622	16,576	182,182	7,136
Difference from SEIR			-12%		9%		4%
Vehicle trips	80,697	47,653	-33,044	56,187	-24,510	51,519	-29,178
Difference from SEIR			-41%		-30%		-36%
Weekday p.m. peak hour							
Auto Person Trips	12,941	6,856	-6,085	7,581	-5,360	7,483	-5,458
Transit Person Trips							
- Public Transit	4,239	4,666	427	5,525	1,286	5,425	1,186
- Shuttle bus		3,252	3,252	3,252	3,252	4,735	4,735
Total Transit	4,239	7,918	3,679	8,777	4,538	10,160	5,921
Other Person Trips	2,985	3,785	800	3,982	997	4,007	1,022
Total Person Trips	20,165	18,559	-1,606	20,340	175	21,650	1,485
Difference from SEIR			-8%		1%		7%
Vehicle trips	9,746	6,054	-3,692	6,439	-3,307	6,472	-3,274
Difference from SEIR			-38%		-34%		-34%

Notes:

<sup>a</sup> Combination of Variants Alternative.

Source: Adavant Consulting, 2020.



## **Project Analysis**

CEQA Section 21099(b)(1) requires that the State Office of Planning and Research (OPR) develop revisions to the CEQA Guidelines establishing criteria for determining the significance of transportation impacts of projects that “promote the reduction of greenhouse gas emissions, the development of multimodal transportation networks, and a diversity of land uses.” CEQA Section 21099(b)(2) states that upon certification of the revised guidelines for determining transportation impacts pursuant to Section 21099(b)(1), automobile delay, as described solely by level of service or similar measures of vehicular capacity or traffic congestion shall not be considered a significant impact on the environment under CEQA.

In January 2016, OPR published for public review and comment a Revised Proposal on Updates to the CEQA Guidelines on Evaluating Transportation Impacts in CEQA recommending that transportation impacts for projects be measured using a vehicle miles traveled (VMT) metric.<sup>36</sup> On March 3, 2016, based on compelling evidence in that document and on the City’s independent review of the literature on level of service and VMT, the San Francisco Planning Commission adopted OPR’s recommendation to use the VMT metric instead of automobile delay to evaluate the transportation impacts of projects (Resolution 19579). (Note: the VMT metric does not apply to the analysis of impacts on non-automobile modes of travel such as riding transit, walking and bicycling.) OCII (and, before it, the San Francisco Redevelopment Agency) has historically relied on Planning Department guidance with respect to analysis methodologies for CEQA analysis.

After a five-year public process, the California Natural Resources Agency amended the CEQA Guidelines in 2018 and added section 15064.3 “Determining the Significance of Transportation Impacts,” and amended Appendix G: Environmental Checklist Form to remove automobile delay as a measure to determine a project’s significance on the environment, and to instead require (in most circumstances) analysis of a project’s impact on VMT.

Accordingly, and for consistency with other transportation analyses in San Francisco, this analysis does not use automobile delay per CEQA Guidelines and Planning Department guidance and instead relies upon VMT analysis consistent with other transportation analyses in San Francisco.

### **Vehicle Miles Traveled**

Typically, low density development at great distances from other land uses, located in areas with poor access to non-private vehicular modes of travel, generate more automobile travel compared to development located in urban areas, where a higher density, mix of land uses, and travel options other than private vehicles are available. Given the travel behavior factors described above, San Francisco has a lower average VMT ratio than the nine-county San Francisco Bay Area region. For the same reasons, different areas of the City have different VMT ratios.

Data from the San Francisco County Transportation Authority’s Chained Activity Modeling Process (SF-CHAMP) travel demand model indicates that the eight transportation analysis zones that generally comprise Mission Bay South have an average daily residential VMT per capita that is 73 percent below the existing regional average. Similarly, the South Plan area average daily VMT per office employee is 31 percent below the existing regional average. Finally, for visitor purposes, the average daily work-related

---

<sup>36</sup> OPR, *Revised Proposal on Updates to the CEQA Guidelines on Evaluating Transportation Impacts in CEQA, Implementing Senate Bill 743* (Steinberg, 2013), January 20, 2016. The final CEQA Guidelines revisions incorporating VMT as the recommended analysis methodology were adopted in December 2018.

VTM per retail employee is 22 percent below the existing regional average daily visitor-related VMT per retail employee. The Planning Department uses a VMT significance threshold of 15 percent below the regional average. Because the above numbers are further below the regional averages, the revised Plan buildout scenario, including the proposed project, would not generate a substantial increase in VMT. The project also would provide no parking on site, but would provide parking in an above-ground structure, which has been constructed across “A” Street to the south, and consistent with the Mission Bay South Project Area requirements. In addition, the project would be proximate to transit (Muni’s T Third light rail line and 55 16th Street bus and Caltrain). The project site meets the *Proximity to Transit Stations* screening criterion given its adjacency to shuttle bus service provided by the Mission Bay TMA, UCSF and Kaiser Permanente.. Given the foregoing, the proposed project would not result in significant VMT impacts not identified in the Mission Bay FSEIR.

### **Traffic Hazards**

The proposed project would generate 55 vehicle trips during the weekday p.m. peak hour, an average of one vehicle trip per minute, a demand which would not be expected to obstruct traffic or create any substantial queues in the vicinity of the project site. Project-generated vehicle trips would not represent a substantial increase in vehicle traffic in the South Plan area. As such, the project’s increase in traffic would not result in substantial speed differential relative to expected conditions on the streets in the vicinity of the project site, nor would the project introduce unusual or unsafe design features that could obstruct driver vision or otherwise hinder safe vehicle movement. For these reasons, the proposed project would not result in new or substantially more severe traffic hazard impacts than were identified in the Mission Bay FSEIR.

### **Transit**

In assessing changes to transit operations, the Planning Department’s screening criteria were applied to determine whether vehicle trips generated by the proposed project would substantially delay transit. According to the screening criteria, a project that generates fewer than 300 total vehicle trips during the peak hour would not result in a delay to transit. If the proposed project would generate more than 300 total vehicle trips during the p.m. peak hour, then a transit operations analysis would be prepared to determine whether implementation of the project would increase transit travel times and substantially delay transit. As described above, the proposed project would generate 55 vehicle trips during the weekday p.m. peak hour. Because vehicle trip generation would be substantially less than analyzed in the Mission Bay FSEIR, the potential transit delay effects would be likewise be less than those identified in FSEIR. Accordingly, the proposed project would not result in new or substantially more severe transit impacts than were identified in the Mission Bay FSEIR.

### **Walking / Accessibility**

The Mission Bay FSEIR did not identify any significant impacts related to pedestrians within Mission Bay. The proposed project would generate 59 new p.m. peak hour trips (an average of less than one person trip per minute) by “other” ways of travel, which includes people walking. The project would not substantially increase walking trips, and sidewalks and crosswalks would be expected to operate at acceptable conditions (i.e., minimal to no overcrowding). Furthermore, no new parking would be provided under the project and thus the project would not create potential hazardous conditions between people walking and vehicles. Accordingly, the proposed project would not result in new or substantially more severe impacts to people walking than were identified in the Mission Bay FSEIR.

## **Bicyclists**

The Mission Bay FSEIR did not identify any significant impacts related to bicycles within Mission Bay, and did not require any mitigation measures. As discussed above, the project would not generate substantial traffic volumes and overall vehicle traffic would be considerably lower under the South Plan buildout scenario. The project would include 41 Class I bicycle spaces in the building and 18 Class II bicycle racks in front of the building and on the sidewalk adjacent to Owens and “A” streets. Additional secure bicycle parking would be provided within the adjacent parking structure. There is already noticeable bicycle activity in the vicinity of the project site, and bicycle traffic will likely increase as the area continues to develop. With no on-site parking and a loading dock access driveway at the rear of the project site, the project would not create potentially hazardous conditions for bicyclists or interfere with bicycle access. Therefore, the proposed project would not result in new or substantially more severe impacts to bicyclists than were identified in the Mission Bay FSEIR.

## **Loading**

The Mission Bay FSEIR did not identify any significant impacts related to loading within Mission Bay, and did not require any mitigation measures. The project would provide a commercial vehicle loading area with capacity for two truck loading spaces on the west side of the building. The loading dock area would be approximately 28 feet wide by 48 feet long and access would be provided from a single driveway on “A” Street near the corner with “B” Street. Under the South D for D, commercial uses that are more than 100,000 gsf but less than 200,000 gsf are required to include a minimum of one off-street loading space that is at least 10 feet wide by 35 feet long, with a minimum vertical clearance of 14 feet. Retail uses that are less than 10,000gsf do not have to provide any off-street loading spaces. The project would provide two off-street loading spaces that comply the dimension requirements and therefore would exceed the minimum commercial loading requirements of the South D for D. In addition, a 40-foot long commercial loading (yellow) zone would be provided on the north side of “A” Street, near the main pedestrian entrance. Peak demand would be for three freight loading spaces, although the majority of these loading and service vehicles would be cars, vans, or small trucks 30-feet-long or shorter. Trucks and other loading/service vehicles that could not be accommodated onsite during the peak demand would use the proposed 40-foot-long on-street loading zone on “A” Street, which has a capacity of one or two spaces, depending on the vehicle length. If trucks longer than 30 feet are expected during building move-in and move out activities, the tenant could request the temporary allocation of a portion or all of the proposed 60-foot long passenger loading zone being provided on the north side of “A” Street to commercial vehicle activities.<sup>37</sup> The combination of the commercial and passenger loading zones would provide up to 100 continuous feet of temporary on-street parking and would accommodate the expected peak loading demand.

Peak passenger loading demand would be for one loading space. This demand would be met by the 60-foot-long passenger loading (white) zone on the north side of “A” Street, which would have capacity for two to three vehicles to unload or load passengers simultaneously. With this on-street loading zone, passenger loading demand would be accommodated without affecting circulation or resulting in potential traffic hazards.

Therefore, the proposed project would not result in new or substantially more severe loading impacts than were identified in the Mission Bay FSEIR.

---

<sup>37</sup> Because this is a private street, no SFMTA approval would be required to establish an on-street loading zone on “A” Street.

## **Emergency Access**

The Mission Bay FSEIR did not address emergency vehicle access as a distinct transportation topic. The existing street network accommodates emergency vehicles that travel to the project site. Fire Station No. 4 and Southern Police Station are both located at Third and Mission Rock streets, about one-half mile east of the project site. In the event of an emergency, emergency vehicles would access the project site as under existing conditions, via Owens Street and then onto “A” or “B” streets. The project would be developed in an area with adequate street access and infrastructure for emergency vehicle access and would not create any impediments to such access. Therefore, the proposed project would not result in new or substantially more severe emergency access impacts than were identified in the Mission Bay FSEIR.

## **Construction**

During the up to 30-month construction period, temporary and intermittent transportation impacts would result from construction-related truck movements to and from the project site. No public roadway closures are anticipated as a result of construction activities, although the private streets around the project site (“A” and “B” streets) could be affected at times. Adjacent sidewalks may be temporarily closed. Construction-period daily travel demand would be expected to be lower than during operations once the project is complete, although slower-moving truck traffic could result in temporary delays for motorists. Construction workers would be encouraged to carpool and use public transit; those who drive would be required to find available parking at nearby publicly accessible lots or garages. The project would be developed near the northwestern corner of the South Plan area, away from most other ongoing construction activity. Moreover, nothing about the proposed project would require unusual construction techniques or access that would differ substantially from other South Plan area development. All construction activities would be conducted in accordance with applicable City codes and would also be subject to the Mission Bay Good Neighbor Policy. As a result, the proposed project construction activities would not be expected to cause substantial disruption to vehicle, pedestrian and bicycle travel, or transit operations. Therefore, the proposed project would not result in new or substantially more severe construction impacts than were identified in the Mission Bay FSEIR.

In light of the foregoing, the project would not result in any new or substantially more severe impacts on transportation, compared to the impacts reported in the Mission Bay FSEIR.

## **Cumulative Conditions**

### **Traffic Impacts**

The Mission Bay FSEIR and the Event Center FSEIR identified cumulative, significant, unavoidable traffic impacts based on automobile delay. As noted above, CEQA no longer considers automobile delay as traffic impacts. The following automobile delay (traffic impact) discussion is provided for informational purposes.

The project transportation analysis found that the revised Plan buildout scenario, including the proposed project, is estimated to result in between 30 percent and 41 percent fewer vehicle trips than the number of vehicle trips estimated for the South Plan area under the Mission Bay FSEIR. Therefore, fewer vehicles, including vehicles from the proposed project, which would represent less than 1 percent of those total updated estimates for South Plan area vehicle trips, would travel through nearby intersections and freeway segments, even when a basketball game or other events take place at the event center.

## Vehicle Miles Traveled

Data from the SF-CHAMP travel model was used to estimate future cumulative (Year 2040) average daily VMT per capita in the Mission Bay South Plan area. The data shows that the eight transportation analysis zones that generally comprise Mission Bay South have an average daily residential VMT per capita that is 82 percent below the future (2040) regional average. Similarly, the South Plan area average VMT per office employee is 47 percent below the 2040 average. Finally, for visitor purposes, the average daily work-related VMT per retail employee is 21 percent below future regional average. Because the proposed project would not exceed the project-level thresholds for VMT and induced automobile travel, the proposed project's contribution to cumulative VMT impacts would be less than cumulatively considerable, and less than it would have been had it been calculated in the Mission Bay FSEIR.

## Traffic Hazards

The Mission Bay FSEIR and the Event Center FSEIR evaluated cumulative conditions regarding people driving, walking, bicycling, and public transit operations. However, a general increase in cumulative travel by all modes, in and of itself would not be considered a potentially hazardous condition, and therefore the two FSEIRs did not identify cumulative, significant impacts related to traffic hazards. The proposed project would generate 55 new vehicle trips during the p.m. peak hour, which represents a 1 percent increase in increase in vehicle traffic generated by the cumulative planned development at the Mission Bay South Plan area during the weekday p.m. peak hour. Cumulative increases in vehicles, including the proposed project, compared to existing conditions could result in the potential for increased vehicle-vehicle conflicts, but, as indicated above, the increased potential for conflicts would not be considered new or substantial worsening of an impact compared to those analyzed in the Mission Bay FSEIR.

## Transit Operations

The Mission Bay FSEIR and the Event Center FSEIR identified significant cumulative transit impacts based on transit capacity utilization; however transit capacity is no longer considered a measure of significance for potential transit impacts under CEQA. The Planning Department's significance criteria for cumulative transit impacts assesses whether implementation of the proposed project, in combination with past, present, and reasonably foreseeable development projects, would increase transit travel times and substantially delay transit or create potentially hazardous conditions for transit operations.

As described above, vehicle trips would be between 30 percent and 41 percent fewer than that estimated in the Mission Bay FSEIR, even when a basketball game or other events are taken into consideration. The proposed project trips would represent less than 1 percent of those total updated estimates for South Plan area vehicle trips. As such, the potential effects of the proposed project to cumulative transit operations would be less than those identified in the Mission Bay FSEIR and Event Center FSEIR. Therefore, the proposed project, in combination with past, present, and reasonably foreseeable development projects, would not substantially delay Muni or regional transit and would not create potentially hazardous conditions, and the proposed project's contribution to cumulative transit impacts would be less than cumulatively considerable. The project would not result in any new or substantially more severe impacts cumulative transit impacts compared to the impacts reported in the Mission Bay FSEIR and Event Center FSEIR.

## Walking/Accessibility/Bicyclists

The Mission Bay FSEIR found cumulative impacts related to pedestrian and bicycle circulation to be less than significant. There is already noticeable pedestrian and bicycle activity in the vicinity of the project

site, which is located across the UCSF campus site. As the area continues to develop, including the expansion of the UCSF site and other planned residential developments, it is expected that the level of bike activity in the area would increase, as envisioned in the Mission Bay FSEIR. The proposed project would generate 55 new p.m. peak hour trips by “other” ways of travel, which includes people walking or bicycling, and represents less than 2 percent of the “other” trips generated by the updated cumulative development in the Mission Bay South Area. As such, pedestrian and bicycling facilities would be expected to operate at similar conditions as those described in the Mission Bay FSEIR.

The Mission Bay FSEIR found cumulative impacts related to pedestrian and bicycle circulation, loading conditions, rail, and transportation-related construction impacts to be less than significant.

Overall, cumulative development and transportation projects in the South Plan area would enhance the transportation network for all modes and would promote accessibility for people walking and bicycling within and through the study area by conforming to the requirements of the Better Streets Plan, Transit First Policy, and Vision Zero, and by adhering to planning principles that emphasize providing convenient connections and safe routes for people walking and bicycling. None of the known cumulative projects in the South Plan area would affect vehicular circulation in the project vicinity or impede emergency access. As a result, cumulative projects would not create impediments to accessibility or circulation for people walking or bicycling or create conditions inadequate for emergency access. Thus, cumulative impacts of the proposed project, in combination with past, present and reasonably foreseeable development in San Francisco, on people walking or bicycling would be less than significant. Thus, the proposed project, in combination with past, present and reasonably foreseeable development in the South Plan area, would not have any new or substantially more severe effects under cumulative conditions than those identified in the Mission Bay FSEIR related to pedestrians and bicyclists.

### Loading

The Mission Bay FSEIR found cumulative impacts related to loading conditions to be less than significant. Commercial vehicle and passenger loading/unloading impacts are by nature localized and site-specific, and generally would not contribute to impacts from other development projects outside of the project site. As described above, the proposed project’s estimated loading demand would be met within the proposed on-street commercial and passenger loading spaces. No other cumulative development has been identified that would contribute to either commercial vehicle or passenger loading demand or affect supply on the project site. Under 2040 cumulative conditions, loading demand generated by development projects would not result in significant cumulative loading impacts and the project contribution to loading impacts would not be cumulatively considerable. Therefore, the proposed project, in combination with past, present, and reasonably foreseeable development in San Francisco, would result in less than-significant cumulative commercial or passenger loading impacts. Thus, the proposed project, in combination with past, present and reasonably foreseeable development in the South Plan area, would not have any new or substantially more severe effects under cumulative conditions than those identified in the Mission Bay FSEIR related to loading.

### Emergency Access

The Mission Bay FSEIR did not identify any significant impacts related to emergency vehicle access. As described above future cumulative traffic in the Mission Bay South Plan area, including the proposed project, would represent between 30 percent and 41 percent fewer daily or p.m. peak hour vehicle trips than those estimated under the Mission Bay FSEIR. Furthermore, cumulative projects, including the

proposed project, would be designed consistent with City policies and design standards, including the Better Streets Plan, and therefore would not create conditions that would substantially affect the ability of drivers to yield the right-of-way to emergency vehicles, or preclude the ability of emergency vehicles to access the adjacent streets. Thus, the proposed project, in combination with past, present and reasonably foreseeable development in the South Plan area, would not have any new or substantially more severe effects under cumulative conditions than those identified in the Mission Bay FSEIR related to emergency vehicle access.

## **Air Quality**

### ***Summary of Air Quality Impacts in Mission Bay FSEIR***

The Mission Bay FSEIR identified a significant and unavoidable impact from operational vehicle emissions, while criteria pollutant emissions from stationary sources were identified as less than significant due to new source review requirements. Mitigation Measure F.1 (vehicle trip reduction strategies) was identified to reduce vehicle trips associated with development, although the Mission Bay FSEIR acknowledged that reduction of vehicle emissions below thresholds was not reasonably attainable because projected emissions substantially exceeded the thresholds owing to the size of the North and South Plans. The Plan-level impact analysis in the Mission Bay FSEIR assessed the consistency of population increases from development under the entirety of the proposed Plans with the growth assumptions included in the Bay Area Air Quality Management District (BAAQMD) Clean Air Plan (Clean Air Plan) and identified a significant impact related to population growth under the North and South Plans because growth in vehicle miles traveled could increase at a greater rate than that of population growth. The Mission Bay FSEIR found that construction emissions would be less than significant with implementation of Mitigation Measure F.2, which requires a menu of 14 particulate emission control measures. Operational health risk impacts were identified as potentially significant in the Mission Bay FSEIR due to emissions of toxic air contaminants from sources including boilers and emergency generators, research and development facilities, light industrial operations, and other potential uses. Mitigation was identified (Mitigation Measure F.3, Toxic Air Contaminants; Mitigation Measures F.4, Meteorology Station; Mitigation Measure F.5, Dry Cleaning Facilities; and Mitigation Measure F.6, Child-Care Buffer Zones), but because of lack of a specific development proposal, this impact was identified as significant and unavoidable with mitigation. The Mission Bay FSEIR identified significant unavoidable cumulative health risk impacts related to emissions of toxic air contaminants due to the significant and unavoidable project health risk impact.

### ***Summary of Air Quality Impacts in Event Center FSEIR***

The Event Center FSEIR identified significant unavoidable impacts with mitigation from criteria air pollutant emissions during both construction and operation of that project. Health risk impacts to off-site sensitive receptors from exposure to toxic air contaminants (construction plus operations) were determined to be less than significant, while effects related to Clean Air Plan consistency were identified as less than significant with mitigation. With respect to construction emissions, Mitigation Measure M-AQ-1: Construction Emissions Minimization would reduce criteria pollutant emissions but not to a less-than-significant level due to the size of the event center project. Likewise, Mitigation Measure M-AQ-2a: Reduce Operational Emissions would reduce operational criteria pollutant emissions but not to a less-than-significant level. Accordingly, Mitigation Measure M-AQ-2b: Emission Offsets was also identified in the Event Center FSEIR. The event center project was determined to have a cumulatively considerable contribution to regional and localized air quality impacts due to its significant and unavoidable criteria

air pollutant impacts during both construction and operation. However, cumulative health risk effects related to exposure to toxic air contaminants were determined to be less than significant.

### **Project Analysis**

By definition, regional air pollution is largely a cumulative impact in that no single project is sufficient in size to, by itself, result in non-attainment of air quality standards. Instead, a project's individual emissions are considered to contribute to the existing, cumulative air quality conditions. If a project's contribution to cumulative air quality conditions is considerable, then the project's impact on air quality would be considered significant.<sup>38</sup>

### **Construction**

The project would be below the BAAQMD screening level for construction-related criteria pollutants (277,000 square feet of office) and would not require building demolition or extensive site preparation. As stated in the Project Description, excavation would require removal of approximately 7,500 cubic yards of soil, which is below the BAAQMD soil transport screening level of 10,000 cubic yards.

The Mission Bay FSEIR included Mitigation Measure F.2 (Construction PM<sub>10</sub>) to reduce fugitive dust generated during construction. Since publication of the Mission Bay FSEIR, the City has adopted the Construction Dust Ordinance (San Francisco Health Code article 22B and San Francisco Building Code section 106.A.3.2.6). The ordinance, adopted in 2008, requires that all site preparation work, demolition, or other construction activities within San Francisco that have the potential to create dust or to expose or disturb more than 10 cubic yards or 500 square feet of soil comply with specified dust control measures whether or not the activity requires a permit from the San Francisco Department of Building Inspection. For projects larger than 0.5 acre, the Construction Dust Control Ordinance requires that the project sponsor submit a dust control plan for approval by the San Francisco Department of Public Health prior to issuance of a building permit. The ordinance requires project sponsors and contractors to control construction dust on the site or implement other practices that result in equivalent dust control that are acceptable to the director of public health. Dust suppression activities may include watering of all active construction areas sufficiently to prevent dust from becoming airborne; increased watering frequency may be necessary whenever wind speeds exceed 15 miles per hour. Reclaimed water must be used if required by article 21, section 1100 et seq. of the San Francisco Public Works Code. The project site is 1.13 acres in size, and therefore the project sponsor would be required to prepare a dust control plan. Compliance with the Construction Dust Control Ordinance supersedes Mitigation Measure F.2, which is therefore not applicable to the proposed project. Compliance with the Construction Dust Control Ordinance would ensure that the project would not result in any new or substantially more effects related to construction dust, either individually or cumulatively, compared to the impacts reported in the Mission Bay FSEIR or the Event Center SEIR.

Emissions from diesel construction vehicles generate diesel particulate matter (DPM), a carcinogen. The project would be required to comply with Event Center SEIR Mitigation Measure M-AQ-1, Construction Emissions Minimization, to reduce emissions from criteria pollutants. This measure, which requires heavy off-road construction equipment to employ engines meeting certain emissions standards, was included in the Event Center SEIR to reduce construction-period emissions of toxic air contaminants to a less-than-significant level. Here, this measure would be applicable to the project and would likewise

---

<sup>38</sup> Bay Area Air Quality Management District, *CEQA Air Quality Guidelines*, May 2017; page 2-1. Available at: [https://www.baaqmd.gov/~media/files/planning-and-research/ceqa/ceqa\\_guidelines\\_may2017-pdf.pdf?la=en](https://www.baaqmd.gov/~media/files/planning-and-research/ceqa/ceqa_guidelines_may2017-pdf.pdf?la=en). Reviewed August 7, 2020.



serve to reduce emissions of DPM and, as in the case of the Event Center SEIR, would reduce potentially significant construction health risk impacts to a less-than-significant level. Therefore, the project would not result in any new or substantially more severe construction-related health risk impacts, either individually or cumulatively, compared to the impacts reported in the Mission Bay FSEIR or the Event Center SEIR.

Based on the foregoing, the project would not result in any new or substantially more severe construction criteria pollutant impacts or construction health risk impacts, either individually or cumulatively, compared to the impacts reported in the Mission Bay FSEIR.

## **Operation**

As described above under Travel Demand, daily vehicle trip generation, with the proposed project and remaining planned development in the South Plan area (revised buildout scenario) would be between 41 percent and 44 percent below that analyzed in the Mission Bay FSEIR, depending on whether an event were occurring at the Golden State Warriors' Event Center. Because vehicle trip generation would be lower, mobile source emissions would also be lower than assumed in the Mission Bay FSEIR. While the proposed project would incrementally increase building space in the South Plan area, new development would be subject to applicable building code regulations with respect to energy use and water consumption, and the increase in building-related emissions at 1450 Owens Street would be substantially offset by the substantial decrease in vehicle emissions in the South Plan area. Moreover, at a total floor area of up to 183,598 square feet the, 1450 Owens Street project would be considerably below the BAAQMD operational screening level for criteria pollutants (346,000 square feet for an office building) above which project-specific significant air quality effects may be anticipated. Accordingly, the proposed project would not result in new or substantially more severe operational air quality impacts related to criteria air pollutants, either individually or cumulatively, than were identified in the Mission Bay FSEIR or the Event Center FSEIR.

Regarding operational emissions of toxic air contaminants, the proposed project would be subject to Mission Bay FSEIR Mitigation Measure F.3, which would require the project sponsor to obtain written verification from BAAQMD that the facility has been issued any required permits from BAAQMD prior to the City issuing a certificate of occupancy if the project would include potential toxic air contamination sources such as backup diesel generators or laboratory fume hoods. Accordingly, the proposed project would not result in new or substantially more severe operational air quality impacts related to toxic air contaminants, either individually or cumulatively, than were identified in the Mission Bay FSEIR.

## **Other Environmental Topics**

As discussed above, the project would not result in a significant change to the type or location of land uses anticipated for the project site in the Mission Bay FSEIR. Therefore, implementation of the project would result in the same or similar environmental impacts as those already identified and analyzed in the Mission Bay FSEIR and Event Center FSEIR with respect to the following environmental topics: plans, policies and permits; noise and vibration; stationary source air quality; seismicity; health and safety; cultural resources; contaminated soils and groundwater;<sup>39</sup> hydrology and water quality; and China Basin Channel vegetation and wildlife. Mitigation measures from the Mission Bay FSEIR and/or the Event Center FSEIR would apply in the areas of archeological resources; construction air quality; construction

---

<sup>39</sup> The Mission Bay FSEIR assumed the possibility of subsurface parking, which could disturb contaminated soil and/or groundwater (FSEIR, p. V.J.64); however, underground parking is not proposed with the project, which proposes parking at an existing off-site above-grade garage.

noise; geology, soils, and seismicity; construction-period water quality; operational handling of biohazardous materials (if applicable based on tenant occupancy); construction-period potential exposure to soil and/or groundwater contamination; and water conservation. As a result, no further discussion of these topics is required.

The project would incrementally increase overall development in the South Plan area. However, the 2.8 percent increase in office/commercial floor area would not result in any new environmental impacts or a substantial increase in the severity of impacts, compared to those identified in the Mission Bay FSEIR and Event Center FSEIR, with respect to community services; public utilities; business activity, employment, housing, and population; and growth inducement. As a result, no further discussion of these topics is required.

## Conclusion

Implementation of the proposed project would not require major revisions to the Mission Bay FSEIR or Event Center FSEIR because no new, significant environmental effect or substantial increase in the severity of previously identified significant effects would result. Additionally, since certification of the Mission Bay FSEIR and Event Center FSEIR, no material changes have occurred in the project or the circumstances under which the South Plan would be implemented, and no new information has emerged that would materially change any of the analyses or conclusions of the Mission Bay FSEIR or Event Center FSEIR. Similarly, no new or previously rejected mitigation measures or alternatives have been proposed that would substantially reduce previously identified significant effects that the project sponsor has declined to implement. As such, because none of the criteria set forth in CEQA Guideline Section 15162 that would require subsequent environmental review have been triggered, the lead agency may approve the subsequent activities as being within the scope of the Program EIR under CEQA Guideline 15168 without the need for additional environmental documentation.

## Attachment 8:

# Addendum No. 10 to Mission Bay Final Subsequent Environmental Impact Report

## Appendix A

### **Wind**





September 2, 2020

Susan Yogi  
Environmental Science Associates  
550 Kearny Street, Suite 800  
San Francisco, CA 94108

Re: Block 14 Massing Change and Expected Impact on Previous Wind Tunnel Test Results for  
1450 Owens  
CPP Project: 12732

This letter documents CPP's opinion on the potential 1450 Owens Future Configuration change due to an update in the expected massing for Mission Bay South Block 14. Overall, this change is not expected to substantially affect the conclusions of the previous wind tunnel assessment and further testing is not recommended.

#### **Expected Impact of Mission Bay South Block 14**

The winds in San Francisco are driven by four dominant wind directions (WSW, W, WNW, NW), which account for the most frequent wind occurrences (61% of the time), as well as the majority of strong wind occurrences (White, 1992). A wind rose illustrating the dominant wind directions is shown in Figure 1. For these dominant wind directions, the project site at 1450 Owens is generally located upwind of Block 14 (see Figure 2), which reduces the effect massing changes for Block 14 are expected to have on ground-level wind conditions in the vicinity of 1450 Owens.

#### **Expected Effect of Changes in Building Massing**

The 'as tested' Block 14 massing (see Figure 3) is taller and has a larger footprint than the 'updated L' massing. The reduction in overall structure height will reduce the amount of winds that are redirected downward and brought to pedestrian height. The reduction in footprint is expected to lead to less channeling of westerly winds between Block 14 and the adjacent Block 18a, as well as reducing wind accelerations around the north end of Block 14. This is expected to reduce the comfort wind speeds when compared to the 'as tested' Block 14. No hazard exceedances were identified in the original wind tunnel study, and no changes in hazard exceedances are expected. Measured wind speeds within the bike lanes to the north of Block 14 are expected to decrease due to the increased setback from the property line and smaller building massing. Therefore, the previous wind tunnel study (dated August 8, 2020) results accurately characterize the potential for ground-level wind hazards and no further testing is necessary.

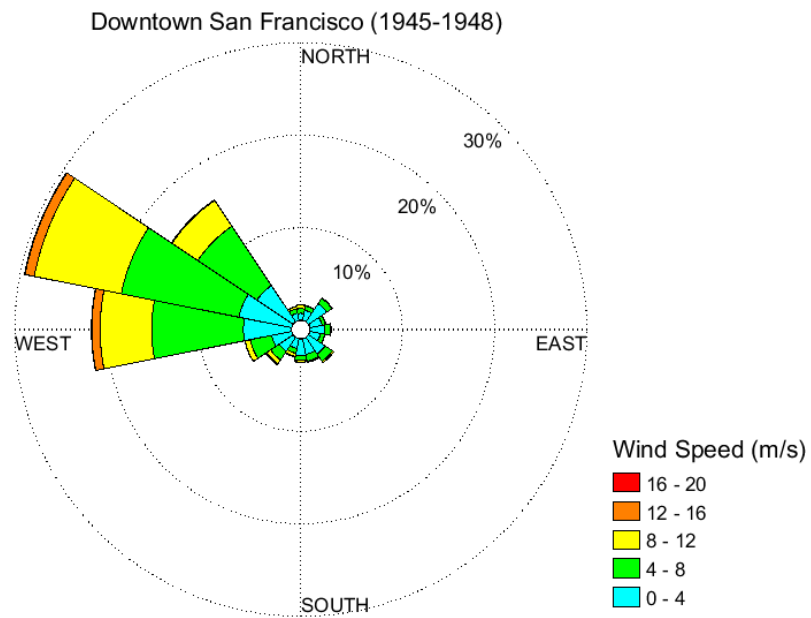


Figure 1. Probability of occurrence of wind speed by direction.

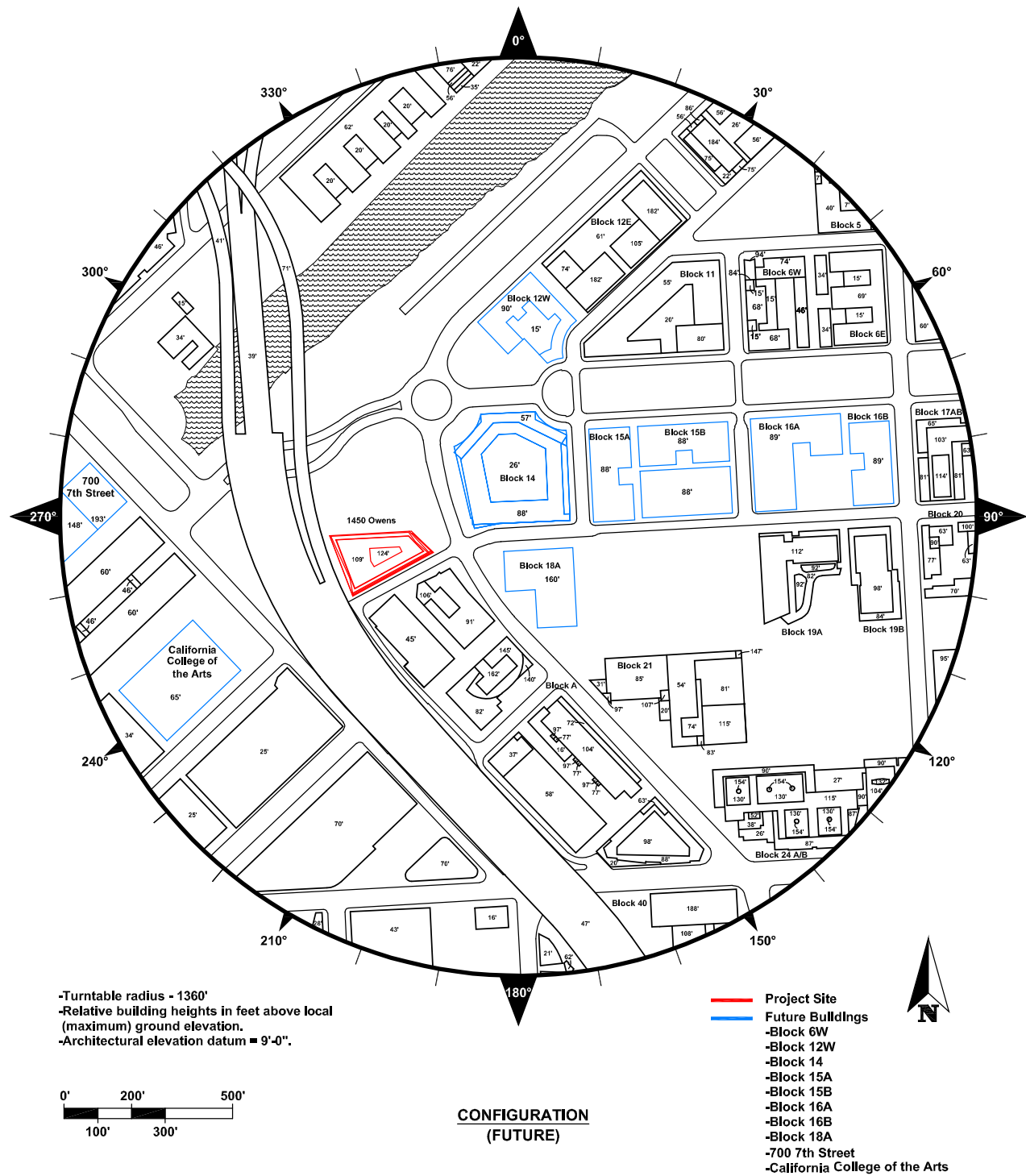


Figure 2. 1450 Owens Future Configuration as tested



Figure 3. Comparison of Block 14 Massing. 'as tested' (left) and 'updated L' (right).



**FINAL PEDESTRIAN-LEVEL WINDS REPORT**

**CPP PROJECT 12732 R01**  
**OCTOBER 16, 2020**



**1450 OWENS**  
San Francisco, California

**SUBMITTED TO:**  
Office of Community Investment and Infrastructure

**ON BEHALF OF:**  
Environmental Science Associates  
550 Kearny Street, Suite 800  
San Francisco, California 94108

**PREPARED BY:**  
Ryan S. Parker, PhD, Project Engineer  
[rparker@cppwind.com](mailto:rparker@cppwind.com)  
Anke Beyer-Lout, Associate Principal  
[abeyer-lout@cppwind.com](mailto:abeyer-lout@cppwind.com)

**CPP, Inc.**  
**7365 Greendale Road**  
**Windsor, Colorado 80550 USA**  
**Tel: +1-970-221-3371**  
**[www.cppwind.com](http://www.cppwind.com)**

## EXECUTIVE SUMMARY

A wind tunnel study of 1450 Owens, to be located in San Francisco, CA was conducted to assess pedestrian wind comfort and safety. This study was conducted in accordance with San Francisco City Planning Code Section 148 to determine the impact of developments on the wind environment within San Francisco<sup>1</sup>.

Approach boundary layers with the appropriate mean profiles and turbulence characteristics were established in the test section of the wind tunnel. Wind speeds were measured in the wind tunnel at a total of 31 locations for multiple building configurations. The configurations tested are described in Table 1.

The location and configuration of any projects currently under construction and cumulative (future) structures were based on information from the design team through their communication with the San Francisco Office of Community Investment and Infrastructure (OCII). Test point locations were approved by the OCII prior to testing.

Measurements of winds likely to be experienced by pedestrians were combined with wind statistics and compared to the acceptability criteria put forth by the City of San Francisco. There were no hazard exceedances under any of the scenarios tested. The addition of 1450 Owens results in a net increase of 3 comfort exceedances in the project configuration, however, the cumulative configuration results in no net new comfort exceedances. The results are summarized in Figure 2 and discussed in Section 3.

General information, including the wind climate analysis, is given in Appendix A.

---

<sup>1</sup> The project site is subject to the Mission Bay South Redevelopment Plan and Design for Development, and is not subject to the San Francisco Planning Code. However, the Office of Community Investment and Infrastructure relies on the procedures established pursuant to Planning Code Section 148 to determine if a project would result in a significant impact under the California Environmental Quality Act (CEQA) with respect to pedestrian wind conditions.

TABLE OF CONTENTS

EXECUTIVE SUMMARY.....2

1. Introduction.....5

2. Pedestrian-Level Winds.....7

    2.1. San Francisco Planning Department Criteria .....7

    2.2. Measurement Points.....7

    2.3. Wind Climate.....8

3. Discussion of Results .....9

    3.1. Summary .....9

    3.2. Wind Tunnel Testing Results.....9

        3.2.1. Results Summary .....9

        3.2.2. Existing Configuration.....9

        3.2.3. Project Configuration..... 10

        3.2.4. Future Configuration..... 10

        3.2.5. Bike Lane Measurements..... 10

REFERENCES ..... 11

FIGURES ..... 12

APPENDIX A – General Project Information .....A1



LIST OF TABLES

Table 1: Summary of Test Parameters .....6

Table 2: Comfort and Hazard Criteria .....7

Table 3: Wind Measurement Locations .....8

TABLE OF FIGURES

Figure 1a: Photographs of the completed model in the wind tunnel – Project Configuration. .... 13

Figure 1b: Photographs of the completed model in the wind tunnel – Existing (top) and Future Configurations (bottom). .... 14

Figure 2a: Pedestrian wind speed measurement points with Comfort and Hazard ratings – Existing Configuration. .... 15

Figure 2b: Pedestrian wind speed measurement points with Comfort and Hazard ratings – Project Configuration. .... 16

Figure 2c: Pedestrian wind speed measurement points with Comfort and Hazard ratings – Future Configuration. .... 17

Figure 3a: Summary of Pedestrian Wind Ratings Comfort. .... 18

Figure 3b: Summary of Pedestrian Wind Ratings – Hazard ..... 19

Figure 3c: Summary of Bike Lane Wind Ratings. .... 20

Figure 4a: Existing Configuration Wind Tunnel Layout. .... 21

Figure 4b: Project Configuration West Wind Tunnel Model Layout. .... 22

Figure 4c: Future Configuration West Wind Tunnel Model Layout. .... 23

## 1. INTRODUCTION

An assessment of the acceptability of the wind environment around developments can inform designers about the suitability of outdoor areas for their intended uses. Where necessary, design modifications can be made, or intervention measures added, to decrease excessive wind speeds in targeted areas.

This study sought to evaluate the potential wind environment in the vicinity of the proposed 1450 Owens Street project, within the Mission Bay South Redevelopment area. Wind measurements were made at a total of 31 locations, as shown in Figure 2. Table 1 summarizes the testing parameters and configurations tested.

The height limit of the project parcel is designated as 39 ft per the Mission Bay South Redevelopment plan. A 39 ft building is not expected to not cause any significant pedestrian wind impact and was not included as a test scenario for the wind study.

This report includes wind tunnel test procedures, test results, and a discussion of test results obtained in the CPP, Inc. Wind Engineering Laboratory. Supplemental information pertaining to the results in this report can be found in Appendix A.

This study was conducted in accordance with San Francisco City Planning Code Section 148<sup>2</sup>. All data collection was performed in accordance with the American Society of Civil Engineers (ASCE) Standard 7-10 (2010), the ASCE Manual of Practice Number 67 on Wind Tunnel Studies of Buildings and Structures (1999), and the ASCE Standard 49-12 on Wind Tunnel Testing of Buildings and Other Structures (2012).

---

<sup>2</sup> The project site is subject to the Mission Bay South Redevelopment Plan and Design for Development, and is not subject to the San Francisco Planning Code. However, the Office of Community Investment and Infrastructure relies on the procedures established pursuant to Planning Code Section 148 to determine if a project would result in a significant impact under the California Environmental Quality Act (CEQA) with respect to pedestrian wind conditions.

*Table 1: Summary of Test Parameters*

<i>General Information</i>	
Model scale	1:240
Surrounding model radius (full-scale)	1360 ft
Mean wind speed profile Power Law exponent	$n = 0.13$ , water approach $n = 0.21$ , land approach
<i>Pedestrian Comfort Study Information</i>	
Number of points	31
<i>Testing Configuration(s)</i>	
Existing	Site and surroundings as they currently exist (includes under construction Block 6W, see Figure 4a)
Project	Site and existing surroundings with the proposed 1450 Owens structure in place. (see Figure 4b)
Future	Site and existing surroundings within 1,360 feet of the project site, with 1450 Owens and additional future structures in place. (includes blocks 12W, 14, 15A, 15B, 16A, 16B, and 18A, see Figure 4c)

## 2. PEDESTRIAN-LEVEL WINDS

### 2.1. SAN FRANCISCO PLANNING DEPARTMENT CRITERIA

Planning Code Section 148, Reduction of Ground-level Wind Currents in C-3 Districts establishes comfort criteria as equivalent wind speeds of 7 mph in public seating areas, and 11 mph in areas of substantial pedestrian use, not to be exceeded more than 10 percent of the time year-round between 7:00 a.m. and 6:00 p.m. Equivalent wind speed is defined as the hourly wind speed adjusted to incorporate the effects of gustiness. In addition, wind speeds are not permitted to exceed the hazard level of 26 mph for a single hour of the year. This hazard criterion is used in California Environmental Quality Act (CEQA) analysis outside of C3 districts for determining the significance of wind impacts resulting from proposed construction projects. The wind hazard criterion as stated in the Planning Code is based on wind speeds that are averaged hourly; when based on one-minute averages, as is the case for the comfort criteria, this criterion is increased to 36 mph (Arens et al. 1989). The test results for hazardous winds presented in this report use the one-minute average of 36 mph for the wind hazard criterion. The assessment of pedestrian safety with respect to the Planning Code comfort and hazard criteria is presented below.

The wind speeds for each category are shown in Table 2, *Comfort and Hazard Criteria*.

*Table 2: Comfort and Hazard Criteria*

Comfort Criteria: Equivalent Wind Speed <sup>3</sup> (EWS) Exceeded 10% of Time	
<7 mph	Pedestrian Sitting – generally for a long duration;
7-11 mph	Pedestrian Standing or Walking;
Hazard Criterion	
36 mph	Not to be exceeded more than 1 hour per year.

### 2.2. MEASUREMENT POINTS

Wind speed measurements were made at 31 selected locations to evaluate pedestrian comfort and safety around the project site for 1450 Owens (see Figure 2). Mean (average) wind speed and turbulence intensity measurements were made at the model-scale equivalent of 5 to 7 feet above the surface for 16 wind directions in 22.5° increments from 0° (north). Wind speeds were measured with a CPP Probe (calibratable pedestrian-level pressure probe). Supplemental information pertaining to the pedestrian wind results is provided in Appendix B.

The measurement points were chosen to determine the degree of pedestrian comfort or discomfort at locations where relatively severe conditions are frequently found, such as at building corners, near entrances and on adjacent sidewalks with heavy pedestrian traffic, and in open plaza areas. Table 3 provides a brief description of the tested points (Figures 2a-c).

<sup>3</sup> For this Analysis, Equivalent Wind Speed (EWS) is defined as:  $EWS = [U_{mean} \times (1 + 3 \text{ T.I.})] / 1.45$  (Arens et al)

*Table 3: Wind Measurement Locations*

Point number(s)	Description
1-31	Ground level points.
25-31	Points representative of Bike Lanes (for informational purposes)

### 2.3. WIND CLIMATE

To enable a quantitative assessment of the wind environment, the wind tunnel data were combined with wind frequency and direction information derived from data measured at the Old Federal Building at 50 United Nations Plaza from 1945-1950, in accordance with guidance provided by the San Francisco Planning Department (Arens et. al. 1989). Appendix A provides a description and a graphical representation of the climate data. These data were combined statistically with the wind tunnel data to obtain cumulative probability distributions of wind speed for the full-scale site at each pedestrian measurement location. These results can then be compared to criteria for pedestrian wind comfort and safety.

A detailed presentation of the wind tunnel data, the general wind climate, and their integration to determine pedestrian wind comfort and safety is presented in Appendix B. Refer to the text at the beginning of the appendix for a description of how to interpret this information.



### 3. DISCUSSION OF RESULTS

#### 3.1. SUMMARY

The assessment of pedestrian comfort and safety with respect to the San Francisco Planning Code Section 148 criteria (see section 2.1) is presented in Figure 2a-c, which contain color-coded markers indicating the measurement point on the site plan. Figure 3a-b show the Comfort and Hazard wind speeds associated with each point, and the corresponding time that the criteria is exceeded (if applicable).

The primary conclusions of the study can be understood by reviewing Figure 2, with the following color-coded ratings in mind:

##### Wind comfort (body color)

- Yellow locations – Exceeds comfort criteria;
- Green locations – Comfortable for pedestrian use;
- Blue locations – Comfortable for sitting.

##### Wind hazard (border color)

- Black border around marker – location complies with the Hazard criterion (i.e., wind speed < 36 mph)
- Red border around marker – location exceeds the Hazard criterion (i.e., wind speed ≥ 36 mph)

All measurements were made without landscaping in place and therefore the results may be considered as representing worst-case conditions. The addition of landscaping features is likely to reduce wind speeds in some locations.

One of the purposes of this study was to compare the wind environment as it currently exists to the changes when the project is added, and then as future buildings are added. The comparison wind speeds for the tunnel model can be seen in Figure 3. The buildings included in each configuration are shown in Figure 4.

#### 3.2. WIND TUNNEL TESTING RESULTS

##### 3.2.1. Results Summary

###### **Hazard Results**

No locations exceeded the hazard criterion in any configuration, and the average wind speed exceeded 1 hour a year (i.e., the hazard wind speed) is 25 mph or less for all configurations.

###### **Comfort Results**

Compared to the Existing configuration, the Project has a net increase of 3 exceedances, however the Future configuration has no net new exceedances. The average 10% wind speed, or comfort wind speed, across all test locations, is 12 mph for all configurations, with 11 mph exceeded an average of 14-16.3% between configurations.

##### 3.2.2. Existing Configuration

The existing configuration comprises existing buildings, and buildings currently under construction, within a 1,360-foot radius around the project location. The Existing configuration has 24 exceedances (out of 31 test locations)

### 3.2.3. Project Configuration

There would be an increase of 5 comfort exceedances on the north side and southwest corners of the project building (locations 1, 3, 4, 9 and 23) due to increases in wind speed for the common west and west-northwest winds. Two locations on the east and south that exceeded the comfort criteria in the Existing configuration (locations 7 and 8) are sheltered from the west wind and would be eliminated in the Project configuration. Compared to the Existing configuration, the Project configuration would result in a net increase of 3 comfort exceedances. Overall, there is an average 2% increase in the time that the 11 mph criterion is expected to be exceeded compared to the Existing configuration.

### 3.2.4. Future Configuration

The additional buildings are expected to provide some shelter as large open areas become developed. The most noticeable changes are in the field north of the project, where sheltering from the predominate winds would eliminate comfort exceedances at 4 locations (4, 23, 25, and 27) compared to the Project configuration. In all, compared to conditions under the Project Configuration, the Future Configuration would eliminate five exceedances of the comfort criterion (locations 4, 10, 23, 25, and 27) and add two new exceedances (locations 7 and 16), for a net decrease of three exceedance locations. The percentage of time that the 11 mph criterion is expected to be exceeded remains similar to the Project Configuration.


### 3.2.5. Bike Lane Measurements

Hourly mean wind speeds that are exceeded 10% of the time between 6 and 9 mph were measured at the bike lane locations (measurement points 25-31). The hourly mean wind speeds and equivalent wind speeds are listed in Figure 3c for all three configurations tested. These results are for informative purposes only, however, all the bike lane locations serve a dual purpose for nearby pedestrians and bike lane users. The Project configuration showed a slight increase in wind speeds in the bike lanes, with a more noticeable change occurring in the Future configuration for the locations north of Block 14 (locations 28-31).

## REFERENCES


- Arens, E., D. Ballanti, C. Bennett, S. Guldman, and B. White (1989), *Developing the San Francisco wind ordinance and its guidelines for compliance. Building and Environment*, Vol. 24, No. 4, pp.297-303.
- American Society of Civil Engineers (1999), *Wind Tunnel Studies of Buildings and Structures* (ASCE Manual of Practice Number 67).
- American Society of Civil Engineers (2010), *Minimum Design Loads for Buildings and Other Structures* (ASCE 7-10).
- American Society of Civil Engineers (2012), *Wind Tunnel Testing for Buildings and Other Structures* (ASCE 49-12).
- Lawson, T.V. (1990), "The Determination of the Wind Environment of a Building Complex before Construction," Department of Aerospace Engineering, University of Bristol, Report Number TVL 9025.

## FIGURES



*Figure 1a: Photographs of the completed model in the wind tunnel – Project Configuration.*





*Figure 1b: Photographs of the completed model in the wind tunnel – Existing (top) and Future Configurations (bottom).*

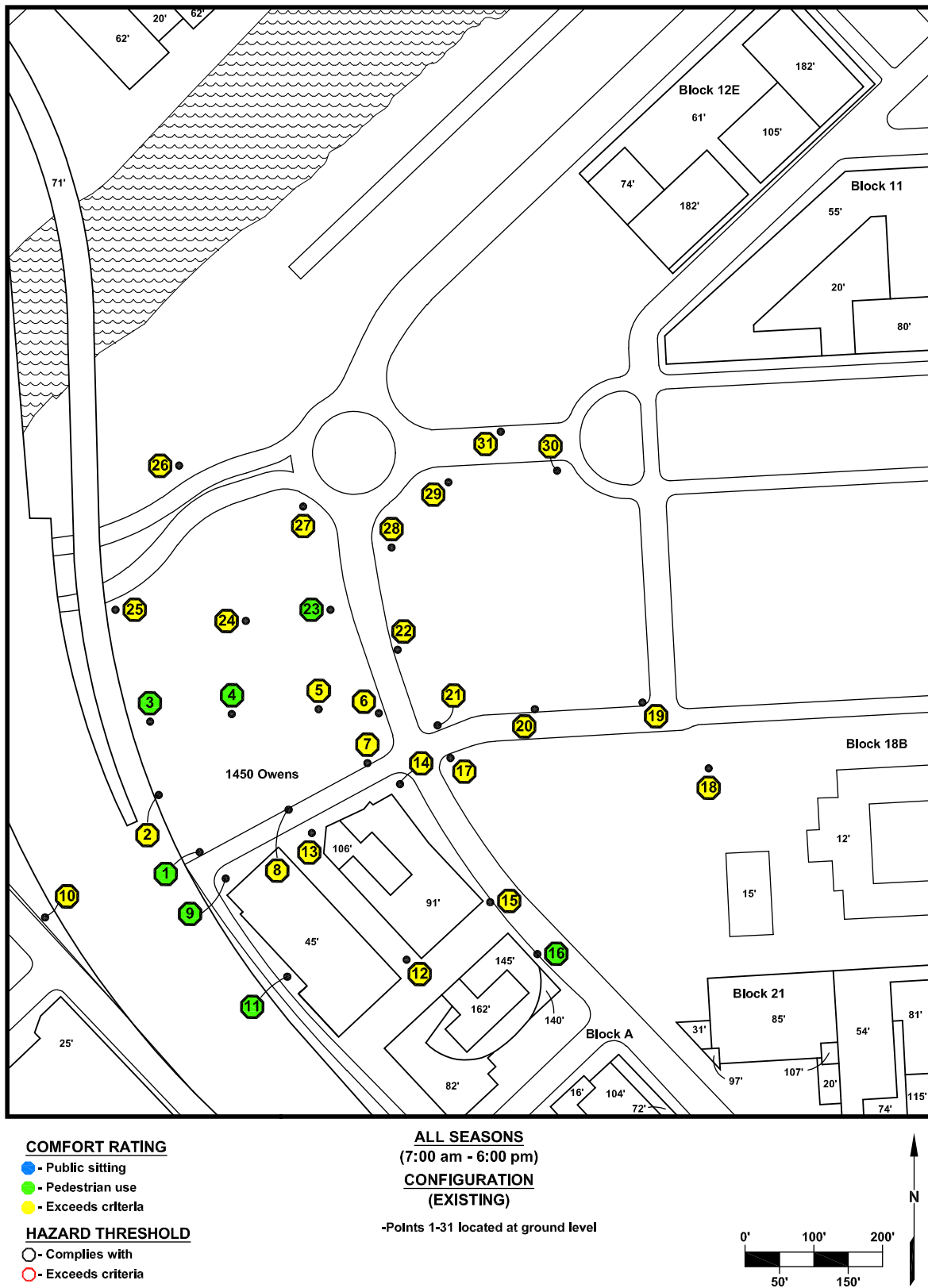


Figure 2a: Pedestrian wind speed measurement points with Comfort and Hazard ratings – Existing Configuration.

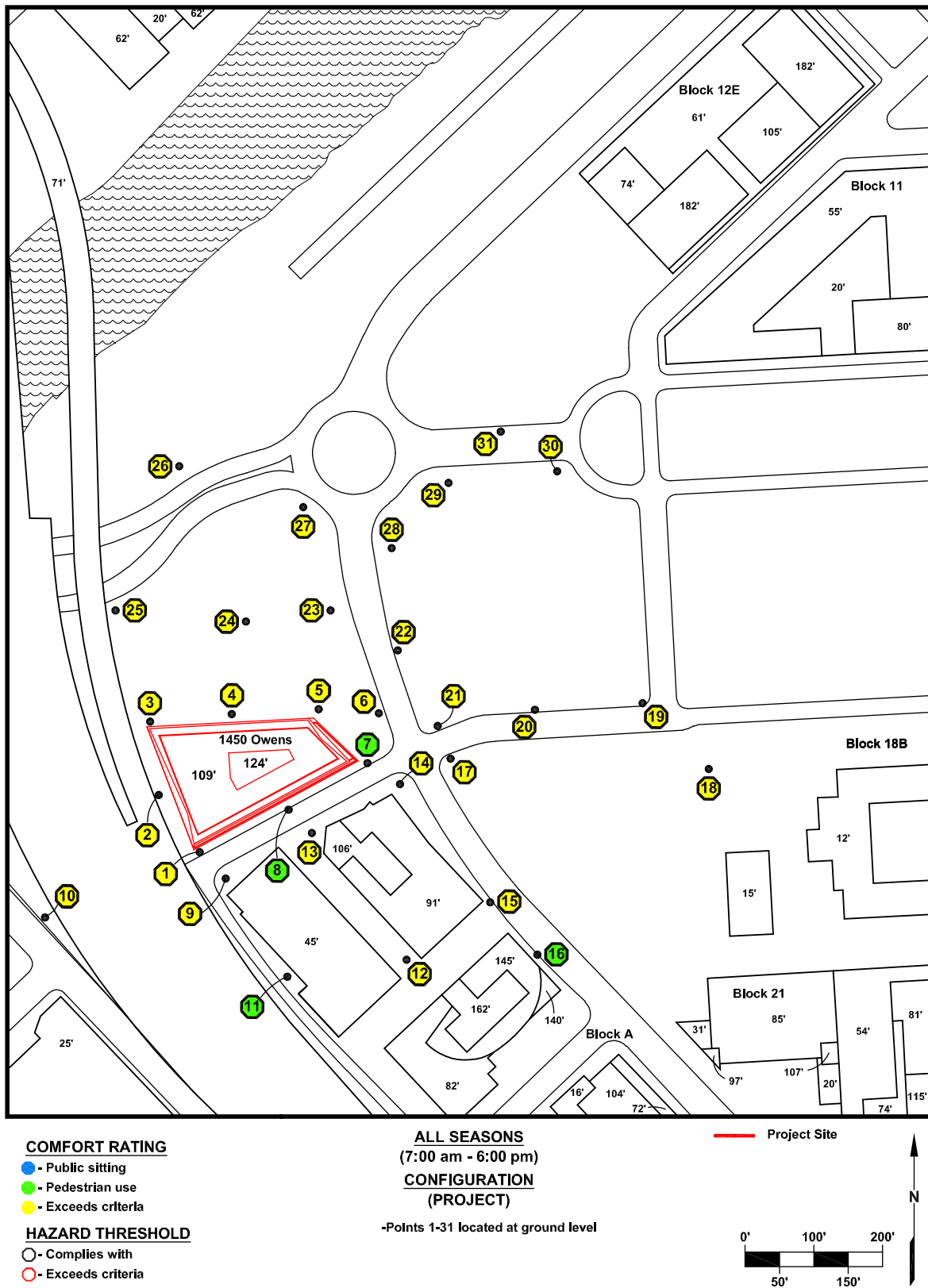


Figure 2b: Pedestrian wind speed measurement points with Comfort and Hazard ratings – Project Configuration.



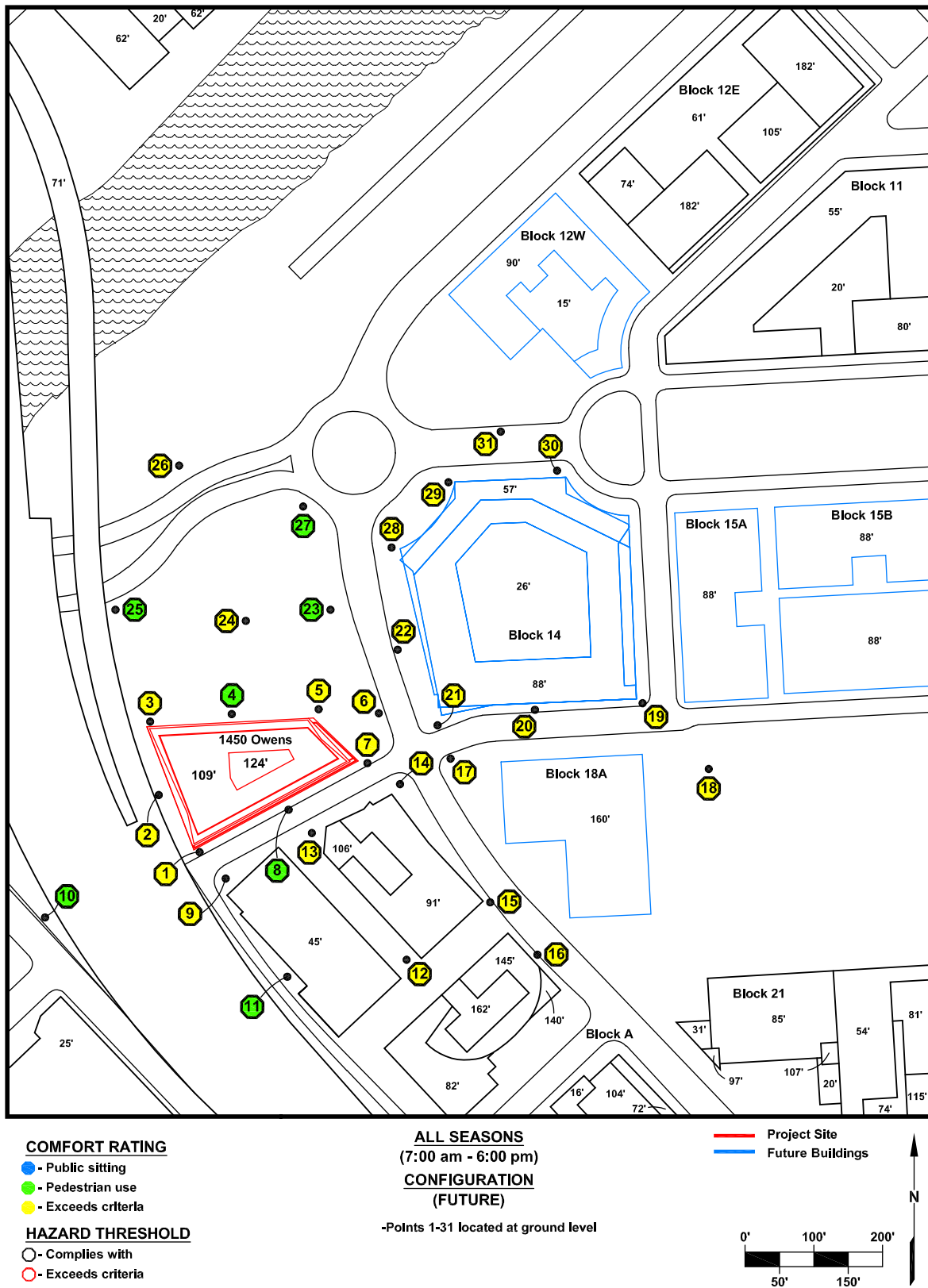


Figure 2c: Pedestrian wind speed measurement points with Comfort and Hazard ratings – Future Configuration.

Test Location	Comfort Criterion (mph)	Existing Configuration			Project Configuration				Future Configuration			
		Equivalent Wind Speed Exceeded 10% of the Time (mph)	% Time Wind Speed Exceeds Criterion	Exceedance	Equivalent Wind Speed Exceeded 10% of the Time (mph)	% Time Wind Speed Exceeds Criterion	Change in 10% Wind Speed relative to Existing (mph)	Exceedance	Equivalent Wind Speed Exceeded 10% of the Time (mph)	% Time Wind Speed Exceeds Criterion	Change in 10% Wind Speed relative to Existing (mph)	Exceedance
1	11	10	7.3%		16	29.0%	+6	*	13	20.2%	+3	*
2	11	11	11.7%	*	12	16.3%	+1	*	13	17.4%	+2	*
3	11	11	8.9%		16	29.8%	+5	*	15	24.8%	+4	*
4	11	11	8.0%		12	13.0%	+1	*	11	9.5%	-	
5	11	11	11.1%	*	15	25.8%	+4	*	14	22.8%	+3	*
6	11	12	13.6%	*	15	26.5%	+3	*	14	22.3%	+2	*
7	11	14	23.4%	*	11	8.9%	-3		13	17.0%	-1	*
8	11	12	12.4%	*	11	9.6%	-1		9	3.3%	-3	
9	11	10	6.1%		13	20.5%	+3	*	13	19.0%	+3	*
10	11	13	17.4%	*	12	13.2%	-1	*	11	8.6%	-2	
11	11	7	0.3%		7	1.6%	-		8	2.2%	+1	
12	11	12	15.1%	*	13	17.0%	+1	*	12	16.1%	-	*
13	11	14	22.8%	*	12	16.7%	-2	*	11	10.2%	-3	*
14	11	15	28.9%	*	11	10.7%	-4	*	12	13.6%	-3	*
15	11	14	24.7%	*	14	21.2%	-	*	12	14.7%	-2	*
16	11	10	8.2%		10	6.5%	-		12	14.6%	+2	*
17	11	15	26.1%	*	14	20.9%	-1	*	14	26.5%	-1	*
18	11	12	16.7%	*	12	15.5%	-	*	13	19.0%	+1	*
19	11	13	18.9%	*	13	19.5%	-	*	11	10.8%	-2	*
20	11	13	19.2%	*	13	20.0%	-	*	11	11.4%	-2	*
21	11	13	19.3%	*	14	23.1%	+1	*	15	30.3%	+2	*
22	11	11	12.0%	*	13	18.1%	+2	*	13	20.9%	+2	*
23	11	11	9.7%		12	15.4%	+1	*	11	7.8%	-	
24	11	11	10.7%	*	12	16.1%	+1	*	11	12.2%	-	*
25	11	12	16.4%	*	12	14.8%	-	*	11	9.0%	-1	
26	11	12	14.0%	*	12	14.5%	-	*	12	12.9%	-	*
27	11	11	10.4%	*	11	12.1%	-	*	10	7.6%	-1	
28	11	11	10.7%	*	12	12.9%	+1	*	15	27.8%	+4	*
29	11	11	11.6%	*	11	12.2%	-	*	14	24.5%	+3	*
30	11	12	14.9%	*	12	13.9%	-	*	13	19.8%	+1	*
31	11	11	11.2%	*	11	11.0%	-	*	13	20.6%	+2	*
Averages		12	14.2%		12	16.3%	+0.6		12	16.0%	+0.5	
No. of Exceedances		24			27				24			

Figure 3a: Summary of Pedestrian Wind Ratings Comfort.

Test Location		Existing Configuration			Project Configuration				Future Configuration			
		Equivalent Wind Speed	Hours/year Wind Hazard	Exceedance	Equivalent Wind Speed	Hours/year Wind Hazard	Change in Hazard Hours	Exceedance	Equivalent Wind Speed	Hours/year Wind Hazard	Change in Hazard Hours	Exceedance
		Occuring	Hazard		Occuring	Hazard	Relative to Existing		Occuring	Criterion	Relative to Existing	
1hr/yr	Criterion	1hr/yr	Criterion	Exceeded	1hr/yr	Exceeded	Existing	Exceeded	1hr/yr	Exceeded	Existing	Exceeded
1	36	22	0		29	0	-		25	0	-	
2	36	23	0		23	0	-		23	0	-	
3	36	23	0		29	0	-		29	0	-	
4	36	22	0		23	0	-		22	0	-	
5	36	23	0		31	0	-		30	0	-	
6	36	23	0		32	0	-		26	0	-	
7	36	29	0		27	0	-		26	0	-	
8	36	25	0		26	0	-		20	0	-	
9	36	20	0		28	0	-		24	0	-	
10	36	23	0		22	0	-		22	0	-	
11	36	13	0		17	0	-		18	0	-	
12	36	22	0		24	0	-		25	0	-	
13	36	26	0		24	0	-		21	0	-	
14	36	30	0		29	0	-		25	0	-	
15	36	28	0		29	0	-		24	0	-	
16	36	23	0		22	0	-		22	0	-	
17	36	28	0		30	0	-		27	0	-	
18	36	23	0		23	0	-		29	0	-	
19	36	24	0		24	0	-		27	0	-	
20	36	24	0		24	0	-		27	0	-	
21	36	24	0		30	0	-		28	0	-	
22	36	22	0		24	0	-		25	0	-	
23	36	22	0		23	0	-		20	0	-	
24	36	22	0		24	0	-		21	0	-	
25	36	23	0		24	0	-		23	0	-	
26	36	24	0		24	0	-		23	0	-	
27	36	22	0		22	0	-		20	0	-	
28	36	22	0		23	0	-		29	0	-	
29	36	23	0		23	0	-		27	0	-	
30	36	24	0		24	0	-		28	0	-	
31	36	23	0		24	0	-		25	0	-	
Averages		23	0.0		25	0.0	0		25	0.0	0	
No. of Exceedances		0			0				0			

Figure 3b: Summary of Pedestrian Wind Ratings – Hazard

Bike Lane Location	Mean Wind Speed (mph)			Equivalent Wind Speed (mph)		
	Existing	Project	Future	Existing	Project	Future
25	9	10	8	12	12	11
26	10	10	8	12	12	12
27	10	10	9	11	11	10
28	9	10	7	11	12	15
29	10	10	10	11	11	14
30	10	10	11	12	12	13
31	10	10	11	11	11	13
<b>Averages</b>	<b>10</b>	<b>10</b>	<b>9</b>	<b>11</b>	<b>12</b>	<b>13</b>

*Figure 3c: Summary of Bike Lane Wind Ratings.*

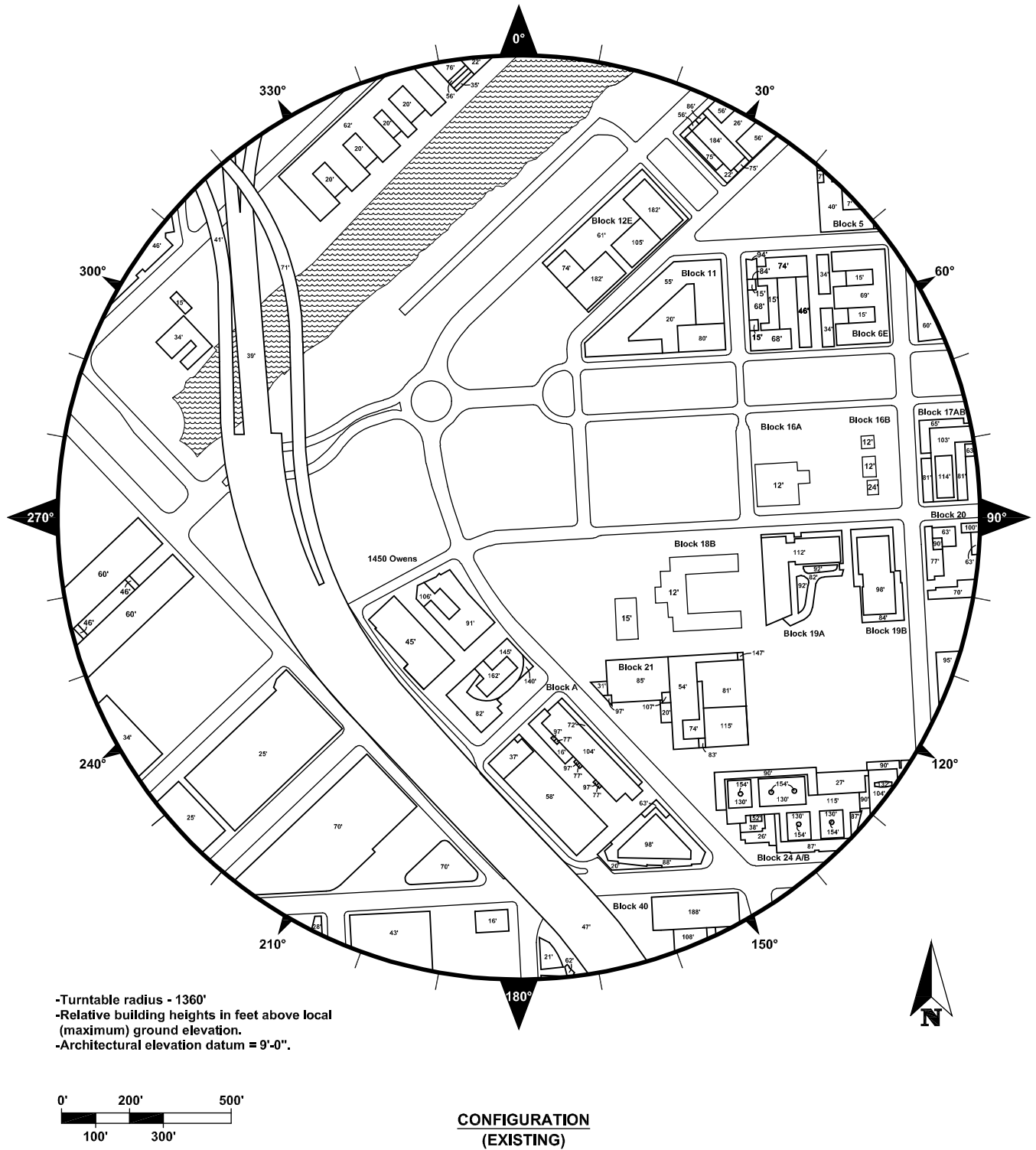


Figure 4a: Existing Configuration Wind Tunnel Layout.

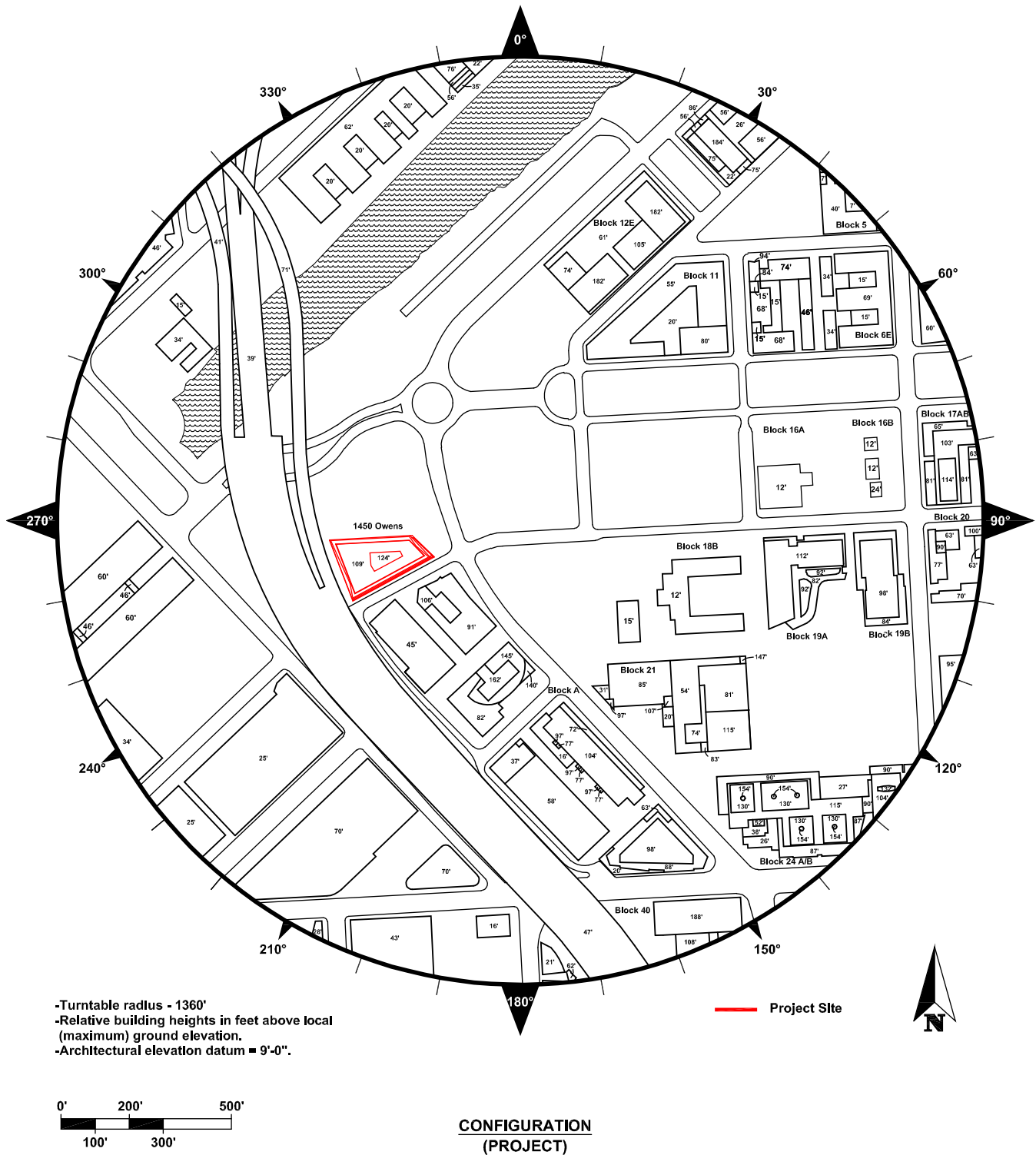
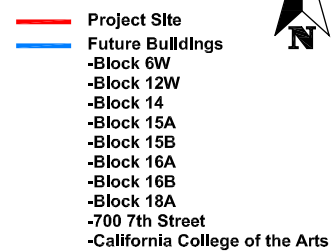


Figure 4b: Project Configuration West Wind Tunnel Model Layout.



*Figure 4c: Future Configuration West Wind Tunnel Model Layout.*



APPENDIX A – GENERAL PROJECT INFORMATION

Table A1  
Summary of Test Parameters

General Information	
Model scale	1:240
Surrounding model radius (full-scale)	1360 ft
Mean wind speed profile power law exponent	Built-up environment approach, $n = 0.21$ Water approach, $n = 0.13$

WIND SPEEDS FOR PEDESTRIAN WIND COMFORT

For prediction of pedestrian wind comfort wind frequency and direction information derived from data measured at the Old Federal Building at 50 United Nations Plaza from 1945-1950, in accordance with guidance provided by the San Francisco Planning Department, were used to form a joint probability density of speed and direction, called a wind rose. The wind rose is shown in Figure A1 below for the data at 10 m above the ground corrected to open country.

The wind rose data were fitted to a Weibull distribution at the 10 m height of the form,

$$P_i(> U) = a_i \exp \left[ - \left( \frac{u}{C} \right)^k \right]$$

and at the pitot reference elevation ( $z_{ref} = 320$  ft)

$$P_i(> U) = a_i \exp \left[ - \left( \frac{u}{C_{ref}} \right)^k \right]$$

where  $i = 1, 16$  directions,  $a_i$  is the probability of wind coming from direction  $i$ , and  $k$  and  $C$  are variables in the Weibull distribution.  $C_{ref}$  results from the multiplication of  $C$  by the site ratio that converts the wind speeds to the reference height and also accounts for terrain category upwind of the site by means of an ESDU (2006) analysis.

The Weibull coefficients were used to predict reference wind speeds at the site for use in the prediction of pedestrian wind comfort.



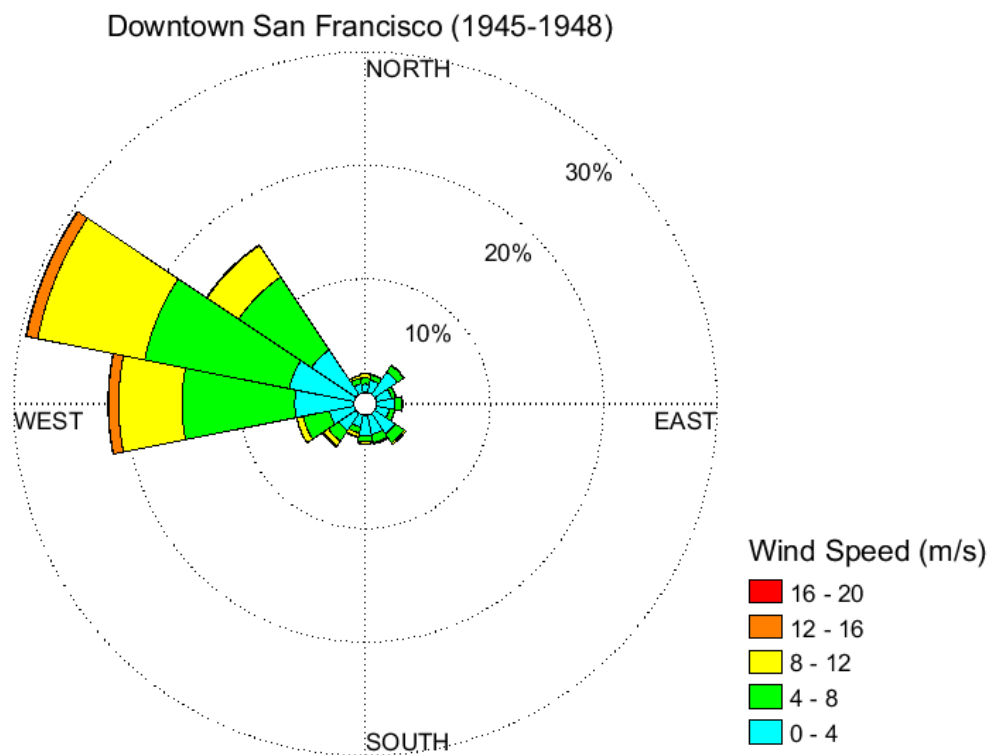


Figure A1: Downtown San Francisco Anemometer Wind Rose

*Table A2*  
*Weibull Coefficients*

Direction	a	k	C10m (mph)	site ratio	Cref (mph)
N	0.0320	1.68	7.75	1.229	9.53
NNE	0.0320	1.68	7.75	1.289	9.99
NE	0.0320	1.68	7.75	1.323	10.26
ENE	0.0320	1.68	7.75	1.412	10.94
E	0.0320	1.68	7.75	1.290	10.00
ESE	0.0320	1.68	7.75	1.471	11.40
SE	0.0320	1.68	7.75	1.362	10.56
SSE	0.0320	1.68	7.75	1.210	9.38
S	0.0320	1.68	7.75	1.157	8.96
SSW	0.0320	1.68	7.75	1.154	8.94
SW	0.0320	1.68	7.75	1.189	9.22
WSW	0.0220	2.35	10.64	1.202	12.79
W	0.3570	2.61	13.37	1.204	16.10
WNW	0.1410	2.74	15.62	1.226	19.15
NW	0.1020	2.10	12.17	1.142	13.90
NNW	0.0320	1.68	7.75	1.176	9.12

### WIND TUNNEL TEST FACILITIES

The wind tunnel testing was performed at the CPP wind engineering laboratory in Fort Collins, Colorado. Specifications for the wind tunnel used for this project are given in Figure A2. The mean velocity profile approaching the modeled area for each direction has the form:

$$\frac{U}{U_{ref}} = \left( \frac{z}{z_{ref}} \right)^n$$

in which  $U$  is the mean velocity at height  $z$ ,  $U_{ref}$  is a reference wind speed at reference height  $z_{ref}$ , and  $n$  is a constant which depends on the characteristics of the upstream roughness for each direction. The turbulence intensities are appropriate for the approach mean velocity profile(s) selected.

CPP Colorado Wind Tunnels

Dimensions

Test section length	72.0 ft (21.95 m)
Test section width	12.0 ft (3.65 m)
Ceiling height	7.83 ft (2.38 m)

Drive Specifications

Total power	200 kW
Type of drive	AC motor/12-blade axial fan
Speed control	Variable frequency drive

Flow Characteristics

Mean velocity	0 to 65 fps (0 to 20 m/s)
Boundary-layer thickness*	Up to 5.0 ft (1.5 m)
Turbulence	About 1% at entrance to test section
Longitudinal pressure gradient	Zeroed by slatted roof plenum

\*Function of boundary roughness and thickening devices at test-section entrance

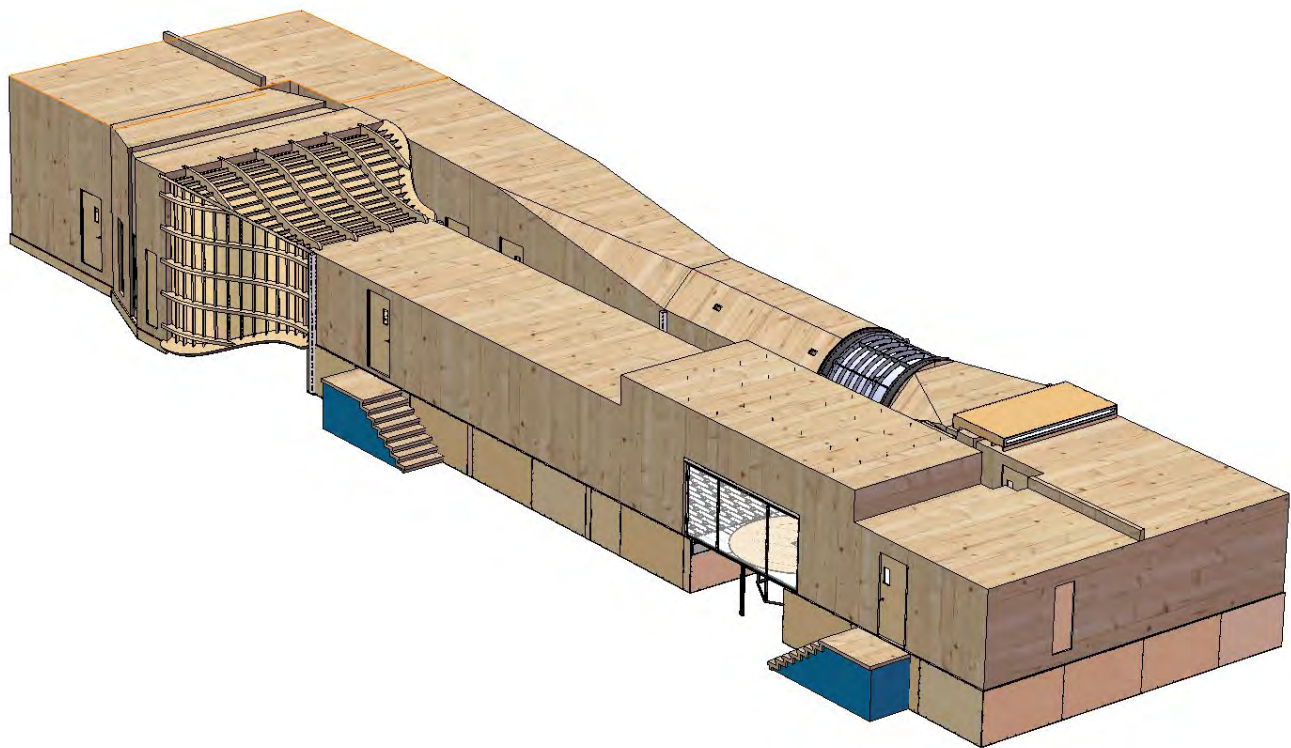


Figure A2: CPP Colorado Wind Tunnels.

**PROJECT INFORMATION SOURCES****Proximity Model**

1. Master Plan from ESA received 25 January 2019
2. Surrounding building massing updates from ESA received 22 April and 4 June 2020.
3. Google Earth.
4. Pictometry.
5. Surface and orthoimagery data from USGS.
6. Internet research for future buildings

**Test Building Model**

1. Revit model received from architects DGA; received 09 April 2020.

## REFERENCES

ESDU 01008 (2006), Computer program for wind speeds and turbulence properties: flat or hilly sites in terrain with roughness change, IHS ESDU International.

## Attachment 8:

# Addendum No. 10 to Mission Bay Final Subsequent Environmental Impact Report

## Appendix B **Shadow**







# SHADOW ANALYSIS REPORT OCII

MISSION BAY SOUTH REDEVELOPMENT  
1450 OWENS STREET PROJECT (8709/017)



Prepared By:  
**FASTCAST**

43 CORTE MADERA AVE  
MILL VALLEY CA 94941

Submitted to:  
**OFFICE OF COMMUNITY INVESTMENT AND INFRASTRUCTURE  
CITY AND COUNTY OF SAN FRANCISCO**  
1 SOUTH VAN NESS AVENUE, 5TH FLOOR  
SAN FRANCISCO, CA 94103

## Table of Contents

<b>I. Executive Summary.....</b>	<b>3</b>
<i>Summary of Findings .....</i>	<i>4</i>
<b>II. Project Introduction &amp; Context Overview .....</b>	<b>6</b>
<i>Existing Conditions.....</i>	<i>6</i>
<i>Proposed Project Description.....</i>	<i>8</i>
<b>III. Evaluation Criteria and Methodology .....</b>	<b>11</b>
<i>Regulatory Framework &amp; Evaluation Criteria.....</i>	<i>11</i>
<i>Shadow Analysis Methodology.....</i>	<i>11</i>
Definition of the Existing, Proposed, and Cumulative Scenarios.....	11
Identifying Potentially Affected Open Spaces .....	13
<i>Quantitative Evaluation – Planning Department Section 295 Approach .....</i>	<i>14</i>
Digital Dataset Used for Simulations.....	14
Quantitative Analysis and Units of Measure .....	15
Qualitative Analysis .....	15
<b>IV. Shadow Results &amp; Findings.....</b>	<b>16</b>
<i>Future P7 Owens Field .....</i>	<i>17</i>
Quantitative Results .....	17
Qualitative Analysis .....	19
<i>Future P9 Skate Park.....</i>	<i>21</i>
Quantitative Results .....	21
Qualitative Analysis .....	23
<i>Mission Creek Park.....</i>	<i>26</i>
Quantitative Results .....	27
Qualitative Analysis .....	27
<i>Mission Bay Commons.....</i>	<i>30</i>
Quantitative Results .....	31
Qualitative Analysis .....	31
<b>List of Appendices .....</b>	<b>34</b>
<i>Exhibit A: 1450 Owens BCD/SD (Draft dated March 2, 2020) .....</i>	<i>34</i>
<i>Exhibit B: Quantitative Results .....</i>	<i>34</i>
<i>Exhibit C: Graphical Shadow Projections .....</i>	<i>34</i>
<b>Notes .....</b>	<b>35</b>

## I. Executive Summary

Fastcast has conducted a detailed review of the potential shadow impacts from the proposed project at 1450 Owens Street. The specific site includes Block 41-43, Lot 7 (“1450 Owens Street”), as defined by the Mission Bay South Redevelopment Plan. This report provides a quantitative and qualitative analysis of sunlight access issues related to existing and future parks and open spaces in the vicinity of the project site. Direction and oversight of this report is ongoing by the Office for Community Investment and Infrastructure (OCII).

The potential shadow impact arising from all proposed structures should be analyzed so that the analysis can serve as a technical review document in compliance with the California Environmental Quality Act (“CEQA”). OCII has directed that this analysis be consistent with established methodologies under Section 295 of the San Francisco Planning Code. Section 295, also referred to as the Sunlight Ordinance, defines quantitative and qualitative shadow impact analysis that are required to be performed on public open spaces under the jurisdiction of the San Francisco Recreation and Parks Department (“RPD”).

Development on the proposed project site was analyzed by comparing the net new shadow impacts arising from the proposed project against an Existing Baseline scenario. The Existing Baseline data set encompasses a set of existing and anticipated structures that represents a reasonable base case of the shadow impacts that would occur without the proposed structure. Details of what is included in the Existing Baseline can be found in the [Shadow Analysis Methodology](#) discussion in Section III of this report.

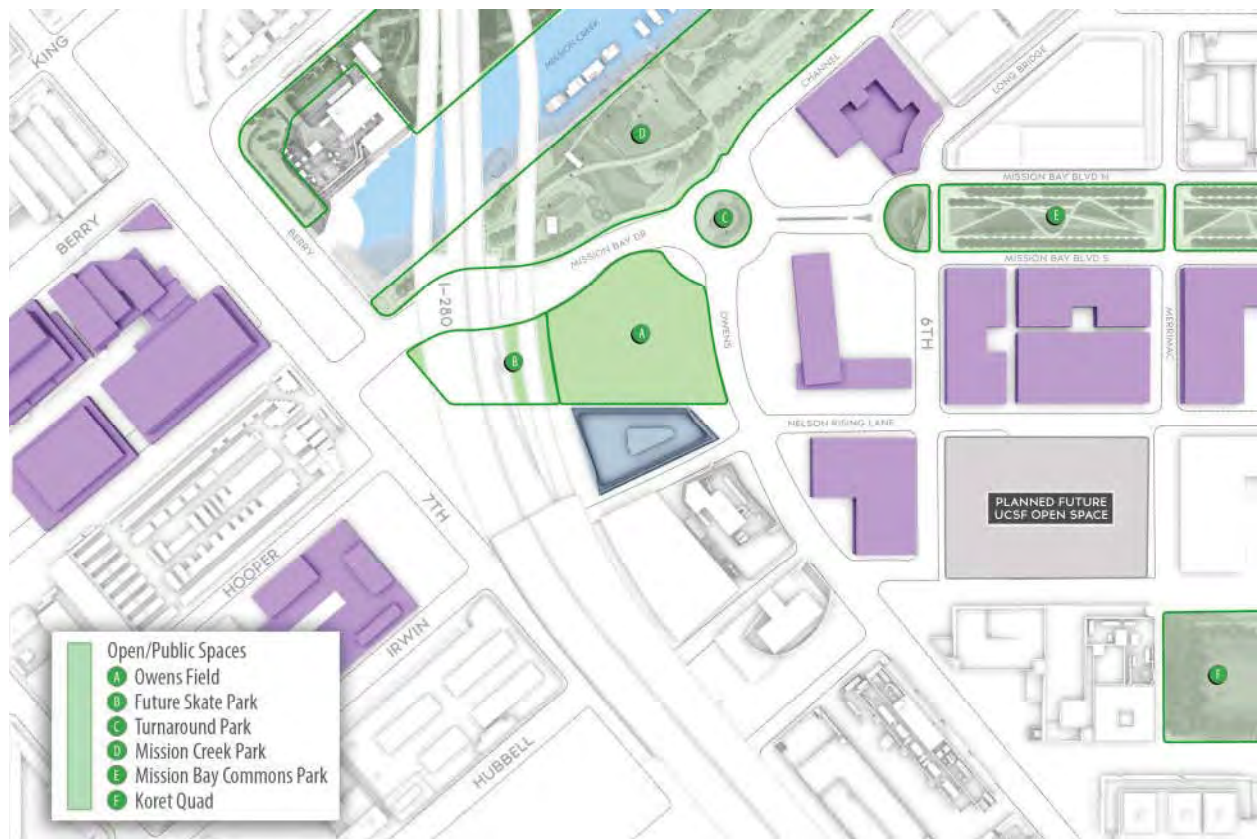


Figure 1: 1450 Owens Street site within the Mission Bay South Plan area.

■ Indicates anticipated structures in the vicinity of the project site that are *not* included in the **Existing Baseline** dataset.

## Summary of Findings

This analysis found no shadow impact on any open spaces under RPD jurisdiction.

Based on the results of the shadow fan analysis, 4 nearby public open spaces that are not under current or anticipated RPD jurisdiction were identified as being affected by new shadow from the project:

- **Future Owens Field** (Block P7)
- **Future Skate Park** (Block P9)
- **Mission Creek Park**
- **Mission Bay Commons**

A summary of overall shadow results for each park and scenario is shown in Table 1 below.

Analysis Scenario	Future P7 Owens Field 1.95 Acres	Future P9 Skate Park 0.91 Acres	Mission Creek Park 20.78 Acres	Mission Bay Commons 6.40 Acres
Total shadow: <b>Existing Baseline</b>	10.89%	88.18%	27.8%	14.30%
Total shadow: <b>Existing Baseline + Proposed Project</b>	24.34%	89.63%	27.8%	14.34%
<i>Net new shadow due to <b>Proposed Project</b></i>	13.45%	1.45%	0.008%	0.03%
Total shadow: Existing + Proposed Project + Cumulative	28.41%	89.86%	28.84%	24.96%

*Table 1: Quantitative Overview of Shadow Results, shown as a % of Theoretical Annual Available Sunlight (TAAS)*

Additional details on the methodology of the analysis are described in [Section III. Evaluation Criteria and Methodology.](#)

Detailed analysis of each of the open spaces listed in Table 1 can be found in [Section IV. Shadow Results & Findings.](#)



## II. Project Introduction & Context Overview

### Existing Conditions

Before 1998, Mission Bay was characterized by low-intensity industrial development and vacant land. Since adoption of the North and South Plans in 1998, Mission Bay has undergone redevelopment into a mixture of residential, commercial (light industrial, research and development, laboratories, and offices), retail, and educational/institutional uses and open space.

As of May 2020, 5,908 housing units (including 1,310 affordable units) of the planned 6,514 housing units within Mission Bay (roughly 91 percent) are complete, with another 152 affordable units under construction. Regarding office and laboratory space, approximately 3.1 million square feet of the planned 3.5 million square feet in the overall Mission Bay Plans area (approximately 88 percent) is complete, with the remaining 0.4 million square feet under construction. Approximately 539,000 square feet of the 560,000 planned leasable square feet of retail space (approximately 96 percent) is also complete, and the new Golden State Warriors' Event Center is also nearing completion. More than 23 acres of parks and open space of the planned 41 acres within Mission Bay are complete (approximately 57 percent) with 7 acres under construction and 10 acres planned. The South Plan area also includes the new University of California-San Francisco Medical Center and associated development.

As shown in Figure 2, the approximately 1.13-acre 1450 Owens Street project site is located on Blocks 41-43, Lot 7 within the Mission Bay South Redevelopment Plan area ("South Plan Area"). The trapezoidal project site is bounded by I-280 to the west, "A" Street to the south, Owens Street to the east, and the site of the future Owens Park to the north. Owens Street is a minor north-south arterial roadway in the Plan area. "A" Street is a private east-west road that connects to other private roads on Blocks 41-43 and to Owens Street.

The site is relatively level, with the existing site grades ranging from approximately -0.4 foot to +1.4 feet San Francisco City Datum. The site is currently paved and used as surface parking for Mission Bay Shuttle buses.

Pursuant to the South Plan and the Mission Bay South Design for Development, development on the project site is permitted to a maximum height of approximately 39 feet, based on the height of the existing adjacent elevated I-280 freeway.

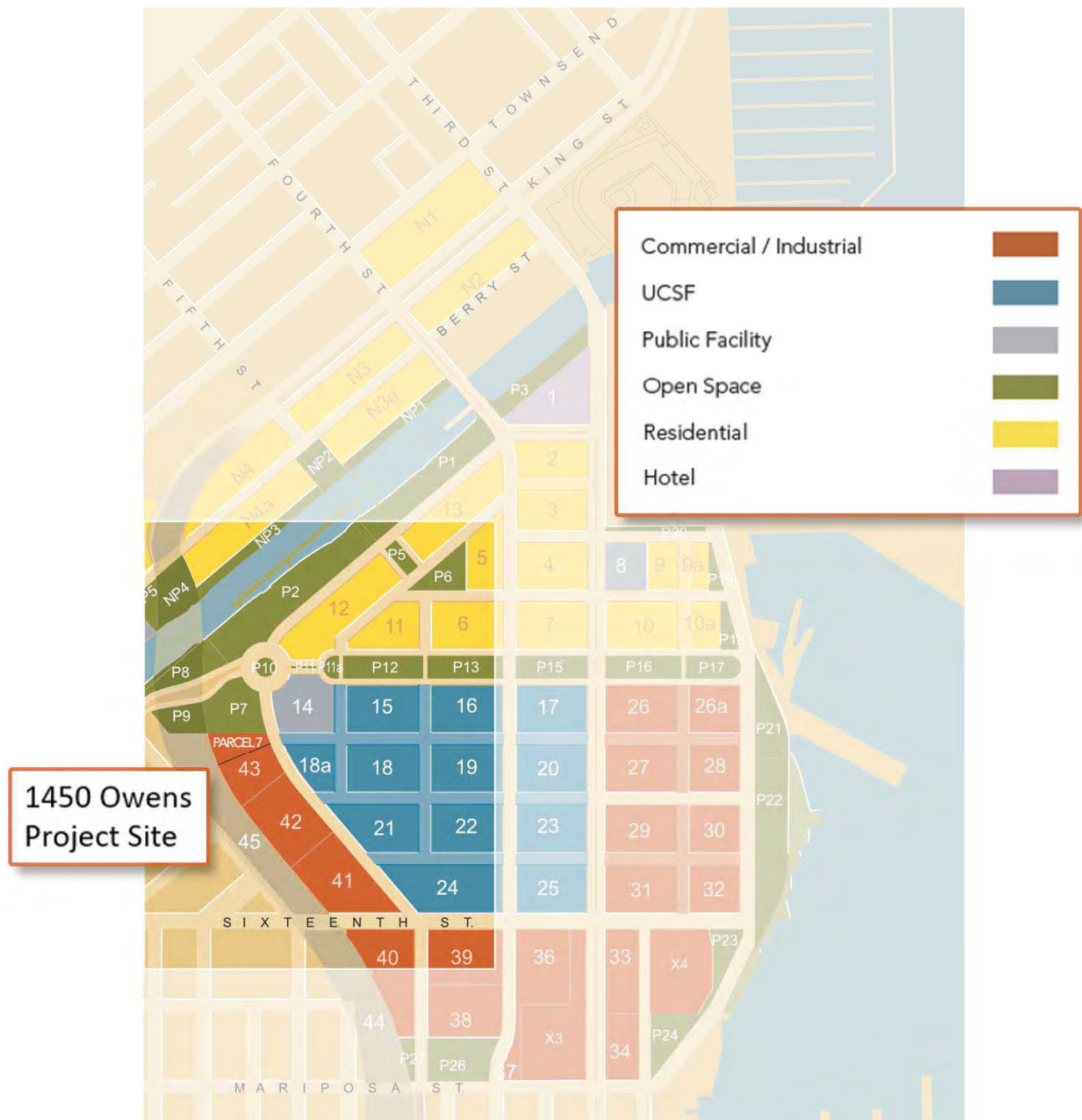


Figure 2: 1450 Owens Street Site within Mission Bay Plan Area. See Exhibit A.

## Proposed Project Description



*Figure 3: Rendering of Proposed 1450 Owens Project from North*

The project sponsor (ARE-San Francisco No.15, LLC) is seeking the following amendments to the South Plan:

- Increase the Office/Commercial floor area in the Plan's Zone A by 170,000 square feet (3.4 percent of the Office/Commercial allocation of Zone A and 2.8 percent of the Plan's total Office/Commercial floor area),
- Allocate that space to the proposed project,
- Amend the Mission Bay South Design for Development ("D for D") so as to increase the site's height limit from approximately 39 feet (currently based on the height of the adjacent elevated I-280 freeway, in accordance with the D for D) to 109 feet (not including an additional 20-foot rooftop mechanical enclosure) and other amendments to accommodate the building design,
- Amend the previously approved Major Phase Application for Blocks 41-43,
- Approval of the new Basic Concept and Schematic Design shown in Exhibit A, and
- Allocation of office square footage under the City's Office Development Annual Limit, including design review.



The proposed project would include the construction of a mixed-use life sciences facility consisting of approximately 131,000 gross square feet (gsf) of life sciences research and development (R&D) space; up to 49,998 gsf of office space; and 2,600 gsf of ground-floor retail space. The R&D space would include life science laboratories and accessory office space, a life sciences incubator space, and an event/conference center. The site plan is presented in Figure 4.

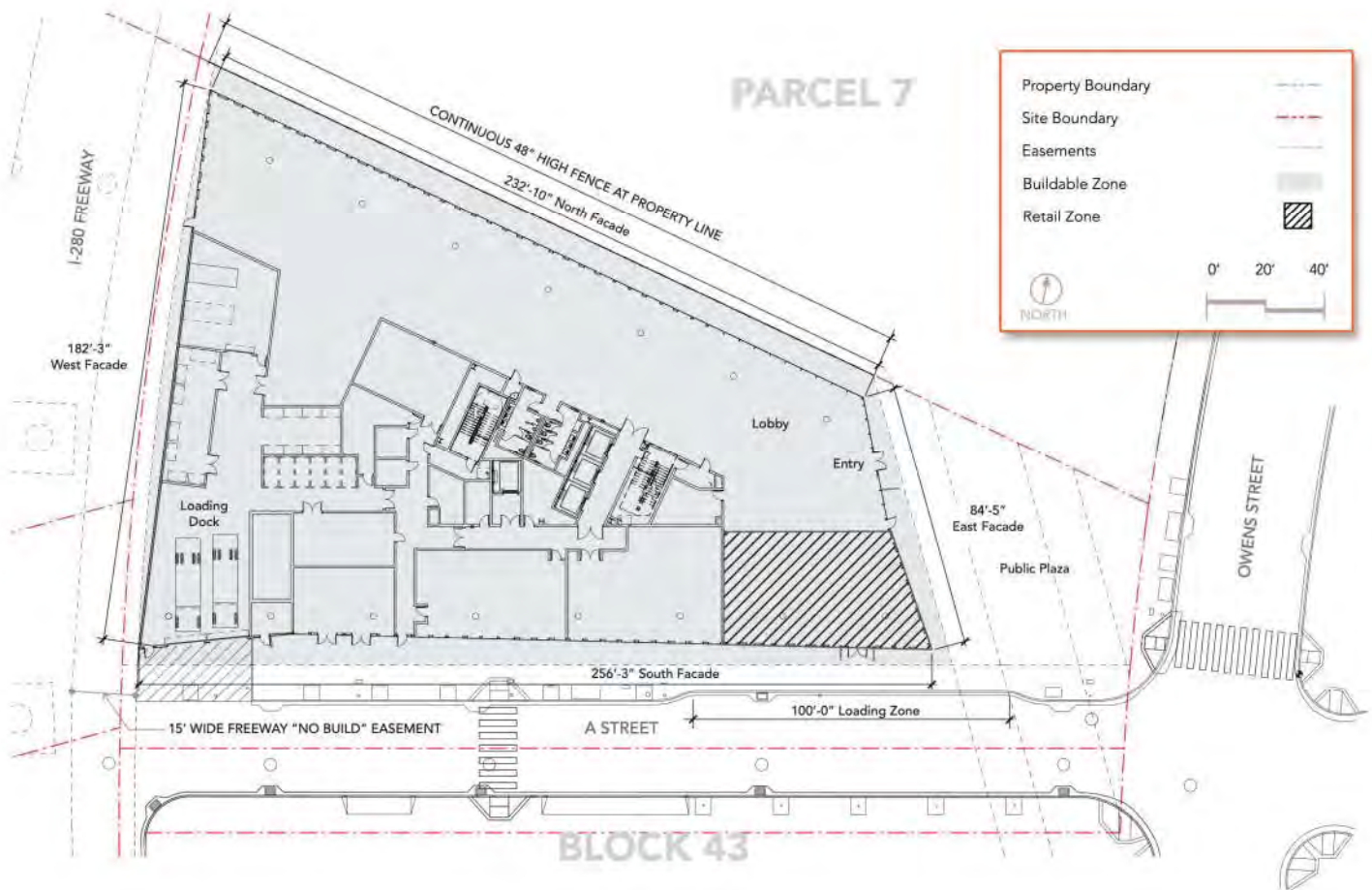


Figure 4: 1450 Owens Street Site Plan. See Exhibit A.

The seven-story building would have a maximum height of 109 feet (not including a parapet and a 20-foot rooftop mechanical enclosure). This would represent an increase from the existing approximately 39-foot height limit under the Approved Plan. The mechanical enclosure was included in the shadow analysis. (See Figure 5.) Table 2 presents the project characteristics.

Scheme: 109 ft. Maximum Tower Height with 20 ft. Mechanical Enclosure	
Proposed Uses	Size and Character
Research & Development	131,000 sf
Office	49,998 sf
Retail	2,600 sf
Total Building	Up to 183,598 sf
Open Space	Publicly accessible on Owens Street
Number of Stories	7

Table 2: Project Summary by Use

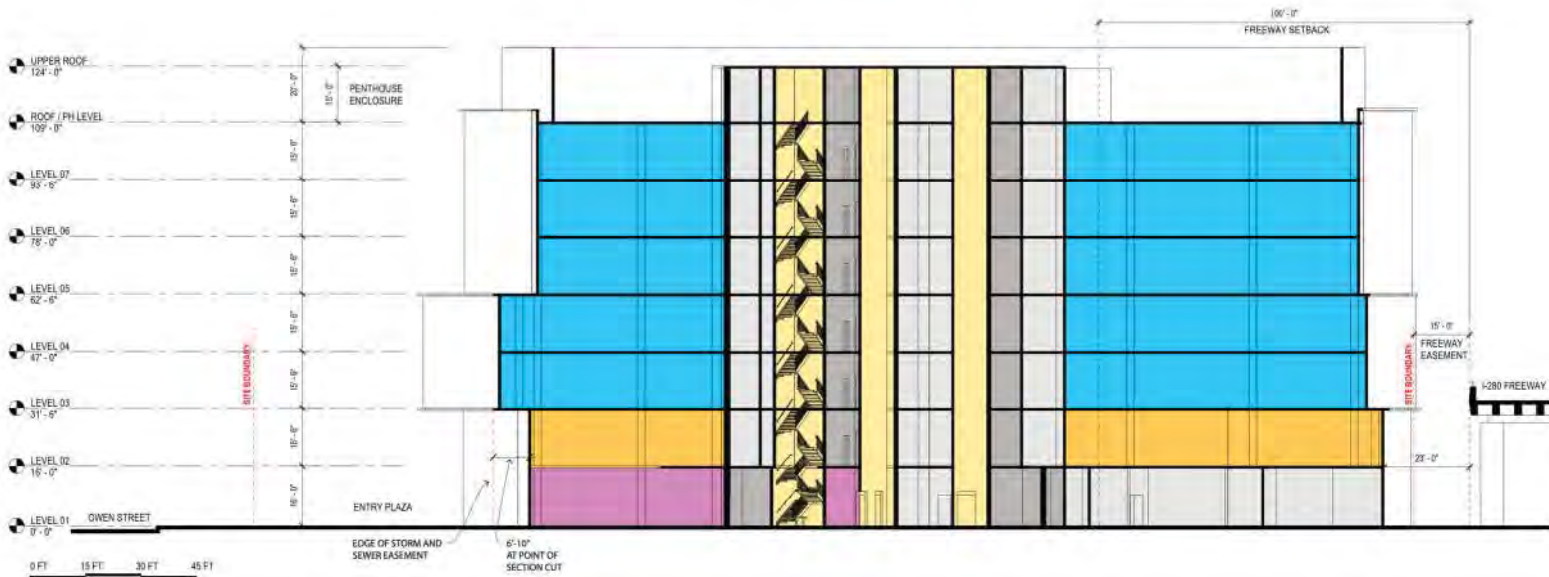


Figure 5: 1450 Owens Street Building Section. See Exhibit A.

### III. Evaluation Criteria and Methodology

#### Regulatory Framework & Evaluation Criteria

In accordance with California Community Redevelopment Law, when the Board of Supervisors approved the South Plan in 1998, land use and zoning approvals within Mission Bay came under the jurisdiction of the former Redevelopment Agency, now OCII.

The primary development controls for the South Plan Area are the South Plan and the South “D for D”, which together specify development standards for the 1450 Owens Street site at Blocks 41-43, Lot 7. These encompass standards and guidelines for height, setbacks, and site coverage. Together, the South Plan and South D for D supersede the City’s Planning Code, except as otherwise specifically provided in those documents and associated documents for implementing the Plans.

#### Shadow Analysis Methodology

This shadow analysis for the proposed 1450 Owens project was performed by Fastcast under the direction of OCII. Using a geolocated 3D digital model of the two project scenarios described in detail below, along with all existing structures within a potential shadow area, Fastcast conducted a comprehensive series of digital simulations to locate and quantify projected shadow conditions representing essentially every time of day for every day of the year. The methodology employed follows the methodology defined by Planning Code Section 295, the “Sunlight Ordinance”.<sup>1</sup> The results of this analysis are documented below in terms of both qualitative impacts (per CEQA guidelines) and quantitative effects (per Section 295 methodology).

#### *Definition of the Existing, Proposed, and Cumulative Scenarios*

The San Francisco geolocated 3D digital shadow model used in this study compared the shadow impacts arising from the proposed project to the shadow impacts that would occur under an Existing Baseline scenario. The increased shadow from the proposed project is referred to as the “net new” shadow produced by the proposed project. This analysis also presents total new shadow, compared to the Existing Baseline, with the addition of Cumulative development.

##### 1. Existing Baseline

In addition to existing structures that are already in place in the surrounding area, the Existing Baseline includes:

- a. The 39 ft. structure height that is allowed on the project site as part of the South Plan and D for D.
- b. All development currently under construction in the South Plan Area, including the Uber office buildings, the Block 1 hotel, and affordable housing on Block 6W.

## **2. Existing Baseline plus Proposed Project**

- c. This scenario adds shadow cast by the proposed project to the Existing Baseline scenario.

## **3. Cumulative**

The Cumulative scenario represents buildout of the South Plan Area. In addition to the Existing Baseline scenario and the proposed project, it includes:

- d. The anticipated massing for a new structure at Block 12W
- e. A San Francisco Unified School district school on Block 14W, assuming a building mass at the Plan-approved height of 90 feet.<sup>2</sup>
- f. The buildout of UCSF buildings on Blocks 15, 16, and 18A, as approved in the Plan.
- g. The recently approved hotel at the Golden State Warriors' Event Center site.
- h. Two new developments outside of the Plan Area but in the vicinity of the proposed project: the proposed Recology site project at 900 7th Street and the approved California College of the Arts project at 1140 7th Street/1111 8th Street. These two projects are included in the cumulative scenario as they would extend to heights up to 200 feet and would cast shadow on the parks in the South Plan Area.

### Identifying Potentially Affected Open Spaces

At the outset of the analysis, Fastcast generated a “Shadow Fan” diagram to identify the maximum potential reach of new shadows generated by the proposed development on the project site. This shadow fan is shown in red in Figure 6 below.

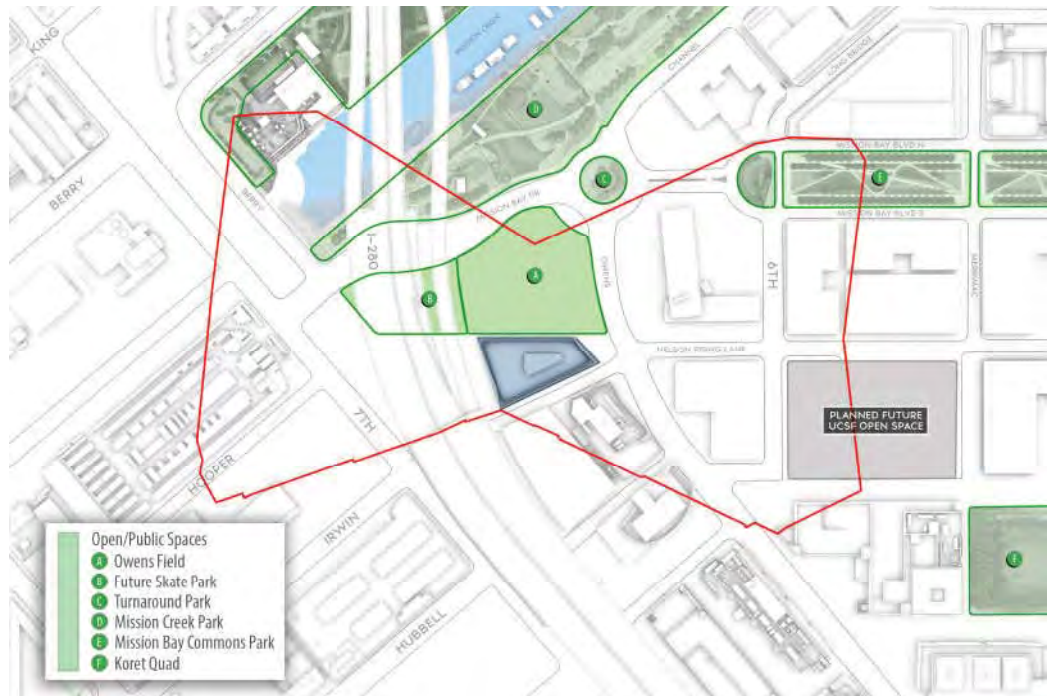


Figure 6: 1450 Owens Street Initial Shadow Fan

A shadow fan generated in this way and ignoring the substantial shadow impacts from existing buildings represents the theoretical “worst case” scenario for how far from the project site shadow impacts could possibly occur. Any open space within the boundary *might possibly* be affected by new shadow from the project, but conversely any open space outside the boundary can be eliminated as a sunlight access concern.

The shadow fan identified four relevant publicly accessible open spaces within its borders. Each of these four public spaces is analyzed in detail in [Section IV: Shadow Results & Findings](#).



## Quantitative Evaluation – Planning Department Section 295 Approach

The shadow impacts of the proposed project, analyzed against the Existing Baseline impacts, were evaluated relative to each of the 4 identified open spaces consistent with the methodology defined in Section 295. This methodology reasonably simulates the shadow impact of each scenario for every day of the year.

### *Digital Dataset Used for Simulations*

Fastcast developed a 3D computer model representative of the built environment of the South Plan Area and surrounding neighborhood. This virtual model includes all existing and assumed structures, freeway ramps and bridges and all existing and future open spaces ground planes. Utilizing this detailed data model in association with in-house sunlight simulation software, existing and proposed project shadows are simulated and results calculated at 15-minute intervals from 1 hour after sunrise to 1 hour prior to sunset, every 7 days, between the summer and winter solstice. Based on these results the overall potential proposed project shadow impacts are tabulated and expressed as a percentage of the annual available sunlight of the target open spaces. Detailed descriptions of the units of measure are defined below.

Shadow simulations for the three building scenarios (“Existing,” “Proposed,” and “Cumulative”) were generated for each of the four identified open spaces on fifteen-minute intervals, beginning one hour after sunrise and ending one hour before sunset.<sup>3</sup> To account for variations in the movement of the sun through the seasons of the year, daily study sets are generated with solar angle data representing every week from June 21st through December 20th.<sup>4</sup> This half-year encompassing the Summer and Fall seasons is referred to as the “solar year”, since it is statistically representative of the full annual celestial path of the sun. During the other half of the year (i.e. in winter and spring), the sun’s movement across the sky mirrors its movement in Summer and Fall. For this reason, the sun angles for the other half of the calendar year (December 21st through June 20th) are not calculated again. Instead, a multiplier is used to align the sample results into calendar year units. Representative mirror dates are called out in all graphics and exhibits. (Note that using a multiplier does not change the percentages of increased shadow reported.)

Quantitative findings (how large the shadows would be and when they would occur) as well as qualitative findings (what activities occur in the open spaces, and how well-used are the affected spaces) are presented. The raw data from these multiple projections (over 2,000 separate computer simulations in total) comprise shadow projection diagrams and tabular data for each simulation performed. This dataset, supplemented by on-site investigations of each open space by Fastcast, form the basis for the quantitative and qualitative analyses described below.

As an aid to understanding the differential impacts at different times of the year, and pursuant to established requirements, shadow diagrams depicting Existing and Proposed project shadow are provided for the winter solstice (December 21), Summer Solstice

(June 21) and both the Spring and Fall Equinox (March 21 and September 21, respectively). On these defined days, shadows are shown on an hourly basis from one hour after sunrise to one hour before sunset. These exhibits can be viewed below in Exhibit C: Detailed Shadow Diagrams.

### *Quantitative Analysis and Units of Measure*

The detailed numerical results of the Quantitative Analysis are summarized for each affected open space in [Section IV. Shadow Results & Findings](#) of this report. Those tables make use of the following metrics:

- **Square Foot Hours (“SFH”):** Defined as a unit of measure of shadows over time as established by the Sunlight Ordinance. A square foot hour is a unit of measure determining the amount of sunlight or shade on a single square foot of open space for one hour in duration.
- **Theoretical Annual Available Sunlight (“TAAS”):** The total square foot hours of sunlight on a park are determined by multiplying the square footage of the park by 3,721 which is the total number of hours annually covered under Section 295. This product of this calculation is the known as the TAAS.

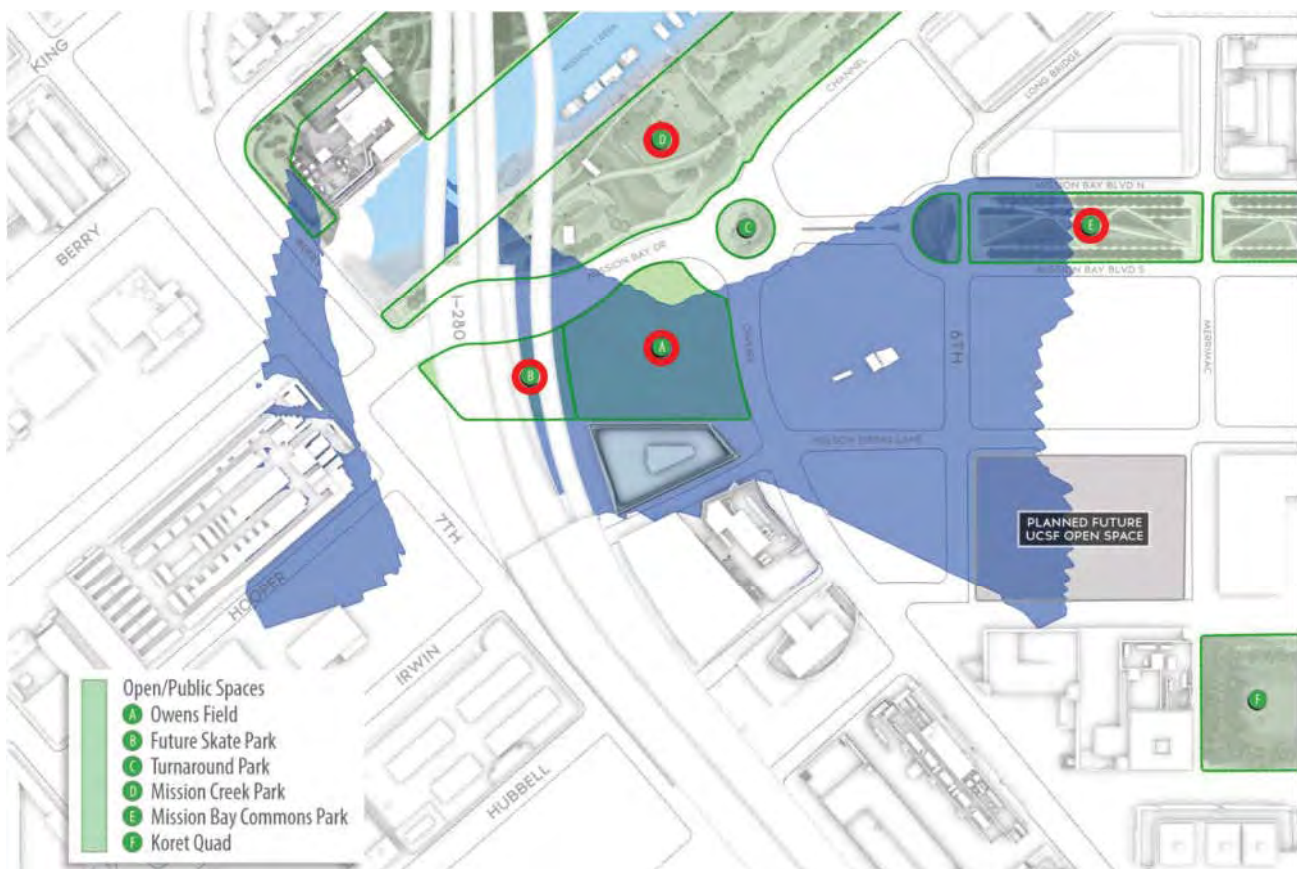
### *Qualitative Analysis*

Based on the results of the quantitative analysis, potential qualitative shadow effects on users in the affected open spaces are evaluated in terms of potential new shadow size, duration and affected area to determine if the overall shadow effects qualify as “adverse” to the specific activities and overall usage experience of the open space. Site visits were conducted to provide supporting information. It should be noted the future Owens Field is not yet designed and is earmarked for “a variety of zones for active recreation, such as softball field [P7], and in areas under the freeway [P9], noisy recreation such as skateboarding, rollerblading, basketball, etc.”<sup>5</sup>

## IV. Shadow Results & Findings

As described above, a preliminary shadow fan analysis indicated that four South Plan Area open spaces might potentially be affected by the proposed project at 1450 Owens Street.<sup>6</sup> To ascertain whether or not these open spaces would in fact be affected by the proposed project, Fastcast performed an additional, more detailed analysis that took into account shadows already cast by Existing Baseline structures.

This more detailed analysis – essentially a refinement of the shadow fan shown earlier in Figure 6 -- indicated that net new shadow from the proposed project would occur at some times of the year in the areas shown in blue in Figure 7. The net new shadow map confirmed that each of the four previously identified open spaces required further analysis.



*Figure 7: Areas surrounding 1450 Owens Street that would receive net new shadow at any time of the year from the proposed project (dark blue).*



## Future P7 Owens Field

The Future P7 Owens Field consists of approximately 1.95 acres and will be developed to accommodate a variety of zones for active recreation such as a softball field. The design for Owens Field has yet to be developed and therefore no additional information is available on the proposed design configuration or programming. The proposed 1450 Owens Street building would be immediately south of the field, as shown in Figure 7 and depicted in Figure 8.



*Figure 8: Rendering of 1450 Owens Street, looking southeast from across Future P7 Owens Field*

### *Quantitative Results*

The Future P7 Owens Field has a total area of approximately 85,031 square feet. Under the Existing Baseline scenario, which includes the approved 39 ft. structure on the project site, the park receives 34,466,272 square foot hours (sfh) of shade annually. Based on a Theoretical Annual Available Sunlight (TAAS) of 316,433,176 sfh, the Existing Baseline shades the park 10.89% of its theoretical maximum. Under the Existing Baseline, shadow is cast by the approved 39-foot-tall building on the project site and, in the afternoon, by the elevated I-280 freeway.

Compared to the Existing Baseline, the proposed 1450 Owens project would contribute an additional 42,557,756 sfh (13.45%) net new shading on the Future P7 Owens Field, year-round. The total shade on the Future P7 Owens Field would therefore increase from 10.89% annually under the Existing Baseline to 24.34% annually with the proposed project. See Table 3.

## Future P7 Owens Field

THEORETICAL ANNUAL AVAILABLE SUNLIGHT (TAAS)	
Area of Future P7 Owens Field	85,031 sf
Hours of annual available sunlight	3,721.4 hrs
TAAS for Future P7 Owens Field	316,433,176 sfh

EXISTING BASELINE	EXISTING BASELINE
Existing annual total shading on park (sfh)	34,466,272 sfh
Existing shading as percentage of TAAS	10.89%

PROPOSED PROJECT	EXISTING BASELINE + PROPOSED PROJECT
New annual shading from Project only (sfh)	42,557,756 sfh
Shading from Project only (% TAAS)	13.45%
Total annual shading Existing + Project (sfh)	77,024,028 sfh
Shading from Existing + Project (% TAAS)	24.34%
Number of days when new Project shading occurs	365 days annually
Dates when new Project shading occurs	January 1 - December 31
Range in size of new shadow (sf)	1.0 to 43,207 sf (up to 50.81%)
Annual range of duration of new shadows	Approx. 6 hrs, 30 min to 10 hrs, 28 mins
Average daily duration of new shadow (when present)	Approx. 8 hrs, 26 mins
Date and time of maximum instantaneous shading	December 20, 11:45 a.m.
Maximum new instantaneous shadow (sf)	43,207 sf
Percent of park shaded at time of maximum shading	50.81%
Duration of shading on date of maximum shading	Approx. 7 hrs, 35 mins

EXISTING + PROJECT + CUMULATIVE	
Total cumulative annual shading (sfh)	89,890,645 sfh
Cumulative shading (% TAAS)	28.41%

*Table 3: Summary of Quantitative results, Future P7 Owens Field*

Due to its location directly north of the project site, the Future P7 Owens Field would experience net new shadow all year round, averaging approximately 8.5 hours of net new shadow each day. During the summer months, net new shadow begins to appear on the park from approximately 8:00 a.m. to 9:45 a.m. in the morning, and moves off the park between approximately 4:00 p.m. and 5:45 p.m. in the afternoon. In the winter months, net new shadow appears on most days an hour after sunrise and persists until an hour before sunset.

The day of maximum net new shading from the proposed 1450 Owens project would occur on December 20 (No Mirror Date). At 11:45 a.m. on this date, the area of net new shadow reached its maximum of 43,207 sf (50.81% of the park area), as shown in Figure 9.

Under Cumulative conditions, the park would receive a total of 89,890,645 sfh of shadow, equivalent to 28.41% of TASS.

A full set of shadow projection graphics showing all existing and new shadow results are available in Exhibits C.1 and C.2, and quantitative shadow calculations are included as Exhibit B.1, B.5 and B.9.

### *Qualitative Analysis*

The Future P7 Owens Field consists of approximately 1.95 acres. The park will be developed to accommodate a variety of zones for active recreation such as a softball field, though a final design and layout of the park has not been finalized.

Each day, year round, net new shadow would fall on the western portion of the field in the morning hours and move in an easterly direction, until only covering a small portion of the southeastern edge of the field around late evening/sunset hours.

The park would see its greatest net new shadows around mid-day every day, though the amount of net new shadow varies considerably at different days of the year:

- During the 3-month period around the summer solstice, the maximum net new shadow is never greater than 7,207 sf (8.5% of the area of the park, occurring on August 2/May 10 at 1:15 pm).
- During the 3-month period surrounding the Spring/Fall equinoxes, the maximum net new shadow is 31,233 sf (36.7% of the area of the park, occurring on November 1/February 8 at noon).
- During the 3-month period surrounding the winter solstice, the maximum net new shadow reaches its yearly maximum at 43,206 sf (50.8% of the park, occurring on December 20).

Given the proposed use of the Future Owens Field as an active recreation space, where users will be more focused on the activity in which they are engaged and less so on the weather, it is anticipated that such recreational use is less likely to be precluded or adversely affected by shading than more passive outdoor activities, such as sunbathing or picnicking. It is noted, for example, that softball games are often played at night, when there is no sunlight at all.<sup>7</sup> Therefore, it is judged that shadow from the proposed project would not substantially and adversely affect the future use of this open space.

# C1 1450 OWENS STREET - GREATEST IMPACT ON FUTURE P7 OWENS FIELD

Winter Solstice (No Mirror Date)



WINTER SOLSTICE (NO MIRROR DATE)  
DECEMBER 21

11:45 AM

## LEGEND

- |                                   |                          |
|-----------------------------------|--------------------------|
| Existing Structures               | Open/Public Spaces       |
| 1450 Owens Street Project         | Owens Field              |
| Existing Shadows                  | Future Skate Park        |
| Proposed Project's Net New Shadow | Turnaround Park          |
|                                   | Mission Creek Park       |
|                                   | Mission Bay Commons Park |

FASTCAST | 1450 OWENS STREET | JUNE, 2020

Figure 9: Proposed project greatest impact on Future P7 Owens Field.

## Future P9 Skate Park

The Future P9 Skate Park is a proposed 0.91-acre open space targeted for more noisy activities such as basketball, skateboarding etc.

### *Quantitative Results*

The Future P9 Skate Park has a total area of approximately 39,705 square feet. Under the Existing Baseline scenario, the park receives 130,294,166 sfh of shade annually. Based on a Theoretical Annual Available Sunlight (TAAS) of 147,758,838 sfh, the Existing Baseline already shades the park 88.18% of its theoretical maximum. Much of the existing shadow is cast by the elevated I-280 freeway, which covers nearly the entire park.

Compared to the Existing Baseline, the proposed 1450 Owens project would contribute an additional 2,141,657 sfh (1.45%) new shading on the Future P9 Skate Park, 12 months out of the year, between January 1 and December 31. The total shade on the Future P9 Skate Park would therefore increase from 88.18% annually under the Existing Baseline to 89.63% annually with the proposed project. See Table 4.

The day of maximum net new shading from the proposed 1450 Owens project would occur on October 18 (February 22 mirror). At 9:00 a.m. on this date, the net new shadow from the proposed project reached its a maximum of 5,995 sf (15.1% of the park area) as shown in Figure 10.

Under Cumulative conditions, the park would receive a total of 132,773,078 sfh of shadow, equivalent to 89.86% of TASS.

A full set of shadow projection graphics showing all existing and new shadow results are available in Exhibits C.1 and C.2, and quantitative shadow calculations are included as Exhibit B.4, B.8, and B.12.

## Future P9 Skate Park

THEORETICAL ANNUAL AVAILABLE SUNLIGHT (TAAS)	
Area of Future P9 Skate Park	39,705 sf
Hours of annual available sunlight	3,721.4 hrs
TAAS for the Future P9 Skate Park	147,758,838 sfh

EXISTING BASELINE	
Existing annual total shading on park (sfh)	130,294,166 sfh
Existing shading as percentage of TAAS	88.18%

EXISTING BASELINE + PROPOSED PROJECT	
New annual shading from Project only (sfh)	2,141,657 sfh
Shading from Project only (% TAAS)	1.45%
Total annual shading Existing + Project (sfh)	132,435,824 sfh
Shading from Existing + Project (% TAAS)	89.63%
Number of days when new Project shading occurs	365 days annually
Dates when new Project shading occurs	January 1 – December 31
Range in size of new shadow (sf)	0.25 sf to 5,995 sf (up to 15.1%)
Annual range of duration of new shadows	Approx. 2 hrs, 15 mins to 4 hrs, 41 mins
Average daily duration of new shadow (when present)	Approx. 3 hrs, 23 mins
Date and time of maximum instantaneous shadow	October 18, 9:00 a.m.
Maximum instantaneous shadow (sf)	5,995 sf
Percent of park shaded at time of maximum shading	15.1%
Duration of shading on date of maximum shading	Approx. 3 hrs, 29 mins

EXISTING + PROJECT + CUMULATIVE	
Total cumulative annual shading (sfh)	132,773,0783 sfh
Cumulative shading (% TAAS)	89.86%

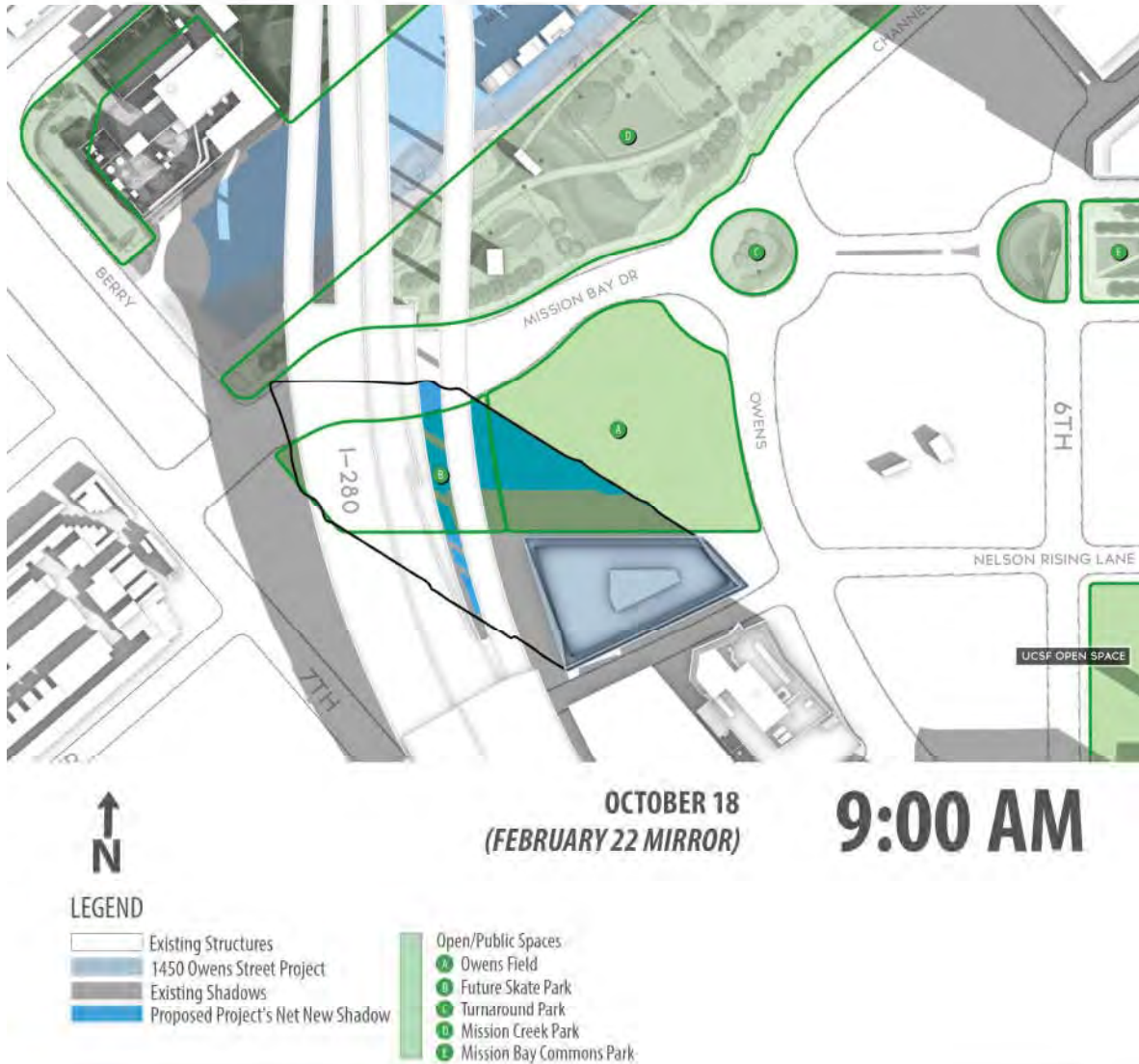
*Table 4: Summary of Quantitative results, Future P9 Skate Park*



# C1

## 1450 OWENS STREET - GREATEST IMPACT ON FUTURE P9 SKATE PARK

October 18 (February 22 Mirror Date)



FASTCAST | 1450 OWENS STREET | JUNE, 2020

Figure 10: Proposed project's greatest impact on Future P9 Skate Park

### Qualitative Analysis

The Future P9 Skate Park is preliminarily planned for hard court activity such as skateboarding, rollerblading, and basketball. The preliminary programming is similar to those successfully in operation under the freeway within the North Plan Area as seen at the Mission Creek Park on Plan parcels N4 and N5 (see Figure 11).<sup>8</sup>



*Figure 11: Mission Creek Park under-freeway activity area.*

The proposed 1450 Owens Street project would contribute a small amount of short-duration shadow coverage on the Future P9 Skate Park. Much of this area is already subject to existing shadowing from the elevated I-280 freeway.

During the months around the Summer Solstice, May – July, net new shadow from the proposed project would begin at 9:15 a.m. at the earliest and last until 12:15 p.m. at the latest. Net new shadow would fall on the southernmost section of the Future P9 Skate Park starting in the morning and move in an easterly direction until it leaves the skate during the mid-day hours.

During the months around the Spring/Fall Equinoxes, August – October, & February – April, net new shadow from the proposed project would begin at 7:44 a.m. (Sunrise +1hr) and last until 12:15 p.m. at the latest. Net new shadow would fall on the western portion of the Future P9 Skate Park in the morning hours and move in an easterly direction, until only covering a small portion of the eastern edge of the park and persisting until about noon.

During the months around the winter solstice, November – January, net new shadow from the proposed project would begin at 7:45 a.m. and last until 10:45 a.m. at the latest. Net new shadow would cover the northern portion of the skate park in the morning hours and move in an easterly direction until leaving the park by late morning.



As with Future P7 Owens Field analyzed above, the proposed use of the Future P9 Skate Park as an active recreation space suggests that use of the open space is unlikely to be precluded or adversely affected by shading. In addition, this open space is already predominantly in shadow during the day, making it doubtful that users would notice the relatively minor increase in shading. Therefore, it is judged that shadow from the proposed project would not substantially and adversely affect the future use of this open space.

## Mission Creek Park

Mission Creek Park is a 20.78-acre existing park situated along the north and south sides of the Mission Creek Channel in the Mission Bay North & Mission Bay South Redevelopment Plan Areas. The north side of the park is bounded by Berry Street and future residential development, and the south side by Channel Street and future residential development (see Figure 12).

A houseboat community is located between the north and south sides of the park within the Mission Bay Creek. A series of special functional areas and gathering spaces sit along the length of the park to accommodate this, and a range of other park uses. The park consists of many walkways, community gardens, informal gathering spaces, benches, and other public features. It also contains a small amphitheater, an off-leash dog play area at the end of Berry Street, a boat launch, sporting courts and facilities, and public restrooms adjacent to a pavilion. Mission Creek Park is owned by OCII and is open every day from sunrise to 10:00 p.m.



*Figure 12: Mission Creek Park*



### *Quantitative Results*

Mission Creek Park has a total area of approximately 905,085 square feet. Under the Existing Baseline scenario, it receives 936,193,016 sfh of shade annually. Based on a Theoretical Annual Available Sunlight (TAAS) of 3,368,183,691 sfh, the Existing Baseline already shades the park 27.8% of its theoretical maximum.

Compared to the Existing Baseline, the proposed 1450 Owens project would contribute an additional 257,637 sfh (0.008%) new shading on the Mission Creek Park, with net new shadow appearing for less than 3.5 winter months between November 1 and February 8. The total shade on the Mission Creek Park would therefore increase less than 0.001% to approximately 27.8% annually with the proposed project. See Table 5.

The day of maximum shading by area from the proposed project would occur on December 20. At 9:00 a.m. on this date, net new shadow was at its maximum of 5,578 sf (0.62% of the park), as shown in Figure 13.

Under Cumulative conditions, the park would receive a total of 971,492,801 sfh of shadow, equivalent to 28.84% of TASS.

A full set of shadow projection graphics showing existing and new shadow results are available in Exhibits C.1 and C.2, and quantitative shadow calculations are included as Exhibit B.3, B.7, and B.11.

### *Qualitative Analysis*

The proposed 1450 Owens project would contribute a small amount of short-duration shadow coverage on Mission Creek Park in the area just west of the sport courts. Much of this area is already subject to substantial existing shadowing from the elevated I-280 freeway. Net new shadow from the proposed project would not reach Mission Creek Park during from mid-February to late October.

During the months around the winter solstice, November – mid-February, net new shadow from the proposed project would begin each day an hour after sunrise (as early as 7:36 a.m.) and last as late as approximately 11:45 a.m. However, after 9:30 a.m., net new project shadow would barely be discernible, as it would not exceed 20 square feet at any given time because of existing shadow cast by the elevated I-280 freeway. Net new shadow would fall on the northwestern portion of Mission Creek Park, consisting of the dog park on the north side of Mission Creek Channel, as well as park trees and walkways/bike paths, in the morning hours and move in an easterly direction. Net new shadow would also reach the southwestern portion of the park, which consists of walkways and greenery, and is largely shaded by the elevated freeway structure at this location under Existing Baseline conditions.

The project would add a negligible amount of shadow to Mission Creek Park, never shading as much as 1 percent of the park, and therefore would have little or no effect on the use and enjoyment of Mission Creek Park. It is noted that, because of this park's

relatively large size, park users have more options to seek out sunnier spots than they would with more compact open spaces.

## Mission Creek Park

THEORETICAL ANNUAL AVAILABLE SUNLIGHT (TAAS)	
Area of Mission Creek Park	905,085 sf
Hours of annual available sunlight	3,721.4 hrs
TAAS for Mission Creek Park	3,368,183,691 sfh
EXISTING BASELINE	
Existing annual total shading on park (sfh)	936,193,016 sfh
Existing shading as percentage of TAAS	27.8%
EXISTING BASELINE + PROPOSED PROJECT	
New annual shading from Project only (sfh)	257,637 sfh
Shading from Project only (% TAAS)	0.008%
Total annual shading Existing + Project (sfh)	936,450,653 sfh
Shading from Existing + Project (% TAAS)	27.8%
Number of days when new Project shading occurs	105 days annually
Dates when new Project shading occurs	November 1 – February 8
Range in size of new shadow (sf)	0.25 sf to 5,578 sf (up to 0.62%)
Annual range of duration of new shadows	Approx. 31 mins to 3 hrs, 13 mins
Average daily duration of new shadow (when present)	Approx. 2 hrs, 8 mins
Date and time of maximum instantaneous shading	December 20, 9:00 a.m.
Maximum new instantaneous shadow (sf)	5,578 sf
Percent of park shaded at time of maximum shading	0.62%
Duration of shading on date of maximum shading	Approx. 2 hrs, 47 mins
EXISTING + PROJECT + CUMULATIVE	
Total cumulative annual shading (sfh)	971,492b sfh
Cumulative shading (% TAAS)	28.84%

*Table 5: Summary of Quantitative results, Mission Creek Park*

# C1 1450 OWENS STREET - GREATEST IMPACT ON MISSION CREEK

Winter Solstice (No Mirror Date)



WINTER SOLSTICE (NO MIRROR DATE)  
DECEMBER 21

9:00 AM

## LEGEND

- |                                   |                            |
|-----------------------------------|----------------------------|
| Existing Structures               | Open/Public Spaces         |
| 1450 Owens Street Project         | 1 Owens Field              |
| Existing Shadows                  | 2 Future Skate Park        |
| Proposed Project's Net New Shadow | 3 Turnaround Park          |
|                                   | 4 Mission Creek Park       |
|                                   | 5 Mission Bay Commons Park |

FASTCAST | 1450 OWENS STREET | JUNE, 2020

Figure 13: Proposed project greatest impact on Mission Creek Park



## Mission Bay Commons

Mission Bay Commons is a 2.2-acre existing linear park in the South Plan Area, with ultimate expansion to 6.4 acres planned. The park is currently bookended by Terry Francois Boulevard and 3rd Street between Mission Bay Boulevards, running north and south. Ultimately, Mission Bay Commons will extend west to Sixth/Long Bridge Street, extending five blocks, for a total length of about 1,930 feet and a width of 130 feet (see Figure 14). To the north, the park is surrounded by residential areas, to the south the UCSF research campus and offices.

Mission Bay Commons runs northeast to southwest and has views of Twin Peaks, the San Francisco Bay, and Buena Vista Park. Multiple botanical arrangements are featured. Parallel rows of planted trees, some flowering, stretch the length of the park and enclose the grassy areas. Low shrubs, perennials, and ground covers are to be found elsewhere within the park, along with upper and lower pedestrian walkways. Pedestrian scale lighting, benches, and trashcans are also present throughout the park. The park is open from sunrise to 10:00 p.m.



*Figure 14: Plan of Mission Bay Commons*



*Figure 15: Mission Bay Commons between X and Y streets*

### *Quantitative Results*

Mission Bay Commons has a total area of approximately 278,660 square feet. Under the Existing Baseline scenario, the park receives 148,331,619 sfh of shade annually. Based on a Theoretical Annual Available Sunlight (TAAS) of 1,037,005,153 sfh, the Existing Baseline already shades the park 14.30% of its theoretical maximum.

Compared to the Existing Baseline, the proposed 1450 Owens project would contribute an additional 338,214 sfh (0.03%) new shading on the park, with net new shadow appearing for approximately four winter months between October 25 and February 15. The total shade on the Mission Bay Commons would therefore increase from 14.30% under the Existing Baseline to approximately 14.34% annually with the proposed project.<sup>9</sup> See Table 6.

The day of maximum shading by area of the proposed project would occur on December 20. The maximum net new shadow detected at any one time was at 3:51 p.m. on December 6 (January 4 mirror), when 29,833 sf (10.7% of the park) would experience net new shadow from the proposed project, as shown in Figure 16.

Under Cumulative conditions, the park would receive a total of 258,849,150 sfh of shadow, equivalent to 24.96% of TASS.

A full set of shadow projection graphics showing existing and new shadow results are available in Exhibits C.1 and C.2, and quantitative shadow calculations are included as Exhibit B.2, B.6, and B.10.

### *Qualitative Analysis*

Net new shadow from the proposed project would sweep over the western end of the overall Mission Bay Commons, as shown in Figure 16. Net new shadow would occur in the late afternoon hours in the late fall and early winter months. Shadow from the proposed project would begin to reach the park beginning as early as 2:45 p.m. Net new shadow would tend to be relatively brief, averaging about 51 minutes per day on the days it occurs.

The final programming for Mission Bay Commons is not yet complete, though much of the area of the park that would receive new shadow is currently occupied by a soccer field and used for community soccer and other athletic events. Because of its current use in active recreation, when users would be more focused on the activity in which they are engaged and less so on the weather, and the relatively brief incidence of shadow, it is anticipated that such recreational use is not likely to be precluded or adversely affected by shading. Therefore, it is judged that shadow from the proposed project would not substantially and adversely affect the future use of this open space.

## Mission Bay Commons

THEORETICAL ANNUAL AVAILABLE SUNLIGHT (TAAS)	
Area of Mission Bay Commons	278,660 sf
Hours of annual available sunlight	3,721.4 hrs
TAAS for Mission Bay Commons	1,037,005,153 sfh

BASELINE BUILDING SET	EXISTING BASELINE
Existing annual total shading on park (sfh)	148,331,619 sfh
Existing shading as percentage of TAAS	14.30%

COMPARISON PROJECT BUILDING SET	EXISTING BASELINE + PROPOSED PROJECT
New annual shading from Project only (sfh)	338,214 sfh
Shading from Project only (% TAAS)	0.03%
Total annual shading Existing + Project (sfh)	148,669,832 sfh
Shading from Existing + Project (% TAAS)	14.34%
Number of days when new Project shading occurs	119 days annually
Dates when new Project shading occurs	October 25 – February 15
Range in size of new shadow (sf)	0.25 sf to 29,833 sf (up to 10.71%)
Annual range of duration of new shadows	Approx. 17 mins to 1 hr, 17 mins
Average daily duration of new shadow (when present)	Approx. 51 mins
Date and time of maximum instantaneous shading	December 6 (January 4 mirror), 3:51 p.m.
Maximum new instantaneous shadow (sf)	29,833 sf
Percent of park shaded at time of maximum shading	10.7%
Duration of shading on date of maximum shading	Approx. 1 hr, 17 mins

EXISTING + PROJECT + CUMULATIVE	
Total cumulative annual shading (sfh)	258,849,150 sfh
Cumulative shading (% TAAS)	24.96%

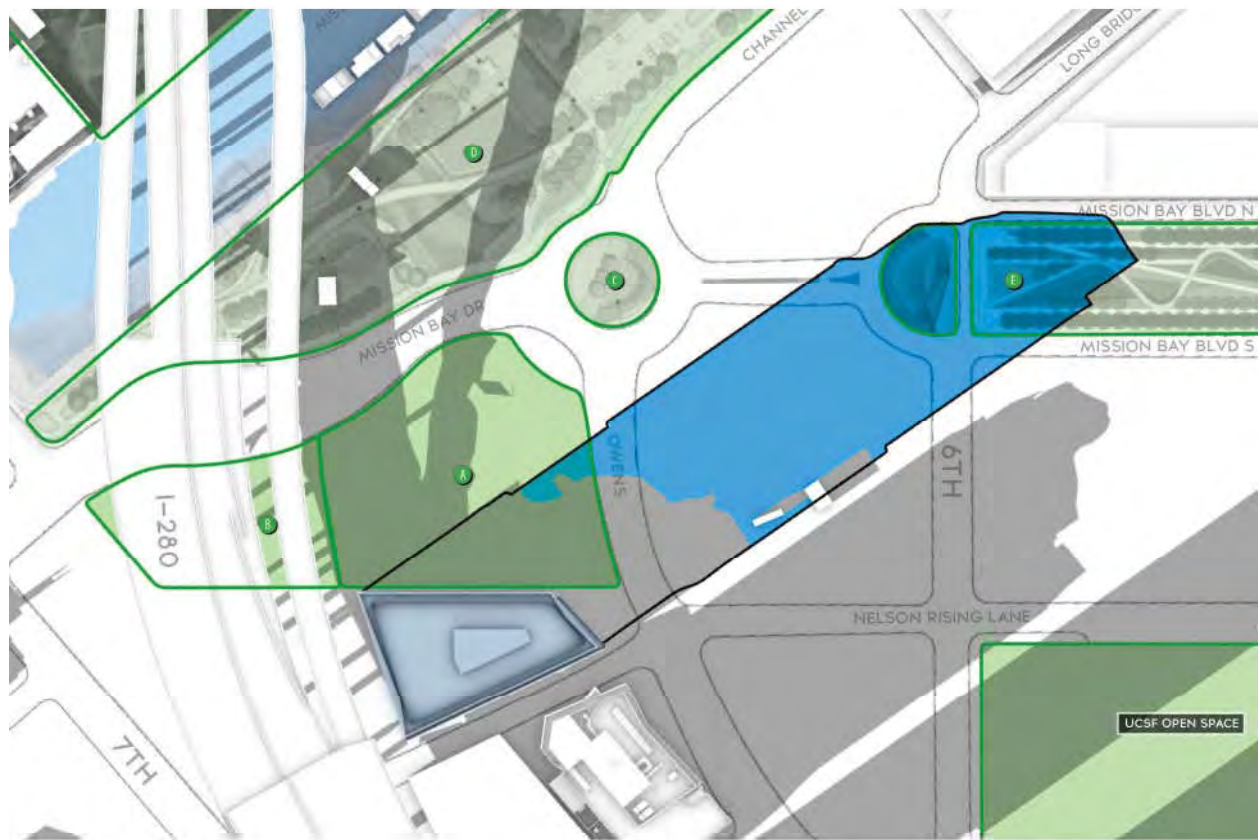
*Table 6: Summary of Quantitative results, Mission Bay Commons*



# C1

## 1450 OWENS STREET - GREATEST IMPACT ON MISSION COMMONS

December 6 (January 4 Mirror Date)



DECEMBER 6  
(JANUARY 4 MIRROR)

3:51 PM

### LEGEND

- Existing Structures
- 1450 Owens Street Project
- Existing Shadows
- Proposed Project's Net New Shadow

- Open/Public Spaces
- A Owens Field
- B Future Skate Park
- C Turnaround Park
- D Mission Creek Park
- E Mission Bay Commons Park

FASTCAST | 1450 OWENS STREET | JUNE, 2020

Figure 16: Proposed project greatest impact on Mission Commons.

## List of Appendices

Exhibit A: 1450 Owens BCD/SD (Draft dated March 2, 2020)

Exhibit B: Quantitative Results

Exhibit C: Graphical Shadow Projections

## Notes

---

<sup>1</sup> Section 295 of the San Francisco Planning Code (the “Sunlight Ordinance”), was adopted through voter approval of Proposition K in November 1984 in order to protect specified public open spaces from shadow from newly proposed structures. Section 295 prohibits the issuance of building permits for structures or additions greater than 40 feet in height that would add new shadow that would have an adverse impact on the use of properties under the jurisdiction or designated to be acquired by the Recreation and Parks Department from the period of 1 hour after sunrise to 1 hour prior to sunset, unless the Planning Commission, following review and comment by the general manager of the Recreation and Park Commission, determines the new shadow to have no significant impact on the use and activities of the open space.

As noted above, though none of the open spaces examined in this analysis are under the jurisdiction of the Recreation and Parks Commission, the Sunlight Ordinance methodology has been employed for consistency.

<sup>2</sup> No changes have been made to height limits since the Plan was approved in 1998, except to permit the Golden State Warriors’ Event Center at Blocks 29-32 and the recent approval of an additional 160-foot-tall tower to accommodate a hotel on the Event Center site. However, neither the Event Center nor hotel would cast shadow on the open spaces considered in this analysis. In 2004, revisions were made to the Mission Bay South Design for Development document (D for D), but not the Plan, to increase the number of permitted residential towers in the area between Mission Creek and Mission Bay Commons from 7 to 15. These changes were analyzed in Addendum No. 3 to the Mission Bay FSEIR. The addendum found, like the 1998 SEIR, no impact on Section 295 parks and a less-than-significant impact on Mission Bay open spaces, based on the D for D’s shadow limits and then-proposed provisions to increase setbacks and orient towers along Mission Creek park perpendicular to the park. These towers have either been completed and are therefore part of the Existing Baseline considered in this analysis, or are part of what is now considered the “Approved Plan” and are therefore part of the Cumulative scenario considered in this analysis.

<sup>3</sup> Section 295 excludes the first and last hours of sunshine in recognition of the fact that very long, fast-moving shadows cover much of the city during these times.

<sup>4</sup> The winter solstice generally falls on December 21, but it can fall on any date between December 20 and December 22. Due to established Section 295 methodology, which calls for shadow samplings on 7-day intervals, the sampling closest to the winter solstice is Dec 20. Given the slight actual difference between shadows cast on adjacent days, the two dates are treated herein as interchangeable.

<sup>5</sup> See Mission Bay Infrastructure Plan, Attachment D: <https://sfocii.org/sites/default/files/FileCenter/Documents/4079-5%20MBS%20OPA%20Attachment%20D%20Infrastructure%20Plan.pdf>

<sup>6</sup> There is also the potential for net new shadow to reach Block 18B, a Planned Future UCSF Open Space as identified in the UCSF Long-Range Development Plan. However, this future open space is not included in the South D for D, nor is it covered by Planning Code Section 295, and is therefore not included in this analysis. Moreover, no programming is identified for this planned open space.

<sup>7</sup> See, for example, the San Francisco Softball League schedules (<http://www.sfsoftball.com/>), which show that, in addition to weekend games, league softball games are scheduled on Monday through Thursday nights.

---

<sup>8</sup> Another similar skatepark is the SoMa West Skatepark, beneath the Central Freeway (U.S. 101) at Duboce Avenue and Otis Street.

<sup>9</sup> Totals may not add due to rounding.

# Exhibit A

## 1450 OWENS LIFE SCIENCES FACILITY

MISSION BAY SOUTH BLOCKS 41-43, PARCEL 7

BASIC CONCEPT DESIGN / SCHEMATIC DESIGN SUBMITTAL

SECTION 321 AUTHORIZATION SUBMITTAL TO THE SAN FRANCISCO PLANNING DEPARTMENT

PROJECT OWNER:

**ALEXANDRIA REAL ESTATE EQUITIES, INC.**

PROJECT TEAM:

EXECUTIVE ARCHITECT: DGA

DESIGN ARCHITECT: IWAMOTOSCOTT ARCHITECTURE

ASSOCIATE ARCHITECT: POWELL ARCHITECTURE

LANDSCAPE ARCHITECT: BIONIC

STRUCTURAL ENGINEER: THORNTON TOMASETTI

CONSULTING S.E.: BELLO & ASSOCIATES

MEP ENGINEER: ARUP

CONSULTING MEP: EDESIGNC

CIVIL ENGINEER: FREYER & LAURETA

ACOUSTIC ENGINEER: VIBRO ACOUSTIC

FACADE ENGINEER: ARUP

FACADE CONSULTANT: MCCLINTOCK FACADE CONSULTING

EXTERIOR LIGHTING: MINUSCULE LIGHTING DESIGN

LEED / ENERGY CONSULTING: THORNTON TOMASETTI

RENDERINGS: J&C CONSULTING



DATE: August 18, 2020

TO: THE OFFICE OF COMMUNITY INVESTMENT AND INFRASTRUCTURE

BY: ALEXANDRIA REAL ESTATE EQUITIES, INC.

# Contents

<b>PROJECT OVERVIEW</b>	<b>1</b>		
<b>LAND USE PROGRAM &amp; DATA CHARTS</b>	<b>2</b>		
Developable Area in Height Zone 7 (HZ-7)	3		
Mission Bay South Zone A Mixed Office, Research and Development, and Light Manufacturing Square Footage	3		
Freeway Height Zone Encroachment	4		
Revisions to 2005 Major Phase Application	5		
Data Table	6		
Section 321 Project Authorization and OCII Building Area Calculations	7		
Vicinity Plan — Land Use & View Corridors	8		
Vicinity Plan — Transit, Bicycle & Open Spaces	9		
Site Plan & Building Pad	10		
Site Plan	11		
<b>INFRASTRUCTURE</b>	<b>12</b>		
Transportation Management Plan	13		
Circulation — Vehicular & Pedestrian	14		
Utility Infrastructure	15		
Utility Plan	16		
<b>BUILDING &amp; SITE DEVELOPMENT</b>	<b>17</b>		
Design Narrative	18		
Level 1 Plan	19		
Level 2 Plan	20		
Level 3 Plan	21		
Level 4 Plan	22		
Level 5 Plan	23		
Level 6 Plan	24		
Level 7 Plan	25		
Mechanical Penthouse Plan	26		
Roof Plan	27		
East-West Building Section Through Core	28		
North-South Building Section Through Core	29		
East Elevation	30		
North Elevation	31		
South Elevation	32		
West Elevation	33		
Illustrative Rendering, From Owens Street Looking Southwest	34		
Illustrative Rendering, From Ball Field Looking South	35		
Illustrative Rendering, Down 'A' Street, Looking West	36		
Illustrative Rendering, View From the I-280 Freeway, Looking North	37		
Illustrative Rendering, View At Entry Plaza	38		
Facade Details	39		
Facade Details	40		
Samples of Building Materials	41		
Building Entry Signage Concept	42		
Building Cafe Signage Concept	43		
Site View: From De Haro St & Southern Heights Ave	44		
Site View: From Arden Complex	45		
Site View: From Nelson Rising Lane	46		
Exterior Lighting Concept	47		
Exterior Lighting Concept - Detail	48		
Landscape Narrative	49		
Landscape Site Plan	50		
Landscape Plan Detail: Entry Plaza	51		
Landscape Plan Detail: A Street	52		
Entry Plaza Preliminary Layout	53		
Entry Plaza Preliminary Grading	54		
Landscape Section 1	55		
Landscape Section 2	56		
Landscape Planting: Entry Plaza	57		
Hardscape and Materials: Entry Plaza	58		
Entry Plaza Signage Concept	59		
<b>APPENDIX</b>	<b>60</b>		
A. Shadow Study	61		
B. Wind Analysis	66		
C. Block 43 Mitigation Status Report	68		

## Project Overview

This Combined Basic Concept and Schematic Design Submittal for Parcel 7, Block 43 in Mission Bay South is presented to the Office of Community Investment and Infrastructure for consideration and approval. It is simultaneously submitted for consideration to the San Francisco Planning Department under Planning Code Section 321 for Project Authorization for small cap office space under 49,999 square feet. Parcel 7 has the assigned address of 1450 Owens Street and a site area of 49,388 square feet or 1.13 acres. It is zoned for Commercial/Industrial and neighborhood retail use under the Mission Bay South Redevelopment Plan and located within the HZ-7 height zone. The site is bounded by a future as yet to be designed active recreation public open space to the north, Owens Street (a public street) to the east, "A" Street (a private street) to the south, and the raised 280 freeway and Caltrain right-of-way to the west.

The first Major Phase Application for Blocks 41-45 was submitted by the Catellus Development Corporation to the San Francisco Redevelopment Agency and approved on October 10, 2000. Alexandria Real Estate Equities, Inc. subsequently acquired blocks 41-43, and the San Francisco Redevelopment Agency approved a Revised Major Phase Application for these blocks only on October 18, 2005. All projects on Blocks 41-43 are complete with the exception of Parcel 7, which had a previous Combined Basic Concept and Schematic Design Submittal approved by the San Francisco Redevelopment Agency for Alexandria Real Estate on October 21, 2008.

This current submittal seeks to revise the 2005 Major Phase Application in as far as it concerns Parcel 7. This revision will require amendments to the Mission Bay South Redevelopment Plan, the Mission Bay South Owner Participation Agreement (OPA), and the Design for Development. If approved, this submittal will supersede the 2008 Basic Concept and Schematic Design Approval for Parcel 7 in its entirety.

The project proposes a 7-story building rising to a maximum height of 109 feet to the top of the roof with a screened mechanical penthouse of not more than 20 feet high on the roof as allowed in the Mission Bay South Design for Development. Building support is to be located on the west side of the first floor where the building backs up against a 15 foot wide- no-build Caltrans easement following the freeway and in the mechanical penthouse. All building mechanical, electrical and plumbing infrastructure required for base building functions will be built as part of the project. (See Building Support areas on the

color coded plans.) Given the irregular shape of the site and no-build easements on the west and east of the parcel, the tower base will cover most of the true buildable area and require that the height restriction matching the 280 freeway rail height be modified.

The 1450 Owens Street building is designed for the primary purpose of laboratory work for Life Science research as originally planned for the parcel. In addition to the lab floors, there will be Life Science Meeting Rooms, less than 50,000 square feet of office use submitted for Planning Section 321 small cap authorization, and a 2,500 square foot corner space on the ground floor for a neighborhood-serving retail business which is exempt from building calculations per the Mission Bay Redevelopment Plan. The building front faces Owens Street and is entered from the setback area forming a privately owned, publicly available plaza with planting, benches, and bike parking. Floors for tenant lease will be constructed as a shell in preparation for tenant connections and build-out. Core services for occupant safety and convenience are to be constructed as part of this phase. (See Occupant Support areas on the color coded plans as well as the location of primary, planned uses.) The project will seek LEED Gold certification.

The site is within the Mission Bay area which was reclaimed by fill material in the early 1900's. The site is designated as potentially liquefiable; however, risk of lateral spreading is low. The geotechnical engineer recommends deep pilings down to the Colma Formation strata for the foundation system. The recommendations include 14-inch square pre-cast concrete piles, 18-inch diameter auger cast piles, or Torque Down Piles. It is anticipated that the above-grade structure will be composite steel floor framing supported on steel columns (rolled shapes). Columns will start at the ground level and will be concrete-encased columns. Lateral bracing will consist of six Buckling Resistant Braced Frames (BRBF), with three braced frames in each Direction, one on each exterior face and two inside the core.

The building is offset a short distance from the north and south property lines to create areas for planting and bio-retention. There is another required offset to the east at Owens Street created by a Public Utility Easement for a pressurized sewer main running underground through that edge of the property. As a result, the building streetwall on the Owens Street edge is proposed to be amended in the Design for Development in order to conform to the required Public Utility Easement. This creates space for the publicly accessible, landscaped entrance plaza mentioned above. The public open space (active recreation) located to the north of the site affords the building with spectacular views to downtown San Francisco. There will be a significant piece of public art located on the entry plaza following the guidelines of the Redevelopment Plan.

Public transit by MUNI is available on nearby 16th and 3rd Streets, and Caltrain is nearby at King and Fourth Streets and 22nd Street. The Mission Bay Transportation Management Association also runs two publicly accessible Shuttle lines from a nearby stop at Owens and Nelson Rising Way. One line operates from this location to the Civic Center and Powell Street BART stations and the other line operates from this location serving both the Transbay Bus Terminal and the Embarcadero BART station. The site is also served by a number of routes for pedestrians and bicycles. There are several public and private open spaces within easy walking distance. The required car parking spaces are available in an Alexandria owned multi-level parking structure located directly across A Street. Car loading and drop-off is located on A Street adjacent to the entry plaza and in the adjacent parking structure. Nine Class 2 bicycle racks will be located immediately in front of the building at the entry plaza, on Owens Street and on A Street near the curb; 41 Class 1 bicycle parking spots are located in the building adjacent to showers and lockers.

Impacts of the proposed project were reviewed through an Addendum to the Mission Bay Final Subsequent Environmental Report, certified September 17, 1998, previous addenda to the Mission Bay FSEIR, and the Event Center and Mixed-Use Development Subsequent EIR, certified November 3, 2015. Summaries of the Wind and Shadow Analysis are found in the appendix.

To facilitate development of the project, the Mission Bay South Redevelopment Plan, the Mission Bay South Owner Participation Agreement (OPA) and the Design for Development for Mission Bay South are proposed to be amended as follows:

- Plan amendments to: (i) to increase the amount of mixed office, research and development, and light manufacturing square footage within the Mission Bay South Redevelopment Plan Area, and (ii) to allocate that square footage to Zone A of the Mission Bay South Redevelopment Plan Area.
- OPA Amendments to increase the amount of mixed office, research and development, and light manufacturing square footage within the Mission Bay South Redevelopment Plan Area.
- Design for Development amendments to: (i) increase the height limit for the ARE Property on Parcel 7, (ii) the adjustment of the proportional allocation of base to tower area, (iii) adjustment of the required building streetwall along Owens Street where feasible to conform to the Public Utility Easement, (iv) adjust the freeway height requirement for Block 43, and (v) increase the maximum floor plate area above 90 feet.



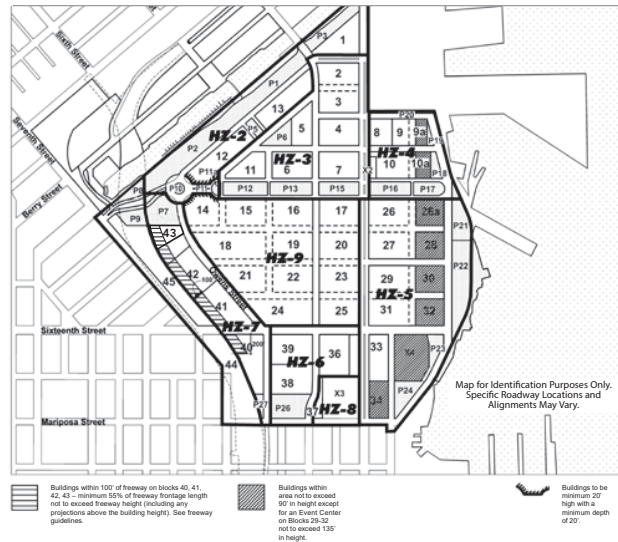
## Land Use Program & Data Charts

<b>LAND USE PROGRAM &amp; DATA CHARTS</b>	<b>2</b>
Developable Area in Height Zone 7 (HZ-7)	3
Mission Bay South Zone A Mixed Office, Research and Development, and Light Manufacturing Square Footage	3
Freeway Height Zone Encroachment	4
Revisions to 2005 Major Phase Application	5
Data Table	6
Section 321 Project Authorization and OCII Building Area Calculations	7
Vicinity Plan — Land Use & View Corridors	8
Vicinity Plan — Transit, Bicycle & Open Spaces	9
Site Plan & Building Pad	10
Site Plan	11





## Developable Area in Height Zone 7 (HZ-7)

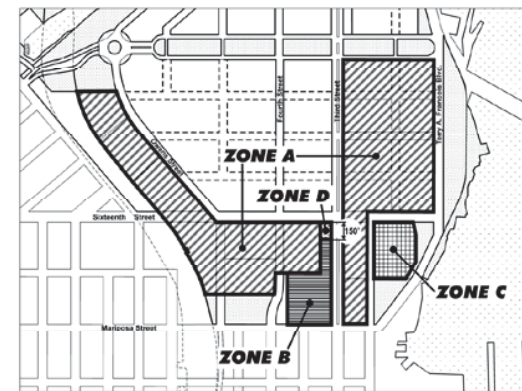


Built or Planned Commercial/Industrial Developments in HZ-7	Area, square feet	
	Base <sup>1</sup>	Towers <sup>2</sup>
Block 40: Office (The Exchange)	45,982	24,899 & 27,522
Block 41-43/P-1: Life Science/Office	30,502	—
Block 41-43/P-2: Life Science (Gladstone)	31,350	—
Block 41-43/P-4: MOB (Kaiser)	9,679	19,732
Block 41-43/P-5: MOB (UCSF)/Life Science	26,713	—
Block 41-43/P-7: Life Science/Office (proposed)	—	28,628
<b>Total:</b>	<b>144,229</b>	<b>100,781</b>

1. 26.2% of the Total Developable Area of 551,467 square feet

2. Four (4) towers allowed; total is 18.3% of the Total Developable Area

## Mission Bay South Zone A Mixed Office, Research and Development, and Light Manufacturing Square Footage



Total Allowed in Zone A (Areas to be Confirmed by OCII)	Revised Leasable (square feet)
Note: Prior areas quoted from OCII Memorandum #126-062215-01, dated October 27, 2015, Attachment A and Blocks 29-30 Hotel/Residential Project Basic Concept / Schematic Design, dated May 11, 2020	5,170,000
Block 26a	293,117
Block 26 Bld 2&3	197,507
Block 28	287,319
Blocks 26-27 (Alexandria/UBER proposal)	401,831
GSW (29-32)	1,011,986
UCSF (Blocks 33/34)	475,000
UCSF (Blocks 36-39)	1,020,000
Block 40	636,713
1700 Owens (41-43/P1)	158,651
Gladstone (41-43/P2)	175,279
1600 Owens (41-43/P4)	216,847
1500 Owens (41-43/P5)	155,608
1450 Owens (41-43/P7)	169,810
<b>Total:</b>	<b>5,199,668</b>
Total Retails prior approved in Zone A:	29,858
<b>Actual Adjusted Commercial/Office Leasable Area:</b>	<b>5,169,810</b>

## Freeway Height Zone Encroachment

### Total Freeway Height Zone Linear Frontage

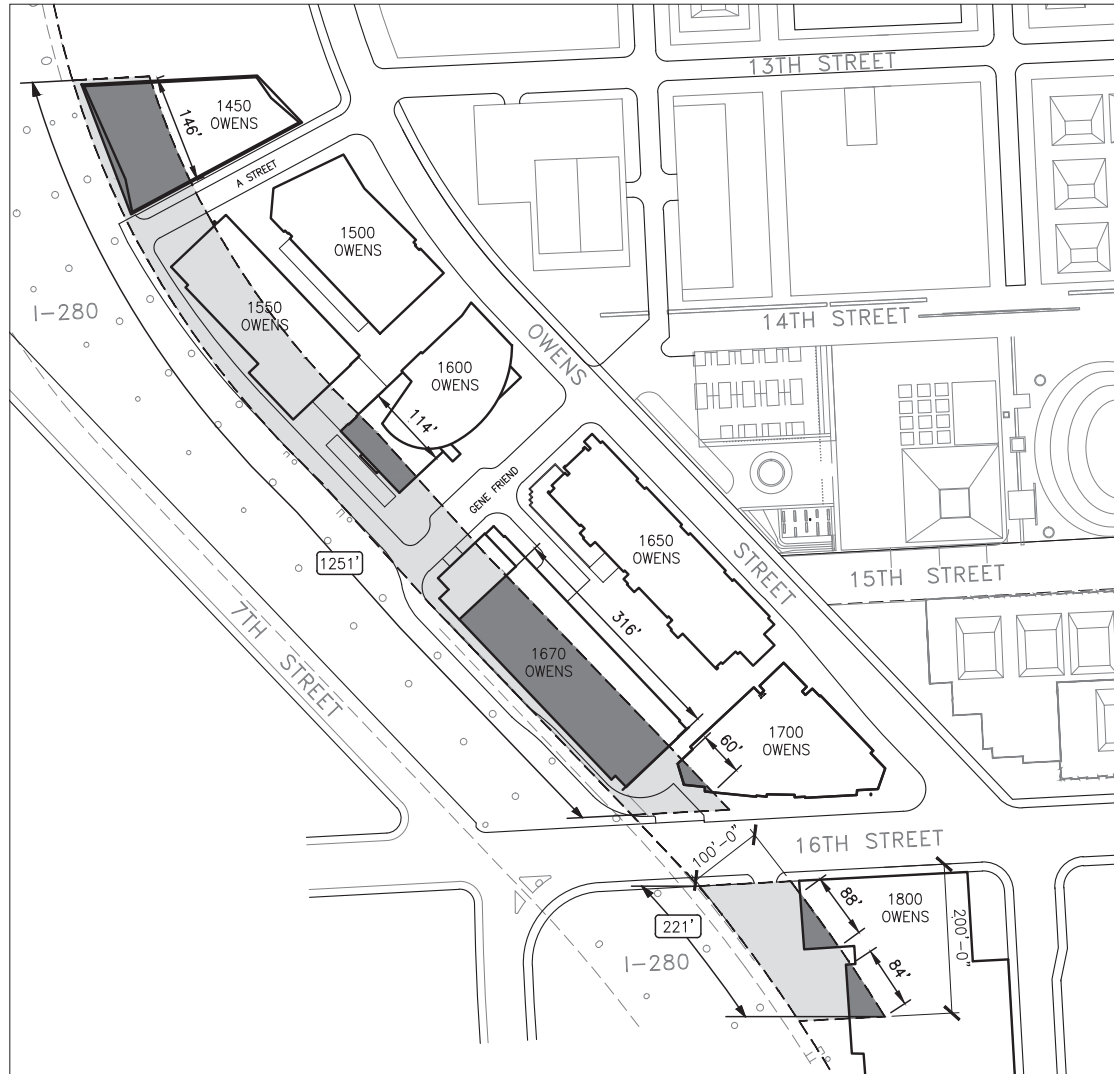
$$1251' + 221' = 1472'$$

### Freeway Height Zone Encroachment

1450 Owens	146'
1600 Owens	114'
1670 Owens	316'
1700 Owens	60'
1800 Owens	172'
<b>Total</b>	<b>808'</b>

### Freeway Height Zone Encroachment Percentage

$$808' / 1472' = 54.9\%$$



"Freeway Height" zone as defined in D4D for height zone HZ-7

Building encroachment (area where building height is above freeway height) in freeway height zone



## Revisions to 2005 Major Phase Application

Location	Topic	Approved Major Phase Application	Proposed BCSD & Section 321 Application	*Compliance or Required Revision to the Major Phase Application
Parcel 7, Block 43	Site Area	1.13 acres	no change	Complies
		49,388.03 square feet	no change	Complies
	Use	Commercial/Industrial including Neighborhood Retail	no change	Complies
	Land Use Density	62,000 square feet	177,000 square feet	Increased area; revision to MPA required <b>(a)</b>
	Building Pad Area	31,000 square feet	29,829 square feet	Complies
	Maximum Building Height	Maximum height of all portions of the building at or below the average height of the adjacent freeway edge barrier	109 feet	Increased height; revision to MPA and DforD required <b>(b)</b>
	Bulk above 90 ft. (HZ-7)	not included/applicable	7th floor above 90 feet with 28,628 GSF	Addition to MPA; Revision to DforD <b>(d)</b>
	Allowed Parking Spaces	124 spaces maximum	177 spaces, minimum	Revision to MPA required: <b>(c)</b>
	Required Bicycle Parking	6 spaces	18 spaces, minimum	Revision to MPA required: <b>(c)</b>
	Loading Zone	One	One	Complies
Blocks 41 - 43	Total Land Use Density	779,000 square feet	894,000 square feet	Increased area; revision of MPA required <b>(a)</b>
	Allowed Parking Spaces	1,357 spaces, allowed	968 spaces total, required	Complies: includes 177 spaces proposed for Parcel 7
	Parking Provided	1,357 spaces, proposed	1,129 spaces, provided	Complies

\* As noted in the Project Overview on page 1, the current Revised Major Phase Application (MPA) for Blocks 41-43 was approved on October 18, 2005. When the proposed building at 1450 Owens Street (Parcel 7, Block 43) breaks ground, all of the other parcels will have been constructed according to the MPA and subsequent design submittals. For the proposed building at 1450 Owens Street to be approved, the following revisions to the 2005 MPA will be required:

- (a)** Increase the MPA Land Use Density on Parcel 7 from 62,000 square feet to 177,000 square feet, increasing the Total Land Use Density on Blocks 41-43 from 779,000 square feet to 894,000 square feet.
- (b)** Increase the Maximum Building Height on Parcel 7 in the DforD from the average height of the adjacent freeway edge barrier to 109 feet plus mechanical penthouse roof screen.
- (c)** Although no additional parking spaces are required for the Major Phase, the project requires an increase to the allowed number of parking spaces to be allocated for Parcel 7 from 124 spaces to 177 spaces in order to meet the minimum of 1 space per 1,000 sf. Similarly the project needs an increase in the number of bicycle parking spaces allocated to Parcel 7 from 6 to 9. The total minimum number of parking spaces for all of Blocks 41-43 required would then be 968 spaces which can be easily accommodated by the maximum 1,357 spaces allowed in the MPA and the 1,129 spaces actually built and provided in the two existing parking garages on Blocks 41-43.
- (d)** Requires increase in maximum allowed floor area above 90 feet from 20,000 SF to 30,000 SF in the DforD

Note: The required building streetwall on Owens Street in front of 1600, 1500 and 1450 Owens will be amended to accommodate a pre-existing force main sewer line which includes a no-build easement. See illustration, page 29, of the revised DforD.

## Data Table

PROJECT STANDARD	*SITE DATA	REFERENCES AND REQUIREMENTS
Land Use	Commercial/Industrial including neighborhood serving retail	(1) <b>Redevelopment Plan for the Mission Bay South Redevelopment Project</b> dated November 4, 1998 and as most recently amended, Section 302.3 and The Redevelopment Land Use Map, Attachment 2. (2) <b>Revised Major Phase Application for Blocks 41, 42, &amp; 43</b> dated August 9, 2005
Parcel Land Area	49,388 SF or 1.13 acres	<b>Revised Major Phase Application</b> , pages 3 and 6
Buildable Area	35,400 SF	A part of aggregate developable area in HZ-7 : 551,467 SF
Gross Floor Area	176,360 GSF	A part of aggregate FAR of Zone A, <b>Redevelopment Plan</b> , Section 304.5
Lot Coverage at Base	59%	<b>Mission Bay South Design for Development</b> , Design Standards, page 28.
Floor Plate Above 90 Feet	28,628 SF	<b>Mission Bay South Design for Development</b> , Design Standards, page 23, revised.
Leasable Area	169,810 GSF	A part of aggregate leasable area in Zone 'A' mixed office, research and development, and light manufacturing square footage, calculated per BOMA standard, <b>Redevelopment Plan for the Mission Bay South Redevelopment Project</b> dated November 4, 1998 and as most recently revised based on latest information, Section 304.5
Retail Area	2,580 GSF	Less than 5,000 SF; excluded from OCII gross area calculations by definition
Base Height	90 feet	<b>Mission Bay South Design for Development</b> , Height Limits, page 22, revised
Tower Height	109 feet to top of roof	<b>Mission Bay South Design for Development</b> , Height Limits for Zone HZ-7, pages 22 and 23, revised; Freeway Zone, page 79, revised.
Penthouse Height	20 feet, top of roof to top of Penthouse screen	20 feet maximum, <b>Mission Bay South Design for Development</b> , page 23.
Number of Stories	7	--
Required Setback	Complies	Buildings within 100' of freeway: minimum 45% of freeway frontage length not to exceed freeway height (including any projections above the building height), <b>Mission Bay South Design for Development</b> , Height Limits for Zone HZ-7, page 22, revised
Max Lot Coverage	NA	not applicable in Commercial/Industrial Zone
Required Streetwall	Complies	Minimum of 70% of block frontage required for street walls along Owens Street, <b>Mission Bay South Design for Development</b> , pages 28 and 29, revised
Parking	177 spaces, provided in adjacent parking structure on Parcel 6 located less than 600 feet from the entrance to the building.	1 space per 1,000 GSF, <b>Mission Bay South Design for Development</b> , pages 42-43.
Bicycle Parking	41 Class 1 bicycle parking spaces located in building 18 Class 2 bicycle parking spaces on adjacent sidewalk & plaza	1 space per 20 parked cars; located in building and near entry; supplemental bicycle spaces in adjacent parking structure, <b>Mission Bay South Design for Development</b> , page 42.
Loading Spaces	Two loading spaces located within the building; an on-street loading zone is located on A Street near the entry plaza	1 space up to 200,000 GSF; <b>Mission Bay South Design for Development</b> , page 44.
Shadow Analysis	See Appendix A	required when seeking a variance from the Design Standards; established in an amended <b>Mission Bay South Design for Development</b>
Wind Analysis	See Appendix B	required for buildings over 100 feet in height, <b>Mission Bay South Design for Development</b> , page 38.

(\*) Information in this table assumes that proposed amendments are approved and final.

## Section 321 Project Authorization and OCII Building Area Calculations

Floor	Total Building Area (1)	Exclusions to OCII Gross Area			OCII Commercial/Industrial Gross Area	BOMA 1996 Commercial/Industrial Exclusions (5) (Vertical Circulation)	OCII Commercial/Industrial Leasable Area	Exclusions to SF Planning Gross Area	SF Planning Gross Area
		Mechanical, Operational, & Penthouse Areas (2)	Ground floor circulation/ service (3)	Retail < 5,000 SF (4)				Mechanical, Operational, & Penthouse Areas (6)	
1	29,829	12,483	4,104	2,580	10,662	946	9,716	12,483	
2	27,659	1,002	0	0	26,657	934	25,723	1,002	26,657
3	29,238	1,002	0	0	28,236	934	27,302	1,002	28,236
4	28,419	1,002	0	0	27,417	934	26,483	1,002	27,417
5	29,125	1,002	0	0	28,123	934	27,189	1,002	28,123
6	28,641	1,002	0	0	27,639	934	26,705	1,002	27,639
7	28,628	1,002	0	0	27,626	934	26,692	1,002	27,626
P	5,312	5,312	0	0	0	0	0	5,312	0
<b>TOTALS:</b>	206,851	23,807	4,104	2,580	<b>176,360</b>	6,550	<b>169,810</b>	23,807	<b>183,044</b>
Of total leasable: Dedicated Office Use (non-Life Science):							49,998	Section 321 Project Office Allocation (8)	<b>49,998</b>
Of total leasable: Dedicated Life Science Use:							119, 812	<50,000 GSF	
								Remaining SF Planning Gross Area (7)	<b>133,046</b>

(1) This area is measured at the perimeter of the building encompassing all portions of the building bound by that perimeter.

**NOTE: The exclusions in footnotes 2, 3, and 4 are summarized from the Mission Bay South Design for Development document's definition for Gross Floor Area.**

(2) Comprises Exclusion #3: Penthouses and Other Rooftop Spaces for the Maintenance or Operation of the Building, and Exclusion #4: Mechanical Equipment, Appurtenances and Areas Necessary to the Operation of the Building.

(3) Exclusion #11: Ground Floor Building Pedestrian Circulation and Service.

(4) Exclusion #12: Personal Service, Restaurants and Retail establishments less than 5,000 square feet.

(5) From the Mission Bay South Design for Development document's definition for Leasable Floor Area, these are exclusions as defined in the 1996 Building Owners and Management Association International publication "Standard Method for Measuring Floor Area in Office Building to determine Lease Floor Area".

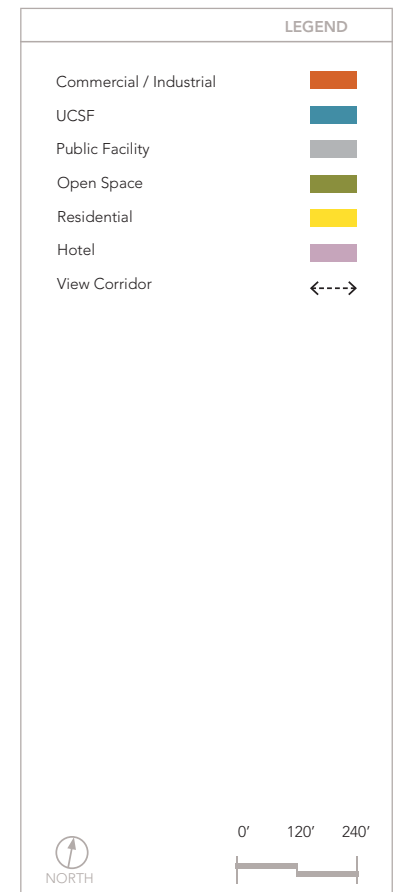
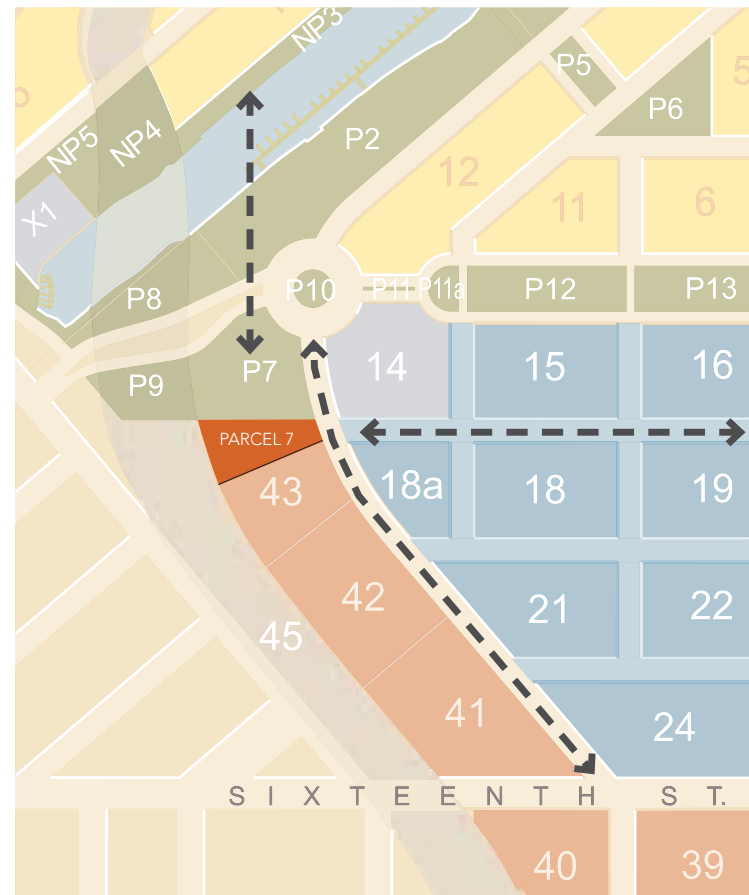
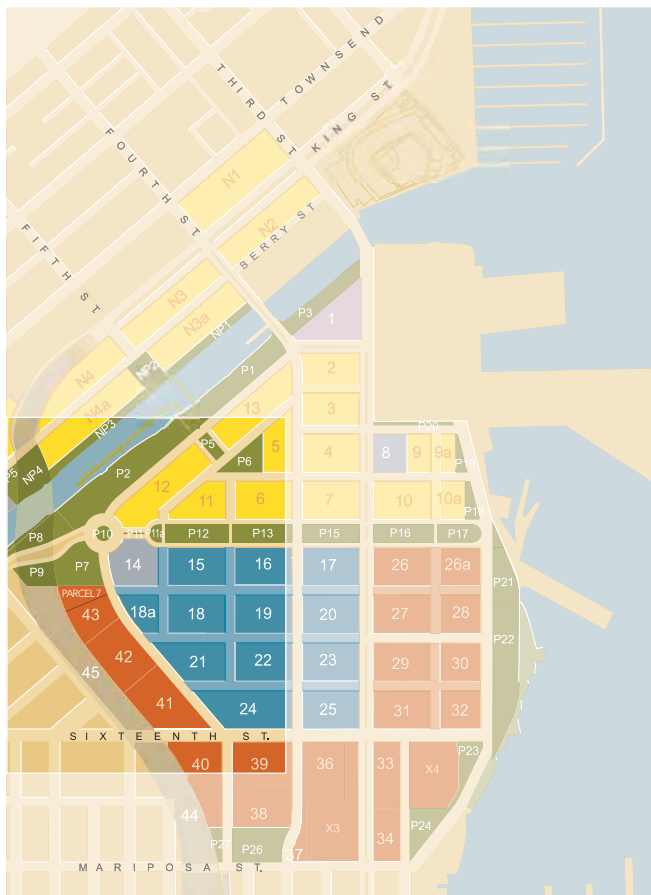
**NOTE: The exclusions in footnote 6 are summarized from the San Francisco Planning Code Section 102.9 defining Gross Floor Area.**

(6) Comprises the following exclusions to the Total Building Area. Exclusion #3: Penthouses and Other Rooftop Spaces for the Maintenance or Operation of the Building, and Exclusion #4: Mechanicals Equipment, Appurtenances and Areas Necessary to the Operation of the Building.

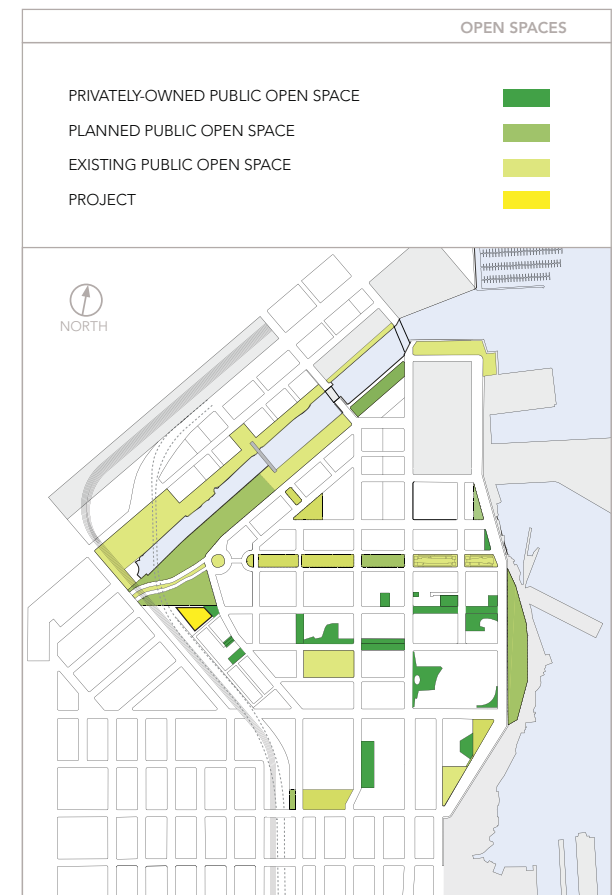
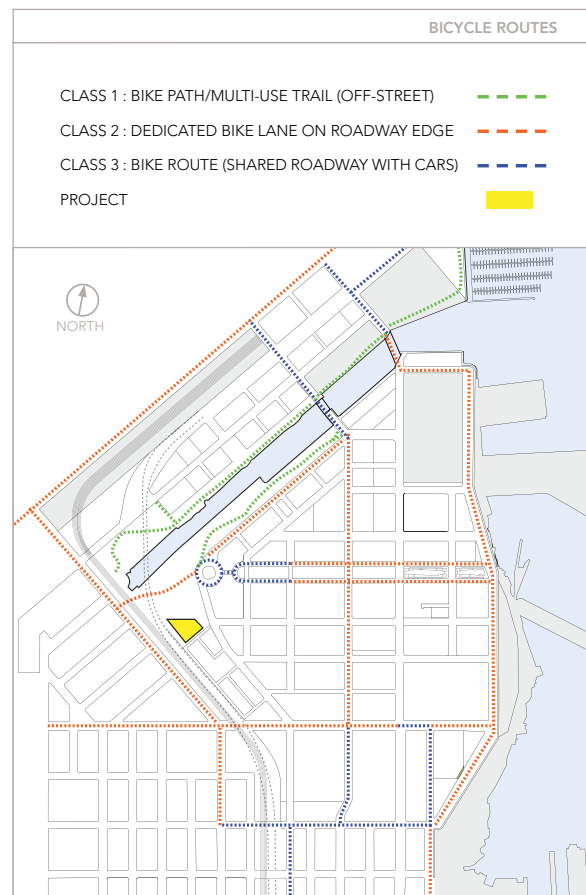
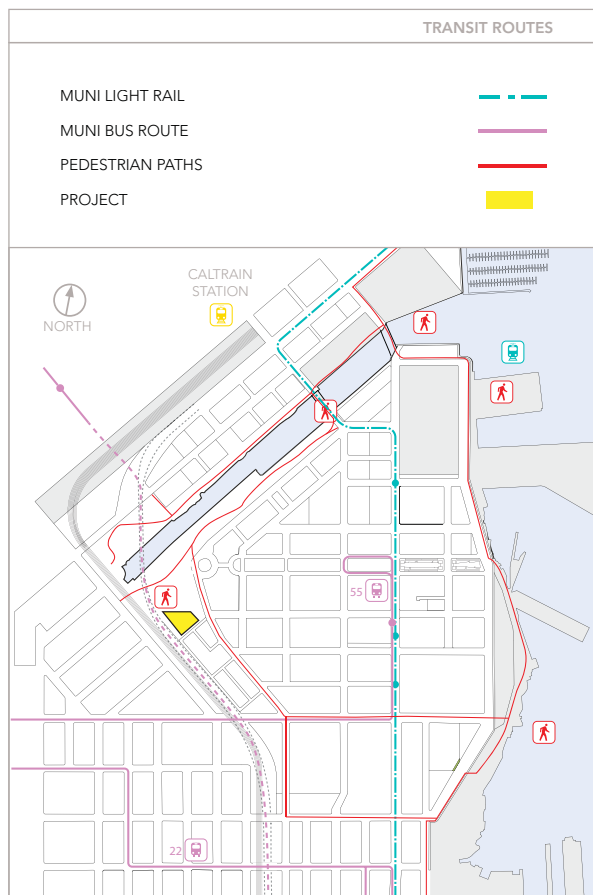
(7) The uses in the gross area not allocated as office under Section 321 will be Life Science, Life Science Meeting/Conference, Retail, and Lobby/Entry.

(8) Under the existing Zoning Code, the interpretation of Science Support uses includes office space as long as that space is less than 33% of the entire facility. The Section 321 office authorization will provide for any additional office space should the need arise, and it will be distributed throughout the building at the time the Tenant Improvements are built. Section 321 has procedure to administer the office allocation.

## Vicinity Plan — Land Use & View Corridors


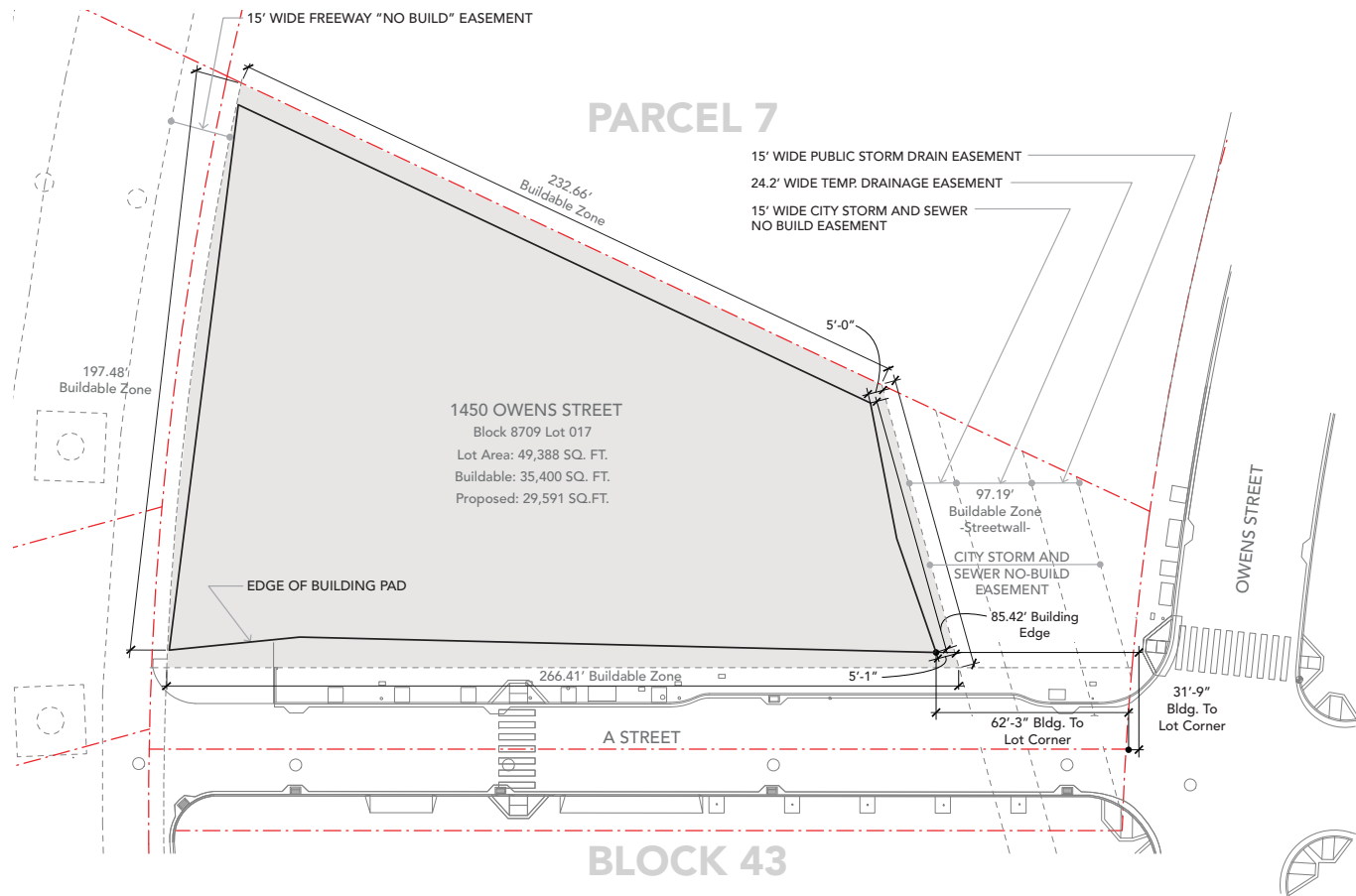


## Vicinity Plan — Transit, Bicycle & Open Spaces


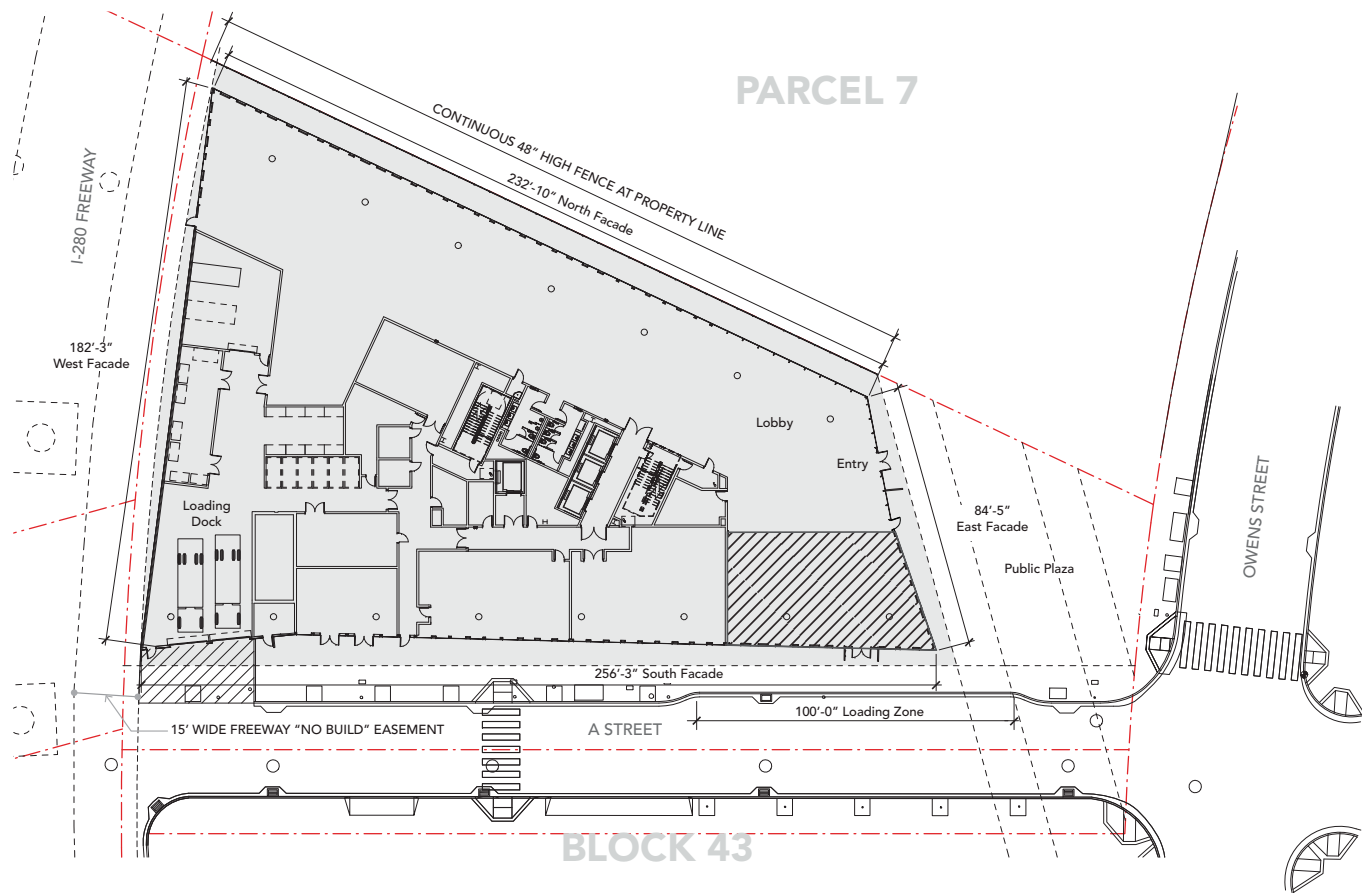




## Site Plan & Building Pad



## Site Plan



## Infrastructure



<b>INFRASTRUCTURE</b>	<b>12</b>
Transportation Management Plan	13
Circulation — Vehicular & Pedestrian	14
Utility Infrastructure	15
Utility Plan	16

## Transportation Management Plan

In conformance with Mitigation Measure E-47 of the Mission Bay South Redevelopment Plan EIR, the Mission Bay Transportation Management Association (MBTMA) has been formed. The MBTMA Board of Directors meets at least Quarterly and has retained the services of a TMA consultant to assist in the implementation of the approved work plan. Operation expenses are funded entirely by fees from the local community of residents and commercial property owners in and around Mission Bay. In 2018, residential units pay \$10 per month and commercial properties pay \$0.30 per square foot per month. Affordable housing, City and UCSF occupied properties are exempt from paying dues.

The MBTMA strives to fulfill its primary goal of reducing Single Occupancy Vehicular (SOV) travel to, from and within Mission Bay at peak commute periods through Transportation Demand Management (TDM) strategies as described in the City-mandated 1999 Mission Bay Transportation Systems Management Plans (TSM) for North and South Mission Bay. Signatories to these Plans were the City and County of San Francisco, the San Francisco Redevelopment Agency, and the Master Developer of Mission Bay.

The strategies called for in these agreements were:

1. Develop services, facilities, incentives and policies that make public transit the preferred means of access to Mission Bay
2. Coordinate the development and delivery of TSM activities among property owners and tenants in Mission Bay

3. Promote, encourage and facilitate the use of ridesharing, bicycling and walking
4. Manage the supply and demand of commercial parking to provide sufficient capacity primarily for business visitors and persons traveling in high occupancy vehicles
5. Ensure that activities are coordinated with other transportation interests in and around Mission Bay as well as with existing activities in the Greater Downtown Area
6. Allow flexibility in determining the most cost effective methods to achieve TSM goals and objectives since the Plan Area and its supporting infrastructure will be built out over a long period and will involve a broad range of uses and different levels of service demand

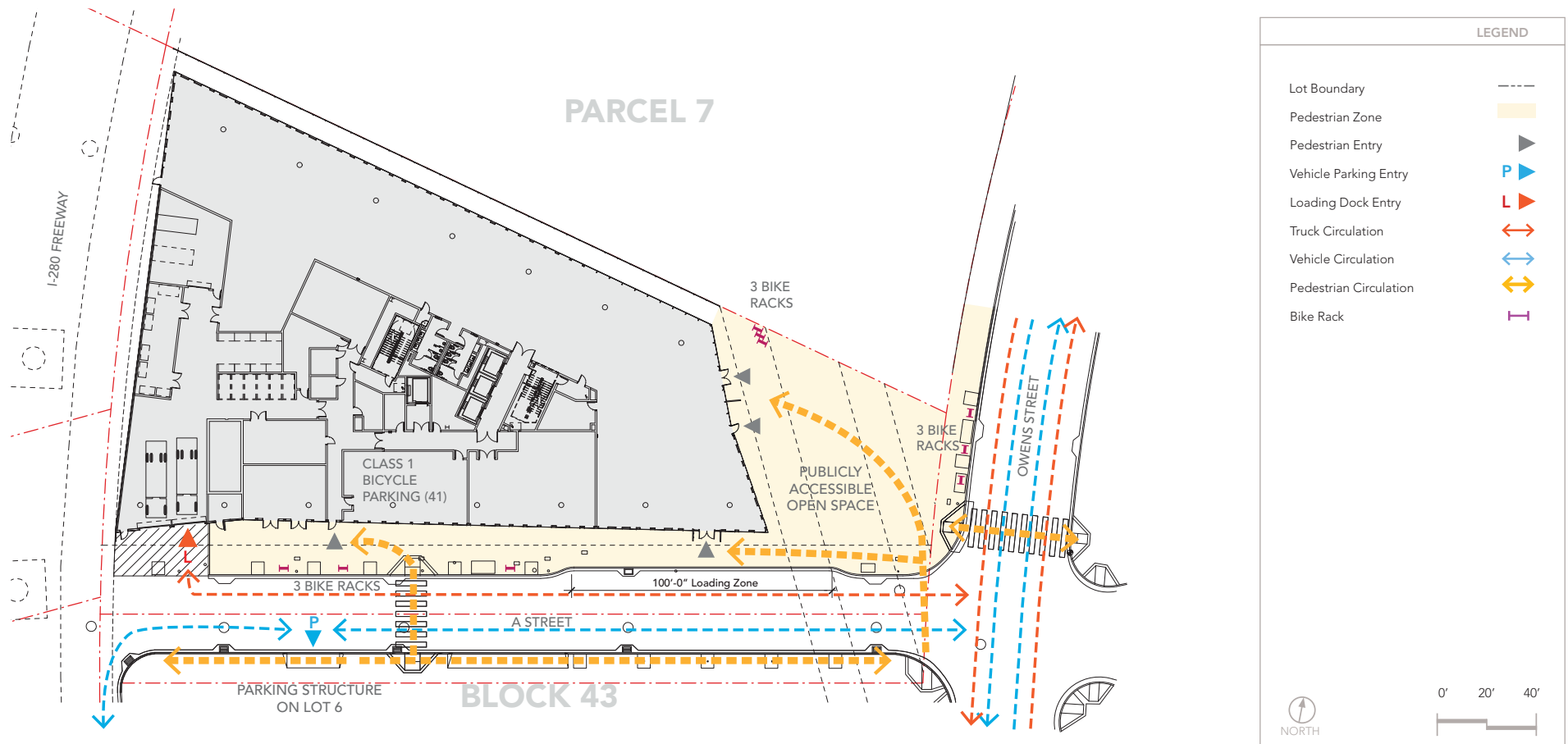
The MBTMA continues to modify its Mission Bay Shuttle service. Recent challenges have included longer travel times due to construction related road closures, congestion on BART and falling ridership. Recent shuttle route changes in 2018 include:

- East and West routes will operate from Powell
- Transbay/Caltrain will operate from Montgomery and Transbay terminals. This route also replaces the early morning Loop and the late evening Loop
- CCA continues to operate from Civic Center
- East route will pick up at 16th @ 4th Streets (temporary Illinois stop)
- MB shuttles will begin stopping at the new TransBay Terminal

The MBTMA has also established and maintains a website at [www.missionbaytma.org](http://www.missionbaytma.org) which provides information about transportation options such as links to vanpool and carpool options, information about San Francisco's free Emergency Ride Home program, locations of car sharing opportunities throughout Mission Bay, as well as maps and schedules for the Mission Bay Shuttle and all public transportation options serving Mission Bay.

It is anticipated that the scope of services that the MBTMA will provide will evolve as commercial and residential developments are completed and new members join the Association. Based upon the differing needs of each type of development, the MBTMA shall modify its focus to best serve those particular users.

## Circulation — Vehicular & Pedestrian



## Utility Infrastructure

Public utility infrastructure serving the project site is complete and installed under both Owens Street and A Street. Connections between utility systems and new building services will be made, in most cases, where the building frontage meets street frontage. The new utility connections shown on the plan and described below have been schematically identified and analyzed in the South of Channel Infrastructure Plan as well as in the previously approved Blocks 41-43 Public Improvement Plans. All utility connections for the Project are planned to be made consistent with those approved plans and already installed systems.

**Storm Drain (Treated):** Separate storm drains and sanitary sewers are installed in the south of channel area of Mission Bay replacing the historical combined sewer system within the area. Existing separate storm drain lines exist under both Owens Street and A Street. Storm drainage from the building roofs will be conveyed into a proposed new treatment garden to be constructed in the proposed plaza at the corner of Owens Street and A Street. From there, it will discharge into the existing storm drain system under A Street. Surface run-off will find its way into the treatment garden, future park and existing catch basins. Per San Francisco city standards, the 5-year storm water flow is carried in the underground storm drain system. Up to the 100-year storm water flow can result in “overland” flows. During these times, the excess storm water flow will be conveyed via the network of streets and channels to San Francisco Bay, as indicated in the storm drainage master plan documents.

**Sanitary Sewer:** Pursuant to the Mission Bay Infrastructure Plan, the sanitary sewer system is separate from the storm system in Mission Bay to help reduce sewer overflow during the rainy season. The project includes installation of connections to previously constructed sanitary systems as directed in the sanitary sewer system master documents. The building will have a lateral connection to the existing sewer line under A Street.

**Low Pressure Water (LPW):** The City’s low pressure water (LPW) system is the primary supply for domestic use and fire suppression purposes. The system installed under Owens Street by the City’s Water Department will provide service to the project. As development plans proceed, site-specific analysis will be performed to confirm that the combination of existing and proposed piping and the connections built as part of the project area will adequately serve the development, especially with respect to required fire flow. There are three existing fire hydrants nearby on A Street. There is one existing standard fire hydrant nearby on Owens Street.

**High Pressure Water (AWSS):** The City’s high pressure water system (AWSS) is used for fire suppression only during a significant fire event. An AWSS main exists on Owens Street. There is a high pressure hydrant at the intersection of Owens and A Street.

**Reclaimed Water:** The reclaimed water system within Mission Bay is intended to supply treated water for use in toilet systems and

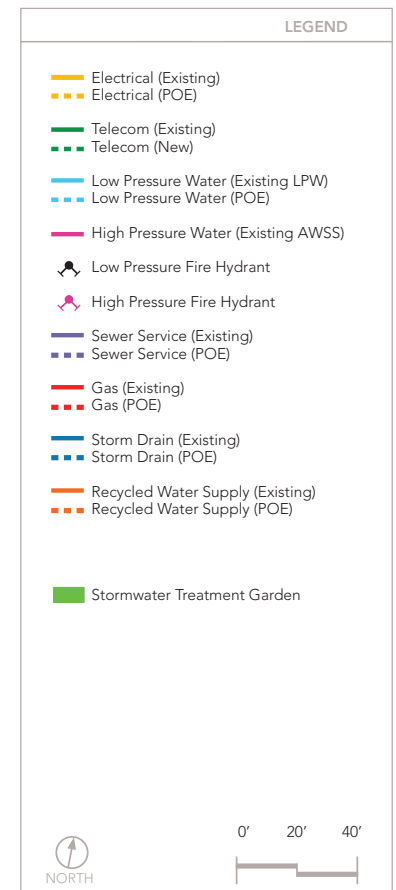
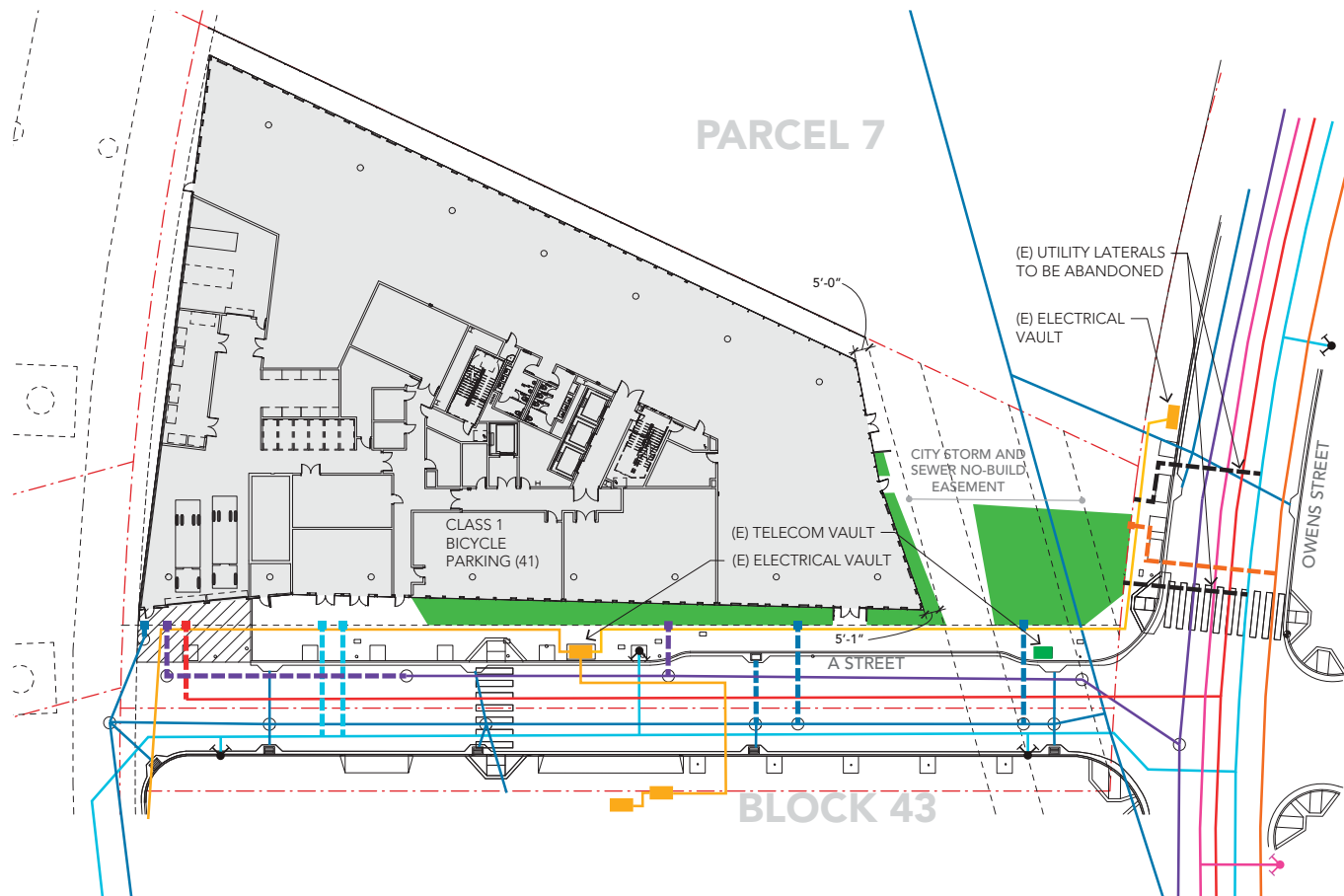
landscape irrigation. The existing reclaimed water system has been pressurized, on an interim basis, using supply from the low pressure water system pending the creation of a City reclaimed point of distribution. The project will have lateral links to the existing reclaimed piping below Owens Street.

**Joint Trench (Dry) Utilities:** “Dry” utilities are located in a common trench, including primary and secondary electric power, telephone, CATV, police and fire alarm conductors, high speed data communications (fiber optics), municipal telemetry lines and similar utilities. Secondary power for street lighting is also located in the joint trench. Project connections to these utilities will be to the existing joint trench under A Street.

**Natural Gas:** The building will connect to the existing natural gas line under A Street.

**Overhead Electrical and Telephone Lines:** Existing overhead utilities will be relocated as required.

# Utility Plan





## Building & Site Development

<b>BUILDING &amp; SITE DEVELOPMENT</b>	<b>17</b>
Design Narrative	18
Level 1 Plan	19
Level 2 Plan	20
Level 3 Plan	21
Level 4 Plan	22
Level 5 Plan	23
Level 6 Plan	24
Level 7 Plan	25
Mechanical Penthouse Plan	26
Roof Plan	27
East-West Building Section Through Core	28
North-South Building Section Through Core	29
East Elevation	30
North Elevation	31
South Elevation	32
West Elevation	33
Illustrative Rendering, From Owens Street Looking Southwest	34
Illustrative Rendering, From Ball Field Looking South	35
Illustrative Rendering, Down 'A' Street, Looking West	36
Illustrative Rendering, View From the I-280 Freeway, Looking North	37
Illustrative Rendering, View At Entry Plaza	38
Facade Details	39
Facade Details	40
Samples of Building Materials	41
Building Entry Signage Concept	42
Building Cafe Signage Concept	43
Site View: From De Haro St & Southern Heights Ave	44
Site View: From Arden Complex	45

Site View: From Nelson Rising Lane	46
Exterior Lighting Concept	47
Exterior Lighting Concept - Detail	48
Landscape Narrative	49
Landscape Site Plan	50
Landscape Plan Detail: Entry Plaza	51
Landscape Plan Detail: A Street	52
Entry Plaza Preliminary Layout	53
Entry Plaza Preliminary Grading	54
Landscape Section 1	55
Landscape Section 2	56
Landscape Planting: Entry Plaza	57
Hardscape and Materials: Entry Plaza	58
Entry Plaza Signage Concept	59



## Design Narrative

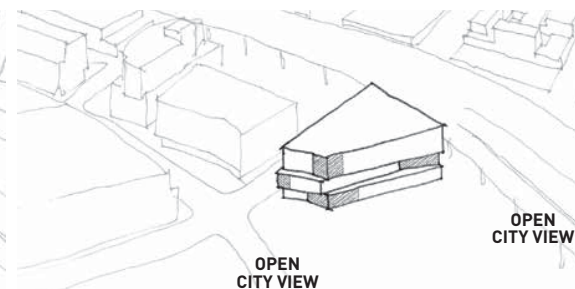
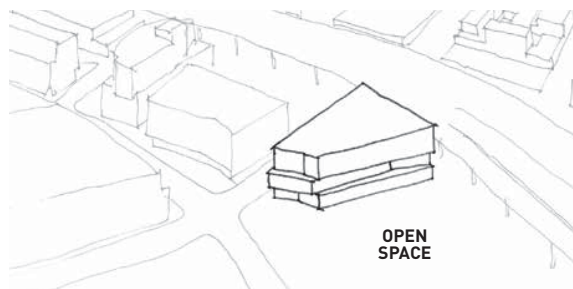
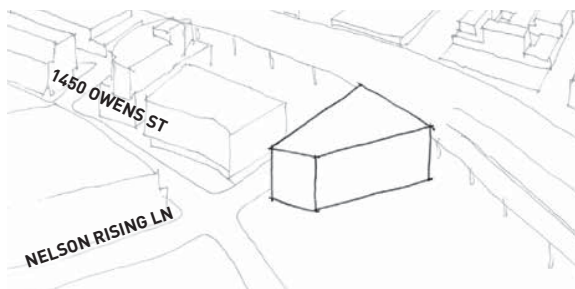
Buildings to varying degrees are shaped by their site. There is the land itself, the immediate conditions surrounding the site, and the environmental conditions where the site is situated. There can be a certain uniformity in these factors or diversity. It is for the building to harmonize these influences so that it finds its place in the situation for which it has been designed.

The site for 1450 Owens is challenged from near and far. The poor quality of the bearing capacity of the soil requires a deep and costly foundation system. The immediate vicinity is a study in contrasts with the east edge of the site positioned at the terminus of the vara, Nelson Rising Lane, the north facing a future public field and the central city beyond, the west edge against the elevated 280 freeway, and the south edge looking out to an assortment

of life science buildings and parking garages. It may not be a situation to be envied, but restraint in response to constrained circumstances often leads to the best results.

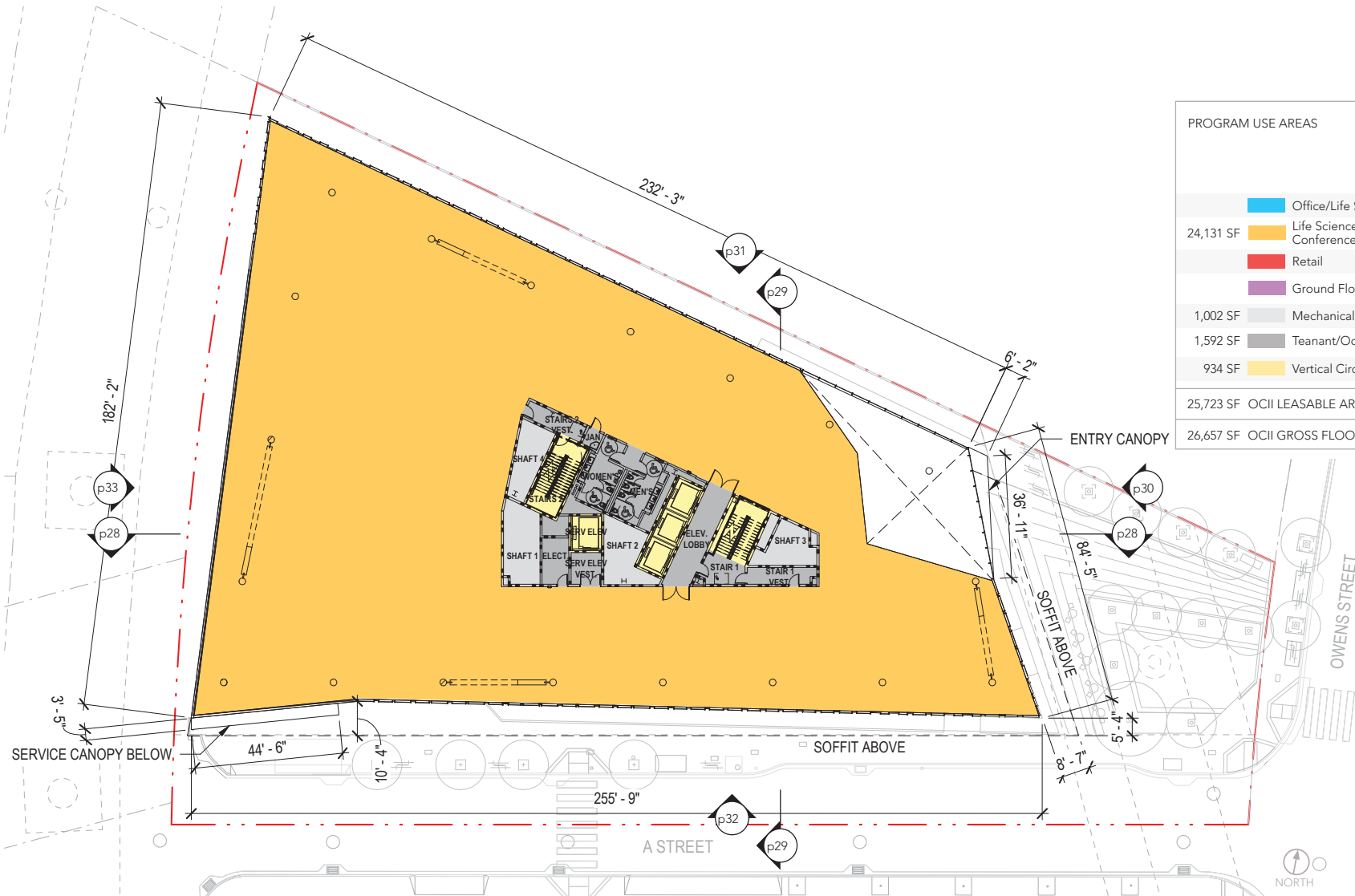
For any project to be financially feasible at this location, the built area of the irregularly shaped site must be maximized on the one hand while paying heed to the views from Potrero Hill on one side and an active recreation public open space on the other. The design height strikes a balance to preserve views and minimize shadows. The building respects easements to the west and east and creates setbacks on the north and south for planting and water retention basins. On the east, the planting and basins form part of the plaza at the main entry where a prominent sculpture will be on axis with the vara.

The seven story structure above is a delicate, open bronze lantern easing the views to it and opening to those beyond. In a nod to its intended function, the pattern of vertical window mullions inspired by the patterns of an electrophoresis assay serves to lighten and diminish the bulk of the building. The carefully designed shifts, selective expression and strategic retreat of certain floor plates and curtain wall surfaces further contribute to a reduction of visual weight while opening the work spaces within to the surroundings. With simple candor, the building acknowledges the dynamism of its site. It is situated as a new gateway to Mission Bay.





# Level 2 Plan



PROGRAM USE AREAS		Leasable Area	Gross Area
Office/Life Sciences		X	X
24,131 SF Life Science Meeting/Conference Center		X	X
Retail			
Ground Floor Circulation/Service			
1,002 SF Mechanical/Operational			
1,592 SF Teanant/Occupant Support		X	X
934 SF Vertical Circulation (BOMA 1996)			X
25,723 SF OCII LEASABLE AREAS THIS LEVEL			
26,657 SF OCII GROSS FLOOR AREAS THIS LEVEL			

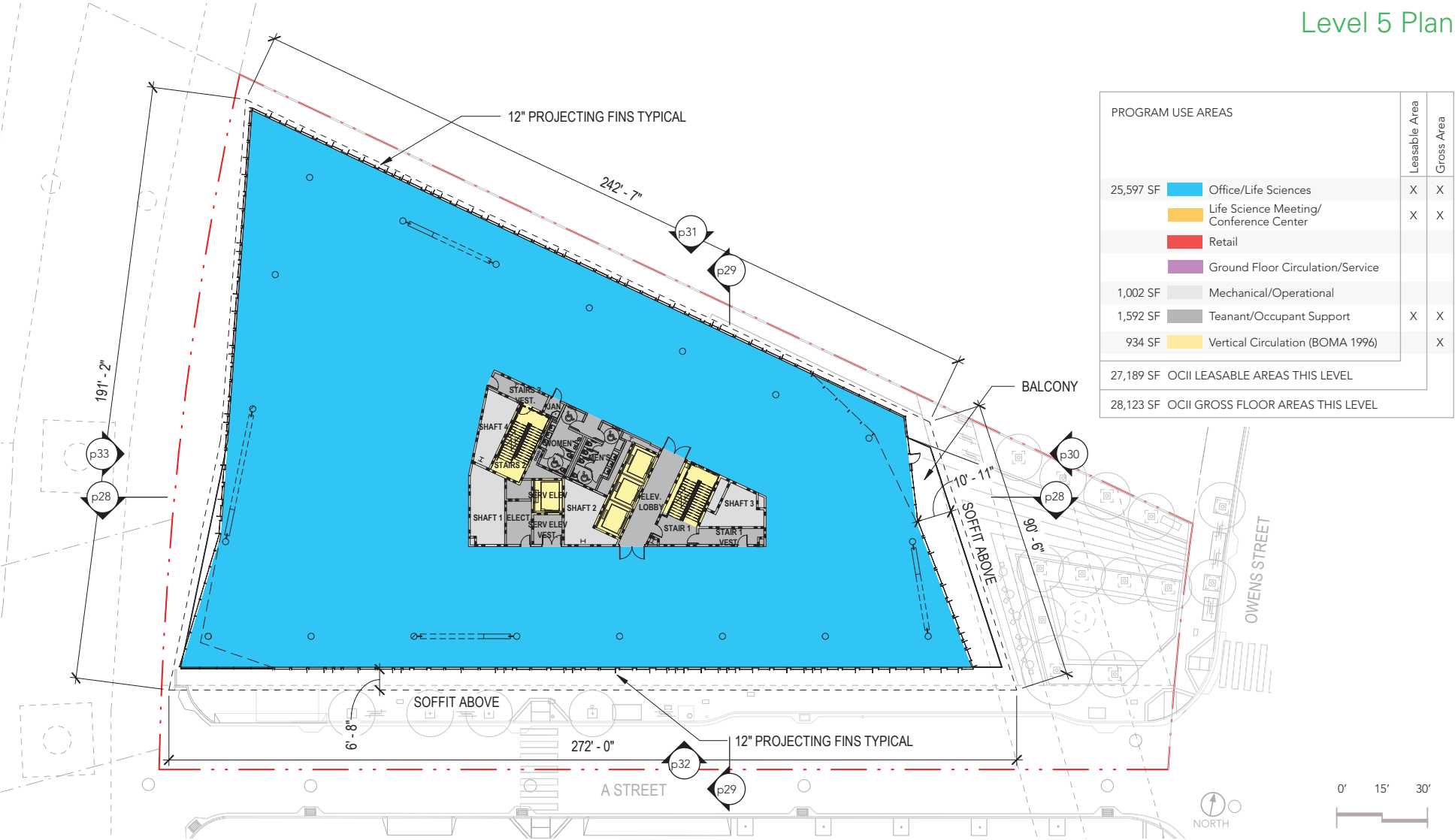
## Level 3 Plan



## Level 4 Plan

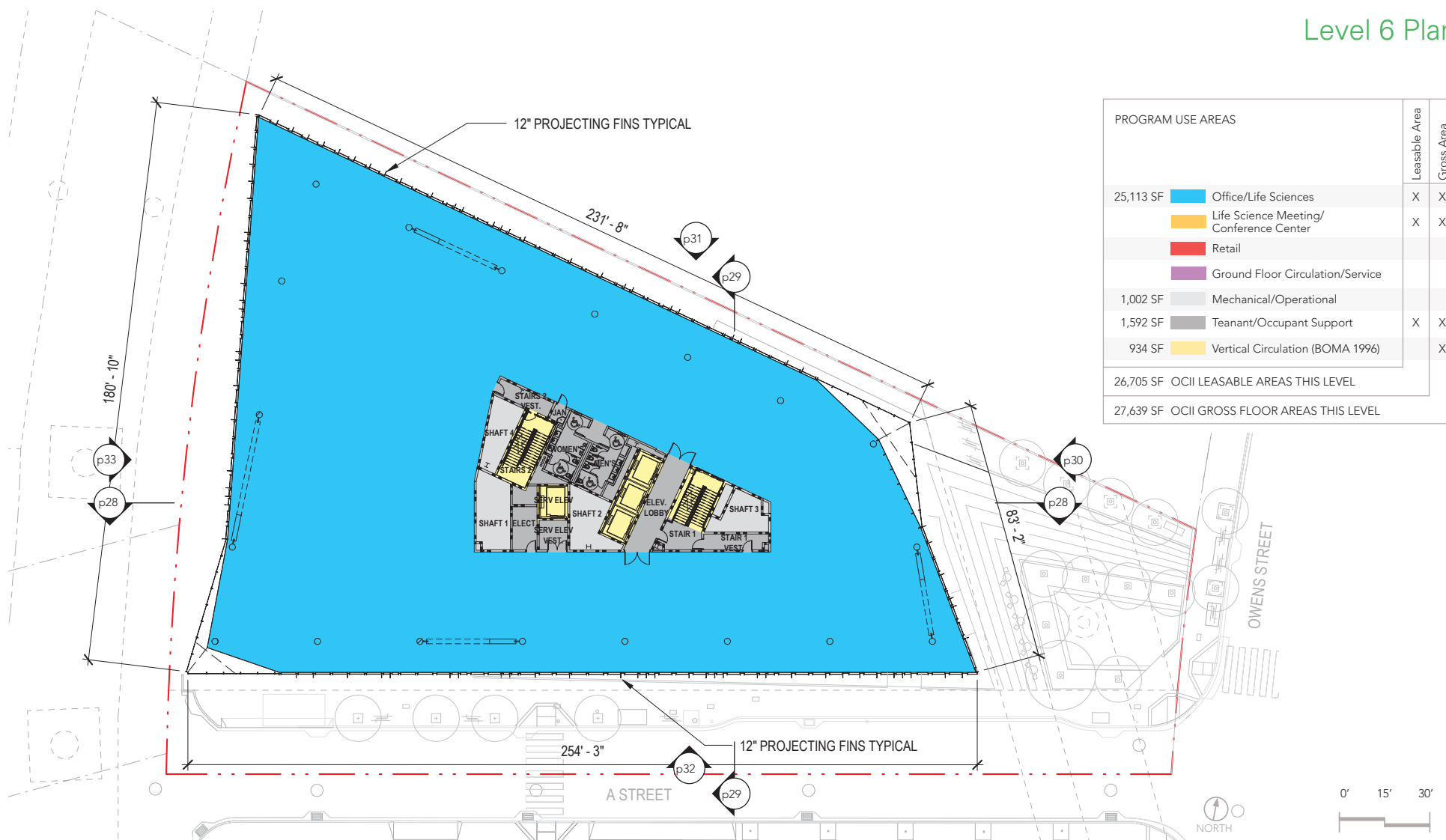


# Level 5 Plan



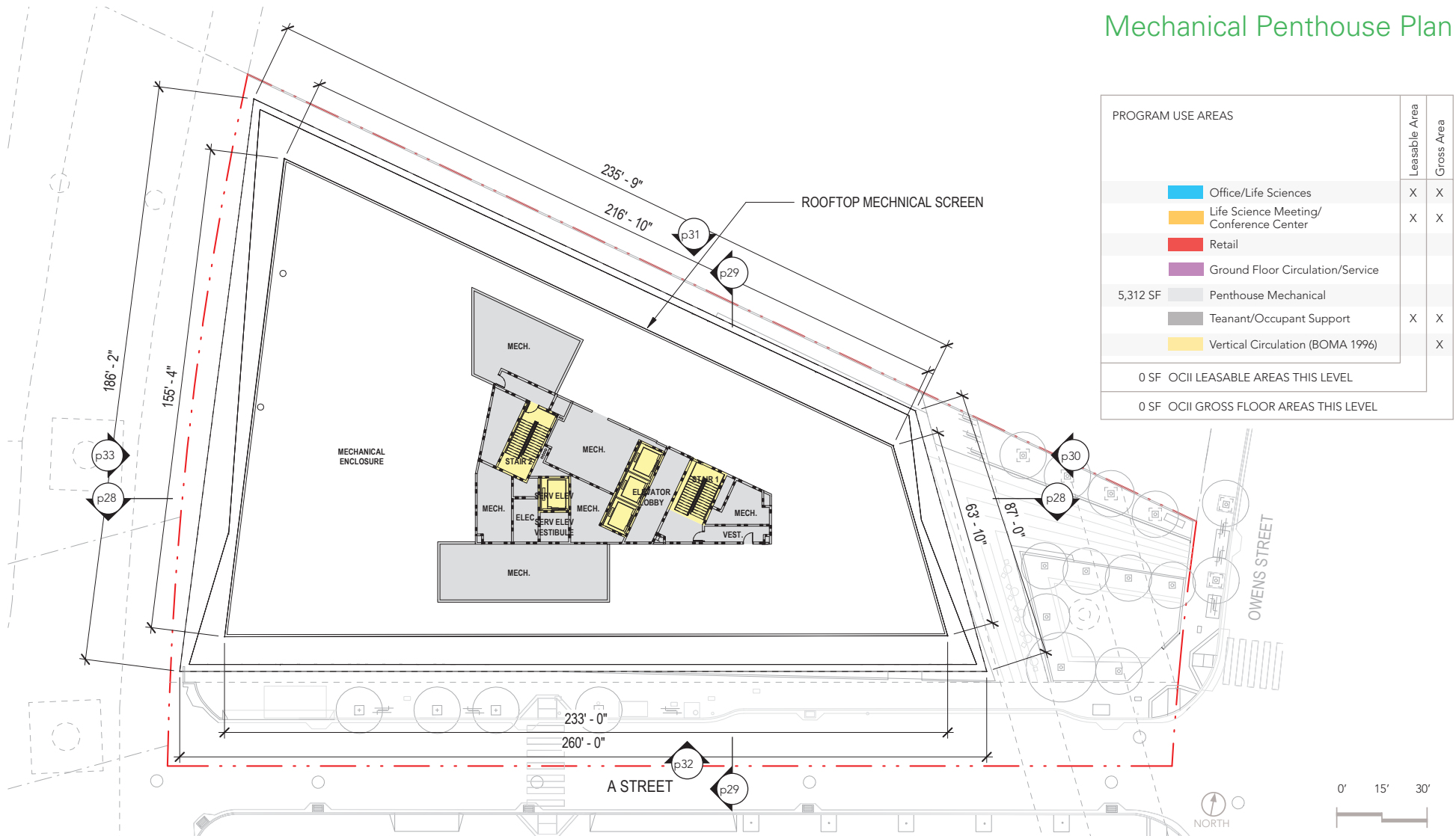


## Level 6 Plan

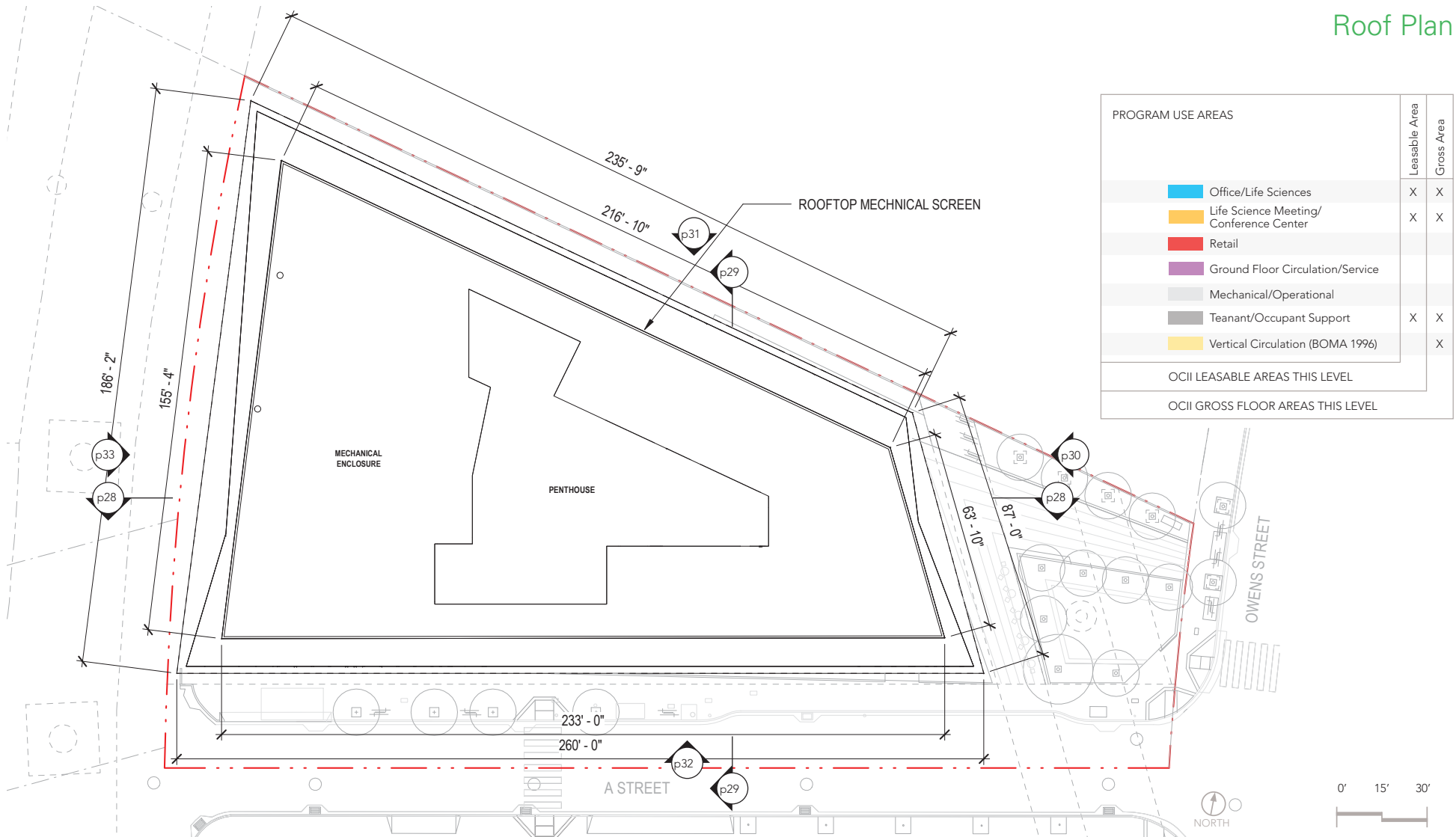




## Mechanical Penthouse Plan



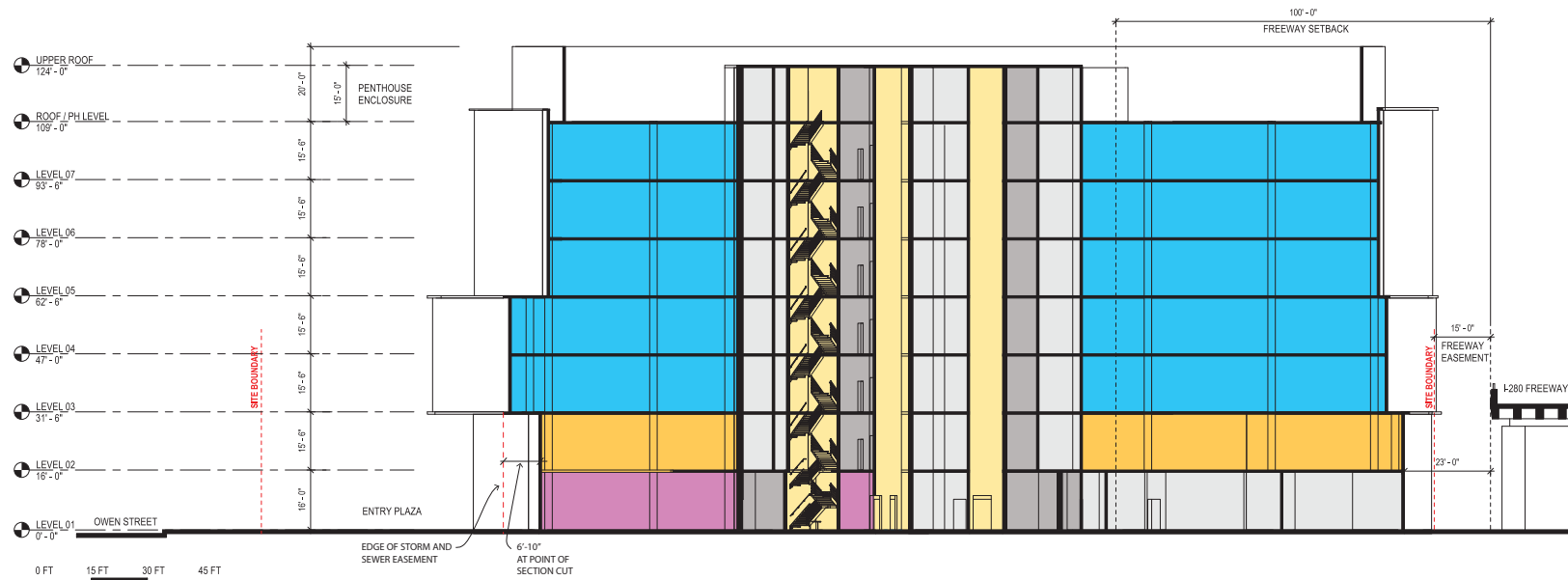
# Roof Plan



## East-West Building Section Through Core

### PROGRAM USE AREAS

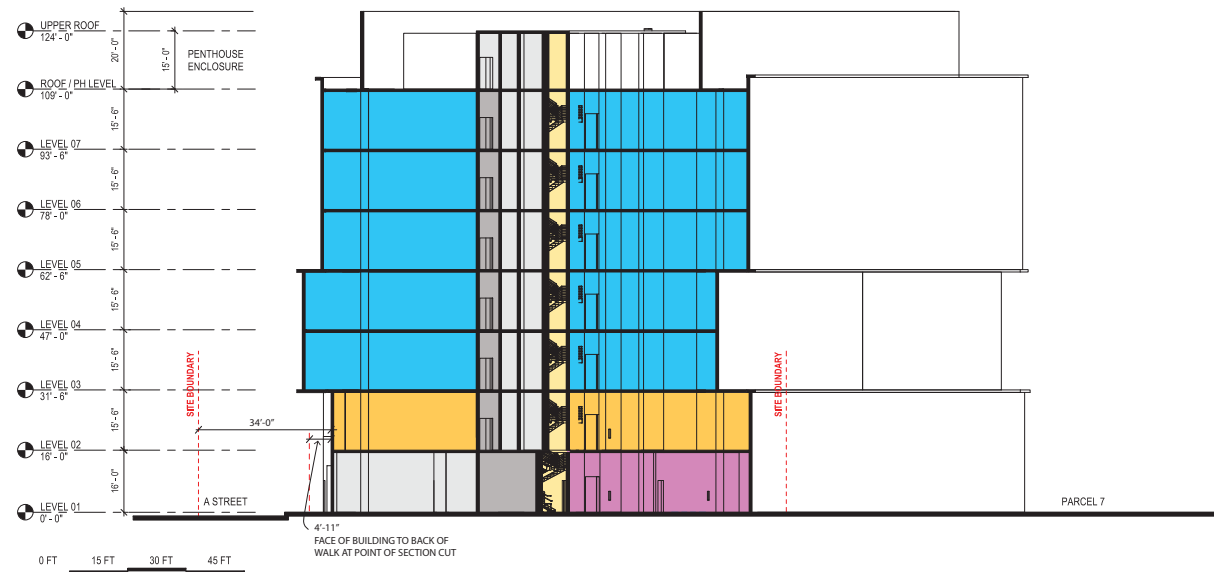
- Office/Life Sciences
- Life Science Meeting/Conference Center
- Retail
- Ground Floor Circulation/Service
- Mechanical/Operational
- Tenant/Occupant Support
- Vertical Circulation (BOMA 1996)



## North-South Building Section Through Core

### PROGRAM USE AREAS

- Office/Life Sciences
- Life Science Meeting/Conference Center
- Retail
- Ground Floor Circulation/Service
- Mechanical/Operational
- Tenant/Occupant Support
- Vertical Circulation (BOMA 1996)




## East Elevation





## North Elevation



## South Elevation



## West Elevation





## Illustrative Rendering, From Owens Street Looking Southwest



## Illustrative Rendering, From Ball Field Looking South





## Illustrative Rendering, Down 'A' Street, Looking West



## Illustrative Rendering, View From the I-280 Freeway, Looking North

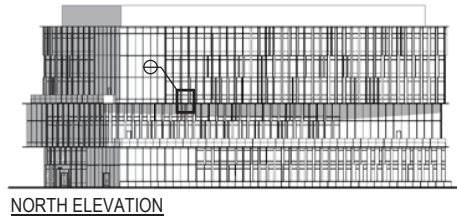




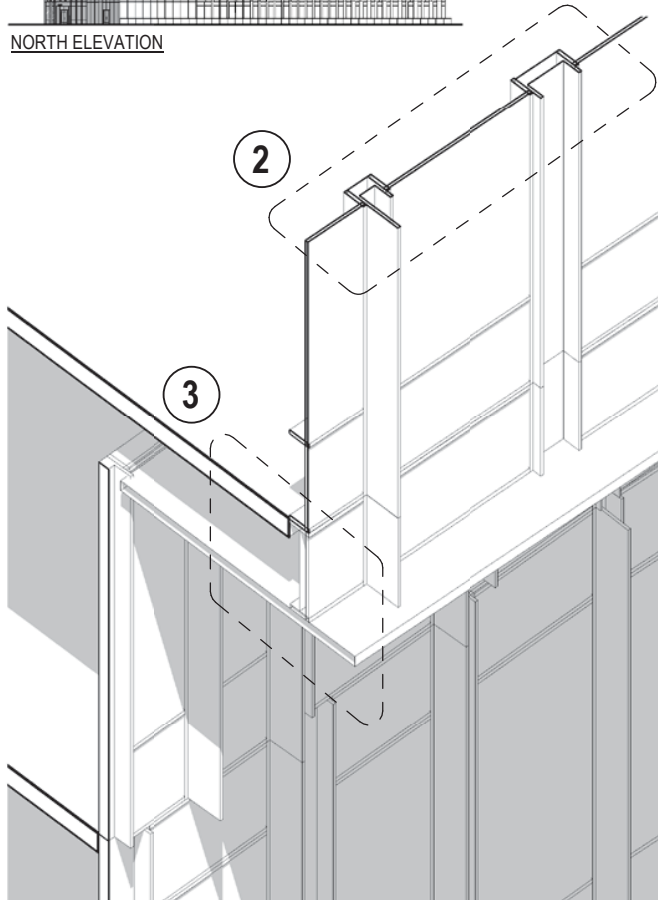
## Illustrative Rendering, View At Entry Plaza



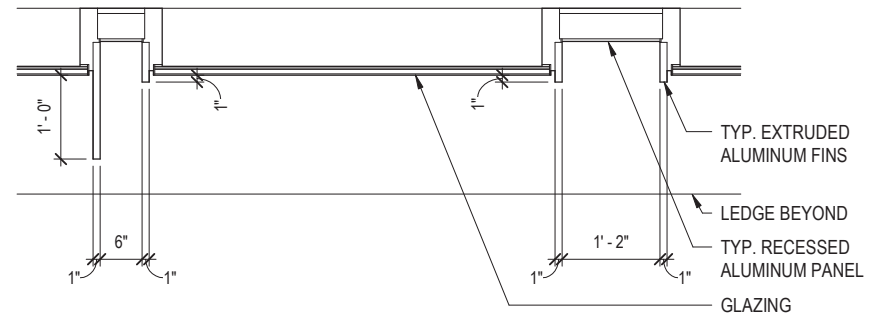
## Facade Details



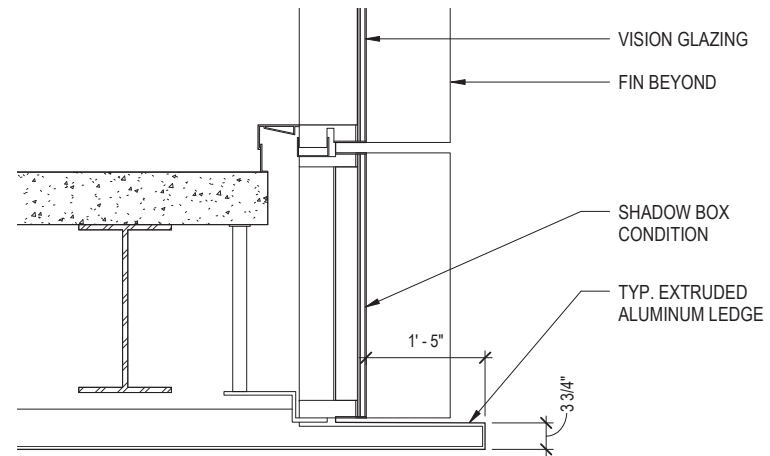
NORTH ELEVATION



1 WALL SECTION ISOMETRIC  
SCALE: NTS

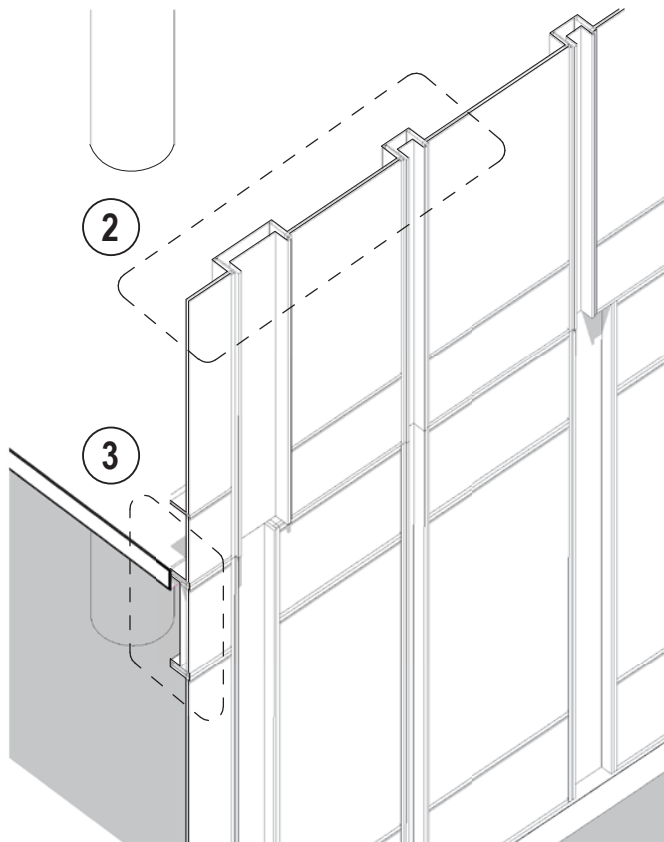
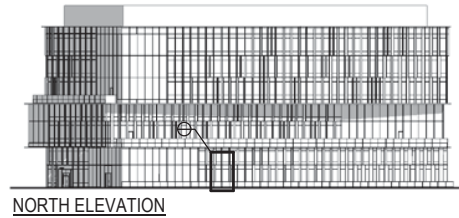


2 PLAN DETAIL - TYPICAL RECESSED PANELS AND FIN  
SCALE: 3/4" = 1'-0"

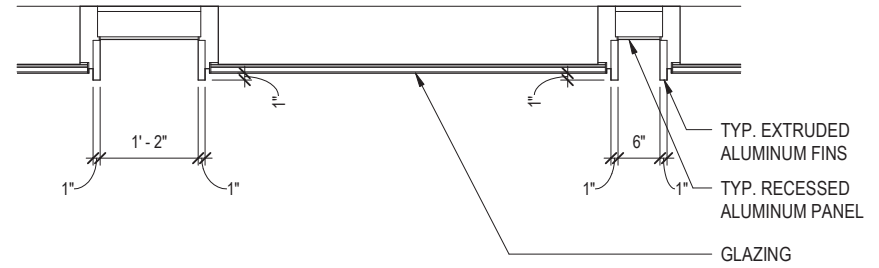


3 SECTION DETAIL - TYPICAL LEDGE TRIM  
SCALE: 3/4" = 1'-0"

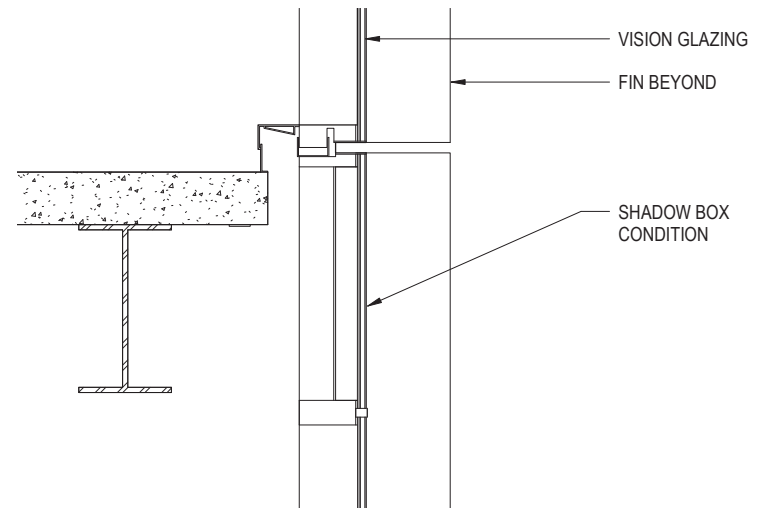
## Facade Details



1 WALL SECTION ISOMETRIC LOWER LEVELS  
SCALE: NTS



2 PLAN DETAIL - TYPICAL RECESSED PANELS AT LOWER LEVELS  
SCALE: 3/4" = 1'-0"

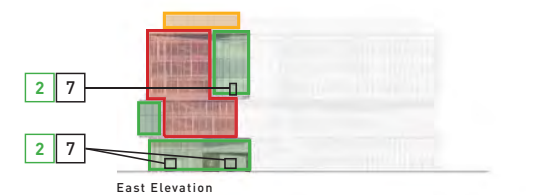
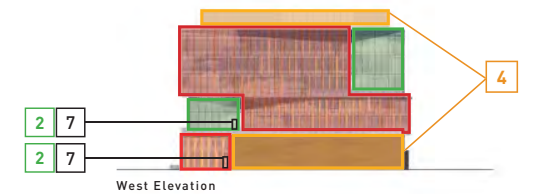
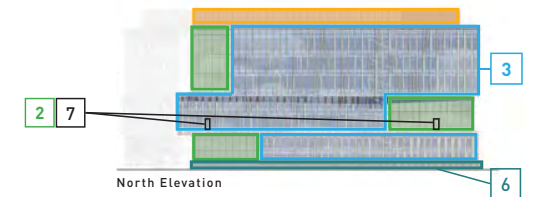
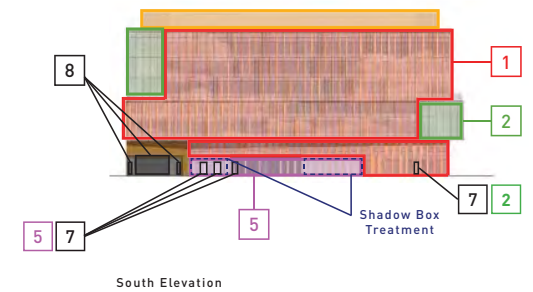


3 SECTION DETAIL - TYPICAL SHADOW BOX SPANDREL  
SCALE: 3/4" = 1'-0"




## Samples of Building Materials

### GLASS & DOOR TYPES



## Samples of Building Materials



4  
Rooftop Screen and West/South Rainscreen: Powder Coating Aluminum Panel



Railing: Low-Iron Laminated Glass




3  
Upper Level North Glazing: Solarban 60




2  
Lobby/Atrium Glazing and Entry/Terrace/West Ground Full-Lite Glass Door: Low-Iron Glass




5  
Ground Floor Glazing Treatment and Internal Corridor Full-Lite Glass Door: Full-Lite Acid Etch Glass




6  
Fence: Perforated Powder Coating Aluminum Panel




1  
Upper Level Glazing (North Excluded): Halio Glass




Shadow Box: Glass Coating to Match Upper Level North Glazing Solarban 60 Custom Paint for Shadow Box




Fin/Reveal/Ledge: Powder Coating Aluminum Copper Finish




Grand Entry Canopy: Precast Concrete



7  
Entry/Terrace/Internal Corridor/Transformer Room/West Ground Door Frame: To Match Curtain Wall

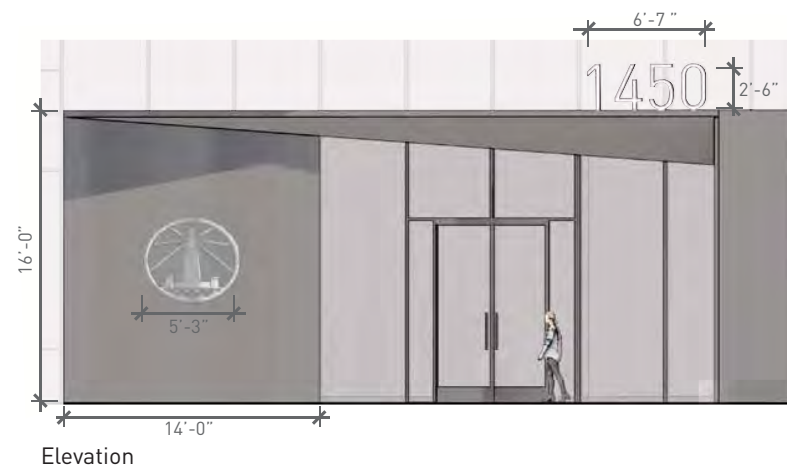
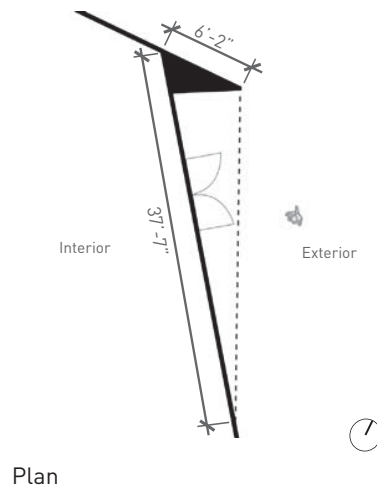
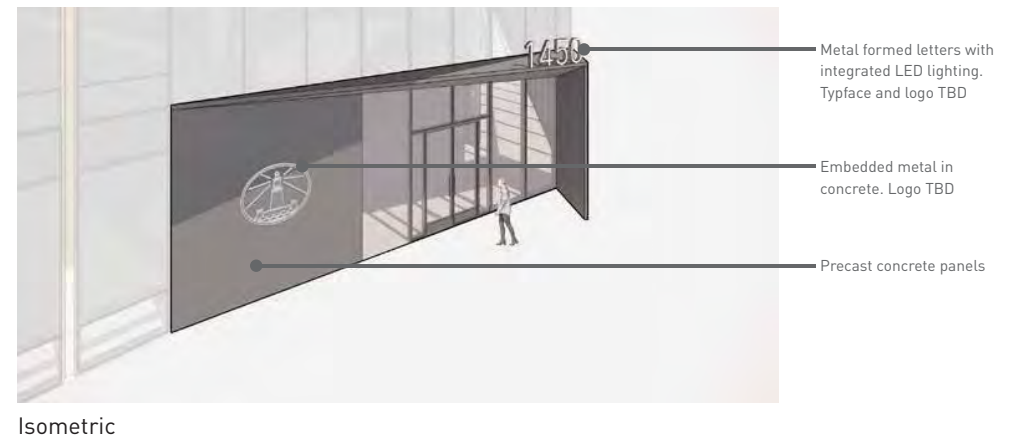
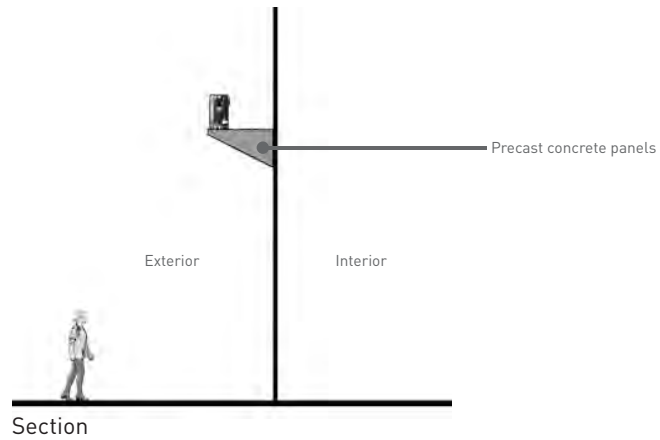


Curtain Wall Mullion: Powder Coating Aluminum Custom Metallic Black Finish

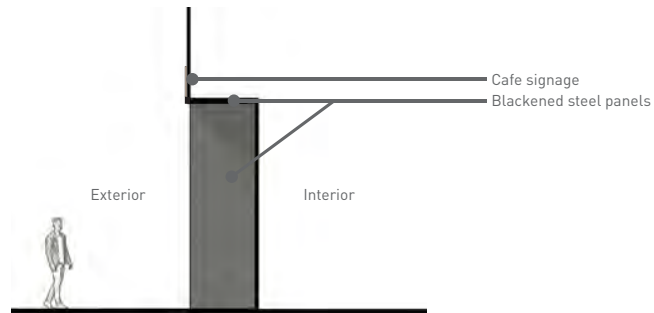


8  
Loading Room/Fire Pump Door Frame and Solid Panel: To Match Curtain Wall Mullion

## Building Entry Signage Concept



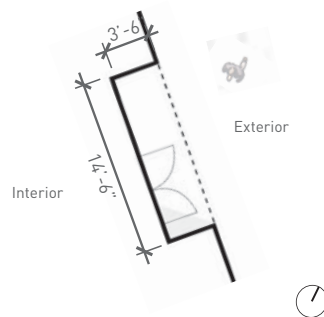
## Building Cafe Signage Concept



Section



Isometric



Plan



Elevation



## Site View: From De Haro St & Southern Heights Ave



## Site View: From Arden Complex





Site View: From Nelson Rising Lane


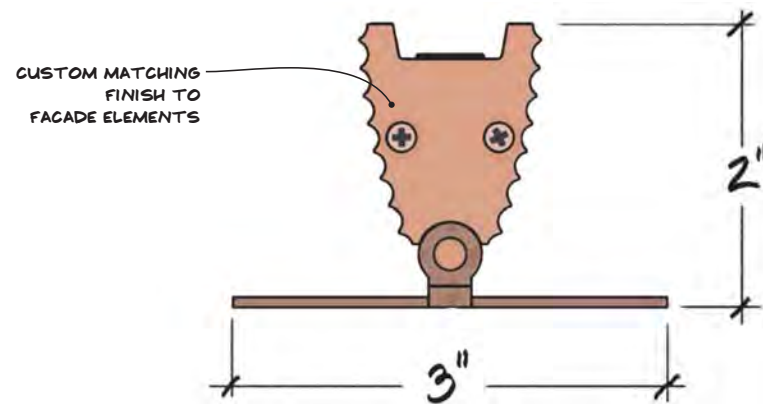
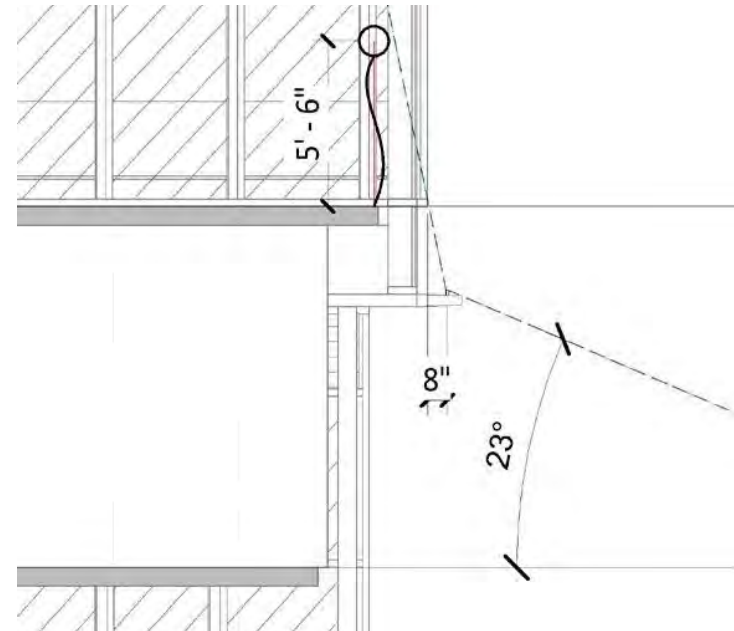



## Exterior Lighting Concept



- 1 Facade Uplighting:** Linear fixtures surface mounted to the ledges, which illuminate protruding fins with a shielded grazing light
- 2 Cutout Boxes:** Internally illuminated forms emphasize the void created by these multi-height spaces
- 3 Entry Portal:** Uplighting creates a dramatic focal point visible from the streetside.

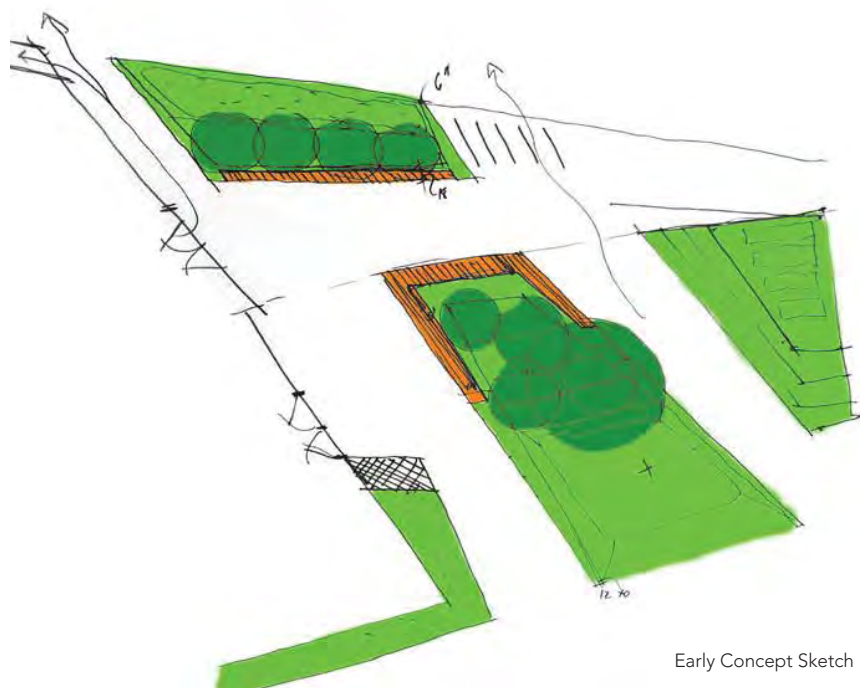
## Exterior Lighting Concept - Detail



Linear Uplight Mounting Details



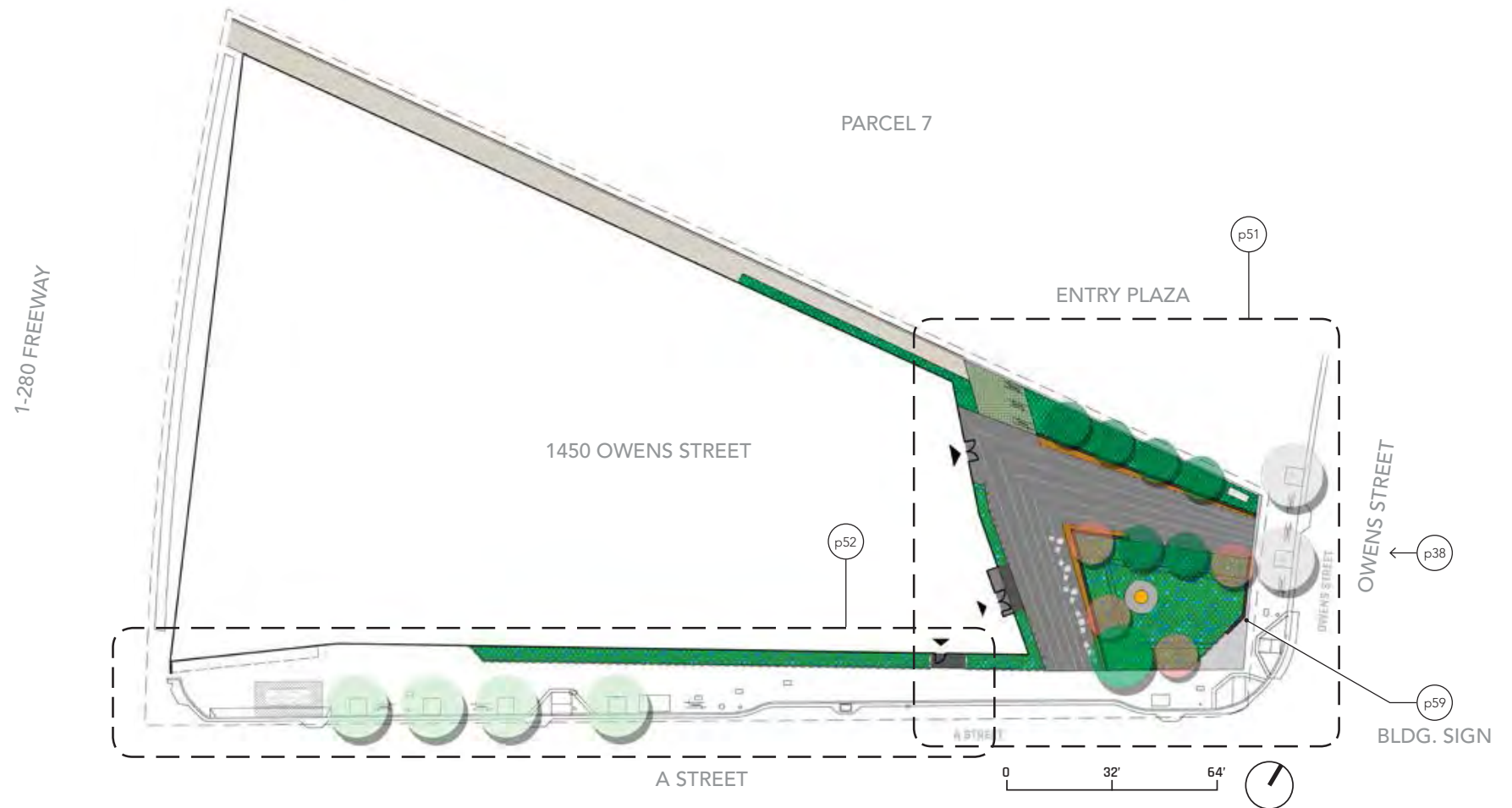
## Landscape Narrative



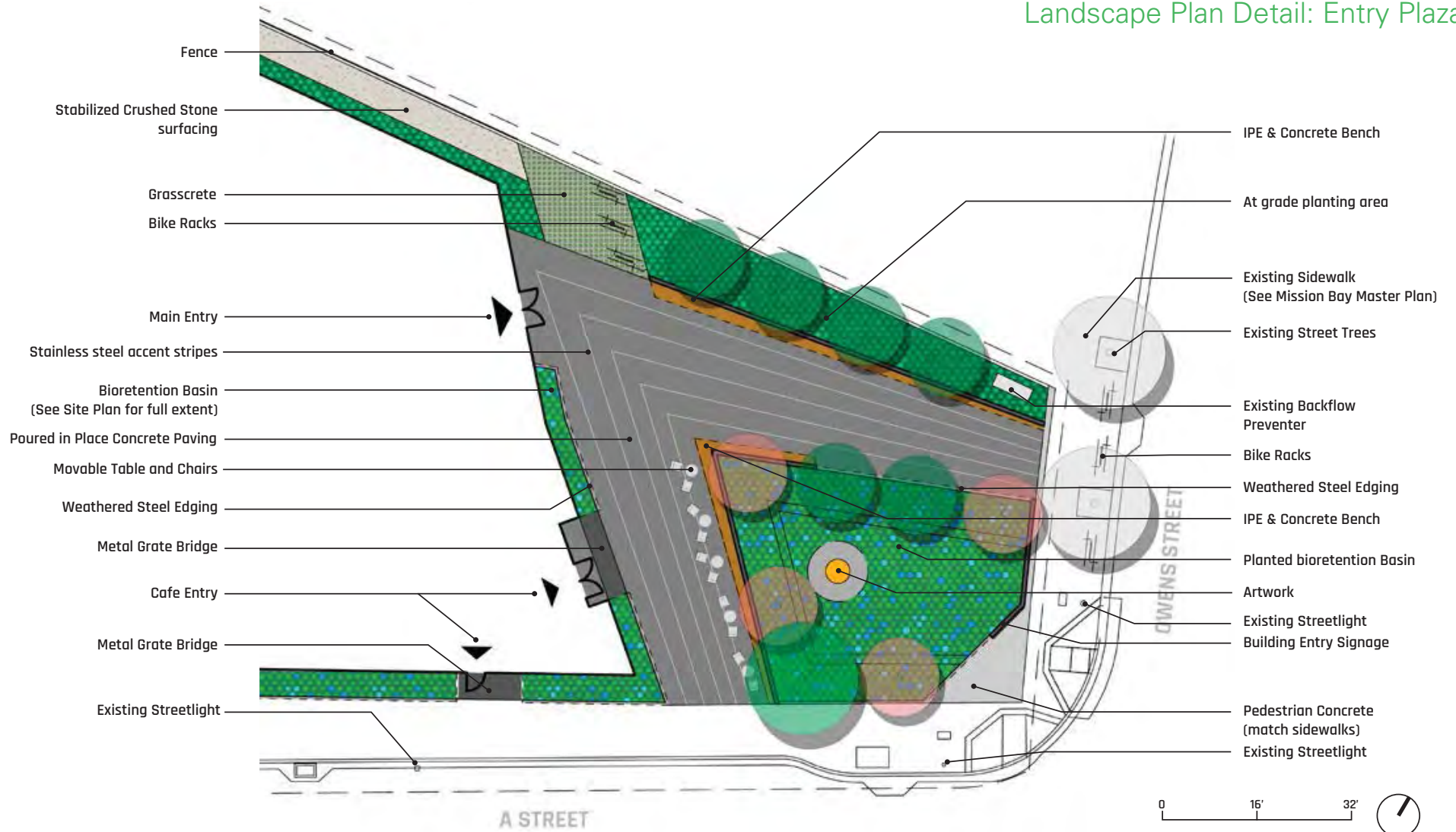
The ground-level Plaza is laid out to provide direct access to the main building entrance for pedestrians arriving from Owens and A Streets. A planted stormwater basin anchors the intersection, creating a distinct entry moment approaching the building, and a backdrop for the building entry signage. It provides the necessary treatment capacity & vegetated respite from the adjacent streets. Artwork will be situated within this bioretention basin, positioned for optimal views from the streets as well as the building interior. The acute chevron layout is accentuated by intersecting radial paving patterns creating tension and energy culminating at the front entrance of the building. IPE and steel benches with tapering profiles along the entrances create social corridors stimulating employee interaction. A bioretention basin at the base of the building, extending down A Street, softens the interface of the public realm and the facade. Tree species have been chosen to create tactile and visual interest with their foliage, bark, and branching structures. Multiple connections to the adjacent park are provided, as well as bicycle parking near the entrance.



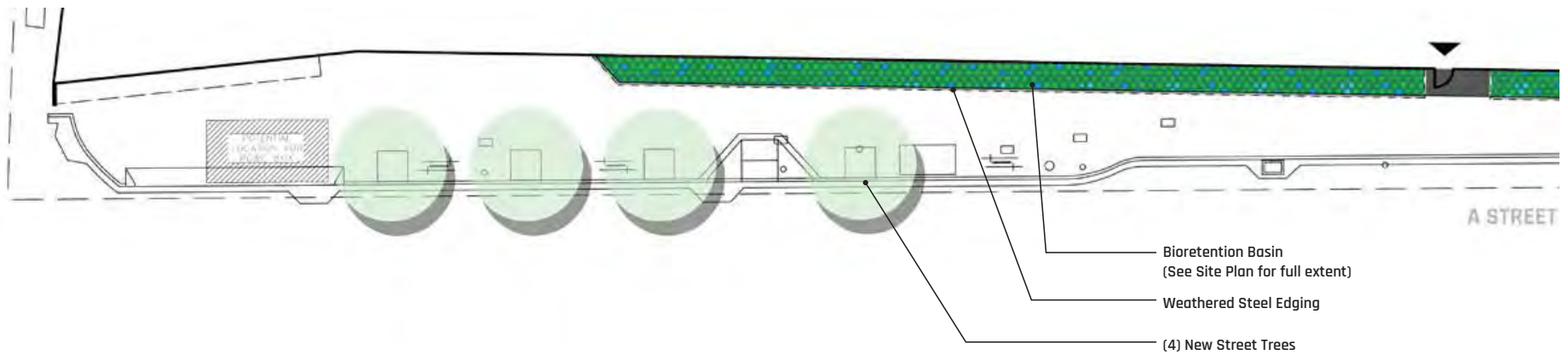
## Landscape Site Plan



## Landscape Plan Detail: Entry Plaza

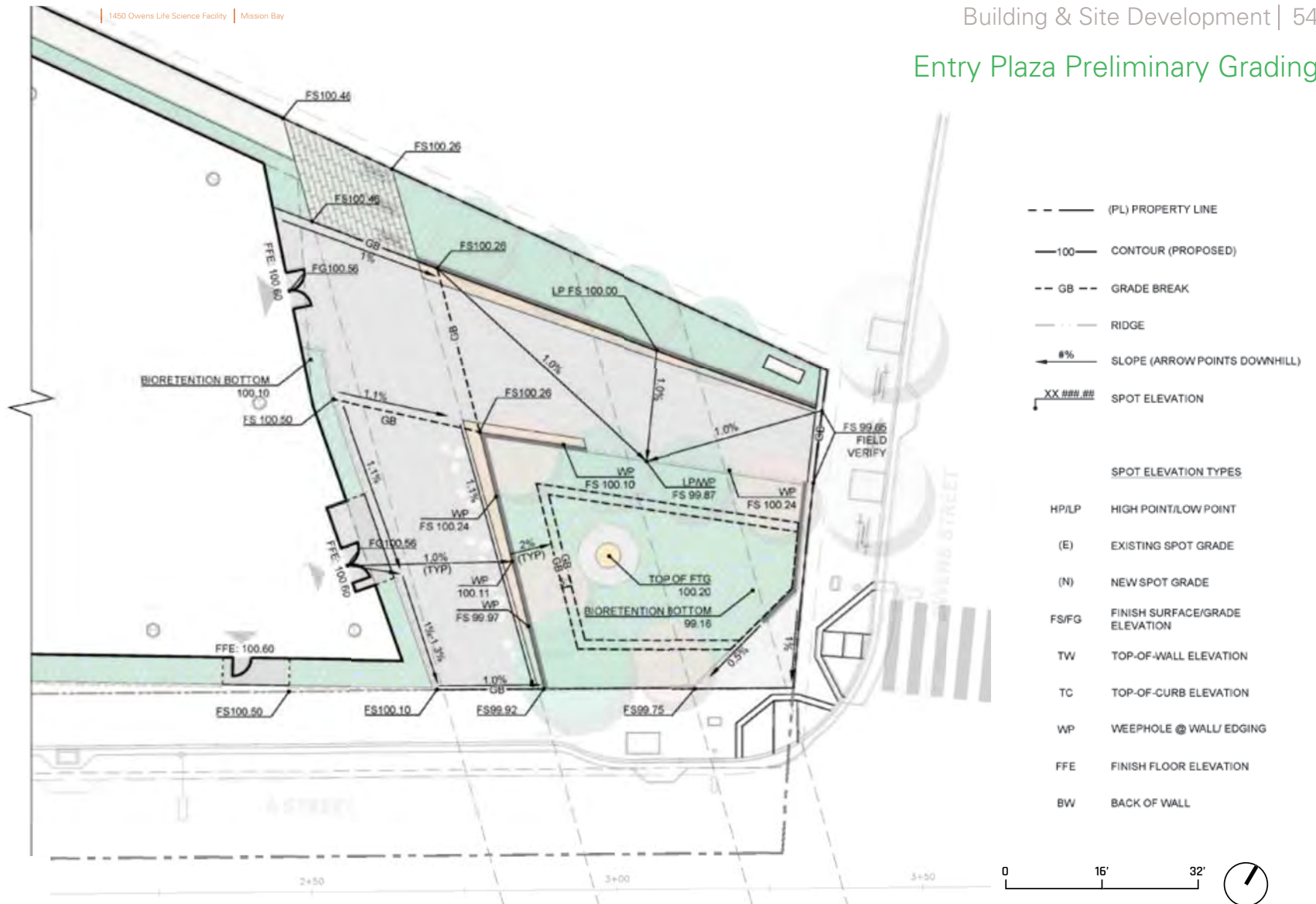


## Landscape Plan Detail: A Street



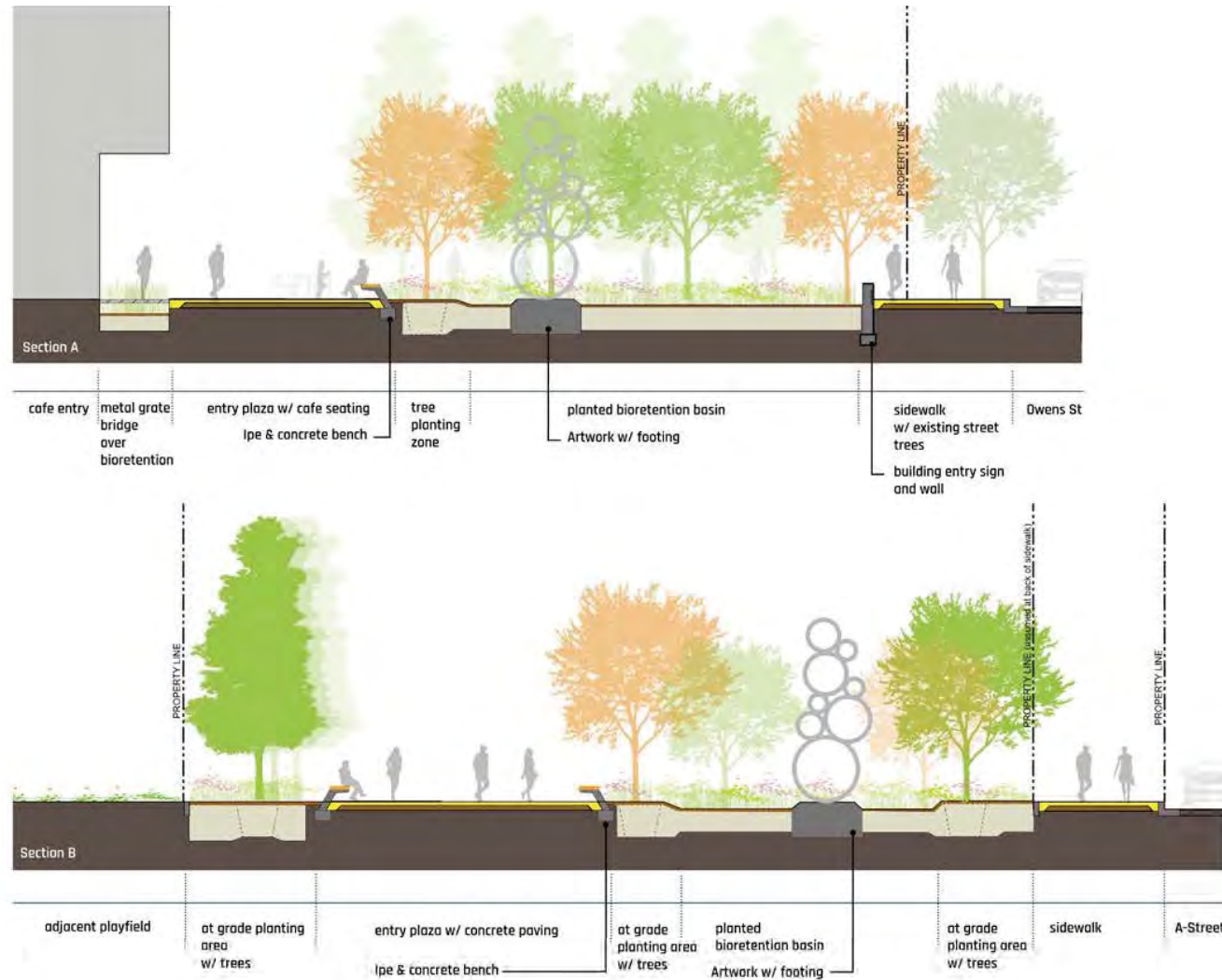
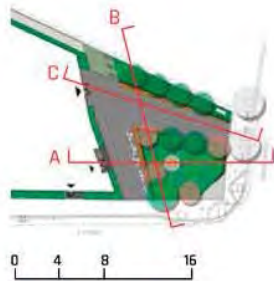


## Entry Plaza Preliminary Grading



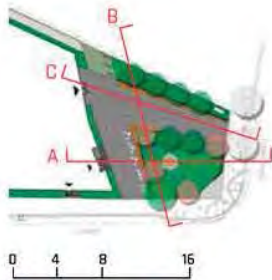
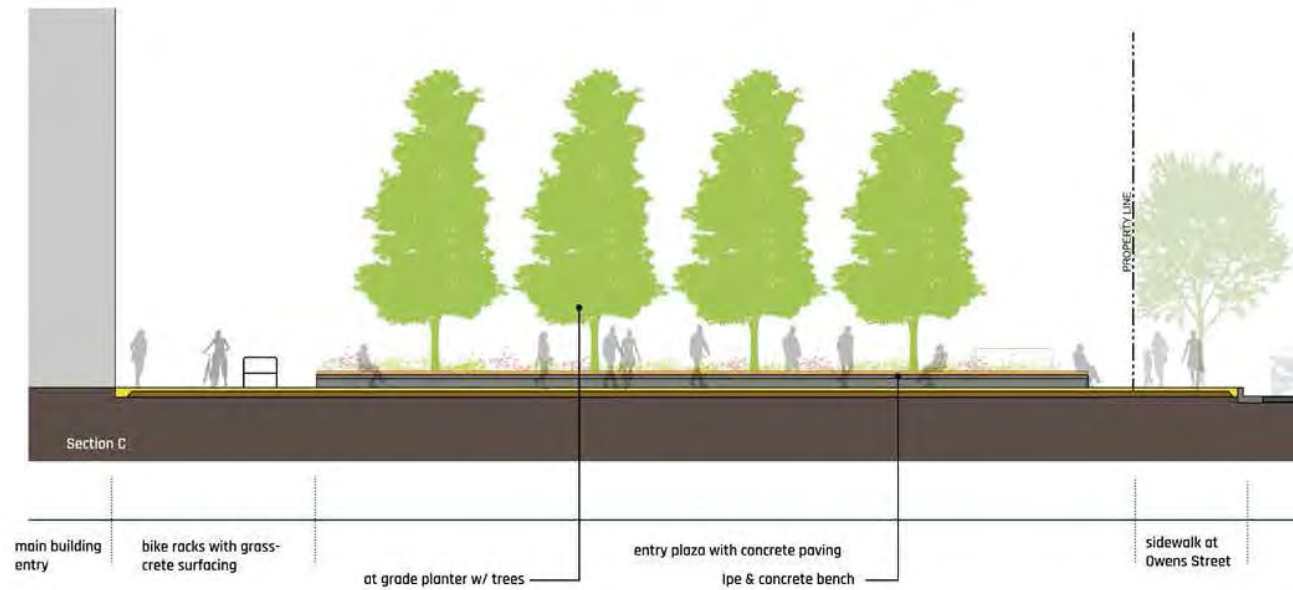


## Landscape Section 1





## Landscape Section 2



## Landscape Planting: Entry Plaza

### Bioretention Palette



*Chondropetalum tectorum*  
Cape Rush



*Iris douglasiana*  
Pacific Coast Iris



*Juncus patens*  
Blue Rush



*Melica imperfecta*  
Coast Range Melic



*Sisyrinchium bellum*  
Blue Eyed Grass

### Ground Plane Planting Palette



*Pennisetum 'Fairy Tales'*  
Fountain Grass



*Calamagrostis x acutiflora 'Karl Foerster'*  
Feather Reed Grass



*Festuca idahoensis 'Siskiyou Blue'*  
Siskiyou Blue Fescue



*Lomandra longifolia 'Breeze'*  
Dwarf Mat Rush



*Echium candicans*  
Pride of Madeira



*Asclepias speciosa*  
Showy Milkweed



*Achillea millefolium 'Sonoma Coast'*  
Sonoma Coast Yarrow



*Monardella villosa*  
Coyote Mint

### Tree Palette



*Acer rubrum 'Armstrong'*  
Red Maple



*Aesculus californica*  
California Buckeye



*Arbutus menziesii*  
Madrone



*Lagerstroemia indica*  
Crape Myrtle

## Hardscape and Materials: Entry Plaza



Concrete & Wood Bench w/ illumination




Weathered Steel edging



Bike Racks at City Sidewalk




Poured in Place Concrete Paving w/ metal strip inlay



Crushed Stone Surfacing



Concrete Unit Pavers

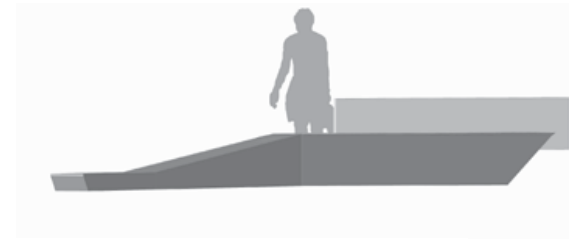


Perforated Powder Coating Aluminum Panel

## Entry Plaza Signage Concept



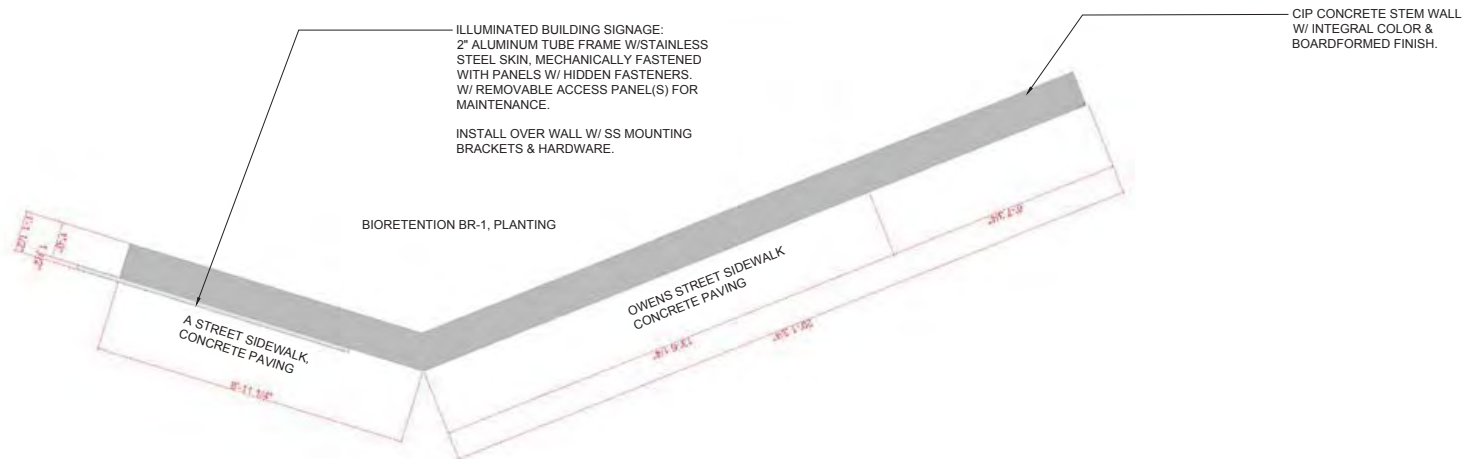
FRONT (STREET) OBLIQUE ELEVATION



REAR (BIORETENTION) ELEVATION



FRONT (STREET) ELEVATION



PLAN



## Appendix

<b>APPENDIX</b>	<b>60</b>
A. Shadow Study	61
B. Wind Analysis	66
C. Block 43 Mitigation Status Report	68



## A. Shadow Study



**Summer Solstice**  
08:00am



**Spring/Autumn Equinox**  
08:00am



**Winter Solstice**  
08:00am

08:00am



## Shadow Study



**Summer Solstice**  
10:00am



**Spring/Autumn Equinox**  
10:00am



**Winter Solstice**  
10:00am

10:00am

## Shadow Study



**Summer Solstice**  
12:00pm



**Spring/Autumn Equinox**  
12:00pm



**Winter Solstice**  
12:00pm

12:00pm



## Shadow Study



**Summer Solstice**  
2:00pm



**Spring/Autumn Equinox**  
2:00pm



**Winter Solstice**  
2:00pm

02:00pm

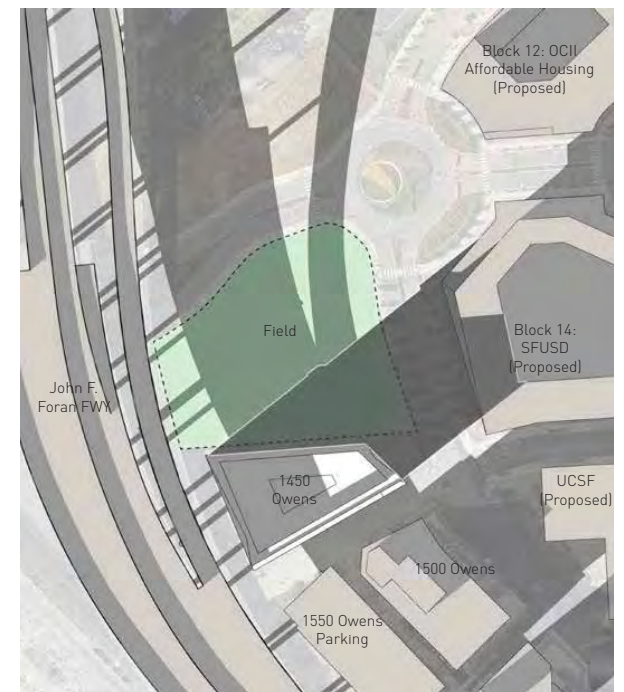
## Shadow Study



**Summer Solstice**  
4:00pm (Sunset at 07:30pm)



**Spring/Autumn Equinox**  
4:00pm (Sunset at 06:17pm)



**Winter Solstice**  
4:00pm (Sunset at 04:50pm)

04:00pm

Because the proposed project would develop a building 109 feet in height, a project-specific wind analysis was performed, consistent with Mission Bay FSEIR Mitigation Measure D.7<sup>(1)</sup>. The analysis included wind-tunnel testing in accordance with the procedures developed for implementation of San Francisco Planning Code Section 148. The wind tunnel test was conducted using a 1:240 (1 inch = 20 feet) scale model of the proposed project and surrounding buildings within a 1,360-foot radius centered on the project site, which is sufficient to encompass buildings on the site as well as nearby buildings that could affect winds on and near the site. The circular study area extends west from the project site to encompass the I-280 freeway and buildings across Seventh Street, north to buildings on the north side of Mission Creek, east to Fourth Street, and south almost to 16th Street. Using 16 compass directions (northwest, west-northwest, west, west-southwest, southwest, etc.), wind tunnel tests were conducted for the project site and vicinity using the following scenarios:

- Existing (2)
- Existing plus 1450 Owens Street Project
- Cumulative (with project), consisting of buildout of the remainder of the Mission Bay South Plan<sup>(3)</sup>, along with nearby projects at 900 7th Street (Recology site) and 1140 7th Street (California College of the Arts new academic building) project

The scale model, which was equipped with permanently mounted wind speed sensors, was placed inside an atmospheric boundary layer wind tunnel. The model had 31 wind speed sensors (test points) to measure wind speeds at locations where relatively severe conditions are frequently found, such as at building corners, near building entrances, on adjacent sidewalks with pedestrian traffic, and in open plaza areas, at an equivalent full-scale height of approximately 5 to 7 feet above ground. Consistent with Planning Code Section 148, the locations of test points primarily consisted of publicly accessible sidewalks and open spaces under



with-project conditions where pedestrian use is anticipated.

The project-specific wind-tunnel test found that the proposed project would result in a small increase in wind speeds, with the average wind speed exceeded one hour per year increasing from 23 mph under existing conditions to 25 mph with the project<sup>(4)</sup>.

Under cumulative conditions, with buildout of the South Plan area, the average wind speed exceeded one hour per year would be 25 mph, the same as under with-project conditions. No exceedances of the pedestrian wind hazard criterion were identified under any of the three wind-tunnel test scenarios; therefore, there would be no significant project or cumulative wind impacts. Therefore, the proposed project would not result in any new or substantially more severe wind impacts than were identified in the Mission Bay FSEIR, Mitigation Measure D.7 from the Mission Bay FSEIR has been fully satisfied, and no further mitigation measures are required.

Although not a CEQA analysis, the wind-tunnel testing also included measurement of wind speeds that were exceeded 10 percent of the time

## B. Wind Analysis

for comparison to the Planning Code pedestrian wind comfort criterion of 11 mph<sup>(5)</sup>. The wind comfort analysis found that the average wind speed exceeded 10 percent of the time would remain the same (12 mph) under existing conditions, conditions with the proposed project, and cumulative conditions. The analysis found that wind speeds under existing conditions exceed the comfort criterion at 24 of the 31 test points, while with the project, wind speeds would exceed the comfort criterion at 27 of the 31 test points. Under cumulative conditions, wind speeds would exceed the comfort criterion at 24 of the 31 test points, the same number as under existing conditions, although the locations of some exceedances would be different.

- (1) CPP Inc., 1450 Owens: Pedestrian-Level Winds Report, July XX, 2020.
- (2) The Existing Baseline scenario assumes completion of under-construction buildings on Block 1 (hotel) and Block 6W (affordable housing).
- (3) Buildout of the South Plan area assumes development at the Plan-approved heights of affordable residential buildings on Blocks 12W, 4E, and 9A; UCSF development at Plan-approved heights on Blocks 15A, 15B, 16A, 16B, and 18A; and development at the Plan-approved height on Block 14 of a school and potential additional uses. Not all of these buildings are included in the wind analysis, because many are too far away to have wind effects that would interact with wind effects of the proposed project. Not included in the wind analysis are the Block 1 hotel (existing conditions) and buildings on Blocks 4E and 9A. The Golden State Warriors' recently approved hotel adjacent to the new Event Center site is also too distant to interact with project wind or shadow effects.
- (4) As stated in footnote 21, page 23, because of the conversion involved in evaluating hourly wind speeds based on wind speed data collected over one-minute averages, the hazard wind speeds in this discussion are based on the 36 mph wind speed averaged over one-minute, and the hazard criterion is based on 36 mph.
- (5) The wind comfort speed is useful for characterization of the more common wind environment, as it represents winds that are exceeded 876 hours per year, as opposed to the hazard criterion's one hour per year.



## B. Wind Analysis

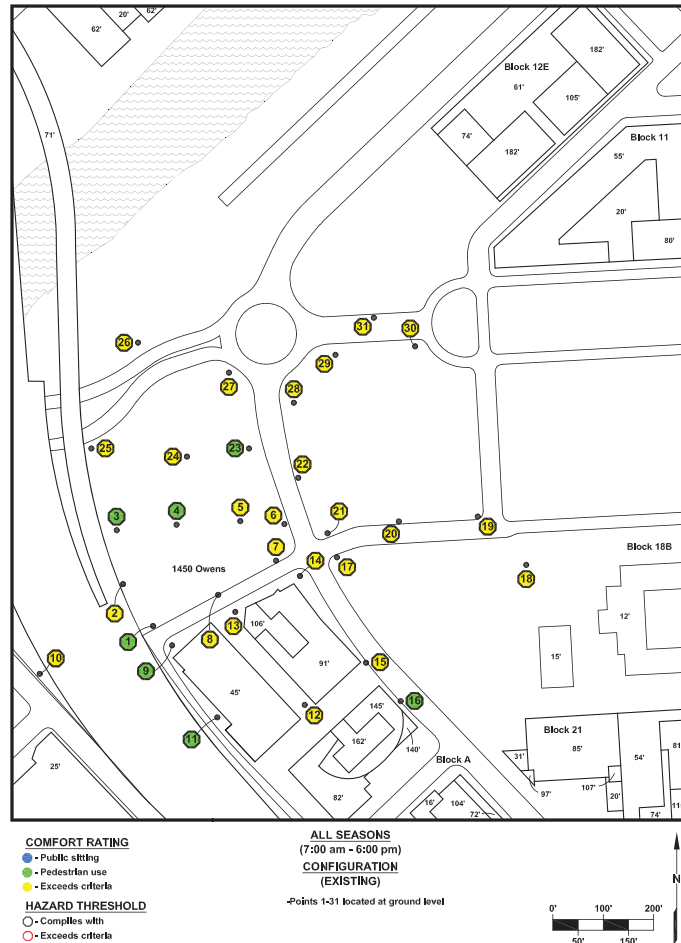


Figure 2a: Pedestrian wind speed measurement points with Comfort and Hazard ratings – Existing Configuration.

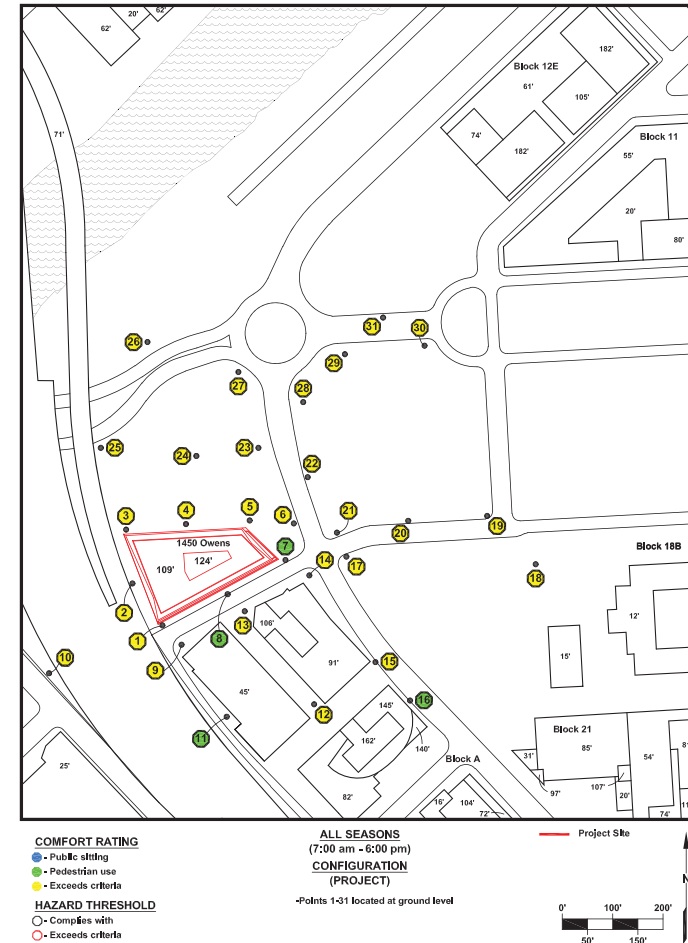


Figure 2b: Pedestrian wind speed measurement points with Comfort and Hazard ratings – Project Configuration.



## C. Block 43 Mitigation Status Report

MITIGATION MEASURES	MITIGATION RESPONSE	OTHERS RESPONSIBLE	MITIGATION SCHEDULE	IMPLEMENTATION PROCEDURES	IS MEASURE APPLICABLE?	IMPLEMENTATION	NAME PHONE EMAIL
<p>D.6. UNKNOWN ARCHAEOLOGICAL REMAINS.</p> <p>The entire Mission Bay Project Area has at least some sensitivity for the presence of unknown archaeological remains. Prehistoric cultural deposits could be encountered in three identified areas and unknown historical features, artifact caches and debris areas could be located anywhere in the Project Area. Follow procedures for instructing excavation crews, notifying the ERO and President of the LPAB, and developing recovery measures, as described in Measure D.03, above. In addition, in the event that prehistoric archaeological deposits are discovered, consult local Native American organizations. Dialogue with the ERO, LPAB and the archaeological consultant would take place in developing acceptable archaeological testing &amp; excavation procedures, particularly in regard to the disposition of cultural materials and Native American burials.</p>	Owner, Agency, City	Planning Department, ERO; LPAB President	Prior to excavation; ongoing implementation as required by measure	Prior to preparation of the work plan consultant shall consult with ERO and LPAB to develop a testing and excavation procedures.	Prior to preparation of the work plan consultant shall consult with ERO and LPAB to develop a testing and excavation procedures.	Pending City Action	

MITIGATION MEASURES	MITIGATION RESPONSE	OTHERS RESPONSIBLE	MITIGATION SCHEDULE	IMPLEMENTATION PROCEDURES	IS MEASURE APPLICABLE?	IMPLEMENTATION	NAME PHONE EMAIL
<p>D.7 PEDESTRIAN LEVEL WINDS. Require a qualified wind consultant to review specific designs for buildings 100 feet or more in height for potential wind effects. The Redevelopment Agency would conduct wind review of high-rise structures above 100 ft. Wind tunnel testing would also be required unless, upon review by a qualified wind consultant, and with concurrence by the Agency, it is determined that the exposure, massing and orientation of the buildings are such that impacts, based on a 26-mile-per-hour hazard for a single hour of the year criterion, will not occur. The purpose of the wind tunnel studies is to determine design-specific impacts and to provide a basis for design modifications to mitigate these impacts. Projects within Mission Bay, including UCSF, would be required to meet this standard or to mitigate exceedances through building design.</p>	Owner, Agency, City		Owner to submit consultant study during design phases with mitigations if needed	Implement per EIR	Yes	Building Schematic Design	

MITIGATION MEASURES	MITIGATION RESPONSE	OTHERS RESPONSIBLE	MITIGATION SCHEDULE	IMPLEMENTATION PROCEDURES	IS MEASURE APPLICABLE?	IMPLEMENTATION	NAME PHONE EMAIL
E.47. TRANSPORTATION SYSTEM MANAGEMENT (TSM) PLAN. Prepare a TSM Plan, which could include the following elements:	Owner (TMA)	DPT, PTC	As identified by TMA; ongoing review with Agency	<ol style="list-style-type: none"> <li>1. The TSM is an attachment to the OPA-specific recommendations and will be provided by the TMA.</li> <li>2. DPT to contact TMA to confirm preparation of TSM plan prior to first phase approval.</li> <li>3. TMA to submit periodic status reports to DPT.</li> <li>4. TMA to submit completed TSM plan with first phase plans to DPT for review.</li> <li>5. DPT to approve TSM plan with first phase approvals.</li> <li>6. TMA to implement TSM plan.</li> <li>7. DPT to inspect project area to ensure compliance with TSM plan.</li> <li>8. The TMA will submit an annual report to the Redevelopment Agency and the Planning Department that provides implementation details.</li> </ol>	The following measures E.47a-E47i will be addressed by the TMA.	E47a - E47i: 5/4/1999: A conceptual TSM and strategic plan was prepared and subsequently approved on May 4, 1999	David Freyer (650) 349-0803 freyer@freyerlaureta.com
E.47.b. TRANSIT PASS SALES. Sell transit passes in neighborhood retail stores and commercial buildings in the Project Area.	Owner (TMA), Agency	DPT, PTC	As identified by TMA; ongoing review with Agency	See implementation procedures identified for Mitigation Measure E.47.			
E.47.c. EMPLOYEE TRANSPORTATION SUBSIDIES. Provide a system of employee transportation subsidies for major employers.	Owner (TMA), Major Employers	DPT, PTC	As identified by TMA; ongoing review with Agency	See implementation procedures identified for Mitigation Measure E.47.			

MITIGATION MEASURES	MITIGATION RESPONSE	OTHERS RESPONSIBLE	MITIGATION SCHEDULE	IMPLEMENTATION PROCEDURES	IS MEASURE APPLICABLE?	IMPLEMENTATION	NAME PHONE EMAIL
E.47.e. SECURE BICYCLE PARKING. Provide secure bicycle parking areas in parking garages of residential buildings, office buildings, and research and development facilities. Provide secure bicycle parking areas by 1) constructing secure bicycle parking at a ratio of 1 bicycle parking space for every 20 automobile parking spaces, and 2) carrying out an annual survey program during project development to establish trends in bicycle use and to estimate demand for secure bicycle parking and for sidewalk bicycle racks, increasing the number of secure bicycle parking spaces or racks either in new buildings or in existing automobile parking facilities to meet the estimated demand. Provide secure bicycle racks throughout Mission Bay for the use of visitors.	Owner (TMA)		As identified by TMA; ongoing review with Agency	See implementation procedures identified for Mitigation Measure E.47.			
E.47.h. PARKING MANAGEMENT GUIDELINES. Establish parking management guidelines for the private operators of parking facilities in the Project Area	Owner (TMA)		As identified by TMA; ongoing review with Agency	See implementation procedures identified for Mitigation Measure E.47.			
E.47.i. FLEXIBLE WORK TIME/TELECOMMUTING. Where feasible, offer employees in the Project Area the opportunity to work on flexible schedules and/or telecommute so they could avoid peak hour traffic conditions.	Owner (TMA), Major Employers		As identified by TMA; ongoing review with Agency	See implementation procedures identified for Mitigation Measure E.47.			

MITIGATION MEASURES	MITIGATION RESPONSE	OTHERS RESPONSIBLE	MITIGATION SCHEDULE	IMPLEMENTATION PROCEDURES	IS MEASURE APPLICABLE?	IMPLEMENTATION	NAME PHONE EMAIL
F.1. TSM MEASURES. Implement measures to decrease vehicle trips, as described in Mitigation Measures E.46 through E.50	Owner (TMA)		As identified by TMA; ongoing review with Agency	See implementation procedures identified for TMA.	F.1 through F.2.n: Agency to review and require evidence of consultation prior to inclusion of such uses in a Major Phase or Project	F.1 through F.2.n: 5/4/1999 Implementation of the specific measures within the Conceptual TSM may be applied to individual sites as determined by the TMA.	F.1 through F.2.n: David Freyer (650) 349-0803 freyer@freyerlaureta.com
F.2. CONSTRUCTION PM. As conditions of construction contracts, require contractors to implement the following mitigation program, based on the instructions in the Bay Area Air Quality Management District ("BAAQMD") CEQA Guidelines, at all construction sites within the Project Area:	Owner, Agency, City	BAAQMD	As part of GC's contract for construction for implementation during construction	Implement as part of project- level review			
F.2.a Water all active construction areas at least twice a day, or as needed to prevent visible dust plumes from blowing off-site.	Owner, Agency, City	BAAQMD	As part of GC's contract for construction for implementation during construction	Implement as part of project- level review			
F.2.b Use tarpaulins or other effective covers for on-site storage piles and for haul trucks that travel on streets	Owner, Agency, City	BAAQMD, DPT	As part of GC's contract for construction for implementation during construction	Implement as part of project- level review			

MITIGATION MEASURES	MITIGATION RESPONSE	OTHERS RESPONSIBLE	MITIGATION SCHEDULE	IMPLEMENTATION PROCEDURES	IS MEASURE APPLICABLE?	IMPLEMENTATION	NAME PHONE EMAIL
F.2.c. Pave, apply water three times daily, or apply (non-toxic) soil stabilizers on all unpaved parking areas and staging areas at construction sites.	Owner, Agency, City	BAAQMD	As part of GC's contract for construction for implementation during construction	Implement as part of project- level review			
F.2.d. Sweep all paved access routes, parking areas, and staging areas daily (preferably with water sweepers)	Owner, Agency, City	DPT, DPW	As part of GC's contract for construction for implementation during construction	Implement as part of project- level review			
F.2.e. Sweep streets daily (preferably with water sweepers) if visible amounts of soil material are carried onto public streets.	Owner, Agency, City	DPT, DPW	As part of GC's contract for construction for implementation during construction	Implement as part of project- level review			
F.2.i. Install sandbags or other erosion control measures to prevent silt runoff to public roadways.	Owner, Agency, City	DPT, DPW	As part of GC's contract for construction for implementation during construction	Implement as part of project- level review			
F.2.j. Replant vegetation in disturbed areas as quickly as possible.	Owner, Agency, City		As part of GC's contract for construction for implementation during construction	Implement as part of project- level review			
F.2.k. Install wheel washers for all exiting trucks, or wash off the tires or tracks of all trucks and equipment leaving the site.	Owner, Agency, City	DPT, DPW	As part of GC's contract for construction for implementation during construction	Implement as part of project- level review			



MITIGATION MEASURES	MITIGATION RESPONSE	OTHERS RESPONSIBLE	MITIGATION SCHEDULE	IMPLEMENTATION PROCEDURES	IS MEASURE APPLICABLE?	IMPLEMENTATION	NAME PHONE EMAIL
F.2.l. Install wind breaks, or plant trees / vegetative wind breaks at windward side(s) of construction areas.	Owner, Agency, City	BAAQMD	As part of GC's contract for construction for implementation during construction	Implement as part of project- level review			
F.2.m. Suspend excavation and grading on large construction sites when winds (instantaneous gusts) exceed 25 mph.	Owner, Agency, City	BAAQMD	As part of GC's contract for construction for implementation during construction	Implement as part of project- level review			
F.2.n. Limit the area subject to excavation, grading and other construction activity at any one time.	Owner, Agency, City	BAAQMD	As part of GC's contract for construction for implementation during construction	Implement as part of project- level review			
F.3 TOXIC AIR CONTAMINANTS (TACs). Prior to issuing a certificate of occupancy for a facility containing potential toxic air contamination sources, obtain written verification from BAAQMD either that the facility has been issued a permit from BAAQMD, if required by law, or that permit requirements do not apply to the facility.	Owner, Agency, City	BAAQMD	At final inspection and project close-out	Implement as part of project- level review			
G.1. NOISE REDUCTION IN PILE DRIVING. Use noise reducing pile driving techniques such as pre-drilling pile holes (if feasible, based on soils) to the maximum feasible depth, installing intake and exhaust mufflers on piledriving equipment, vibrating piles into place when feasible, installing shrouds around the piledriving hammer where feasible, and restricting the hours of operation.	Owner, Agency, City	BAAQMD	As part of GC's contract for construction for implementation during construction	Implement as part of project- level review			

MITIGATION MEASURES	MITIGATION RESPONSE	OTHERS RESPONSIBLE	MITIGATION SCHEDULE	IMPLEMENTATION PROCEDURES	IS MEASURE APPLICABLE?	IMPLEMENTATION	NAME PHONE EMAIL
<p>I.1. BIOHAZARDOUS MATERIALS HANDLING GUIDELINES. Require business that handle biohazardous materials and do not receive federal funding to certify that they follow the guidelines published by the National Research Council and the United States Department of Health and Human Services Public Health Service, National Institutes of Health, and Centers for Disease Control, as set forth in "Biosafety in Microbiological and Biomedical Laboratories", "Guidelines for Research Involving Recombinant DNA Molecules (NIH Guidelines)", and "Guide for the Care and Use of Laboratory Animals", or their successors, as applicable.</p>	Owner, Tenants	BAAQMD	Implement at tenant build-out	Implement as part of project- level review			
<p>I.2. USE OF HEPA FILTERS. Require businesses handling biohazardous materials to certify that they use high efficiency particulate air (HEPA) filters or substantially equivalent devices on all exhaust from Biosafety Level 3 laboratories unless they demonstrate that exhaust from their Biosafety Level 3 laboratories would not pose substantial health or safety hazards to the public or the environment. Require such businesses to certify that they inspect or monitor the filters regularly to ensure proper function.</p>	Owner, Tenants	BAAQMD	Implement at tenant build-out	Implement as part of project- level review			

MITIGATION MEASURES	MITIGATION RESPONSE	OTHERS RESPONSIBLE	MITIGATION SCHEDULE	IMPLEMENTATION PROCEDURES	IS MEASURE APPLICABLE?	IMPLEMENTATION	NAME PHONE EMAIL
I.3. HANDLING OF BIOHAZARDOUS MATERIALS. Require businesses handling biohazardous materials to certify that they do not handle or use biohazardous materials requiring Biosafety Level 4 containment (i.e., dangerous or exotic materials that pose high risks of life-threatening diseases or aerosol-transmitted infections, or unknown risks of transmission) in the Project Area.	Owner, Tenants	BAAQMD	Implement at tenant build-out	Implement as part of project- level review			
J.01. RISK MANAGEMENT PLAN(S). Prior to any site development activities in the Project Area, develop and implement an RWQCB-approved Risk Management Plan or Plans (RMP). The RMP shall address all site development activities and post-development activities and shall include specific measures that would be protective of human health and the aquatic environment. The human health standards to be applied in the RMP are a cumulative cancer risk of $1 \times 10^{-5}$ and Hazard Index of 1, or more stringent standards as may be required by the RWQCB. Amend the RMPs as required by the RWQCB to reflect new information regarding contamination, land use decisions, or as a result of Article 20 compliance.	Owner, Agency	RWQCB; DBI; DPW; DPH	As provided in the EIR or in RMPs	As provided in the EIR or in RMPs	Issuance of the Certificate of Completion by the RWQCB.		David Freyer (650) 349-0803 freyer@freylaureta.com
J.2. SITE SPECIFIC RISK EVALUATION. Carry out a site-specific risk evaluation for each site in a non-residential area proposed to be used for a public school or child care facility; submit to RWQCB for review and approval. If cancer risks exceed $1 \times 10^{-5}$ and/or non-cancer risk exceeds a Hazard Index of 1, carry out remediation designed to reduce risks to meet these standards or select another site that is shown to meet these standards.	Owner, Agency	RWQCB; DBI; DPW; DPH	As provided in the EIR or in RMPs	As provided in the EIR or in RMPs	Issuance of the Certificate of Completion by the RWQCB.		David Freyer (650) 349-0803 freyer@freylaureta.com

MITIGATION MEASURES	MITIGATION RESPONSE	OTHERS RESPONSIBLE	MITIGATION SCHEDULE	IMPLEMENTATION PROCEDURES	IS MEASURE APPLICABLE?	IMPLEMENTATION	NAME PHONE EMAIL
M.2. INCLUDE WATER CONSERVATION IN BUILDINGS AND LANDSCAPING. Include methods of water conservation in Mission Bay buildings and landscaping. Water conservation methods include the following:	Owner, Agency, City	DBI	Implement in design and construction	Implement as part of project- level review			M.2 through M.2.f: David Freyer (650) 349-0803 freyer@ freyerlaureta.com
M.2.b. Install water conserving dishwashers and water efficient centralized cooling systems in office buildings.	Owner, Agency, City	DBI	Implement in design and construction	Implement as part of project- level review			
M.2.c. Incorporate water efficient laboratory techniques in research facilities where feasible.	Owner, Agency, City	DBI	Implement at tenant build-out	Implement as part of project- level review			
M.2.d. Provide information to residences and businesses advising methods to conserve water.	Owner, Agency, City		As part of building information displays and tenant lease package	As provided in the EIR or in RMPs			
M.2.e. Install water conserving irrigation systems (e.g. drip irrigation)	Owner, Agency, City		Implement in design and construction	Implement as part of project- level review			
M.2.f. Design landscaping using drought resistant and other low-water use plants.	Owner, Agency, City		Implement in design and construction	Implement as part of project- level review			



1450 Owens Street UPDATED  
Proposed Scenario  
Exhibit B.1  
Quantitative Results  
Ballpark



## MAY2020 1450 OWENS EXIST D FOR D 39 FT PROPOSED - Ballpark

### Summary of Results

FastCast Annualized Net New Shadow	17,668,616.65 Sq ft hrs
Theoretical Annual Available Sunlight (TAAS), based on City's TAAS Factor	316,433,176.27 Sq ft hrs
<b>Annual Shadow Increase as a Percentage of TAAS</b>	<b>5.58368%</b>

Ballpark Area	85,030.68 GIS
---------------	---------------





MAY2020 1450 OWENS EXIST D FOR D 39 FT PROPOSED - Ballpark

Date+Time	Date	Mirror Date	Duration	Total Duration	ExSF	ExSFHr	NewSF	NewSFHr	NewSFHr/Day
06.21 12:00:00	21-Jun	No Mirror	0:15:00		0.00	0.00	1.25	0.31	
06.21 12:15:00			0:15:00		0.00	0.00	22.95	5.74	
06.21 12:30:00			0:15:00		0.00	0.00	10.73	2.68	
06.21 12:45:00			0:15:00		0.00	0.00	33.93	8.48	
06.21 13:00:00			0:15:00		0.00	0.00	10.23	2.56	
06.21 13:15:00			0:15:00		0.00	0.00	19.96	4.99	
06.21 13:30:00			0:15:00		0.00	0.00	0.50	0.13	
06.21 13:45:00			0:15:00	2:00:00	0.00	0.00	0.25	0.06	24.95
06.28 11:45:00	28-Jun	14-Jun	0:15:00		0.00	0.00	1.50	0.37	
06.28 12:00:00			0:15:00		0.00	0.00	4.24	1.06	
06.28 12:15:00			0:15:00		0.00	0.00	31.18	7.80	
06.28 12:30:00			0:15:00		0.00	0.00	18.71	4.68	
06.28 12:45:00			0:15:00		0.00	0.00	47.40	11.85	
06.28 13:00:00			0:15:00		0.00	0.00	18.46	4.62	
06.28 13:15:00			0:15:00		0.00	0.00	31.68	7.92	
06.28 13:30:00			0:15:00		0.00	0.00	2.99	0.75	
06.28 13:45:00			0:15:00	2:15:00	0.00	0.00	2.99	0.75	39.79
07.05 11:30:00	5-Jul	7-Jun	0:15:00		0.00	0.00	0.25	0.06	
07.05 11:45:00			0:15:00		0.00	0.00	21.46	5.36	
07.05 12:00:00			0:15:00		0.00	0.00	28.69	7.17	
07.05 12:15:00			0:15:00		0.00	0.00	78.58	19.65	
07.05 12:30:00			0:15:00		0.00	0.00	59.37	14.84	
07.05 12:45:00			0:15:00		0.00	0.00	105.53	26.38	
07.05 13:00:00			0:15:00		0.00	0.00	58.88	14.72	
07.05 13:15:00			0:15:00		0.00	0.00	82.33	20.58	
07.05 13:30:00			0:15:00		0.00	0.00	27.19	6.80	
07.05 13:45:00			0:15:00	2:30:00	0.00	0.00	28.69	7.17	122.74
07.12 11:15:00	12-Jul	31-May	0:15:00		0.00	0.00	11.98	2.99	
07.12 11:30:00			0:15:00		0.00	0.00	36.42	9.11	
07.12 11:45:00			0:15:00		0.00	0.00	107.27	26.82	
07.12 12:00:00			0:15:00		0.00	0.00	121.24	30.31	
07.12 12:15:00			0:15:00		0.00	0.00	193.84	48.46	
07.12 12:30:00			0:15:00		0.00	0.00	171.14	42.78	
07.12 12:45:00			0:15:00		0.00	0.00	222.78	55.69	
07.12 13:00:00			0:15:00		0.00	0.00	170.64	42.66	
07.12 13:15:00			0:15:00		0.00	0.00	198.33	49.58	
07.12 13:30:00			0:15:00		0.00	0.00	121.74	30.44	
07.12 13:45:00			0:15:00		0.00	0.00	123.49	30.87	
07.12 14:00:00			0:15:00		0.00	0.00	37.42	9.36	
07.12 14:15:00			0:15:00	3:15:00	0.00	0.00	22.95	5.74	384.81
07.19 10:45:00	19-Jul	24-May	0:15:00		0.00	0.00	2.99	0.75	
07.19 11:00:00			0:15:00		0.00	0.00	38.67	9.67	
07.19 11:15:00			0:15:00		0.00	0.00	138.71	34.68	
07.19 11:30:00			0:15:00		0.00	0.00	189.60	47.40	
07.19 11:45:00			0:15:00		0.00	0.00	277.91	69.48	
07.19 12:00:00			0:15:00		0.00	0.00	291.38	72.85	
07.19 12:15:00			0:15:00		0.00	0.00	361.23	90.31	
07.19 12:30:00			0:15:00		0.00	0.00	338.78	84.70	
07.19 12:45:00			0:15:00		0.00	0.00	387.43	96.86	
07.19 13:00:00			0:15:00		0.00	0.00	337.29	84.32	
07.19 13:15:00			0:15:00		0.00	0.00	364.48	91.12	
07.19 13:30:00			0:15:00		0.00	0.00	287.89	71.97	
07.19 13:45:00			0:15:00		0.00	0.00	290.38	72.60	

07.19 14:00:00			0:15:00	0.00	0.00	189.85	47.46		
07.19 14:15:00			0:15:00	0.00	0.00	161.91	40.48		
07.19 14:30:00			0:15:00	0.00	0.00	49.40	12.35		
07.19 14:45:00			0:15:00	4:15:00	0.00	0.00	14.97	3.74	930.71
07.26 10:30:00	26-Jul	17-May	0:15:00	0.00	0.00	35.92	8.98		
07.26 10:45:00			0:15:00	0.00	0.00	163.90	40.98		
07.26 11:00:00			0:15:00	0.00	0.00	252.96	63.24		
07.26 11:15:00			0:15:00	0.00	0.00	369.72	92.43		
07.26 11:30:00			0:15:00	0.00	0.00	416.12	104.03		
07.26 11:45:00			0:15:00	0.00	0.00	502.68	125.67		
07.26 12:00:00			0:15:00	0.00	0.00	512.16	128.04		
07.26 12:15:00			0:15:00	0.00	0.00	576.53	144.13		
07.26 12:30:00			0:15:00	0.00	0.00	552.58	138.15		
07.26 12:45:00			0:15:00	0.00	0.00	599.73	149.93		
07.26 13:00:00			0:15:00	0.00	0.00	549.59	137.40		
07.26 13:15:00			0:15:00	0.00	0.00	575.53	143.88		
07.26 13:30:00			0:15:00	0.00	0.00	501.19	125.30		
07.26 13:45:00			0:15:00	0.00	0.00	504.43	126.11		
07.26 14:00:00			0:15:00	0.00	0.00	406.39	101.60		
07.26 14:15:00			0:15:00	0.00	0.00	379.45	94.86		
07.26 14:30:00			0:15:00	0.00	0.00	257.45	64.36		
07.26 14:45:00			0:15:00	0.00	0.00	194.84	48.71		
07.26 15:00:00			0:15:00	0.00	0.00	57.88	14.47		
07.26 15:15:00			0:15:00	5:00:00	5.24	1.31	6.99	1.75	1,854.01
08.02 10:00:00	2-Aug	10-May	0:15:00	0.00	0.00	30.44	7.61		
08.02 10:15:00			0:15:00	0.00	0.00	187.85	46.96		
08.02 10:30:00			0:15:00	0.00	0.00	313.34	78.33		
08.02 10:45:00			0:15:00	0.00	0.00	455.53	113.88		
08.02 11:00:00			0:15:00	0.00	0.00	541.10	135.28		
08.02 11:15:00			0:15:00	0.00	0.00	655.86	163.97		
08.02 11:30:00			0:15:00	0.00	0.00	696.77	174.19		
08.02 11:45:00			0:15:00	0.00	0.00	776.60	194.15		
08.02 12:00:00			0:15:00	0.00	0.00	782.34	195.59		
08.02 12:15:00			0:15:00	0.00	0.00	841.47	210.37		
08.02 12:30:00			0:15:00	0.00	0.00	814.77	203.69		
08.02 12:45:00			0:15:00	0.00	0.00	856.18	214.05		
08.02 13:00:00			0:15:00	0.00	0.00	812.28	203.07		
08.02 13:15:00			0:15:00	0.00	0.00	832.73	208.18		
08.02 13:30:00			0:15:00	0.00	0.00	762.88	190.72		
08.02 13:45:00			0:15:00	0.00	0.00	761.88	190.47		
08.02 14:00:00			0:15:00	0.00	0.00	669.08	167.27		
08.02 14:15:00			0:15:00	0.00	0.00	642.89	160.72		
08.02 14:30:00			0:15:00	0.00	0.00	527.63	131.91		
08.02 14:45:00			0:15:00	0.00	0.00	464.02	116.00		
08.02 15:00:00			0:15:00	0.00	0.00	322.07	80.52		
08.02 15:15:00			0:15:00	18.96	4.74	222.03	55.51		
08.02 15:30:00			0:15:00	237.75	59.44	56.63	14.16		
08.02 15:45:00			0:15:00	6:00:00	697.52	174.38	0.50		0.13
08.09 09:30:00	9-Aug	3-May	0:15:00	0.00	0.00	20.71	5.18		
08.09 09:45:00			0:15:00	0.00	0.00	213.30	53.32		
08.09 10:00:00			0:15:00	0.00	0.00	379.20	94.80		
08.09 10:15:00			0:15:00	0.00	0.00	551.33	137.83		
08.09 10:30:00			0:15:00	0.00	0.00	670.08	167.52		
08.09 10:45:00			0:15:00	0.00	0.00	807.54	201.88		
08.09 11:00:00			0:15:00	0.00	0.00	886.62	221.66		
08.09 11:15:00			0:15:00	0.00	0.00	998.88	249.72		

08.09 11:30:00			0:15:00	0.00	0.00	1,031.31	257.83	
08.09 11:45:00			0:15:00	0.00	0.00	1,103.66	275.92	
08.09 12:00:00			0:15:00	0.00	0.00	1,100.92	275.23	
08.09 12:15:00			0:15:00	0.00	0.00	1,154.05	288.51	
08.09 12:30:00			0:15:00	0.00	0.00	1,125.61	281.40	
08.09 12:45:00			0:15:00	0.00	0.00	1,163.28	290.82	
08.09 13:00:00			0:15:00	0.00	0.00	1,117.88	279.47	
08.09 13:15:00			0:15:00	0.00	0.00	1,139.33	284.83	
08.09 13:30:00			0:15:00	0.00	0.00	1,068.98	267.25	
08.09 13:45:00			0:15:00	0.00	0.00	1,068.48	267.12	
08.09 14:00:00			0:15:00	0.00	0.00	978.43	244.61	
08.09 14:15:00			0:15:00	0.00	0.00	953.48	238.37	
08.09 14:30:00			0:15:00	0.00	0.00	839.97	209.99	
08.09 14:45:00			0:15:00	0.00	0.00	784.84	196.21	
08.09 15:00:00			0:15:00	0.00	0.00	644.88	161.22	
08.09 15:15:00			0:15:00	50.14	12.54	548.84	137.21	
08.09 15:30:00			0:15:00	368.72	92.18	380.94	95.24	
08.09 15:45:00			0:15:00	929.78	232.45	238.00	59.50	
08.09 16:00:00			0:15:00	6:45:00	1,604.60	401.15	42.41	5,253.24
08.16 09:00:00	16-Aug	26-Apr	0:15:00	0.00	0.00	7.98	2.00	
08.16 09:15:00			0:15:00	0.00	0.00	237.25	59.31	
08.16 09:30:00			0:15:00	0.00	0.00	447.80	111.95	
08.16 09:45:00			0:15:00	0.00	0.00	657.61	164.40	
08.16 10:00:00			0:15:00	0.00	0.00	813.53	203.38	
08.16 10:15:00			0:15:00	0.00	0.00	979.42	244.86	
08.16 10:30:00			0:15:00	0.00	0.00	1,087.69	271.92	
08.16 10:45:00			0:15:00	0.00	0.00	1,219.41	304.85	
08.16 11:00:00			0:15:00	0.00	0.00	1,292.01	323.00	
08.16 11:15:00			0:15:00	0.00	0.00	1,397.54	349.38	
08.16 11:30:00			0:15:00	0.00	0.00	1,419.49	354.87	
08.16 11:45:00			0:15:00	0.00	0.00	1,483.60	370.90	
08.16 12:00:00			0:15:00	0.00	0.00	1,471.63	367.91	
08.16 12:15:00			0:15:00	0.00	0.00	1,525.02	381.25	
08.16 12:30:00			0:15:00	0.00	0.00	1,487.10	371.77	
08.16 12:45:00			0:15:00	0.00	0.00	1,526.01	381.50	
08.16 13:00:00			0:15:00	0.00	0.00	1,471.13	367.78	
08.16 13:15:00			0:15:00	0.00	0.00	1,494.33	373.58	
08.16 13:30:00			0:15:00	0.00	0.00	1,425.23	356.31	
08.16 13:45:00			0:15:00	0.00	0.00	1,423.73	355.93	
08.16 14:00:00			0:15:00	0.00	0.00	1,337.41	334.35	
08.16 14:15:00			0:15:00	0.00	0.00	1,313.96	328.49	
08.16 14:30:00			0:15:00	0.00	0.00	1,206.19	301.55	
08.16 14:45:00			0:15:00	0.00	0.00	1,155.30	288.83	
08.16 15:00:00			0:15:00	1.00	0.25	1,022.58	255.65	
08.16 15:15:00			0:15:00	136.21	34.05	933.52	233.38	
08.16 15:30:00			0:15:00	564.30	141.08	772.61	193.15	
08.16 15:45:00			0:15:00	1,195.22	298.80	637.15	159.29	
08.16 16:00:00			0:15:00	1,932.40	483.10	433.08	108.27	
08.16 16:15:00			0:15:00	2,731.71	682.93	240.24	60.06	
08.16 16:30:00			0:15:00	7:45:00	3,645.77	911.44	17.46	7,984.26
08.23 08:45:00	23-Aug	19-Apr	0:15:00	0.00	0.00	261.20	65.30	
08.23 09:00:00			0:15:00	0.00	0.00	530.63	132.66	
08.23 09:15:00			0:15:00	0.00	0.00	787.33	196.83	
08.23 09:30:00			0:15:00	0.00	0.00	987.66	246.91	
08.23 09:45:00			0:15:00	0.00	0.00	1,184.99	296.25	
08.23 10:00:00			0:15:00	0.00	0.00	1,325.94	331.49	

08.23 10:15:00			0:15:00	0.00	0.00	1,494.08	373.52	
08.23 10:30:00			0:15:00	0.00	0.00	1,601.35	400.34	
08.23 10:45:00			0:15:00	0.00	0.00	1,740.56	435.14	
08.23 11:00:00			0:15:00	0.00	0.00	1,809.66	452.42	
08.23 11:15:00			0:15:00	0.00	0.00	1,921.92	480.48	
08.23 11:30:00			0:15:00	0.00	0.00	1,930.91	482.73	
08.23 11:45:00			0:15:00	0.00	0.00	1,996.02	499.00	
08.23 12:00:00			0:15:00	0.00	0.00	1,970.82	492.71	
08.23 12:15:00			0:15:00	0.00	0.00	2,017.72	504.43	
08.23 12:30:00			0:15:00	0.00	0.00	1,977.81	494.45	
08.23 12:45:00			0:15:00	0.00	0.00	2,012.73	503.18	
08.23 13:00:00			0:15:00	0.00	0.00	1,957.60	489.40	
08.23 13:15:00			0:15:00	0.00	0.00	1,974.31	493.58	
08.23 13:30:00			0:15:00	0.00	0.00	1,897.23	474.31	
08.23 13:45:00			0:15:00	0.00	0.00	1,894.73	473.68	
08.23 14:00:00			0:15:00	0.00	0.00	1,795.69	448.92	
08.23 14:15:00			0:15:00	0.00	0.00	1,770.00	442.50	
08.23 14:30:00			0:15:00	0.00	0.00	1,648.01	412.00	
08.23 14:45:00			0:15:00	0.00	0.00	1,593.12	398.28	
08.23 15:00:00			0:15:00	18.21	4.55	1,454.67	363.67	
08.23 15:15:00			0:15:00	297.12	74.28	1,376.08	344.02	
08.23 15:30:00			0:15:00	862.17	215.54	1,222.91	305.73	
08.23 15:45:00			0:15:00	1,562.94	390.73	1,101.91	275.48	
08.23 16:00:00			0:15:00	2,329.06	582.27	905.58	226.40	
08.23 16:15:00			0:15:00	3,204.21	801.05	726.46	181.62	
08.23 16:30:00			0:15:00	4,199.84	1,049.96	472.00	118.00	
08.23 16:45:00			0:15:00	8:15:00	5,358.14	1,339.53	211.05	52.76
								11,888.16
08.30 08:15:00	30-Aug	12-Apr	0:15:00	0.00	0.00	274.67	68.67	
08.30 08:30:00			0:15:00	0.00	0.00	622.18	155.55	
08.30 08:45:00			0:15:00	0.00	0.00	945.99	236.50	
08.30 09:00:00			0:15:00	0.00	0.00	1,199.71	299.93	
08.30 09:15:00			0:15:00	0.00	0.00	1,463.15	365.79	
08.30 09:30:00			0:15:00	0.00	0.00	1,660.48	415.12	
08.30 09:45:00			0:15:00	0.00	0.00	1,862.55	465.64	
08.30 10:00:00			0:15:00	0.00	0.00	1,995.77	498.94	
08.30 10:15:00			0:15:00	0.00	0.00	2,156.68	539.17	
08.30 10:30:00			0:15:00	0.00	0.00	2,243.24	560.81	
08.30 10:45:00			0:15:00	0.00	0.00	2,374.71	593.68	
08.30 11:00:00			0:15:00	0.00	0.00	2,426.11	606.53	
08.30 11:15:00			0:15:00	0.00	0.00	2,530.14	632.53	
08.30 11:30:00			0:15:00	0.00	0.00	2,519.41	629.85	
08.30 11:45:00			0:15:00	0.00	0.00	2,570.30	642.58	
08.30 12:00:00			0:15:00	0.00	0.00	2,536.37	634.09	
08.30 12:15:00			0:15:00	0.00	0.00	2,572.30	643.07	
08.30 12:30:00			0:15:00	0.00	0.00	2,521.15	630.29	
08.30 12:45:00			0:15:00	0.00	0.00	2,562.82	640.70	
08.30 13:00:00			0:15:00	0.00	0.00	2,500.95	625.24	
08.30 13:15:00			0:15:00	0.00	0.00	2,518.66	629.67	
08.30 13:30:00			0:15:00	0.00	0.00	2,441.32	610.33	
08.30 13:45:00			0:15:00	0.00	0.00	2,444.07	611.02	
08.30 14:00:00			0:15:00	0.00	0.00	2,351.26	587.82	
08.30 14:15:00			0:15:00	0.00	0.00	2,332.06	583.01	
08.30 14:30:00			0:15:00	0.00	0.00	2,216.80	554.20	
08.30 14:45:00			0:15:00	0.00	0.00	2,172.14	543.04	
08.30 15:00:00			0:15:00	94.30	23.58	2,032.19	508.05	
08.30 15:15:00			0:15:00	544.35	136.09	1,953.86	488.46	

08.30 15:30:00			0:15:00	1,214.67	303.67	1,781.72	445.43	
08.30 15:45:00			0:15:00	1,969.07	492.27	1,659.23	414.81	
08.30 16:00:00			0:15:00	2,807.30	701.82	1,459.66	364.91	
08.30 16:15:00			0:15:00	3,765.52	941.38	1,303.24	325.81	
08.30 16:30:00			0:15:00	4,864.19	1,216.05	1,068.24	267.06	
08.30 16:45:00			0:15:00	6,123.76	1,530.94	827.50	206.87	
08.30 17:00:00			0:15:00	7,616.10	1,904.03	494.20	123.55	
08.30 17:15:00			0:15:00	9:15:00	9,091.72	2,272.93	134.71	33.68
09.06 07:44:24	6-Sep	5-Apr	0:07:48	0.00	0.00	176.38	22.93	
09.06 08:00:00			0:15:00	0.00	0.00	680.81	170.20	
09.06 08:15:00			0:15:00	0.00	0.00	1,127.36	281.84	
09.06 08:30:00			0:15:00	0.00	0.00	1,499.57	374.89	
09.06 08:45:00			0:15:00	0.00	0.00	1,836.36	459.09	
09.06 09:00:00			0:15:00	0.00	0.00	2,088.07	522.02	
09.06 09:15:00			0:15:00	0.00	0.00	2,324.32	581.08	
09.06 09:30:00			0:15:00	0.00	0.00	2,487.72	621.93	
09.06 09:45:00			0:15:00	0.00	0.00	2,664.85	666.21	
09.06 10:00:00			0:15:00	0.00	0.00	2,770.63	692.66	
09.06 10:15:00			0:15:00	0.00	0.00	2,908.33	727.08	
09.06 10:30:00			0:15:00	0.00	0.00	2,972.45	743.11	
09.06 10:45:00			0:15:00	0.00	0.00	3,084.21	771.05	
09.06 11:00:00			0:15:00	0.00	0.00	3,116.89	779.22	
09.06 11:15:00			0:15:00	0.00	0.00	3,206.95	801.74	
09.06 11:30:00			0:15:00	0.00	0.00	3,176.02	794.00	
09.06 11:45:00			0:15:00	0.00	0.00	3,207.45	801.86	
09.06 12:00:00			0:15:00	0.00	0.00	3,159.30	789.83	
09.06 12:15:00			0:15:00	0.00	0.00	3,193.23	798.31	
09.06 12:30:00			0:15:00	0.00	0.00	3,135.35	783.84	
09.06 12:45:00			0:15:00	0.00	0.00	3,167.28	791.82	
09.06 13:00:00			0:15:00	0.00	0.00	3,108.91	777.23	
09.06 13:15:00			0:15:00	0.00	0.00	3,126.37	781.59	
09.06 13:30:00			0:15:00	0.00	0.00	3,057.02	764.25	
09.06 13:45:00			0:15:00	0.00	0.00	3,062.76	765.69	
09.06 14:00:00			0:15:00	0.00	0.00	2,973.44	743.36	
09.06 14:15:00			0:15:00	0.00	0.00	2,965.21	741.30	
09.06 14:30:00			0:15:00	0.00	0.00	2,864.93	716.23	
09.06 14:45:00			0:15:00	6.49	1.62	2,831.75	707.94	
09.06 15:00:00			0:15:00	289.14	72.28	2,710.00	677.50	
09.06 15:15:00			0:15:00	893.61	223.40	2,650.13	662.53	
09.06 15:30:00			0:15:00	1,632.04	408.01	2,504.19	626.05	
09.06 15:45:00			0:15:00	2,459.04	614.76	2,404.40	601.10	
09.06 16:00:00			0:15:00	3,392.81	848.20	2,220.79	555.20	
09.06 16:15:00			0:15:00	4,426.61	1,106.65	2,065.87	516.47	
09.06 16:30:00			0:15:00	5,635.30	1,408.83	1,815.40	453.85	
09.06 16:45:00			0:15:00	7,084.48	1,771.12	1,579.65	394.91	
09.06 17:00:00			0:15:00	8,612.49	2,153.12	1,286.02	321.51	
09.06 17:15:00			0:15:00	9,989.82	2,497.45	960.21	240.05	
09.06 17:30:00			0:15:00	11,173.31	2,793.33	505.68	126.42	
09.06 17:45:00			0:15:00	10:07:48	12,952.53	3,238.13	12.22	3.06
09.13 07:50:24	13-Sep	29-Mar	0:04:48	0.00	0.00	1,378.08	110.25	
09.13 08:00:00			0:12:36	0.00	0.00	1,759.27	369.45	
09.13 08:15:00			0:15:00	0.00	0.00	2,288.90	572.22	
09.13 08:30:00			0:15:00	0.00	0.00	2,645.89	661.47	
09.13 08:45:00			0:15:00	0.00	0.00	2,939.27	734.82	
09.13 09:00:00			0:15:00	0.00	0.00	3,134.35	783.59	
09.13 09:15:00			0:15:00	0.00	0.00	3,325.20	831.30	

09.13 09:30:00			0:15:00	0.00	0.00	3,435.96	858.99	
09.13 09:45:00			0:15:00	0.00	0.00	3,576.17	894.04	
09.13 10:00:00			0:15:00	0.00	0.00	3,643.02	910.76	
09.13 10:15:00			0:15:00	0.00	0.00	3,749.30	937.33	
09.13 10:30:00			0:15:00	0.00	0.00	3,782.98	945.74	
09.13 10:45:00			0:15:00	0.00	0.00	3,874.04	968.51	
09.13 11:00:00			0:15:00	0.00	0.00	3,888.25	972.06	
09.13 11:15:00			0:15:00	0.00	0.00	3,957.36	989.34	
09.13 11:30:00			0:15:00	0.00	0.00	3,898.23	974.56	
09.13 11:45:00			0:15:00	0.00	0.00	3,912.70	978.18	
09.13 12:00:00			0:15:00	0.00	0.00	3,851.83	962.96	
09.13 12:15:00			0:15:00	0.00	0.00	3,864.31	966.08	
09.13 12:30:00			0:15:00	0.00	0.00	3,820.90	955.22	
09.13 12:45:00			0:15:00	0.00	0.00	3,843.10	960.78	
09.13 13:00:00			0:15:00	0.00	0.00	3,787.47	946.87	
09.13 13:15:00			0:15:00	0.00	0.00	3,808.67	952.17	
09.13 13:30:00			0:15:00	0.00	0.00	3,739.07	934.77	
09.13 13:45:00			0:15:00	0.00	0.00	3,749.80	937.45	
09.13 14:00:00			0:15:00	0.00	0.00	3,670.97	917.74	
09.13 14:15:00			0:15:00	0.00	0.00	3,677.20	919.30	
09.13 14:30:00			0:15:00	0.00	0.00	3,585.65	896.41	
09.13 14:45:00			0:15:00	92.30	23.08	3,578.41	894.60	
09.13 15:00:00			0:15:00	586.76	146.69	3,475.13	868.78	
09.13 15:15:00			0:15:00	1,320.95	330.24	3,447.44	861.86	
09.13 15:30:00			0:15:00	2,119.51	529.88	3,326.70	831.67	
09.13 15:45:00			0:15:00	3,009.37	752.34	3,270.07	817.52	
09.13 16:00:00			0:15:00	4,017.73	1,004.43	3,123.13	780.78	
09.13 16:15:00			0:15:00	5,184.76	1,296.19	3,025.33	756.33	
09.13 16:30:00			0:15:00	6,548.11	1,637.03	2,832.24	708.06	
09.13 16:45:00			0:15:00	8,138.24	2,034.56	2,667.34	666.84	
09.13 17:00:00			0:15:00	9,569.46	2,392.36	2,374.96	593.74	
09.13 17:15:00			0:15:00	10,796.85	2,699.21	2,073.35	518.34	
09.13 17:30:00			0:15:00	12,178.18	3,044.54	1,664.72	416.18	
09.13 17:45:00			0:15:00	16,505.75	4,126.44	1,159.54	289.89	
09.13 18:00:00			0:15:00	10:17:24	23,664.32	5,916.08	420.36	105.09
09.20 07:57:00	20-Sep	22-Mar	0:01:12	0.00	0.00	3,086.70	61.73	
09.20 08:00:00			0:09:00	0.00	0.00	3,239.38	485.91	
09.20 08:15:00			0:15:00	0.00	0.00	3,755.79	938.95	
09.20 08:30:00			0:15:00	0.00	0.00	4,024.22	1,006.05	
09.20 08:45:00			0:15:00	0.00	0.00	4,235.77	1,058.94	
09.20 09:00:00			0:15:00	0.00	0.00	4,335.81	1,083.95	
09.20 09:15:00			0:15:00	0.00	0.00	4,463.04	1,115.76	
09.20 09:30:00			0:15:00	0.00	0.00	4,507.19	1,126.80	
09.20 09:45:00			0:15:00	0.00	0.00	4,594.26	1,148.56	
09.20 10:00:00			0:15:00	0.00	0.00	4,607.73	1,151.93	
09.20 10:15:00			0:15:00	0.00	0.00	4,679.83	1,169.96	
09.20 10:30:00			0:15:00	0.00	0.00	4,678.83	1,169.71	
09.20 10:45:00			0:15:00	0.00	0.00	4,742.69	1,185.67	
09.20 11:00:00			0:15:00	0.00	0.00	4,729.47	1,182.37	
09.20 11:15:00			0:15:00	0.00	0.00	4,774.87	1,193.72	
09.20 11:30:00			0:15:00	0.00	0.00	4,687.81	1,171.95	
09.20 11:45:00			0:15:00	1.25	0.31	4,687.31	1,171.83	
09.20 12:00:00			0:15:00	0.00	0.00	4,610.47	1,152.62	
09.20 12:15:00			0:15:00	0.00	0.00	4,619.45	1,154.86	
09.20 12:30:00			0:15:00	0.00	0.00	4,557.59	1,139.40	
09.20 12:45:00			0:15:00	0.00	0.00	4,592.01	1,148.00	



09.20 13:00:00			0:15:00	0.00	0.00	4,526.15	1,131.54	
09.20 13:15:00			0:15:00	0.00	0.00	4,552.60	1,138.15	
09.20 13:30:00			0:15:00	0.00	0.00	4,489.98	1,122.50	
09.20 13:45:00			0:15:00	0.00	0.00	4,517.92	1,129.48	
09.20 14:00:00			0:15:00	0.00	0.00	4,447.82	1,111.95	
09.20 14:15:00			0:15:00	0.00	0.00	4,471.52	1,117.88	
09.20 14:30:00			0:15:00	2.74	0.69	4,403.41	1,100.85	
09.20 14:45:00			0:15:00	338.03	84.51	4,419.13	1,104.78	
09.20 15:00:00			0:15:00	1,016.84	254.21	4,346.28	1,086.57	
09.20 15:15:00			0:15:00	1,808.17	452.04	4,357.26	1,089.32	
09.20 15:30:00			0:15:00	2,649.38	662.35	4,277.93	1,069.48	
09.20 15:45:00			0:15:00	3,650.01	912.50	4,274.19	1,068.55	
09.20 16:00:00			0:15:00	4,779.86	1,194.97	4,183.13	1,045.78	
09.20 16:15:00			0:15:00	6,077.61	1,519.40	4,166.42	1,041.60	
09.20 16:30:00			0:15:00	7,648.53	1,912.13	4,063.38	1,015.85	
09.20 16:45:00			0:15:00	9,166.81	2,291.70	3,947.88	986.97	
09.20 17:00:00			0:15:00	10,453.83	2,613.46	3,732.34	933.08	
09.20 17:15:00			0:15:00	11,676.74	2,919.18	3,523.53	880.88	
09.20 17:30:00			0:15:00	15,041.85	3,760.46	3,171.52	792.88	
09.20 17:45:00			0:15:00	21,506.39	5,376.60	2,668.09	667.02	
09.20 18:00:00			0:12:36	30,592.87	6,424.50	1,941.38	407.69	
09.20 18:09:36			0:04:48	10:12:36	38,057.30	3,044.58	1,377.83	43,171.70
09.27 08:03:00	27-Sep	15-Mar	0:06:00	0.00	0.00	5,150.33	515.03	
09.27 08:15:00			0:13:12	0.00	0.00	5,494.85	1,208.87	
09.27 08:30:00			0:15:00	0.00	0.00	5,648.52	1,412.13	
09.27 08:45:00			0:15:00	0.00	0.00	5,727.85	1,431.96	
09.27 09:00:00			0:15:00	0.00	0.00	5,741.33	1,435.33	
09.27 09:15:00			0:15:00	0.00	0.00	5,744.07	1,436.02	
09.27 09:30:00			0:15:00	0.00	0.00	5,700.41	1,425.10	
09.27 09:45:00			0:15:00	0.00	0.00	5,724.11	1,431.03	
09.27 10:00:00			0:15:00	0.00	0.00	5,683.70	1,420.92	
09.27 10:15:00			0:15:00	0.00	0.00	5,703.90	1,425.98	
09.27 10:30:00			0:15:00	0.00	0.00	5,655.51	1,413.88	
09.27 10:45:00			0:15:00	0.00	0.00	5,689.19	1,422.30	
09.27 11:00:00			0:15:00	0.00	0.00	5,657.25	1,414.31	
09.27 11:15:00			0:15:00	0.00	0.00	5,664.49	1,416.12	
09.27 11:30:00			0:15:00	0.00	0.00	5,557.47	1,389.37	
09.27 11:45:00			0:15:00	0.00	0.00	5,529.27	1,382.32	
09.27 12:00:00			0:15:00	0.00	0.00	5,426.24	1,356.56	
09.27 12:15:00			0:15:00	0.00	0.00	5,444.21	1,361.05	
09.27 12:30:00			0:15:00	0.00	0.00	5,381.09	1,345.27	
09.27 12:45:00			0:15:00	0.00	0.00	5,409.53	1,352.38	
09.27 13:00:00			0:15:00	0.00	0.00	5,345.66	1,336.42	
09.27 13:15:00			0:15:00	0.00	0.00	5,376.85	1,344.21	
09.27 13:30:00			0:15:00	0.00	0.00	5,319.47	1,329.87	
09.27 13:45:00			0:15:00	0.00	0.00	5,359.63	1,339.91	
09.27 14:00:00			0:15:00	0.00	0.00	5,309.24	1,327.31	
09.27 14:15:00			0:15:00	0.00	0.00	5,357.39	1,339.35	
09.27 14:30:00			0:15:00	106.03	26.51	5,311.99	1,328.00	
09.27 14:45:00			0:15:00	713.99	178.50	5,365.62	1,341.41	
09.27 15:00:00			0:15:00	1,470.88	367.72	5,328.20	1,332.05	
09.27 15:15:00			0:15:00	2,353.26	588.32	5,390.57	1,347.64	
09.27 15:30:00			0:15:00	3,271.56	817.89	5,367.87	1,341.97	
09.27 15:45:00			0:15:00	4,385.70	1,096.43	5,442.46	1,360.62	
09.27 16:00:00			0:15:00	5,633.55	1,408.39	5,443.96	1,360.99	
09.27 16:15:00			0:15:00	7,127.88	1,781.97	5,522.54	1,380.64	

09.27 16:30:00			0:15:00	8,745.21	2,186.30	5,455.18	1,363.80	
09.27 16:45:00			0:15:00	10,088.61	2,522.15	5,417.26	1,354.32	
09.27 17:00:00			0:15:00	11,255.63	2,813.91	5,290.53	1,322.63	
09.27 17:15:00			0:15:00	13,877.82	3,469.46	5,186.75	1,296.69	
09.27 17:30:00			0:15:00	19,516.86	4,879.22	4,818.78	1,204.70	
09.27 17:45:00			0:13:48	28,098.41	6,462.64	4,349.03	1,000.28	
09.27 17:58:11			0:06:36	9:54:36	38,405.06	4,224.56	3,623.82	53,747.31
10.04 08:09:36	4-Oct	8-Mar	0:02:24	0.00	0.00	7,374.11	294.96	
10.04 08:15:00			0:10:12	7.48	1.27	7,476.15	1,270.95	
10.04 08:30:00			0:15:00	392.17	98.04	7,106.43	1,776.61	
10.04 08:45:00			0:15:00	168.14	42.04	7,254.62	1,813.65	
10.04 09:00:00			0:15:00	0.00	0.00	7,256.61	1,814.15	
10.04 09:15:00			0:15:00	0.00	0.00	7,173.04	1,793.26	
10.04 09:30:00			0:15:00	0.00	0.00	7,025.10	1,756.28	
10.04 09:45:00			0:15:00	0.00	0.00	6,966.48	1,741.62	
10.04 10:00:00			0:15:00	0.00	0.00	6,844.74	1,711.18	
10.04 10:15:00			0:15:00	0.00	0.00	6,817.29	1,704.32	
10.04 10:30:00			0:15:00	0.00	0.00	6,722.25	1,680.56	
10.04 10:45:00			0:15:00	0.00	0.00	6,728.48	1,682.12	
10.04 11:00:00			0:15:00	0.00	0.00	6,677.34	1,669.34	
10.04 11:15:00			0:15:00	0.00	0.00	6,640.17	1,660.04	
10.04 11:30:00			0:15:00	0.00	0.00	6,477.02	1,619.25	
10.04 11:45:00			0:15:00	0.00	0.00	6,441.84	1,610.46	
10.04 12:00:00			0:15:00	0.00	0.00	6,330.33	1,582.58	
10.04 12:15:00			0:15:00	0.00	0.00	6,335.57	1,583.89	
10.04 12:30:00			0:15:00	0.00	0.00	6,266.46	1,566.62	
10.04 12:45:00			0:15:00	0.00	0.00	6,288.91	1,572.23	
10.04 13:00:00			0:15:00	0.00	0.00	6,244.26	1,561.07	
10.04 13:15:00			0:15:00	0.00	0.00	6,281.68	1,570.42	
10.04 13:30:00			0:15:00	0.00	0.00	6,229.04	1,557.26	
10.04 13:45:00			0:15:00	0.00	0.00	6,289.91	1,572.48	
10.04 14:00:00			0:15:00	0.00	0.00	6,260.47	1,565.12	
10.04 14:15:00			0:15:00	5.24	1.31	6,339.56	1,584.89	
10.04 14:30:00			0:15:00	384.19	96.05	6,326.33	1,581.58	
10.04 14:45:00			0:15:00	1,154.05	288.51	6,426.87	1,606.72	
10.04 15:00:00			0:15:00	1,958.10	489.52	6,436.85	1,609.21	
10.04 15:15:00			0:15:00	2,930.54	732.63	6,569.57	1,642.39	
10.04 15:30:00			0:15:00	3,947.88	986.97	6,621.21	1,655.30	
10.04 15:45:00			0:15:00	5,168.79	1,292.20	6,793.34	1,698.34	
10.04 16:00:00			0:15:00	6,561.34	1,640.33	6,887.15	1,721.79	
10.04 16:15:00			0:15:00	8,241.77	2,060.44	7,004.15	1,751.04	
10.04 16:30:00			0:15:00	9,697.69	2,424.42	6,999.41	1,749.85	
10.04 16:45:00			0:15:00	10,895.64	2,723.91	7,069.51	1,767.38	
10.04 17:00:00			0:15:00	12,744.22	3,186.06	7,055.54	1,763.88	
10.04 17:15:00			0:15:00	17,859.38	4,464.84	6,950.51	1,737.63	
10.04 17:30:00			0:16:12	25,320.80	6,836.62	6,620.96	1,787.66	
10.04 17:47:23			0:08:24	9:37:12	38,808.45	5,433.18	5,826.64	64,203.80
10.11 08:16:11	11-Oct	1-Mar	0:07:12	539.36	64.72	9,152.84	1,098.34	
10.11 08:30:00			0:14:24	1,621.31	389.12	7,935.67	1,904.56	
10.11 08:45:00			0:15:00	2,485.73	621.43	6,828.77	1,707.19	
10.11 09:00:00			0:15:00	1,307.23	326.81	7,665.74	1,916.44	
10.11 09:15:00			0:15:00	519.40	129.85	8,230.05	2,057.51	
10.11 09:30:00			0:15:00	107.52	26.88	8,377.98	2,094.50	
10.11 09:45:00			0:15:00	6.24	1.56	8,316.61	2,079.15	
10.11 10:00:00			0:15:00	0.00	0.00	8,116.29	2,029.07	
10.11 10:15:00			0:15:00	0.00	0.00	8,025.23	2,006.31	

10.11 10:30:00			0:15:00	0.00	0.00	7,868.81	1,967.20	
10.11 10:45:00			0:15:00	0.75	0.19	7,864.57	1,966.14	
10.11 11:00:00			0:15:00	0.00	0.00	7,768.78	1,942.19	
10.11 11:15:00			0:15:00	0.00	0.00	7,684.95	1,921.24	
10.11 11:30:00			0:15:00	0.00	0.00	7,492.86	1,873.22	
10.11 11:45:00			0:15:00	0.00	0.00	7,421.51	1,855.38	
10.11 12:00:00			0:15:00	0.00	0.00	7,296.78	1,824.19	
10.11 12:15:00			0:15:00	0.00	0.00	7,303.01	1,825.75	
10.11 12:30:00			0:15:00	0.00	0.00	7,234.16	1,808.54	
10.11 12:45:00			0:15:00	0.00	0.00	7,252.37	1,813.09	
10.11 13:00:00			0:15:00	0.00	0.00	7,198.98	1,799.75	
10.11 13:15:00			0:15:00	0.00	0.00	7,253.62	1,813.40	
10.11 13:30:00			0:15:00	0.00	0.00	7,225.18	1,806.30	
10.11 13:45:00			0:15:00	0.00	0.00	7,304.76	1,826.19	
10.11 14:00:00			0:15:00	0.00	0.00	7,302.51	1,825.63	
10.11 14:15:00			0:15:00	127.23	31.81	7,424.51	1,856.13	
10.11 14:30:00			0:15:00	791.07	197.77	7,450.95	1,862.74	
10.11 14:45:00			0:15:00	1,603.85	400.96	7,602.13	1,900.53	
10.11 15:00:00			0:15:00	2,498.45	624.61	7,678.97	1,919.74	
10.11 15:15:00			0:15:00	3,523.53	880.88	7,891.27	1,972.82	
10.11 15:30:00			0:15:00	4,694.05	1,173.51	8,045.94	2,011.48	
10.11 15:45:00			0:15:00	6,058.65	1,514.66	8,319.36	2,079.84	
10.11 16:00:00			0:15:00	7,625.58	1,906.40	8,433.87	2,108.47	
10.11 16:15:00			0:15:00	9,268.10	2,317.02	8,607.00	2,151.75	
10.11 16:30:00			0:15:00	10,521.19	2,630.30	8,688.58	2,172.14	
10.11 16:45:00			0:15:00	11,899.52	2,974.88	8,888.15	2,222.04	
10.11 17:00:00			0:15:00	16,156.99	4,039.25	8,905.12	2,226.28	
10.11 17:15:00			0:15:00	22,912.16	5,728.04	8,833.27	2,208.32	
10.11 17:30:00			0:11:24	32,919.19	6,254.65	8,405.18	1,596.98	
10.11 17:37:12			0:03:36	9:21:36	39,177.17	2,350.63	7,971.60	478.30
								73,528.83
10.18 08:22:48	18-Oct	22-Feb	0:03:36	2,265.95	135.96	9,788.49	587.31	
10.18 08:30:00			0:10:48	3,126.12	562.70	8,779.88	1,580.38	
10.18 08:45:00			0:15:00	4,987.42	1,246.86	6,465.79	1,616.45	
10.18 09:00:00			0:15:00	4,812.54	1,203.14	6,053.91	1,513.48	
10.18 09:15:00			0:15:00	3,151.32	787.83	7,308.50	1,827.13	
10.18 09:30:00			0:15:00	1,565.93	391.48	8,488.50	2,122.13	
10.18 09:45:00			0:15:00	801.05	200.26	8,978.71	2,244.68	
10.18 10:00:00			0:15:00	369.47	92.37	9,111.93	2,277.98	
10.18 10:15:00			0:15:00	156.17	39.04	9,155.34	2,288.83	
10.18 10:30:00			0:15:00	31.18	7.80	9,095.21	2,273.80	
10.18 10:45:00			0:15:00	3.24	0.81	9,071.51	2,267.88	
10.18 11:00:00			0:15:00	0.00	0.00	8,922.08	2,230.52	
10.18 11:15:00			0:15:00	0.00	0.00	8,803.33	2,200.83	
10.18 11:30:00			0:15:00	0.00	0.00	8,566.09	2,141.52	
10.18 11:45:00			0:15:00	0.00	0.00	8,467.29	2,116.82	
10.18 12:00:00			0:15:00	0.00	0.00	8,325.35	2,081.34	
10.18 12:15:00			0:15:00	0.00	0.00	8,331.33	2,082.83	
10.18 12:30:00			0:15:00	0.00	0.00	8,244.27	2,061.07	
10.18 12:45:00			0:15:00	1.00	0.25	8,277.20	2,069.30	
10.18 13:00:00			0:15:00	0.00	0.00	8,234.04	2,058.51	
10.18 13:15:00			0:15:00	0.25	0.06	8,298.65	2,074.66	
10.18 13:30:00			0:15:00	0.00	0.00	8,286.43	2,071.61	
10.18 13:45:00			0:15:00	0.00	0.00	8,394.45	2,098.61	
10.18 14:00:00			0:15:00	0.00	0.00	8,427.38	2,106.85	
10.18 14:15:00			0:15:00	421.11	105.28	8,579.31	2,144.83	
10.18 14:30:00			0:15:00	1,226.65	306.66	8,668.87	2,167.22	

10.18 14:45:00			0:15:00	2,104.54	526.13	8,886.66	2,221.66	
10.18 15:00:00			0:15:00	3,074.73	768.68	9,038.33	2,259.58	
10.18 15:15:00			0:15:00	4,176.64	1,044.16	9,352.67	2,338.17	
10.18 15:30:00			0:15:00	5,461.17	1,365.29	9,591.91	2,397.98	
10.18 15:45:00			0:15:00	6,978.20	1,744.55	9,907.24	2,476.81	
10.18 16:00:00			0:15:00	8,703.29	2,175.82	10,062.41	2,515.60	
10.18 16:15:00			0:15:00	10,100.08	2,525.02	10,335.08	2,583.77	
10.18 16:30:00			0:15:00	11,258.87	2,814.72	10,537.65	2,634.41	
10.18 16:45:00			0:15:00	14,555.13	3,638.78	10,792.61	2,698.15	
10.18 17:00:00			0:15:00	20,386.27	5,096.57	10,829.54	2,707.38	
10.18 17:15:00			0:13:12	28,030.56	6,166.72	10,740.97	2,363.01	
10.18 17:27:00			0:06:00	9:03:36	39,326.35	3,932.64	10,055.43	80,508.63
10.25 07:30:00	25-Oct	15-Feb	0:07:48	4,776.12	620.90	9,686.21	1,259.21	
10.25 07:45:00			0:15:00	7,402.55	1,850.64	6,775.13	1,693.78	
10.25 08:00:00			0:15:00	8,464.55	2,116.14	4,859.69	1,214.92	
10.25 08:15:00			0:15:00	7,378.85	1,844.71	4,967.97	1,241.99	
10.25 08:30:00			0:15:00	4,758.91	1,189.73	6,977.45	1,744.36	
10.25 08:45:00			0:15:00	3,069.24	767.31	8,261.48	2,065.37	
10.25 09:00:00			0:15:00	1,793.95	448.49	9,123.15	2,280.79	
10.25 09:15:00			0:15:00	1,103.66	275.92	9,561.72	2,390.43	
10.25 09:30:00			0:15:00	624.43	156.11	9,805.96	2,451.49	
10.25 09:45:00			0:15:00	410.88	102.72	9,966.12	2,491.53	
10.25 10:00:00			0:15:00	222.28	55.57	9,994.56	2,498.64	
10.25 10:15:00			0:15:00	135.21	33.80	9,928.70	2,482.17	
10.25 10:30:00			0:15:00	55.38	13.85	9,703.92	2,425.98	
10.25 10:45:00			0:15:00	26.69	6.67	9,568.96	2,392.24	
10.25 11:00:00			0:15:00	5.24	1.31	9,414.04	2,353.51	
10.25 11:15:00			0:15:00	3.24	0.81	9,406.55	2,351.64	
10.25 11:30:00			0:15:00	0.00	0.00	9,315.50	2,328.87	
10.25 11:45:00			0:15:00	0.00	0.00	9,356.16	2,339.04	
10.25 12:00:00			0:15:00	0.25	0.06	9,306.02	2,326.50	
10.25 12:15:00			0:15:00	0.00	0.00	9,393.08	2,348.27	
10.25 12:30:00			0:15:00	0.00	0.00	9,402.81	2,350.70	
10.25 12:45:00			0:15:00	0.00	0.00	9,551.00	2,387.75	
10.25 13:00:00			0:15:00	51.89	12.97	9,596.65	2,399.16	
10.25 13:15:00			0:15:00	780.35	195.09	9,817.43	2,454.36	
10.25 13:30:00			0:15:00	1,625.55	406.39	9,952.89	2,488.22	
10.25 13:45:00			0:15:00	2,578.28	644.57	10,261.99	2,565.50	
10.25 14:00:00			0:15:00	3,609.10	902.27	10,504.47	2,626.12	
10.25 14:15:00			0:15:00	4,857.95	1,214.49	10,915.35	2,728.84	
10.25 14:30:00			0:15:00	6,272.95	1,568.24	11,193.01	2,798.25	
10.25 14:45:00			0:15:00	7,980.58	1,995.14	11,521.82	2,880.45	
10.25 15:00:00			0:15:00	9,563.47	2,390.87	11,760.06	2,940.02	
10.25 15:15:00			0:15:00	10,770.66	2,692.67	12,153.23	3,038.31	
10.25 15:30:00			0:15:00	12,804.35	3,201.09	12,443.61	3,110.90	
10.25 15:45:00			0:15:00	17,937.71	4,484.43	12,745.97	3,186.49	
10.25 16:00:00			0:15:00	25,348.99	6,337.25	12,787.88	3,196.97	
10.25 16:15:00			0:09:00	36,350.17	5,452.53	12,304.16	1,845.62	
10.25 16:18:00			0:01:48	8:48:36	39,424.15	1,182.72	12,033.73	86,039.42
11.01 07:36:35	1-Nov	8-Feb	0:04:12	7,774.01	544.18	9,015.38	631.08	
11.01 07:45:00			0:11:24	9,491.12	1,803.31	7,238.90	1,375.39	
11.01 08:00:00			0:15:00	11,992.07	2,998.02	4,972.71	1,243.18	
11.01 08:15:00			0:15:00	11,751.33	2,937.83	3,476.38	869.09	
11.01 08:30:00			0:15:00	8,918.59	2,229.65	4,786.60	1,196.65	
11.01 08:45:00			0:15:00	6,270.20	1,567.55	6,722.00	1,680.50	
11.01 09:00:00			0:15:00	4,301.88	1,075.47	8,125.52	2,031.38	

11.01 09:15:00			0:15:00	3,092.69	773.17	9,040.58	2,260.15	
11.01 09:30:00			0:15:00	2,039.18	509.79	9,779.26	2,444.82	
11.01 09:45:00			0:15:00	1,453.67	363.42	10,352.05	2,588.01	
11.01 10:00:00			0:15:00	951.73	237.93	10,720.77	2,680.19	
11.01 10:15:00			0:15:00	716.48	179.12	10,808.33	2,702.08	
11.01 10:30:00			0:15:00	494.20	123.55	10,711.04	2,677.76	
11.01 10:45:00			0:15:00	405.89	101.47	10,648.67	2,662.17	
11.01 11:00:00			0:15:00	284.90	71.22	10,526.68	2,631.67	
11.01 11:15:00			0:15:00	243.48	60.87	10,523.18	2,630.80	
11.01 11:30:00			0:15:00	161.91	40.48	10,411.17	2,602.79	
11.01 11:45:00			0:15:00	64.61	16.15	10,472.54	2,618.14	
11.01 12:00:00			0:15:00	3.24	0.81	10,411.17	2,602.79	
11.01 12:15:00			0:15:00	0.00	0.00	10,524.18	2,631.05	
11.01 12:30:00			0:15:00	0.00	0.00	10,543.64	2,635.91	
11.01 12:45:00			0:15:00	0.00	0.00	10,729.75	2,682.44	
11.01 13:00:00			0:15:00	285.40	71.35	10,831.78	2,707.95	
11.01 13:15:00			0:15:00	1,111.89	277.97	11,105.70	2,776.43	
11.01 13:30:00			0:15:00	2,017.22	504.31	11,307.77	2,826.94	
11.01 13:45:00			0:15:00	3,047.04	761.76	11,711.66	2,927.92	
11.01 14:00:00			0:15:00	4,173.65	1,043.41	12,023.25	3,005.81	
11.01 14:15:00			0:15:00	5,511.81	1,377.95	12,475.30	3,118.82	
11.01 14:30:00			0:15:00	7,053.29	1,763.32	12,768.42	3,192.11	
11.01 14:45:00			0:15:00	8,827.53	2,206.88	13,173.56	3,293.39	
11.01 15:00:00			0:15:00	10,221.57	2,555.39	13,498.13	3,374.53	
11.01 15:15:00			0:15:00	11,571.71	2,892.93	14,023.01	3,505.75	
11.01 15:30:00			0:15:00	15,446.99	3,861.75	14,379.51	3,594.88	
11.01 15:45:00			0:15:00	21,782.81	5,445.70	14,720.03	3,680.01	
11.01 16:00:00			0:12:36	30,707.38	6,448.55	14,556.38	3,056.84	
11.01 16:10:12			0:05:24	8:33:36	39,671.12	13,891.54	1,250.24	90,389.63
11.08 07:43:48	8-Nov	1-Feb	0:00:36	11,017.14	110.17	8,099.57	81.00	
11.08 07:45:00			0:07:48	11,293.80	1,468.19	7,858.09	1,021.55	
11.08 08:00:00			0:15:00	14,675.88	3,668.97	5,273.32	1,318.33	
11.08 08:15:00			0:15:00	15,910.01	3,977.50	3,520.29	880.07	
11.08 08:30:00			0:15:00	13,613.38	3,403.35	3,174.27	793.57	
11.08 08:45:00			0:15:00	10,018.26	2,504.56	5,194.73	1,298.68	
11.08 09:00:00			0:15:00	7,314.24	1,828.56	6,871.18	1,717.80	
11.08 09:15:00			0:15:00	5,540.75	1,385.19	8,201.36	2,050.34	
11.08 09:30:00			0:15:00	4,069.62	1,017.41	9,233.42	2,308.36	
11.08 09:45:00			0:15:00	3,178.51	794.63	10,153.22	2,538.31	
11.08 10:00:00			0:15:00	2,350.77	587.69	10,844.25	2,711.06	
11.08 10:15:00			0:15:00	1,875.27	468.82	11,189.27	2,797.32	
11.08 10:30:00			0:15:00	1,410.26	352.57	11,335.21	2,833.80	
11.08 10:45:00			0:15:00	1,167.28	291.82	11,456.21	2,864.05	
11.08 11:00:00			0:15:00	904.83	226.21	11,480.40	2,870.10	
11.08 11:15:00			0:15:00	817.02	204.25	11,537.03	2,884.26	
11.08 11:30:00			0:15:00	562.56	140.64	11,483.15	2,870.79	
11.08 11:45:00			0:15:00	339.53	84.88	11,548.51	2,887.13	
11.08 12:00:00			0:15:00	148.93	37.23	11,536.04	2,884.01	
11.08 12:15:00			0:15:00	61.62	15.41	11,659.77	2,914.94	
11.08 12:30:00			0:15:00	17.96	4.49	11,697.44	2,924.36	
11.08 12:45:00			0:15:00	0.25	0.06	11,934.94	2,983.74	
11.08 13:00:00			0:15:00	552.33	138.08	12,067.16	3,016.79	
11.08 13:15:00			0:15:00	1,422.48	355.62	12,406.19	3,101.55	
11.08 13:30:00			0:15:00	2,371.47	592.87	12,659.65	3,164.91	
11.08 13:45:00			0:15:00	3,460.41	865.10	13,156.35	3,289.09	
11.08 14:00:00			0:15:00	4,680.08	1,170.02	13,501.37	3,375.34	

11.08 14:15:00			0:15:00	6,117.03	1,529.26	13,988.09	3,497.02		
11.08 14:30:00			0:15:00	7,793.22	1,948.31	14,315.39	3,578.85		
11.08 14:45:00			0:15:00	9,511.08	2,377.77	14,820.57	3,705.14		
11.08 15:00:00			0:15:00	10,711.29	2,677.82	15,243.67	3,810.92		
11.08 15:15:00			0:15:00	13,115.44	3,278.86	15,873.84	3,968.46		
11.08 15:30:00			0:15:00	18,111.34	4,527.84	16,253.78	4,063.45		
11.08 15:45:00			0:15:00	25,690.77	6,422.69	16,521.96	4,130.49		
11.08 16:00:00			0:09:00	36,763.04	5,514.46	15,939.95	2,390.99		
11.08 16:03:00			0:01:48	8:19:12	39,746.21	1,192.39	15,597.67	467.93	93,994.48
11.15 07:51:00	15-Nov	25-Jan	0:04:48	14,295.68	1,143.66	7,296.53	583.72		
11.15 08:00:00			0:12:00	16,729.52	3,345.91	5,621.58	1,124.32		
11.15 08:15:00			0:15:00	19,648.83	4,912.21	3,666.48	916.62		
11.15 08:30:00			0:15:00	18,483.30	4,620.83	2,654.12	663.53		
11.15 08:45:00			0:15:00	14,040.23	3,510.06	4,324.83	1,081.21		
11.15 09:00:00			0:15:00	10,546.88	2,636.72	5,925.19	1,481.30		
11.15 09:15:00			0:15:00	8,232.29	2,058.07	7,415.77	1,853.94		
11.15 09:30:00			0:15:00	6,288.42	1,572.10	8,740.22	2,185.05		
11.15 09:45:00			0:15:00	5,080.73	1,270.18	9,862.09	2,465.52		
11.15 10:00:00			0:15:00	4,002.26	1,000.57	10,765.92	2,691.48		
11.15 10:15:00			0:15:00	3,383.58	845.89	11,261.62	2,815.41		
11.15 10:30:00			0:15:00	2,732.95	683.24	11,538.78	2,884.70		
11.15 10:45:00			0:15:00	2,376.46	594.12	11,802.72	2,950.68		
11.15 11:00:00			0:15:00	1,973.07	493.27	11,994.56	2,998.64		
11.15 11:15:00			0:15:00	1,781.72	445.43	12,156.72	3,039.18		
11.15 11:30:00			0:15:00	1,283.78	320.94	12,220.09	3,055.02		
11.15 11:45:00			0:15:00	915.81	228.95	12,388.73	3,097.18		
11.15 12:00:00			0:15:00	568.30	142.07	12,473.05	3,118.26		
11.15 12:15:00			0:15:00	406.64	101.66	12,670.38	3,167.60		
11.15 12:30:00			0:15:00	233.51	58.38	12,780.90	3,195.22		
11.15 12:45:00			0:15:00	131.47	32.87	13,073.03	3,268.26		
11.15 13:00:00			0:15:00	813.03	203.26	13,274.10	3,318.53		
11.15 13:15:00			0:15:00	1,684.43	421.11	13,660.53	3,415.13		
11.15 13:30:00			0:15:00	2,687.80	671.95	14,005.80	3,501.45		
11.15 13:45:00			0:15:00	3,829.38	957.35	14,509.23	3,627.31		
11.15 14:00:00			0:15:00	5,096.69	1,274.17	14,874.96	3,718.74		
11.15 14:15:00			0:15:00	6,645.41	1,661.35	15,419.05	3,854.76		
11.15 14:30:00			0:15:00	8,418.65	2,104.66	15,783.53	3,945.88		
11.15 14:45:00			0:15:00	9,996.30	2,499.08	16,400.22	4,100.06		
11.15 15:00:00			0:15:00	11,273.34	2,818.34	16,949.06	4,237.26		
11.15 15:15:00			0:15:00	14,879.70	3,719.92	17,575.73	4,393.93		
11.15 15:30:00			0:15:00	20,637.74	5,159.43	17,943.20	4,485.80		
11.15 15:45:00			0:13:48	29,432.58	6,769.49	18,071.93	4,156.54		
11.15 15:57:36			0:06:36	8:07:12	40,141.87	4,415.61	17,173.83	1,889.12	97,281.35
11.22 07:57:36	22-Nov	18-Jan	0:01:12	17,391.62	347.83	6,553.35	131.07		
11.22 08:00:00			0:09:00	18,002.82	2,700.42	6,141.23	921.18		
11.22 08:15:00			0:15:00	22,209.65	5,552.41	3,896.99	974.25		
11.22 08:30:00			0:15:00	22,734.79	5,683.70	2,429.10	607.28		
11.22 08:45:00			0:15:00	18,302.19	4,575.55	3,916.69	979.17		
11.22 09:00:00			0:15:00	13,810.71	3,452.68	5,506.57	1,376.64		
11.22 09:15:00			0:15:00	10,969.99	2,742.50	6,875.67	1,718.92		
11.22 09:30:00			0:15:00	8,634.19	2,158.55	8,353.79	2,088.45		
11.22 09:45:00			0:15:00	7,057.04	1,764.26	9,615.86	2,403.97		
11.22 10:00:00			0:15:00	5,675.96	1,418.99	10,629.21	2,657.30		
11.22 10:15:00			0:15:00	4,900.61	1,225.15	11,290.31	2,822.58		
11.22 10:30:00			0:15:00	4,122.76	1,030.69	11,678.24	2,919.56		
11.22 10:45:00			0:15:00	3,668.22	917.06	12,051.94	3,012.99		



11.22 11:00:00			0:15:00	3,163.54	790.89	12,315.13	3,078.78	
11.22 11:15:00			0:15:00	2,849.96	712.49	12,554.88	3,138.72	
11.22 11:30:00			0:15:00	2,160.17	540.04	12,724.52	3,181.13	
11.22 11:45:00			0:15:00	1,652.50	413.12	12,974.74	3,243.68	
11.22 12:00:00			0:15:00	1,164.28	291.07	13,127.66	3,281.92	
11.22 12:15:00			0:15:00	904.08	226.02	13,417.30	3,354.32	
11.22 12:30:00			0:15:00	604.47	151.12	13,613.13	3,403.28	
11.22 12:45:00			0:15:00	450.30	112.57	13,978.86	3,494.71	
11.22 13:00:00			0:15:00	1,110.89	277.72	14,260.76	3,565.19	
11.22 13:15:00			0:15:00	1,892.74	473.18	14,793.38	3,698.35	
11.22 13:30:00			0:15:00	2,891.62	722.90	15,185.30	3,796.32	
11.22 13:45:00			0:15:00	4,103.30	1,025.83	15,728.65	3,932.16	
11.22 14:00:00			0:15:00	5,406.54	1,351.63	16,130.79	4,032.70	
11.22 14:15:00			0:15:00	7,038.57	1,759.64	16,698.34	4,174.59	
11.22 14:30:00			0:15:00	8,883.66	2,220.92	17,134.17	4,283.54	
11.22 14:45:00			0:15:00	10,323.11	2,580.78	17,802.00	4,450.50	
11.22 15:00:00			0:15:00	11,976.85	2,994.21	18,384.76	4,596.19	
11.22 15:15:00			0:15:00	16,328.37	4,082.09	19,052.10	4,763.02	
11.22 15:30:00			0:15:00	22,788.92	5,697.23	19,443.27	4,860.82	
11.22 15:45:00			0:12:00	32,371.85	6,474.37	19,349.72	3,869.94	
11.22 15:54:00			0:04:48	7:57:00	40,287.07	3,222.97	18,562.39	1,484.99
11.29 08:04:12	29-Nov	11-Jan	0:05:24	20,053.23	1,804.79	5,979.57	538.16	
11.29 08:15:00			0:12:36	23,204.29	4,872.90	4,217.56	885.69	
11.29 08:30:00			0:15:00	26,051.26	6,512.81	2,592.00	648.00	
11.29 08:45:00			0:15:00	23,633.38	5,908.35	2,627.93	656.98	
11.29 09:00:00			0:15:00	17,166.35	4,291.59	5,397.80	1,349.45	
11.29 09:15:00			0:15:00	13,753.58	3,438.40	6,654.64	1,663.66	
11.29 09:30:00			0:15:00	10,798.10	2,699.53	8,045.44	2,011.36	
11.29 09:45:00			0:15:00	8,954.01	2,238.50	9,421.27	2,355.32	
11.29 10:00:00			0:15:00	7,340.18	1,835.05	10,525.93	2,631.48	
11.29 10:15:00			0:15:00	6,407.66	1,601.92	11,273.09	2,818.27	
11.29 10:30:00			0:15:00	5,474.14	1,368.54	11,762.31	2,940.58	
11.29 10:45:00			0:15:00	4,907.59	1,226.90	12,224.33	3,056.08	
11.29 11:00:00			0:15:00	4,304.62	1,076.16	12,563.11	3,140.78	
11.29 11:15:00			0:15:00	3,826.14	956.53	12,876.44	3,219.11	
11.29 11:30:00			0:15:00	2,972.20	743.05	13,134.90	3,283.72	
11.29 11:45:00			0:15:00	2,374.96	593.74	13,443.99	3,361.00	
11.29 12:00:00			0:15:00	1,805.92	451.48	13,674.25	3,418.56	
11.29 12:15:00			0:15:00	1,399.78	349.95	14,026.01	3,506.50	
11.29 12:30:00			0:15:00	970.69	242.67	14,313.90	3,578.47	
11.29 12:45:00			0:15:00	807.04	201.76	14,738.00	3,684.50	
11.29 13:00:00			0:15:00	1,367.85	341.96	15,100.98	3,775.24	
11.29 13:15:00			0:15:00	2,101.29	525.32	15,660.04	3,915.01	
11.29 13:30:00			0:15:00	3,083.96	770.99	16,153.49	4,038.37	
11.29 13:45:00			0:15:00	4,236.27	1,059.07	16,744.74	4,186.19	
11.29 14:00:00			0:15:00	5,610.35	1,402.59	17,181.56	4,295.39	
11.29 14:15:00			0:15:00	7,282.81	1,820.70	17,759.34	4,439.84	
11.29 14:30:00			0:15:00	9,129.64	2,282.41	18,235.83	4,558.96	
11.29 14:45:00			0:15:00	10,497.24	2,624.31	18,960.54	4,740.14	
11.29 15:00:00			0:15:00	12,571.59	3,142.90	19,590.21	4,897.55	
11.29 15:15:00			0:15:00	17,248.42	4,312.11	20,274.76	5,068.69	
11.29 15:30:00			0:15:00	24,059.73	6,014.93	20,603.81	5,150.95	
11.29 15:45:00			0:10:48	34,453.94	6,201.71	20,415.96	3,674.87	
11.29 15:51:36			0:03:00	7:46:48	40,603.40	2,030.17	19,696.48	984.82
12.06 08:10:12	6-Dec	4-Jan	0:02:24	22,000.60	880.02	5,528.53	221.14	
12.06 08:15:00			0:10:12	23,381.17	3,974.80	4,701.03	799.18	

12.06 08:30:00			0:15:00	27,519.39	6,879.85	2,837.73	709.43	
12.06 08:45:00			0:15:00	28,192.22	7,048.05	1,558.20	389.55	
12.06 09:00:00			0:15:00	20,504.52	5,126.13	4,998.90	1,249.73	
12.06 09:15:00			0:15:00	16,336.36	4,084.09	6,496.97	1,624.24	
12.06 09:30:00			0:15:00	13,205.50	3,301.37	7,912.72	1,978.18	
12.06 09:45:00			0:15:00	10,742.47	2,685.62	9,232.67	2,308.17	
12.06 10:00:00			0:15:00	8,809.07	2,202.27	10,419.65	2,604.91	
12.06 10:15:00			0:15:00	7,716.14	1,929.03	11,276.84	2,819.21	
12.06 10:30:00			0:15:00	6,646.41	1,661.60	11,774.53	2,943.63	
12.06 10:45:00			0:15:00	5,994.29	1,498.57	12,311.14	3,077.79	
12.06 11:00:00			0:15:00	5,257.60	1,314.40	12,722.52	3,180.63	
12.06 11:15:00			0:15:00	4,687.81	1,171.95	13,105.71	3,276.43	
12.06 11:30:00			0:15:00	3,728.34	932.09	13,430.52	3,357.63	
12.06 11:45:00			0:15:00	2,961.22	740.31	13,799.24	3,449.81	
12.06 12:00:00			0:15:00	2,231.02	557.76	14,088.87	3,522.22	
12.06 12:15:00			0:15:00	1,790.45	447.61	14,473.31	3,618.33	
12.06 12:30:00			0:15:00	1,320.45	330.11	14,774.92	3,693.73	
12.06 12:45:00			0:15:00	1,053.02	263.25	15,256.90	3,814.22	
12.06 13:00:00			0:15:00	1,563.93	390.98	15,672.27	3,918.07	
12.06 13:15:00			0:15:00	2,225.53	556.38	16,274.74	4,068.68	
12.06 13:30:00			0:15:00	3,098.68	774.67	16,828.31	4,207.08	
12.06 13:45:00			0:15:00	4,257.22	1,064.31	17,493.40	4,373.35	
12.06 14:00:00			0:15:00	5,656.01	1,414.00	17,951.68	4,487.92	
12.06 14:15:00			0:15:00	7,316.24	1,829.06	18,539.19	4,634.80	
12.06 14:30:00			0:15:00	9,159.33	2,289.83	19,010.94	4,752.73	
12.06 14:45:00			0:15:00	10,536.66	2,634.16	19,799.76	4,949.94	
12.06 15:00:00			0:15:00	12,809.09	3,202.27	20,458.62	5,114.65	
12.06 15:15:00			0:15:00	17,607.91	4,401.98	21,144.91	5,286.23	
12.06 15:30:00			0:15:00	24,530.48	6,132.62	21,498.41	5,374.60	
12.06 15:45:00			0:10:12	35,095.83	5,966.29	21,272.64	3,616.35	
12.06 15:51:00			0:03:00	7:40:48	40,741.60	2,037.08	20,552.42	1,027.62
								104,450.17
12.13 08:15:36	13-Dec	27-Dec	0:07:12	23,206.04	2,784.73	5,268.83	632.26	
12.13 08:30:00			0:15:00	27,306.84	6,826.71	3,171.03	792.76	
12.13 08:45:00			0:15:00	30,307.73	7,576.93	1,752.78	438.20	
12.13 09:00:00			0:15:00	23,670.80	5,917.70	4,334.56	1,083.64	
12.13 09:15:00			0:15:00	18,425.43	4,606.36	6,364.25	1,591.06	
12.13 09:30:00			0:15:00	15,083.76	3,770.94	7,780.25	1,945.06	
12.13 09:45:00			0:15:00	12,373.76	3,093.44	9,101.95	2,275.49	
12.13 10:00:00			0:15:00	10,043.20	2,510.80	10,265.98	2,566.50	
12.13 10:15:00			0:15:00	8,787.86	2,196.97	11,237.67	2,809.42	
12.13 10:30:00			0:15:00	7,520.55	1,880.14	11,756.57	2,939.14	
12.13 10:45:00			0:15:00	6,822.78	1,705.70	12,304.16	3,076.04	
12.13 11:00:00			0:15:00	6,009.01	1,502.25	12,781.65	3,195.41	
12.13 11:15:00			0:15:00	5,353.15	1,338.29	13,218.47	3,304.62	
12.13 11:30:00			0:15:00	4,316.10	1,079.02	13,563.24	3,390.81	
12.13 11:45:00			0:15:00	3,470.89	867.72	13,972.12	3,493.03	
12.13 12:00:00			0:15:00	2,659.11	664.78	14,259.76	3,564.94	
12.13 12:15:00			0:15:00	2,142.96	535.74	14,694.59	3,673.65	
12.13 12:30:00			0:15:00	1,598.86	399.72	15,021.40	3,755.35	
12.13 12:45:00			0:15:00	1,207.94	301.99	15,540.54	3,885.14	
12.13 13:00:00			0:15:00	1,600.61	400.15	15,974.87	3,993.72	
12.13 13:15:00			0:15:00	2,250.23	562.56	16,605.54	4,151.38	
12.13 13:30:00			0:15:00	3,068.99	767.25	17,200.28	4,300.07	
12.13 13:45:00			0:15:00	4,125.25	1,031.31	17,920.50	4,480.12	
12.13 14:00:00			0:15:00	5,504.33	1,376.08	18,347.34	4,586.84	
12.13 14:15:00			0:15:00	7,190.25	1,797.56	18,984.99	4,746.25	

12.13 14:30:00			0:15:00	9,034.34	2,258.59	19,461.73	4,865.43	
12.13 14:45:00			0:15:00	10,454.08	2,613.52	20,261.28	5,065.32	
12.13 15:00:00			0:15:00	12,579.32	3,144.83	20,922.88	5,230.72	
12.13 15:15:00			0:15:00	17,256.16	4,314.04	21,658.82	5,414.71	
12.13 15:30:00			0:15:00	23,958.44	5,989.61	22,035.27	5,508.82	
12.13 15:45:00			0:10:48	34,213.95	6,158.51	21,935.73	3,948.43	
12.13 15:52:11			0:03:36	7:36:36	41,076.89	2,464.61	1,264.32	105,968.63
12.20 08:19:48	20-Dec	No Mirror	0:04:48	23,664.07	1,893.13	5,145.09	411.61	
12.20 08:30:00			0:12:36	26,559.68	5,577.53	3,591.38	754.19	
12.20 08:45:00			0:15:00	30,655.74	7,663.94	2,013.73	503.43	
12.20 09:00:00			0:15:00	26,912.43	6,728.11	2,881.39	720.35	
12.20 09:15:00			0:15:00	19,822.96	4,955.74	6,250.00	1,562.50	
12.20 09:30:00			0:15:00	16,278.73	4,069.68	7,521.80	1,880.45	
12.20 09:45:00			0:15:00	13,494.63	3,373.66	8,904.87	2,226.22	
12.20 10:00:00			0:15:00	10,854.23	2,713.56	10,052.68	2,513.17	
12.20 10:15:00			0:15:00	9,388.34	2,347.09	11,096.22	2,774.06	
12.20 10:30:00			0:15:00	8,064.15	2,016.04	11,696.45	2,924.11	
12.20 10:45:00			0:15:00	7,243.64	1,810.91	12,218.59	3,054.65	
12.20 11:00:00			0:15:00	6,428.62	1,607.15	12,737.24	3,184.31	
12.20 11:15:00			0:15:00	5,736.83	1,434.21	13,195.27	3,298.82	
12.20 11:30:00			0:15:00	4,706.77	1,176.69	13,568.48	3,392.12	
12.20 11:45:00			0:15:00	3,796.45	949.11	13,984.10	3,496.02	
12.20 12:00:00			0:15:00	2,923.80	730.95	14,284.46	3,571.11	
12.20 12:15:00			0:15:00	2,353.76	588.44	14,729.27	3,682.32	
12.20 12:30:00			0:15:00	1,792.70	448.18	15,061.31	3,765.33	
12.20 12:45:00			0:15:00	1,330.93	332.73	15,587.20	3,896.80	
12.20 13:00:00			0:15:00	1,612.33	403.08	16,020.53	4,005.13	
12.20 13:15:00			0:15:00	2,167.90	541.98	16,648.69	4,162.17	
12.20 13:30:00			0:15:00	2,918.81	729.70	17,236.70	4,309.17	
12.20 13:45:00			0:15:00	3,936.40	984.10	18,000.58	4,500.14	
12.20 14:00:00			0:15:00	5,251.36	1,312.84	18,471.08	4,617.77	
12.20 14:15:00			0:15:00	6,853.97	1,713.49	19,081.79	4,770.45	
12.20 14:30:00			0:15:00	8,707.04	2,176.76	19,548.30	4,887.07	
12.20 14:45:00			0:15:00	10,268.47	2,567.12	20,337.37	5,084.34	
12.20 15:00:00			0:15:00	12,067.41	3,016.85	20,993.98	5,248.50	
12.20 15:15:00			0:15:00	16,357.56	4,089.39	21,756.61	5,439.15	
12.20 15:30:00			0:15:00	22,609.55	5,652.39	22,188.95	5,547.24	
12.20 15:45:00			0:12:36	32,310.98	6,785.31	22,292.73	4,681.47	
12.20 15:54:36			0:04:48	7:30:00	40,937.44	3,275.00	1,702.57	106,566.74
198:14:24				829,989.69		5,504,161.96	1,308,647.32	

7:20:32 Average Duration



## MAY2020 1450 OWENS EXIST D FOR D 39 FT PROPOSED - Ballpark

DayNum	Date+Time	Duration	ExSF	ExSFHr	NewSF	NewSFHr	SunnySF	SunnySFHr
172	06.21 06:46:48	0:06:36	17,524.09	1,927.65	0.00	0.00	67,506.59	7,425.73
172	06.21 07:00:00	0:13:48	5,878.04	1,351.95	0.00	0.00	79,152.65	18,205.11
172	06.21 07:15:00	0:15:00	0.00	0.00	0.00	0.00	85,030.68	21,257.67
172	06.21 07:30:00	0:15:00	0.00	0.00	0.00	0.00	85,030.68	21,257.67
172	06.21 07:45:00	0:15:00	0.00	0.00	0.00	0.00	85,030.68	21,257.67
172	06.21 08:00:00	0:15:00	0.00	0.00	0.00	0.00	85,030.68	21,257.67
172	06.21 08:15:00	0:15:00	0.00	0.00	0.00	0.00	85,030.68	21,257.67
172	06.21 08:30:00	0:15:00	0.00	0.00	0.00	0.00	85,030.68	21,257.67
172	06.21 08:45:00	0:15:00	0.00	0.00	0.00	0.00	85,030.68	21,257.67
172	06.21 09:00:00	0:15:00	0.00	0.00	0.00	0.00	85,030.68	21,257.67
172	06.21 09:15:00	0:15:00	0.00	0.00	0.00	0.00	85,030.68	21,257.67
172	06.21 09:30:00	0:15:00	0.00	0.00	0.00	0.00	85,030.68	21,257.67
172	06.21 09:45:00	0:15:00	0.00	0.00	0.00	0.00	85,030.68	21,257.67
172	06.21 10:00:00	0:15:00	0.00	0.00	0.00	0.00	85,030.68	21,257.67
172	06.21 10:15:00	0:15:00	0.00	0.00	0.00	0.00	85,030.68	21,257.67
172	06.21 10:30:00	0:15:00	0.00	0.00	0.00	0.00	85,030.68	21,257.67
172	06.21 10:45:00	0:15:00	0.00	0.00	0.00	0.00	85,030.68	21,257.67
172	06.21 11:00:00	0:15:00	0.00	0.00	0.00	0.00	85,030.68	21,257.67
172	06.21 11:15:00	0:15:00	0.00	0.00	0.00	0.00	85,030.68	21,257.67
172	06.21 11:30:00	0:15:00	0.00	0.00	0.00	0.00	85,030.68	21,257.67
172	06.21 11:45:00	0:15:00	0.00	0.00	0.00	0.00	85,030.68	21,257.67
172	06.21 12:00:00	0:15:00	0.00	0.00	1.25	0.31	85,029.43	21,257.36
172	06.21 12:15:00	0:15:00	0.00	0.00	22.95	5.74	85,007.73	21,251.93
172	06.21 12:30:00	0:15:00	0.00	0.00	10.73	2.68	85,019.95	21,254.99
172	06.21 12:45:00	0:15:00	0.00	0.00	33.93	8.48	84,996.75	21,249.19
172	06.21 13:00:00	0:15:00	0.00	0.00	10.23	2.56	85,020.45	21,255.11
172	06.21 13:15:00	0:15:00	0.00	0.00	19.96	4.99	85,010.72	21,252.68
172	06.21 13:30:00	0:15:00	0.00	0.00	0.50	0.13	85,030.18	21,257.55
172	06.21 13:45:00	0:15:00	0.00	0.00	0.25	0.06	85,030.43	21,257.61
172	06.21 14:00:00	0:15:00	0.00	0.00	0.00	0.00	85,030.68	21,257.67
172	06.21 14:15:00	0:15:00	0.00	0.00	0.00	0.00	85,030.68	21,257.67
172	06.21 14:30:00	0:15:00	0.00	0.00	0.00	0.00	85,030.68	21,257.67
172	06.21 14:45:00	0:15:00	0.00	0.00	0.00	0.00	85,030.68	21,257.67
172	06.21 15:00:00	0:15:00	0.00	0.00	0.00	0.00	85,030.68	21,257.67
172	06.21 15:15:00	0:15:00	1.00	0.25	0.00	0.00	85,029.68	21,257.42
172	06.21 15:30:00	0:15:00	95.05	23.76	0.00	0.00	84,935.63	21,233.91
172	06.21 15:45:00	0:15:00	408.38	102.10	0.00	0.00	84,622.30	21,155.57
172	06.21 16:00:00	0:15:00	901.84	225.46	0.00	0.00	84,128.84	21,032.21
172	06.21 16:15:00	0:15:00	1,545.47	386.37	0.00	0.00	83,485.21	20,871.30
172	06.21 16:30:00	0:15:00	2,246.49	561.62	0.00	0.00	82,784.20	20,696.05
172	06.21 16:45:00	0:15:00	3,040.30	760.08	0.00	0.00	81,990.38	20,497.60
172	06.21 17:00:00	0:15:00	3,943.39	985.85	0.00	0.00	81,087.29	20,271.82
172	06.21 17:15:00	0:15:00	4,969.71	1,242.43	0.00	0.00	80,060.97	20,015.24
172	06.21 17:30:00	0:15:00	6,166.92	1,541.73	0.00	0.00	78,863.76	19,715.94
172	06.21 17:45:00	0:15:00	7,574.44	1,893.61	0.00	0.00	77,456.24	19,364.06
172	06.21 18:00:00	0:15:00	8,938.55	2,234.64	0.00	0.00	76,092.14	19,023.03
172	06.21 18:15:00	0:15:00	10,304.65	2,576.16	0.00	0.00	74,726.03	18,681.51
172	06.21 18:30:00	0:15:00	11,869.33	2,967.33	0.00	0.00	73,161.35	18,290.34



## MAY2020 1450 OWENS EXIST D FOR D 39 FT PROPOSED - Ballpark

DayNum	Date+Time	Duration	ExSF	ExSFHr	NewSF	NewSFHr	SunnySF	SunnySFHr
172	06.21 18:45:00	0:15:00	13,974.86	3,493.72	0.00	0.00	71,055.82	17,763.95
172	06.21 19:00:00	0:15:00	18,070.18	4,517.55	0.00	0.00	66,960.50	16,740.13
172	06.21 19:15:00	0:18:00	24,842.57	7,452.77	0.00	0.00	60,188.11	18,056.43
172	06.21 19:36:00	0:10:48	37,265.22	6,707.74	0.00	0.00	47,765.46	8,597.78
179	06.28 06:48:35	0:06:00	16,591.32	1,659.13	0.00	0.00	68,439.37	6,843.94
179	06.28 07:00:00	0:13:12	7,038.32	1,548.43	0.00	0.00	77,992.36	17,158.32
179	06.28 07:15:00	0:15:00	0.00	0.00	0.00	0.00	85,030.68	21,257.67
179	06.28 07:30:00	0:15:00	0.00	0.00	0.00	0.00	85,030.68	21,257.67
179	06.28 07:45:00	0:15:00	0.00	0.00	0.00	0.00	85,030.68	21,257.67
179	06.28 08:00:00	0:15:00	0.00	0.00	0.00	0.00	85,030.68	21,257.67
179	06.28 08:15:00	0:15:00	0.00	0.00	0.00	0.00	85,030.68	21,257.67
179	06.28 08:30:00	0:15:00	0.00	0.00	0.00	0.00	85,030.68	21,257.67
179	06.28 08:45:00	0:15:00	0.00	0.00	0.00	0.00	85,030.68	21,257.67
179	06.28 09:00:00	0:15:00	0.00	0.00	0.00	0.00	85,030.68	21,257.67
179	06.28 09:15:00	0:15:00	0.00	0.00	0.00	0.00	85,030.68	21,257.67
179	06.28 09:30:00	0:15:00	0.00	0.00	0.00	0.00	85,030.68	21,257.67
179	06.28 09:45:00	0:15:00	0.00	0.00	0.00	0.00	85,030.68	21,257.67
179	06.28 10:00:00	0:15:00	0.00	0.00	0.00	0.00	85,030.68	21,257.67
179	06.28 10:15:00	0:15:00	0.00	0.00	0.00	0.00	85,030.68	21,257.67
179	06.28 10:30:00	0:15:00	0.00	0.00	0.00	0.00	85,030.68	21,257.67
179	06.28 10:45:00	0:15:00	0.00	0.00	0.00	0.00	85,030.68	21,257.67
179	06.28 11:00:00	0:15:00	0.00	0.00	0.00	0.00	85,030.68	21,257.67
179	06.28 11:15:00	0:15:00	0.00	0.00	0.00	0.00	85,030.68	21,257.67
179	06.28 11:30:00	0:15:00	0.00	0.00	0.00	0.00	85,030.68	21,257.67
179	06.28 11:45:00	0:15:00	0.00	0.00	1.50	0.37	85,029.19	21,257.30
179	06.28 12:00:00	0:15:00	0.00	0.00	4.24	1.06	85,026.44	21,256.61
179	06.28 12:15:00	0:15:00	0.00	0.00	31.18	7.80	84,999.50	21,249.87
179	06.28 12:30:00	0:15:00	0.00	0.00	18.71	4.68	85,011.97	21,252.99
179	06.28 12:45:00	0:15:00	0.00	0.00	47.40	11.85	84,983.28	21,245.82
179	06.28 13:00:00	0:15:00	0.00	0.00	18.46	4.62	85,012.22	21,253.06
179	06.28 13:15:00	0:15:00	0.00	0.00	31.68	7.92	84,999.00	21,249.75
179	06.28 13:30:00	0:15:00	0.00	0.00	2.99	0.75	85,027.69	21,256.92
179	06.28 13:45:00	0:15:00	0.00	0.00	2.99	0.75	85,027.69	21,256.92
179	06.28 14:00:00	0:15:00	0.00	0.00	0.00	0.00	85,030.68	21,257.67
179	06.28 14:15:00	0:15:00	0.00	0.00	0.00	0.00	85,030.68	21,257.67
179	06.28 14:30:00	0:15:00	0.00	0.00	0.00	0.00	85,030.68	21,257.67
179	06.28 14:45:00	0:15:00	0.00	0.00	0.00	0.00	85,030.68	21,257.67
179	06.28 15:00:00	0:15:00	0.00	0.00	0.00	0.00	85,030.68	21,257.67
179	06.28 15:15:00	0:15:00	0.25	0.06	0.00	0.00	85,030.43	21,257.61
179	06.28 15:30:00	0:15:00	82.82	20.71	0.00	0.00	84,947.86	21,236.96
179	06.28 15:45:00	0:15:00	386.93	96.73	0.00	0.00	84,643.75	21,160.94
179	06.28 16:00:00	0:15:00	863.42	215.86	0.00	0.00	84,167.26	21,041.82
179	06.28 16:15:00	0:15:00	1,496.33	374.08	0.00	0.00	83,534.36	20,883.59
179	06.28 16:30:00	0:15:00	2,193.85	548.46	0.00	0.00	82,836.83	20,709.21
179	06.28 16:45:00	0:15:00	2,985.42	746.36	0.00	0.00	82,045.26	20,511.32
179	06.28 17:00:00	0:15:00	3,865.80	966.45	0.00	0.00	81,164.88	20,291.22
179	06.28 17:15:00	0:15:00	4,893.37	1,223.34	0.00	0.00	80,137.31	20,034.33
179	06.28 17:30:00	0:15:00	6,087.84	1,521.96	0.00	0.00	78,942.84	19,735.71



## MAY2020 1450 OWENS EXIST D FOR D 39 FT PROPOSED - Ballpark

DayNum	Date+Time	Duration	ExSF	ExSFHr	NewSF	NewSFHr	SunnySF	SunnySFHr
179	06.28 17:45:00	0:15:00	7,478.14	1,869.54	0.00	0.00	77,552.54	19,388.14
179	06.28 18:00:00	0:15:00	8,862.21	2,215.55	0.00	0.00	76,168.48	19,042.12
179	06.28 18:15:00	0:15:00	10,205.36	2,551.34	0.00	0.00	74,825.32	18,706.33
179	06.28 18:30:00	0:15:00	11,734.87	2,933.72	0.00	0.00	73,295.82	18,323.95
179	06.28 18:45:00	0:15:00	13,805.72	3,451.43	0.00	0.00	71,224.96	17,806.24
179	06.28 19:00:00	0:15:00	17,787.03	4,446.76	0.00	0.00	67,243.65	16,810.91
179	06.28 19:15:00	0:18:00	24,419.47	7,325.84	0.00	0.00	60,611.22	18,183.37
179	06.28 19:36:36	0:10:48	37,307.88	6,715.42	0.00	0.00	47,722.80	8,590.10
186	07.05 06:52:12	0:03:36	13,626.85	817.61	0.00	0.00	71,403.83	4,284.23
186	07.05 07:00:00	0:11:24	7,555.98	1,435.64	0.00	0.00	77,474.71	14,720.19
186	07.05 07:15:00	0:15:00	0.00	0.00	0.00	0.00	85,030.68	21,257.67
186	07.05 07:30:00	0:15:00	0.00	0.00	0.00	0.00	85,030.68	21,257.67
186	07.05 07:45:00	0:15:00	0.00	0.00	0.00	0.00	85,030.68	21,257.67
186	07.05 08:00:00	0:15:00	0.00	0.00	0.00	0.00	85,030.68	21,257.67
186	07.05 08:15:00	0:15:00	0.00	0.00	0.00	0.00	85,030.68	21,257.67
186	07.05 08:30:00	0:15:00	0.00	0.00	0.00	0.00	85,030.68	21,257.67
186	07.05 08:45:00	0:15:00	0.00	0.00	0.00	0.00	85,030.68	21,257.67
186	07.05 09:00:00	0:15:00	0.00	0.00	0.00	0.00	85,030.68	21,257.67
186	07.05 09:15:00	0:15:00	0.00	0.00	0.00	0.00	85,030.68	21,257.67
186	07.05 09:30:00	0:15:00	0.00	0.00	0.00	0.00	85,030.68	21,257.67
186	07.05 09:45:00	0:15:00	0.00	0.00	0.00	0.00	85,030.68	21,257.67
186	07.05 10:00:00	0:15:00	0.00	0.00	0.00	0.00	85,030.68	21,257.67
186	07.05 10:15:00	0:15:00	0.00	0.00	0.00	0.00	85,030.68	21,257.67
186	07.05 10:30:00	0:15:00	0.00	0.00	0.00	0.00	85,030.68	21,257.67
186	07.05 10:45:00	0:15:00	0.00	0.00	0.00	0.00	85,030.68	21,257.67
186	07.05 11:00:00	0:15:00	0.00	0.00	0.00	0.00	85,030.68	21,257.67
186	07.05 11:15:00	0:15:00	0.00	0.00	0.00	0.00	85,030.68	21,257.67
186	07.05 11:30:00	0:15:00	0.00	0.00	0.25	0.06	85,030.43	21,257.61
186	07.05 11:45:00	0:15:00	0.00	0.00	21.46	5.36	85,009.23	21,252.31
186	07.05 12:00:00	0:15:00	0.00	0.00	28.69	7.17	85,001.99	21,250.50
186	07.05 12:15:00	0:15:00	0.00	0.00	78.58	19.65	84,952.10	21,238.03
186	07.05 12:30:00	0:15:00	0.00	0.00	59.37	14.84	84,971.31	21,242.83
186	07.05 12:45:00	0:15:00	0.00	0.00	105.53	26.38	84,925.16	21,231.29
186	07.05 13:00:00	0:15:00	0.00	0.00	58.88	14.72	84,971.81	21,242.95
186	07.05 13:15:00	0:15:00	0.00	0.00	82.33	20.58	84,948.36	21,237.09
186	07.05 13:30:00	0:15:00	0.00	0.00	27.19	6.80	85,003.49	21,250.87
186	07.05 13:45:00	0:15:00	0.00	0.00	28.69	7.17	85,001.99	21,250.50
186	07.05 14:00:00	0:15:00	0.00	0.00	0.00	0.00	85,030.68	21,257.67
186	07.05 14:15:00	0:15:00	0.00	0.00	0.00	0.00	85,030.68	21,257.67
186	07.05 14:30:00	0:15:00	0.00	0.00	0.00	0.00	85,030.68	21,257.67
186	07.05 14:45:00	0:15:00	0.00	0.00	0.00	0.00	85,030.68	21,257.67
186	07.05 15:00:00	0:15:00	0.00	0.00	0.00	0.00	85,030.68	21,257.67
186	07.05 15:15:00	0:15:00	0.00	0.00	0.00	0.00	85,030.68	21,257.67
186	07.05 15:30:00	0:15:00	79.33	19.83	0.00	0.00	84,951.35	21,237.84
186	07.05 15:45:00	0:15:00	377.70	94.43	0.00	0.00	84,652.98	21,163.25
186	07.05 16:00:00	0:15:00	860.68	215.17	0.00	0.00	84,170.01	21,042.50
186	07.05 16:15:00	0:15:00	1,493.33	373.33	0.00	0.00	83,537.35	20,884.34
186	07.05 16:30:00	0:15:00	2,199.09	549.77	0.00	0.00	82,831.60	20,707.90





## MAY2020 1450 OWENS EXIST D FOR D 39 FT PROPOSED - Ballpark

DayNum	Date+Time	Duration	ExSF	ExSFHr	NewSF	NewSFHr	SunnySF	SunnySFHr
186	07.05 16:45:00	0:15:00	2,990.66	747.66	0.00	0.00	82,040.02	20,510.01
186	07.05 17:00:00	0:15:00	3,880.77	970.19	0.00	0.00	81,149.91	20,287.48
186	07.05 17:15:00	0:15:00	4,912.33	1,228.08	0.00	0.00	80,118.35	20,029.59
186	07.05 17:30:00	0:15:00	6,105.55	1,526.39	0.00	0.00	78,925.13	19,731.28
186	07.05 17:45:00	0:15:00	7,502.34	1,875.59	0.00	0.00	77,528.34	19,382.09
186	07.05 18:00:00	0:15:00	8,888.90	2,222.23	0.00	0.00	76,141.78	19,035.45
186	07.05 18:15:00	0:15:00	10,224.07	2,556.02	0.00	0.00	74,806.61	18,701.65
186	07.05 18:30:00	0:15:00	11,776.03	2,944.01	0.00	0.00	73,254.65	18,313.66
186	07.05 18:45:00	0:15:00	13,848.88	3,462.22	0.00	0.00	71,181.80	17,795.45
186	07.05 19:00:00	0:15:00	17,911.77	4,477.94	0.00	0.00	67,118.92	16,779.73
186	07.05 19:15:00	0:18:00	24,668.69	7,400.61	0.00	0.00	60,362.00	18,108.60
186	07.05 19:36:00	0:10:48	37,208.59	6,697.55	0.00	0.00	47,822.09	8,607.98
193	07.12 06:56:24	0:01:48	9,351.17	280.54	0.00	0.00	75,679.51	2,270.39
193	07.12 07:00:00	0:09:00	7,275.32	1,091.30	0.00	0.00	77,755.36	11,663.30
193	07.12 07:15:00	0:15:00	60.87	15.22	0.00	0.00	84,969.81	21,242.45
193	07.12 07:30:00	0:15:00	0.00	0.00	0.00	0.00	85,030.68	21,257.67
193	07.12 07:45:00	0:15:00	0.00	0.00	0.00	0.00	85,030.68	21,257.67
193	07.12 08:00:00	0:15:00	0.00	0.00	0.00	0.00	85,030.68	21,257.67
193	07.12 08:15:00	0:15:00	0.00	0.00	0.00	0.00	85,030.68	21,257.67
193	07.12 08:30:00	0:15:00	0.00	0.00	0.00	0.00	85,030.68	21,257.67
193	07.12 08:45:00	0:15:00	0.00	0.00	0.00	0.00	85,030.68	21,257.67
193	07.12 09:00:00	0:15:00	0.00	0.00	0.00	0.00	85,030.68	21,257.67
193	07.12 09:15:00	0:15:00	0.00	0.00	0.00	0.00	85,030.68	21,257.67
193	07.12 09:30:00	0:15:00	0.00	0.00	0.00	0.00	85,030.68	21,257.67
193	07.12 09:45:00	0:15:00	0.00	0.00	0.00	0.00	85,030.68	21,257.67
193	07.12 10:00:00	0:15:00	0.00	0.00	0.00	0.00	85,030.68	21,257.67
193	07.12 10:15:00	0:15:00	0.00	0.00	0.00	0.00	85,030.68	21,257.67
193	07.12 10:30:00	0:15:00	0.00	0.00	0.00	0.00	85,030.68	21,257.67
193	07.12 10:45:00	0:15:00	0.00	0.00	0.00	0.00	85,030.68	21,257.67
193	07.12 11:00:00	0:15:00	0.00	0.00	0.00	0.00	85,030.68	21,257.67
193	07.12 11:15:00	0:15:00	0.00	0.00	11.98	2.99	85,018.71	21,254.68
193	07.12 11:30:00	0:15:00	0.00	0.00	36.42	9.11	84,994.26	21,248.57
193	07.12 11:45:00	0:15:00	0.00	0.00	107.27	26.82	84,923.41	21,230.85
193	07.12 12:00:00	0:15:00	0.00	0.00	121.24	30.31	84,909.44	21,227.36
193	07.12 12:15:00	0:15:00	0.00	0.00	193.84	48.46	84,836.84	21,209.21
193	07.12 12:30:00	0:15:00	0.00	0.00	171.14	42.78	84,859.54	21,214.89
193	07.12 12:45:00	0:15:00	0.00	0.00	222.78	55.69	84,807.90	21,201.98
193	07.12 13:00:00	0:15:00	0.00	0.00	170.64	42.66	84,860.04	21,215.01
193	07.12 13:15:00	0:15:00	0.00	0.00	198.33	49.58	84,832.35	21,208.09
193	07.12 13:30:00	0:15:00	0.00	0.00	121.74	30.44	84,908.94	21,227.24
193	07.12 13:45:00	0:15:00	0.00	0.00	123.49	30.87	84,907.19	21,226.80
193	07.12 14:00:00	0:15:00	0.00	0.00	37.42	9.36	84,993.26	21,248.32
193	07.12 14:15:00	0:15:00	0.00	0.00	22.95	5.74	85,007.73	21,251.93
193	07.12 14:30:00	0:15:00	0.00	0.00	0.00	0.00	85,030.68	21,257.67
193	07.12 14:45:00	0:15:00	0.00	0.00	0.00	0.00	85,030.68	21,257.67
193	07.12 15:00:00	0:15:00	0.00	0.00	0.00	0.00	85,030.68	21,257.67
193	07.12 15:15:00	0:15:00	0.00	0.00	0.00	0.00	85,030.68	21,257.67
193	07.12 15:30:00	0:15:00	82.08	20.52	0.00	0.00	84,948.61	21,237.15



## MAY2020 1450 OWENS EXIST D FOR D 39 FT PROPOSED - Ballpark

DayNum	Date+Time	Duration	ExSF	ExSFHr	NewSF	NewSFHr	SunnySF	SunnySFHr
193	07.12 15:45:00	0:15:00	396.16	99.04	0.00	0.00	84,634.52	21,158.63
193	07.12 16:00:00	0:15:00	894.60	223.65	0.00	0.00	84,136.08	21,034.02
193	07.12 16:15:00	0:15:00	1,542.73	385.68	0.00	0.00	83,487.95	20,871.99
193	07.12 16:30:00	0:15:00	2,260.96	565.24	0.00	0.00	82,769.73	20,692.43
193	07.12 16:45:00	0:15:00	3,063.75	765.94	0.00	0.00	81,966.93	20,491.73
193	07.12 17:00:00	0:15:00	3,965.09	991.27	0.00	0.00	81,065.59	20,266.40
193	07.12 17:15:00	0:15:00	5,017.86	1,254.47	0.00	0.00	80,012.82	20,003.21
193	07.12 17:30:00	0:15:00	6,226.80	1,556.70	0.00	0.00	78,803.89	19,700.97
193	07.12 17:45:00	0:15:00	7,653.02	1,913.26	0.00	0.00	77,377.66	19,344.42
193	07.12 18:00:00	0:15:00	9,035.84	2,258.96	0.00	0.00	75,994.84	18,998.71
193	07.12 18:15:00	0:15:00	10,373.25	2,593.31	0.00	0.00	74,657.43	18,664.36
193	07.12 18:30:00	0:15:00	11,938.93	2,984.73	0.00	0.00	73,091.75	18,272.94
193	07.12 18:45:00	0:15:00	14,090.37	3,522.59	0.00	0.00	70,940.31	17,735.08
193	07.12 19:00:00	0:15:00	18,648.45	4,662.11	0.00	0.00	66,382.23	16,595.56
193	07.12 19:15:00	0:16:48	25,770.10	7,215.63	0.00	0.00	59,260.58	16,592.96
193	07.12 19:33:36	0:09:00	37,046.69	5,557.00	0.00	0.00	47,983.99	7,197.60
200	07.19 07:01:11	0:07:48	4,822.02	626.86	0.00	0.00	80,208.66	10,427.13
200	07.19 07:16:11	0:14:24	0.00	0.00	0.00	0.00	85,030.68	20,407.36
200	07.19 07:30:00	0:14:24	0.00	0.00	0.00	0.00	85,030.68	20,407.36
200	07.19 07:45:00	0:15:00	0.00	0.00	0.00	0.00	85,030.68	21,257.67
200	07.19 08:00:00	0:15:00	0.00	0.00	0.00	0.00	85,030.68	21,257.67
200	07.19 08:15:00	0:15:00	0.00	0.00	0.00	0.00	85,030.68	21,257.67
200	07.19 08:30:00	0:15:00	0.00	0.00	0.00	0.00	85,030.68	21,257.67
200	07.19 08:45:00	0:15:00	0.00	0.00	0.00	0.00	85,030.68	21,257.67
200	07.19 09:00:00	0:15:00	0.00	0.00	0.00	0.00	85,030.68	21,257.67
200	07.19 09:15:00	0:15:00	0.00	0.00	0.00	0.00	85,030.68	21,257.67
200	07.19 09:30:00	0:15:00	0.00	0.00	0.00	0.00	85,030.68	21,257.67
200	07.19 09:45:00	0:15:00	0.00	0.00	0.00	0.00	85,030.68	21,257.67
200	07.19 10:00:00	0:15:00	0.00	0.00	0.00	0.00	85,030.68	21,257.67
200	07.19 10:15:00	0:15:00	0.00	0.00	0.00	0.00	85,030.68	21,257.67
200	07.19 10:30:00	0:15:00	0.00	0.00	0.00	0.00	85,030.68	21,257.67
200	07.19 10:45:00	0:15:00	0.00	0.00	2.99	0.75	85,027.69	21,256.92
200	07.19 11:00:00	0:15:00	0.00	0.00	38.67	9.67	84,992.01	21,248.00
200	07.19 11:15:00	0:15:00	0.00	0.00	138.71	34.68	84,891.98	21,222.99
200	07.19 11:30:00	0:15:00	0.00	0.00	189.60	47.40	84,841.08	21,210.27
200	07.19 11:45:00	0:15:00	0.00	0.00	277.91	69.48	84,752.77	21,188.19
200	07.19 12:00:00	0:15:00	0.00	0.00	291.38	72.85	84,739.30	21,184.83
200	07.19 12:15:00	0:15:00	0.00	0.00	361.23	90.31	84,669.45	21,167.36
200	07.19 12:30:00	0:15:00	0.00	0.00	338.78	84.70	84,691.90	21,172.98
200	07.19 12:45:00	0:15:00	0.00	0.00	387.43	96.86	84,643.25	21,160.81
200	07.19 13:00:00	0:15:00	0.00	0.00	337.29	84.32	84,693.40	21,173.35
200	07.19 13:15:00	0:15:00	0.00	0.00	364.48	91.12	84,666.20	21,166.55
200	07.19 13:30:00	0:15:00	0.00	0.00	287.89	71.97	84,742.79	21,185.70
200	07.19 13:45:00	0:15:00	0.00	0.00	290.38	72.60	84,740.30	21,185.07
200	07.19 14:00:00	0:15:00	0.00	0.00	189.85	47.46	84,840.83	21,210.21
200	07.19 14:15:00	0:15:00	0.00	0.00	161.91	40.48	84,868.78	21,217.19
200	07.19 14:30:00	0:15:00	0.00	0.00	49.40	12.35	84,981.29	21,245.32
200	07.19 14:45:00	0:15:00	0.00	0.00	14.97	3.74	85,015.71	21,253.93



## MAY2020 1450 OWENS EXIST D FOR D 39 FT PROPOSED - Ballpark

DayNum	Date+Time	Duration	ExSF	ExSFHr	NewSF	NewSFHr	SunnySF	SunnySFHr
200	07.19 15:00:00	0:15:00	0.00	0.00	0.00	0.00	85,030.68	21,257.67
200	07.19 15:15:00	0:15:00	1.00	0.25	0.00	0.00	85,029.68	21,257.42
200	07.19 15:30:00	0:15:00	105.78	26.44	0.00	0.00	84,924.91	21,231.23
200	07.19 15:45:00	0:15:00	455.78	113.95	0.00	0.00	84,574.90	21,143.72
200	07.19 16:00:00	0:15:00	982.92	245.73	0.00	0.00	84,047.77	21,011.94
200	07.19 16:15:00	0:15:00	1,664.22	416.06	0.00	0.00	83,366.46	20,841.62
200	07.19 16:30:00	0:15:00	2,381.95	595.49	0.00	0.00	82,648.73	20,662.18
200	07.19 16:45:00	0:15:00	3,218.18	804.54	0.00	0.00	81,812.51	20,453.13
200	07.19 17:00:00	0:15:00	4,146.96	1,036.74	0.00	0.00	80,883.73	20,220.93
200	07.19 17:15:00	0:15:00	5,238.39	1,309.60	0.00	0.00	79,792.29	19,948.07
200	07.19 17:30:00	0:15:00	6,495.23	1,623.81	0.00	0.00	78,535.46	19,633.86
200	07.19 17:45:00	0:15:00	7,932.43	1,983.11	0.00	0.00	77,098.25	19,274.56
200	07.19 18:00:00	0:15:00	9,274.83	2,318.71	0.00	0.00	75,755.85	18,938.96
200	07.19 18:15:00	0:15:00	10,637.69	2,659.42	0.00	0.00	74,392.99	18,598.25
200	07.19 18:30:00	0:15:00	12,264.99	3,066.25	0.00	0.00	72,765.69	18,191.42
200	07.19 18:45:00	0:15:00	14,610.77	3,652.69	0.00	0.00	70,419.92	17,604.98
200	07.19 19:00:00	0:15:00	20,061.96	5,015.49	0.00	0.00	64,968.73	16,242.18
200	07.19 19:15:00	0:15:00	27,702.75	6,925.69	0.00	0.00	57,327.93	14,331.98
200	07.19 19:30:00	0:07:48	37,037.96	4,814.93	0.00	0.00	47,992.73	6,239.05
207	07.26 07:07:12	0:03:36	1,050.52	63.03	0.00	0.00	83,980.16	5,038.81
207	07.26 07:15:00	0:11:24	0.00	0.00	0.00	0.00	85,030.68	16,155.83
207	07.26 07:30:00	0:15:00	0.00	0.00	0.00	0.00	85,030.68	21,257.67
207	07.26 07:45:00	0:15:00	0.00	0.00	0.00	0.00	85,030.68	21,257.67
207	07.26 08:00:00	0:15:00	0.00	0.00	0.00	0.00	85,030.68	21,257.67
207	07.26 08:15:00	0:15:00	0.00	0.00	0.00	0.00	85,030.68	21,257.67
207	07.26 08:30:00	0:15:00	0.00	0.00	0.00	0.00	85,030.68	21,257.67
207	07.26 08:45:00	0:15:00	0.00	0.00	0.00	0.00	85,030.68	21,257.67
207	07.26 09:00:00	0:15:00	0.00	0.00	0.00	0.00	85,030.68	21,257.67
207	07.26 09:15:00	0:15:00	0.00	0.00	0.00	0.00	85,030.68	21,257.67
207	07.26 09:30:00	0:15:00	0.00	0.00	0.00	0.00	85,030.68	21,257.67
207	07.26 09:45:00	0:15:00	0.00	0.00	0.00	0.00	85,030.68	21,257.67
207	07.26 10:00:00	0:15:00	0.00	0.00	0.00	0.00	85,030.68	21,257.67
207	07.26 10:15:00	0:15:00	0.00	0.00	0.00	0.00	85,030.68	21,257.67
207	07.26 10:30:00	0:15:00	0.00	0.00	35.92	8.98	84,994.76	21,248.69
207	07.26 10:45:00	0:15:00	0.00	0.00	163.90	40.98	84,866.78	21,216.70
207	07.26 11:00:00	0:15:00	0.00	0.00	252.96	63.24	84,777.72	21,194.43
207	07.26 11:15:00	0:15:00	0.00	0.00	369.72	92.43	84,660.97	21,165.24
207	07.26 11:30:00	0:15:00	0.00	0.00	416.12	104.03	84,614.56	21,153.64
207	07.26 11:45:00	0:15:00	0.00	0.00	502.68	125.67	84,528.00	21,132.00
207	07.26 12:00:00	0:15:00	0.00	0.00	512.16	128.04	84,518.52	21,129.63
207	07.26 12:15:00	0:15:00	0.00	0.00	576.53	144.13	84,454.15	21,113.54
207	07.26 12:30:00	0:15:00	0.00	0.00	552.58	138.15	84,478.10	21,119.53
207	07.26 12:45:00	0:15:00	0.00	0.00	599.73	149.93	84,430.95	21,107.74
207	07.26 13:00:00	0:15:00	0.00	0.00	549.59	137.40	84,481.10	21,120.27
207	07.26 13:15:00	0:15:00	0.00	0.00	575.53	143.88	84,455.15	21,113.79
207	07.26 13:30:00	0:15:00	0.00	0.00	501.19	125.30	84,529.49	21,132.37
207	07.26 13:45:00	0:15:00	0.00	0.00	504.43	126.11	84,526.25	21,131.56
207	07.26 14:00:00	0:15:00	0.00	0.00	406.39	101.60	84,624.29	21,156.07



## MAY2020 1450 OWENS EXIST D FOR D 39 FT PROPOSED - Ballpark

DayNum	Date+Time	Duration	ExSF	ExSFHr	NewSF	NewSFHr	SunnySF	SunnySFHr
207	07.26 14:15:00	0:15:00	0.00	0.00	379.45	94.86	84,651.24	21,162.81
207	07.26 14:30:00	0:15:00	0.00	0.00	257.45	64.36	84,773.23	21,193.31
207	07.26 14:45:00	0:15:00	0.00	0.00	194.84	48.71	84,835.85	21,208.96
207	07.26 15:00:00	0:15:00	0.00	0.00	57.88	14.47	84,972.80	21,243.20
207	07.26 15:15:00	0:15:00	5.24	1.31	6.99	1.75	85,018.46	21,254.61
207	07.26 15:30:00	0:15:00	153.43	38.36	0.00	0.00	84,877.26	21,219.31
207	07.26 15:45:00	0:15:00	554.82	138.71	0.00	0.00	84,475.86	21,118.97
207	07.26 16:00:00	0:15:00	1,130.10	282.53	0.00	0.00	83,900.58	20,975.14
207	07.26 16:15:00	0:15:00	1,824.63	456.16	0.00	0.00	83,206.05	20,801.51
207	07.26 16:30:00	0:15:00	2,587.26	646.82	0.00	0.00	82,443.42	20,610.86
207	07.26 16:45:00	0:15:00	3,441.95	860.49	0.00	0.00	81,588.73	20,397.18
207	07.26 17:00:00	0:15:00	4,415.64	1,103.91	0.00	0.00	80,615.05	20,153.76
207	07.26 17:15:00	0:15:00	5,539.50	1,384.88	0.00	0.00	79,491.18	19,872.80
207	07.26 17:30:00	0:15:00	6,892.88	1,723.22	0.00	0.00	78,137.80	19,534.45
207	07.26 17:45:00	0:15:00	8,322.35	2,080.59	0.00	0.00	76,708.33	19,177.08
207	07.26 18:00:00	0:15:00	9,663.01	2,415.75	0.00	0.00	75,367.67	18,841.92
207	07.26 18:15:00	0:15:00	11,019.38	2,754.85	0.00	0.00	74,011.30	18,502.83
207	07.26 18:30:00	0:15:00	12,813.83	3,203.46	0.00	0.00	72,216.86	18,054.21
207	07.26 18:45:00	0:15:00	16,033.25	4,008.31	0.00	0.00	68,997.43	17,249.36
207	07.26 19:00:00	0:15:00	22,263.54	5,565.88	0.00	0.00	62,767.14	15,691.79
207	07.26 19:15:00	0:12:36	30,376.58	6,379.08	0.00	0.00	54,654.10	11,477.36
207	07.26 19:25:12	0:05:24	37,010.76	3,330.97	0.00	0.00	48,019.92	4,321.79
214	08.02 07:12:36	0:01:12	0.00	0.00	0.00	0.00	85,030.68	1,700.61
214	08.02 07:15:00	0:09:00	0.00	0.00	0.00	0.00	85,030.68	12,754.60
214	08.02 07:30:00	0:15:00	0.00	0.00	0.00	0.00	85,030.68	21,257.67
214	08.02 07:45:00	0:15:00	0.00	0.00	0.00	0.00	85,030.68	21,257.67
214	08.02 08:00:00	0:15:00	0.00	0.00	0.00	0.00	85,030.68	21,257.67
214	08.02 08:15:00	0:15:00	0.00	0.00	0.00	0.00	85,030.68	21,257.67
214	08.02 08:30:00	0:15:00	0.00	0.00	0.00	0.00	85,030.68	21,257.67
214	08.02 08:45:00	0:15:00	0.00	0.00	0.00	0.00	85,030.68	21,257.67
214	08.02 09:00:00	0:15:00	0.00	0.00	0.00	0.00	85,030.68	21,257.67
214	08.02 09:15:00	0:15:00	0.00	0.00	0.00	0.00	85,030.68	21,257.67
214	08.02 09:30:00	0:15:00	0.00	0.00	0.00	0.00	85,030.68	21,257.67
214	08.02 09:45:00	0:15:00	0.00	0.00	0.00	0.00	85,030.68	21,257.67
214	08.02 10:00:00	0:15:00	0.00	0.00	30.44	7.61	85,000.25	21,250.06
214	08.02 10:15:00	0:15:00	0.00	0.00	187.85	46.96	84,842.83	21,210.71
214	08.02 10:30:00	0:15:00	0.00	0.00	313.34	78.33	84,717.35	21,179.34
214	08.02 10:45:00	0:15:00	0.00	0.00	455.53	113.88	84,575.15	21,143.79
214	08.02 11:00:00	0:15:00	0.00	0.00	541.10	135.28	84,489.58	21,122.40
214	08.02 11:15:00	0:15:00	0.00	0.00	655.86	163.97	84,374.82	21,093.71
214	08.02 11:30:00	0:15:00	0.00	0.00	696.77	174.19	84,333.91	21,083.48
214	08.02 11:45:00	0:15:00	0.00	0.00	776.60	194.15	84,254.08	21,063.52
214	08.02 12:00:00	0:15:00	0.00	0.00	782.34	195.59	84,248.34	21,062.09
214	08.02 12:15:00	0:15:00	0.00	0.00	841.47	210.37	84,189.22	21,047.30
214	08.02 12:30:00	0:15:00	0.00	0.00	814.77	203.69	84,215.91	21,053.98
214	08.02 12:45:00	0:15:00	0.00	0.00	856.18	214.05	84,174.50	21,043.62
214	08.02 13:00:00	0:15:00	0.00	0.00	812.28	203.07	84,218.40	21,054.60
214	08.02 13:15:00	0:15:00	0.00	0.00	832.73	208.18	84,197.95	21,049.49



## MAY2020 1450 OWENS EXIST D FOR D 39 FT PROPOSED - Ballpark

DayNum	Date+Time	Duration	ExSF	ExSFHr	NewSF	NewSFHr	SunnySF	SunnySFHr
214	08.02 13:30:00	0:15:00	0.00	0.00	762.88	190.72	84,267.80	21,066.95
214	08.02 13:45:00	0:15:00	0.00	0.00	761.88	190.47	84,268.80	21,067.20
214	08.02 14:00:00	0:15:00	0.00	0.00	669.08	167.27	84,361.60	21,090.40
214	08.02 14:15:00	0:15:00	0.00	0.00	642.89	160.72	84,387.80	21,096.95
214	08.02 14:30:00	0:15:00	0.00	0.00	527.63	131.91	84,503.05	21,125.76
214	08.02 14:45:00	0:15:00	0.00	0.00	464.02	116.00	84,566.67	21,141.67
214	08.02 15:00:00	0:15:00	0.00	0.00	322.07	80.52	84,708.61	21,177.15
214	08.02 15:15:00	0:15:00	18.96	4.74	222.03	55.51	84,789.69	21,197.42
214	08.02 15:30:00	0:15:00	237.75	59.44	56.63	14.16	84,736.31	21,184.08
214	08.02 15:45:00	0:15:00	697.52	174.38	0.50	0.13	84,332.66	21,083.17
214	08.02 16:00:00	0:15:00	1,332.42	333.11	0.00	0.00	83,698.26	20,924.56
214	08.02 16:15:00	0:15:00	2,053.65	513.41	0.00	0.00	82,977.04	20,744.26
214	08.02 16:30:00	0:15:00	2,858.69	714.67	0.00	0.00	82,171.99	20,543.00
214	08.02 16:45:00	0:15:00	3,772.50	943.13	0.00	0.00	81,258.18	20,314.55
214	08.02 17:00:00	0:15:00	4,806.81	1,201.70	0.00	0.00	80,223.88	20,055.97
214	08.02 17:15:00	0:15:00	6,005.52	1,501.38	0.00	0.00	79,025.17	19,756.29
214	08.02 17:30:00	0:15:00	7,428.00	1,857.00	0.00	0.00	77,602.68	19,400.67
214	08.02 17:45:00	0:15:00	8,849.73	2,212.43	0.00	0.00	76,180.95	19,045.24
214	08.02 18:00:00	0:15:00	10,158.21	2,539.55	0.00	0.00	74,872.47	18,718.12
214	08.02 18:15:00	0:15:00	11,561.23	2,890.31	0.00	0.00	73,469.45	18,367.36
214	08.02 18:30:00	0:15:00	13,639.08	3,409.77	0.00	0.00	71,391.61	17,847.90
214	08.02 18:45:00	0:15:00	18,377.53	4,594.38	0.00	0.00	66,653.15	16,663.29
214	08.02 19:00:00	0:15:00	25,300.85	6,325.21	0.00	0.00	59,729.84	14,932.46
214	08.02 19:15:00	0:09:00	34,310.74	5,146.61	0.00	0.00	50,719.94	7,607.99
214	08.02 19:18:36	0:01:48	36,783.75	1,103.51	0.00	0.00	48,246.94	1,447.41
221	08.09 07:19:12	0:05:24	0.00	0.00	0.00	0.00	85,030.68	7,652.76
221	08.09 07:30:00	0:12:36	0.00	0.00	0.00	0.00	85,030.68	17,856.44
221	08.09 07:45:00	0:15:00	0.00	0.00	0.00	0.00	85,030.68	21,257.67
221	08.09 08:00:00	0:15:00	0.00	0.00	0.00	0.00	85,030.68	21,257.67
221	08.09 08:15:00	0:15:00	0.00	0.00	0.00	0.00	85,030.68	21,257.67
221	08.09 08:30:00	0:15:00	0.00	0.00	0.00	0.00	85,030.68	21,257.67
221	08.09 08:45:00	0:15:00	0.00	0.00	0.00	0.00	85,030.68	21,257.67
221	08.09 09:00:00	0:15:00	0.00	0.00	0.00	0.00	85,030.68	21,257.67
221	08.09 09:15:00	0:15:00	0.00	0.00	0.00	0.00	85,030.68	21,257.67
221	08.09 09:30:00	0:15:00	0.00	0.00	20.71	5.18	85,009.98	21,252.49
221	08.09 09:45:00	0:15:00	0.00	0.00	213.30	53.32	84,817.38	21,204.35
221	08.09 10:00:00	0:15:00	0.00	0.00	379.20	94.80	84,651.49	21,162.87
221	08.09 10:15:00	0:15:00	0.00	0.00	551.33	137.83	84,479.35	21,119.84
221	08.09 10:30:00	0:15:00	0.00	0.00	670.08	167.52	84,360.60	21,090.15
221	08.09 10:45:00	0:15:00	0.00	0.00	807.54	201.88	84,223.14	21,055.79
221	08.09 11:00:00	0:15:00	0.00	0.00	886.62	221.66	84,144.06	21,036.02
221	08.09 11:15:00	0:15:00	0.00	0.00	998.88	249.72	84,031.80	21,007.95
221	08.09 11:30:00	0:15:00	0.00	0.00	1,031.31	257.83	83,999.37	20,999.84
221	08.09 11:45:00	0:15:00	0.00	0.00	1,103.66	275.92	83,927.02	20,981.76
221	08.09 12:00:00	0:15:00	0.00	0.00	1,100.92	275.23	83,929.77	20,982.44
221	08.09 12:15:00	0:15:00	0.00	0.00	1,154.05	288.51	83,876.63	20,969.16
221	08.09 12:30:00	0:15:00	0.00	0.00	1,125.61	281.40	83,905.07	20,976.27
221	08.09 12:45:00	0:15:00	0.00	0.00	1,163.28	290.82	83,867.40	20,966.85



## MAY2020 1450 OWENS EXIST D FOR D 39 FT PROPOSED - Ballpark

DayNum	Date+Time	Duration	ExSF	ExSFHr	NewSF	NewSFHr	SunnySF	SunnySFHr
221	08.09 13:00:00	0:15:00	0.00	0.00	1,117.88	279.47	83,912.80	20,978.20
221	08.09 13:15:00	0:15:00	0.00	0.00	1,139.33	284.83	83,891.35	20,972.84
221	08.09 13:30:00	0:15:00	0.00	0.00	1,068.98	267.25	83,961.70	20,990.43
221	08.09 13:45:00	0:15:00	0.00	0.00	1,068.48	267.12	83,962.20	20,990.55
221	08.09 14:00:00	0:15:00	0.00	0.00	978.43	244.61	84,052.26	21,013.06
221	08.09 14:15:00	0:15:00	0.00	0.00	953.48	238.37	84,077.20	21,019.30
221	08.09 14:30:00	0:15:00	0.00	0.00	839.97	209.99	84,190.71	21,047.68
221	08.09 14:45:00	0:15:00	0.00	0.00	784.84	196.21	84,245.85	21,061.46
221	08.09 15:00:00	0:15:00	0.00	0.00	644.88	161.22	84,385.80	21,096.45
221	08.09 15:15:00	0:15:00	50.14	12.54	548.84	137.21	84,431.70	21,107.93
221	08.09 15:30:00	0:15:00	368.72	92.18	380.94	95.24	84,281.02	21,070.26
221	08.09 15:45:00	0:15:00	929.78	232.45	238.00	59.50	83,862.91	20,965.73
221	08.09 16:00:00	0:15:00	1,604.60	401.15	42.41	10.60	83,383.67	20,845.92
221	08.09 16:15:00	0:15:00	2,367.98	592.00	0.00	0.00	82,662.70	20,665.68
221	08.09 16:30:00	0:15:00	3,213.19	803.30	0.00	0.00	81,817.50	20,454.37
221	08.09 16:45:00	0:15:00	4,177.64	1,044.41	0.00	0.00	80,853.04	20,213.26
221	08.09 17:00:00	0:15:00	5,288.04	1,322.01	0.00	0.00	79,742.65	19,935.66
221	08.09 17:15:00	0:15:00	6,602.50	1,650.63	0.00	0.00	78,428.18	19,607.05
221	08.09 17:30:00	0:15:00	8,063.65	2,015.91	0.00	0.00	76,967.03	19,241.76
221	08.09 17:45:00	0:15:00	9,448.21	2,362.05	0.00	0.00	75,582.47	18,895.62
221	08.09 18:00:00	0:15:00	10,726.00	2,681.50	0.00	0.00	74,304.68	18,576.17
221	08.09 18:15:00	0:15:00	12,299.92	3,074.98	0.00	0.00	72,730.77	18,182.69
221	08.09 18:30:00	0:15:00	15,390.86	3,847.72	0.00	0.00	69,639.82	17,409.96
221	08.09 18:45:00	0:20:24	21,640.86	7,357.89	0.00	0.00	63,389.82	21,552.54
221	08.09 19:10:48	0:12:36	36,973.34	7,764.40	0.00	0.00	48,057.34	10,092.04
228	08.16 07:25:12	0:02:24	0.00	0.00	0.00	0.00	85,030.68	3,401.23
228	08.16 07:30:00	0:10:12	0.00	0.00	0.00	0.00	85,030.68	14,455.22
228	08.16 07:45:00	0:15:00	0.00	0.00	0.00	0.00	85,030.68	21,257.67
228	08.16 08:00:00	0:15:00	0.00	0.00	0.00	0.00	85,030.68	21,257.67
228	08.16 08:15:00	0:15:00	0.00	0.00	0.00	0.00	85,030.68	21,257.67
228	08.16 08:30:00	0:15:00	0.00	0.00	0.00	0.00	85,030.68	21,257.67
228	08.16 08:45:00	0:15:00	0.00	0.00	0.00	0.00	85,030.68	21,257.67
228	08.16 09:00:00	0:15:00	0.00	0.00	7.98	2.00	85,022.70	21,255.68
228	08.16 09:15:00	0:15:00	0.00	0.00	237.25	59.31	84,793.44	21,198.36
228	08.16 09:30:00	0:15:00	0.00	0.00	447.80	111.95	84,582.88	21,145.72
228	08.16 09:45:00	0:15:00	0.00	0.00	657.61	164.40	84,373.08	21,093.27
228	08.16 10:00:00	0:15:00	0.00	0.00	813.53	203.38	84,217.16	21,054.29
228	08.16 10:15:00	0:15:00	0.00	0.00	979.42	244.86	84,051.26	21,012.82
228	08.16 10:30:00	0:15:00	0.00	0.00	1,087.69	271.92	83,942.99	20,985.75
228	08.16 10:45:00	0:15:00	0.00	0.00	1,219.41	304.85	83,811.27	20,952.82
228	08.16 11:00:00	0:15:00	0.00	0.00	1,292.01	323.00	83,738.67	20,934.67
228	08.16 11:15:00	0:15:00	0.00	0.00	1,397.54	349.38	83,633.15	20,908.29
228	08.16 11:30:00	0:15:00	0.00	0.00	1,419.49	354.87	83,611.19	20,902.80
228	08.16 11:45:00	0:15:00	0.00	0.00	1,483.60	370.90	83,547.08	20,886.77
228	08.16 12:00:00	0:15:00	0.00	0.00	1,471.63	367.91	83,559.05	20,889.76
228	08.16 12:15:00	0:15:00	0.00	0.00	1,525.02	381.25	83,505.67	20,876.42
228	08.16 12:30:00	0:15:00	0.00	0.00	1,487.10	371.77	83,543.59	20,885.90
228	08.16 12:45:00	0:15:00	0.00	0.00	1,526.01	381.50	83,504.67	20,876.17





## MAY2020 1450 OWENS EXIST D FOR D 39 FT PROPOSED - Ballpark

DayNum	Date+Time	Duration	ExSF	ExSFHr	NewSF	NewSFHr	SunnySF	SunnySFHr
228	08.16 13:00:00	0:15:00	0.00	0.00	1,471.13	367.78	83,559.55	20,889.89
228	08.16 13:15:00	0:15:00	0.00	0.00	1,494.33	373.58	83,536.35	20,884.09
228	08.16 13:30:00	0:15:00	0.00	0.00	1,425.23	356.31	83,605.45	20,901.36
228	08.16 13:45:00	0:15:00	0.00	0.00	1,423.73	355.93	83,606.95	20,901.74
228	08.16 14:00:00	0:15:00	0.00	0.00	1,337.41	334.35	83,693.27	20,923.32
228	08.16 14:15:00	0:15:00	0.00	0.00	1,313.96	328.49	83,716.72	20,929.18
228	08.16 14:30:00	0:15:00	0.00	0.00	1,206.19	301.55	83,824.49	20,956.12
228	08.16 14:45:00	0:15:00	0.00	0.00	1,155.30	288.83	83,875.38	20,968.85
228	08.16 15:00:00	0:15:00	1.00	0.25	1,022.58	255.65	84,007.10	21,001.78
228	08.16 15:15:00	0:15:00	136.21	34.05	933.52	233.38	83,960.95	20,990.24
228	08.16 15:30:00	0:15:00	564.30	141.08	772.61	193.15	83,693.77	20,923.44
228	08.16 15:45:00	0:15:00	1,195.22	298.80	637.15	159.29	83,198.32	20,799.58
228	08.16 16:00:00	0:15:00	1,932.40	483.10	433.08	108.27	82,665.20	20,666.30
228	08.16 16:15:00	0:15:00	2,731.71	682.93	240.24	60.06	82,058.73	20,514.68
228	08.16 16:30:00	0:15:00	3,645.77	911.44	17.46	4.37	81,367.45	20,341.86
228	08.16 16:45:00	0:15:00	4,690.05	1,172.51	0.00	0.00	80,340.63	20,085.16
228	08.16 17:00:00	0:15:00	5,900.24	1,475.06	0.00	0.00	79,130.44	19,782.61
228	08.16 17:15:00	0:15:00	7,349.42	1,837.35	0.00	0.00	77,681.27	19,420.32
228	08.16 17:30:00	0:15:00	8,801.84	2,200.46	0.00	0.00	76,228.85	19,057.21
228	08.16 17:45:00	0:15:00	10,110.31	2,527.58	0.00	0.00	74,920.37	18,730.09
228	08.16 18:00:00	0:15:00	11,392.59	2,848.15	0.00	0.00	73,638.09	18,409.52
228	08.16 18:15:00	0:15:00	13,362.41	3,340.60	0.00	0.00	71,668.27	17,917.07
228	08.16 18:30:00	0:15:00	18,595.82	4,648.95	0.00	0.00	66,434.87	16,608.72
228	08.16 18:45:00	0:16:12	25,820.25	6,971.47	0.00	0.00	59,210.44	15,986.82
228	08.16 19:02:23	0:08:24	36,892.76	5,164.99	0.00	0.00	48,137.92	6,739.31
235	08.23 07:31:48	0:06:36	0.00	0.00	0.00	0.00	85,030.68	9,353.38
235	08.23 07:45:00	0:13:48	0.00	0.00	0.00	0.00	85,030.68	19,557.06
235	08.23 08:00:00	0:15:00	0.00	0.00	0.00	0.00	85,030.68	21,257.67
235	08.23 08:15:00	0:15:00	0.00	0.00	0.00	0.00	85,030.68	21,257.67
235	08.23 08:30:00	0:15:00	0.00	0.00	0.00	0.00	85,030.68	21,257.67
235	08.23 08:45:00	0:15:00	0.00	0.00	261.20	65.30	84,769.49	21,192.37
235	08.23 09:00:00	0:15:00	0.00	0.00	530.63	132.66	84,500.06	21,125.01
235	08.23 09:15:00	0:15:00	0.00	0.00	787.33	196.83	84,243.35	21,060.84
235	08.23 09:30:00	0:15:00	0.00	0.00	987.66	246.91	84,043.03	21,010.76
235	08.23 09:45:00	0:15:00	0.00	0.00	1,184.99	296.25	83,845.69	20,961.42
235	08.23 10:00:00	0:15:00	0.00	0.00	1,325.94	331.49	83,704.74	20,926.19
235	08.23 10:15:00	0:15:00	0.00	0.00	1,494.08	373.52	83,536.60	20,884.15
235	08.23 10:30:00	0:15:00	0.00	0.00	1,601.35	400.34	83,429.33	20,857.33
235	08.23 10:45:00	0:15:00	0.00	0.00	1,740.56	435.14	83,290.12	20,822.53
235	08.23 11:00:00	0:15:00	0.00	0.00	1,809.66	452.42	83,221.02	20,805.26
235	08.23 11:15:00	0:15:00	0.00	0.00	1,921.92	480.48	83,108.76	20,777.19
235	08.23 11:30:00	0:15:00	0.00	0.00	1,930.91	482.73	83,099.78	20,774.94
235	08.23 11:45:00	0:15:00	0.00	0.00	1,996.02	499.00	83,034.66	20,758.67
235	08.23 12:00:00	0:15:00	0.00	0.00	1,970.82	492.71	83,059.86	20,764.97
235	08.23 12:15:00	0:15:00	0.00	0.00	2,017.72	504.43	83,012.96	20,753.24
235	08.23 12:30:00	0:15:00	0.00	0.00	1,977.81	494.45	83,052.88	20,763.22
235	08.23 12:45:00	0:15:00	0.00	0.00	2,012.73	503.18	83,017.95	20,754.49
235	08.23 13:00:00	0:15:00	0.00	0.00	1,957.60	489.40	83,073.08	20,768.27



## MAY2020 1450 OWENS EXIST D FOR D 39 FT PROPOSED - Ballpark

DayNum	Date+Time	Duration	ExSF	ExSFHr	NewSF	NewSFHr	SunnySF	SunnySFHr
235	08.23 13:15:00	0:15:00	0.00	0.00	1,974.31	493.58	83,056.37	20,764.09
235	08.23 13:30:00	0:15:00	0.00	0.00	1,897.23	474.31	83,133.46	20,783.36
235	08.23 13:45:00	0:15:00	0.00	0.00	1,894.73	473.68	83,135.95	20,783.99
235	08.23 14:00:00	0:15:00	0.00	0.00	1,795.69	448.92	83,234.99	20,808.75
235	08.23 14:15:00	0:15:00	0.00	0.00	1,770.00	442.50	83,260.69	20,815.17
235	08.23 14:30:00	0:15:00	0.00	0.00	1,648.01	412.00	83,382.68	20,845.67
235	08.23 14:45:00	0:15:00	0.00	0.00	1,593.12	398.28	83,437.56	20,859.39
235	08.23 15:00:00	0:15:00	18.21	4.55	1,454.67	363.67	83,557.81	20,889.45
235	08.23 15:15:00	0:15:00	297.12	74.28	1,376.08	344.02	83,357.48	20,839.37
235	08.23 15:30:00	0:15:00	862.17	215.54	1,222.91	305.73	82,945.60	20,736.40
235	08.23 15:45:00	0:15:00	1,562.94	390.73	1,101.91	275.48	82,365.83	20,591.46
235	08.23 16:00:00	0:15:00	2,329.06	582.27	905.58	226.40	81,796.04	20,449.01
235	08.23 16:15:00	0:15:00	3,204.21	801.05	726.46	181.62	81,100.02	20,275.00
235	08.23 16:30:00	0:15:00	4,199.84	1,049.96	472.00	118.00	80,358.84	20,089.71
235	08.23 16:45:00	0:15:00	5,358.14	1,339.53	211.05	52.76	79,461.49	19,865.37
235	08.23 17:00:00	0:15:00	6,684.08	1,671.02	0.00	0.00	78,346.61	19,586.65
235	08.23 17:15:00	0:15:00	8,207.10	2,051.77	0.00	0.00	76,823.59	19,205.90
235	08.23 17:30:00	0:15:00	9,588.67	2,397.17	0.00	0.00	75,442.02	18,860.50
235	08.23 17:45:00	0:15:00	10,836.77	2,709.19	0.00	0.00	74,193.91	18,548.48
235	08.23 18:00:00	0:15:00	12,342.33	3,085.58	0.00	0.00	72,688.36	18,172.09
235	08.23 18:15:00	0:15:00	16,220.35	4,055.09	0.00	0.00	68,810.33	17,202.58
235	08.23 18:30:00	0:15:00	22,934.86	5,733.72	0.00	0.00	62,095.82	15,523.95
235	08.23 18:45:00	0:11:24	31,667.35	6,016.80	0.00	0.00	53,363.34	10,139.03
235	08.23 18:52:48	0:03:36	37,086.85	2,225.21	0.00	0.00	47,943.83	2,876.63
242	08.30 07:37:48	0:03:36	0.00	0.00	0.00	0.00	85,030.68	5,101.84
242	08.30 07:45:00	0:11:24	0.00	0.00	0.00	0.00	85,030.68	16,155.83
242	08.30 08:00:00	0:15:00	0.00	0.00	0.00	0.00	85,030.68	21,257.67
242	08.30 08:15:00	0:15:00	0.00	0.00	274.67	68.67	84,756.01	21,189.00
242	08.30 08:30:00	0:15:00	0.00	0.00	622.18	155.55	84,408.50	21,102.13
242	08.30 08:45:00	0:15:00	0.00	0.00	945.99	236.50	84,084.69	21,021.17
242	08.30 09:00:00	0:15:00	0.00	0.00	1,199.71	299.93	83,830.98	20,957.74
242	08.30 09:15:00	0:15:00	0.00	0.00	1,463.15	365.79	83,567.53	20,891.88
242	08.30 09:30:00	0:15:00	0.00	0.00	1,660.48	415.12	83,370.20	20,842.55
242	08.30 09:45:00	0:15:00	0.00	0.00	1,862.55	465.64	83,168.13	20,792.03
242	08.30 10:00:00	0:15:00	0.00	0.00	1,995.77	498.94	83,034.91	20,758.73
242	08.30 10:15:00	0:15:00	0.00	0.00	2,156.68	539.17	82,874.01	20,718.50
242	08.30 10:30:00	0:15:00	0.00	0.00	2,243.24	560.81	82,787.44	20,696.86
242	08.30 10:45:00	0:15:00	0.00	0.00	2,374.71	593.68	82,655.97	20,663.99
242	08.30 11:00:00	0:15:00	0.00	0.00	2,426.11	606.53	82,604.58	20,651.14
242	08.30 11:15:00	0:15:00	0.00	0.00	2,530.14	632.53	82,500.55	20,625.14
242	08.30 11:30:00	0:15:00	0.00	0.00	2,519.41	629.85	82,511.27	20,627.82
242	08.30 11:45:00	0:15:00	0.00	0.00	2,570.30	642.58	82,460.38	20,615.10
242	08.30 12:00:00	0:15:00	0.00	0.00	2,536.37	634.09	82,494.31	20,623.58
242	08.30 12:15:00	0:15:00	0.00	0.00	2,572.30	643.07	82,458.39	20,614.60
242	08.30 12:30:00	0:15:00	0.00	0.00	2,521.15	630.29	82,509.53	20,627.38
242	08.30 12:45:00	0:15:00	0.00	0.00	2,562.82	640.70	82,467.87	20,616.97
242	08.30 13:00:00	0:15:00	0.00	0.00	2,500.95	625.24	82,529.74	20,632.43
242	08.30 13:15:00	0:15:00	0.00	0.00	2,518.66	629.67	82,512.02	20,628.01



## MAY2020 1450 OWENS EXIST D FOR D 39 FT PROPOSED - Ballpark

DayNum	Date+Time	Duration	ExSF	ExSFHr	NewSF	NewSFHr	SunnySF	SunnySFHr
242	08.30 13:30:00	0:15:00	0.00	0.00	2,441.32	610.33	82,589.36	20,647.34
242	08.30 13:45:00	0:15:00	0.00	0.00	2,444.07	611.02	82,586.61	20,646.65
242	08.30 14:00:00	0:15:00	0.00	0.00	2,351.26	587.82	82,679.42	20,669.85
242	08.30 14:15:00	0:15:00	0.00	0.00	2,332.06	583.01	82,698.63	20,674.66
242	08.30 14:30:00	0:15:00	0.00	0.00	2,216.80	554.20	82,813.88	20,703.47
242	08.30 14:45:00	0:15:00	0.00	0.00	2,172.14	543.04	82,858.54	20,714.63
242	08.30 15:00:00	0:15:00	94.30	23.58	2,032.19	508.05	82,904.19	20,726.05
242	08.30 15:15:00	0:15:00	544.35	136.09	1,953.86	488.46	82,532.48	20,633.12
242	08.30 15:30:00	0:15:00	1,214.67	303.67	1,781.72	445.43	82,034.29	20,508.57
242	08.30 15:45:00	0:15:00	1,969.07	492.27	1,659.23	414.81	81,402.38	20,350.59
242	08.30 16:00:00	0:15:00	2,807.30	701.82	1,459.66	364.91	80,763.73	20,190.93
242	08.30 16:15:00	0:15:00	3,765.52	941.38	1,303.24	325.81	79,961.93	19,990.48
242	08.30 16:30:00	0:15:00	4,864.19	1,216.05	1,068.24	267.06	79,098.26	19,774.57
242	08.30 16:45:00	0:15:00	6,123.76	1,530.94	827.50	206.87	78,079.42	19,519.86
242	08.30 17:00:00	0:15:00	7,616.10	1,904.03	494.20	123.55	76,920.38	19,230.10
242	08.30 17:15:00	0:15:00	9,091.72	2,272.93	134.71	33.68	75,804.25	18,951.06
242	08.30 17:30:00	0:15:00	10,373.25	2,593.31	0.00	0.00	74,657.43	18,664.36
242	08.30 17:45:00	0:15:00	11,673.00	2,918.25	0.00	0.00	73,357.69	18,339.42
242	08.30 18:00:00	0:15:00	14,317.64	3,579.41	0.00	0.00	70,713.04	17,678.26
242	08.30 18:15:00	0:15:00	20,457.62	5,114.40	0.00	0.00	64,573.06	16,143.27
242	08.30 18:30:00	0:13:48	28,632.53	6,585.48	0.00	0.00	56,398.15	12,971.58
242	08.30 18:42:36	0:06:36	37,227.55	4,095.03	0.00	0.00	47,803.13	5,258.34
249	09.06 07:44:24	0:07:48	0.00	0.00	176.38	22.93	84,854.31	11,031.06
249	09.06 08:00:00	0:15:00	0.00	0.00	680.81	170.20	84,349.88	21,087.47
249	09.06 08:15:00	0:15:00	0.00	0.00	1,127.36	281.84	83,903.32	20,975.83
249	09.06 08:30:00	0:15:00	0.00	0.00	1,499.57	374.89	83,531.11	20,882.78
249	09.06 08:45:00	0:15:00	0.00	0.00	1,836.36	459.09	83,194.33	20,798.58
249	09.06 09:00:00	0:15:00	0.00	0.00	2,088.07	522.02	82,942.61	20,735.65
249	09.06 09:15:00	0:15:00	0.00	0.00	2,324.32	581.08	82,706.36	20,676.59
249	09.06 09:30:00	0:15:00	0.00	0.00	2,487.72	621.93	82,542.96	20,635.74
249	09.06 09:45:00	0:15:00	0.00	0.00	2,664.85	666.21	82,365.83	20,591.46
249	09.06 10:00:00	0:15:00	0.00	0.00	2,770.63	692.66	82,260.06	20,565.01
249	09.06 10:15:00	0:15:00	0.00	0.00	2,908.33	727.08	82,122.35	20,530.59
249	09.06 10:30:00	0:15:00	0.00	0.00	2,972.45	743.11	82,058.24	20,514.56
249	09.06 10:45:00	0:15:00	0.00	0.00	3,084.21	771.05	81,946.47	20,486.62
249	09.06 11:00:00	0:15:00	0.00	0.00	3,116.89	779.22	81,913.79	20,478.45
249	09.06 11:15:00	0:15:00	0.00	0.00	3,206.95	801.74	81,823.73	20,455.93
249	09.06 11:30:00	0:15:00	0.00	0.00	3,176.02	794.00	81,854.67	20,463.67
249	09.06 11:45:00	0:15:00	0.00	0.00	3,207.45	801.86	81,823.23	20,455.81
249	09.06 12:00:00	0:15:00	0.00	0.00	3,159.30	789.83	81,871.38	20,467.85
249	09.06 12:15:00	0:15:00	0.00	0.00	3,193.23	798.31	81,837.45	20,459.36
249	09.06 12:30:00	0:15:00	0.00	0.00	3,135.35	783.84	81,895.33	20,473.83
249	09.06 12:45:00	0:15:00	0.00	0.00	3,167.28	791.82	81,863.40	20,465.85
249	09.06 13:00:00	0:15:00	0.00	0.00	3,108.91	777.23	81,921.77	20,480.44
249	09.06 13:15:00	0:15:00	0.00	0.00	3,126.37	781.59	81,904.31	20,476.08
249	09.06 13:30:00	0:15:00	0.00	0.00	3,057.02	764.25	81,973.66	20,493.42
249	09.06 13:45:00	0:15:00	0.00	0.00	3,062.76	765.69	81,967.93	20,491.98
249	09.06 14:00:00	0:15:00	0.00	0.00	2,973.44	743.36	82,057.24	20,514.31



## MAY2020 1450 OWENS EXIST D FOR D 39 FT PROPOSED - Ballpark

DayNum	Date+Time	Duration	ExSF	ExSFHr	NewSF	NewSFHr	SunnySF	SunnySFHr
249	09.06 14:15:00	0:15:00	0.00	0.00	2,965.21	741.30	82,065.47	20,516.37
249	09.06 14:30:00	0:15:00	0.00	0.00	2,864.93	716.23	82,165.76	20,541.44
249	09.06 14:45:00	0:15:00	6.49	1.62	2,831.75	707.94	82,192.45	20,548.11
249	09.06 15:00:00	0:15:00	289.14	72.28	2,710.00	677.50	82,031.54	20,507.89
249	09.06 15:15:00	0:15:00	893.61	223.40	2,650.13	662.53	81,486.95	20,371.74
249	09.06 15:30:00	0:15:00	1,632.04	408.01	2,504.19	626.05	80,894.45	20,223.61
249	09.06 15:45:00	0:15:00	2,459.04	614.76	2,404.40	601.10	80,167.25	20,041.81
249	09.06 16:00:00	0:15:00	3,392.81	848.20	2,220.79	555.20	79,417.09	19,854.27
249	09.06 16:15:00	0:15:00	4,426.61	1,106.65	2,065.87	516.47	78,538.20	19,634.55
249	09.06 16:30:00	0:15:00	5,635.30	1,408.83	1,815.40	453.85	77,579.98	19,395.00
249	09.06 16:45:00	0:15:00	7,084.48	1,771.12	1,579.65	394.91	76,366.56	19,091.64
249	09.06 17:00:00	0:15:00	8,612.49	2,153.12	1,286.02	321.51	75,132.17	18,783.04
249	09.06 17:15:00	0:15:00	9,989.82	2,497.45	960.21	240.05	74,080.65	18,520.16
249	09.06 17:30:00	0:15:00	11,173.31	2,793.33	505.68	126.42	73,351.70	18,337.93
249	09.06 17:45:00	0:15:00	12,952.53	3,238.13	12.22	3.06	72,065.93	18,016.48
249	09.06 18:00:00	0:15:00	18,334.37	4,583.59	0.00	0.00	66,696.31	16,674.08
249	09.06 18:15:00	0:16:12	26,027.81	7,027.51	0.00	0.00	59,002.88	15,930.78
249	09.06 18:31:48	0:08:24	37,255.00	5,215.70	0.00	0.00	47,775.69	6,688.60
256	09.13 07:50:24	0:04:48	0.00	0.00	1,378.08	110.25	83,652.60	6,692.21
256	09.13 08:00:00	0:12:36	0.00	0.00	1,759.27	369.45	83,271.41	17,487.00
256	09.13 08:15:00	0:15:00	0.00	0.00	2,288.90	572.22	82,741.79	20,685.45
256	09.13 08:30:00	0:15:00	0.00	0.00	2,645.89	661.47	82,384.79	20,596.20
256	09.13 08:45:00	0:15:00	0.00	0.00	2,939.27	734.82	82,091.42	20,522.85
256	09.13 09:00:00	0:15:00	0.00	0.00	3,134.35	783.59	81,896.33	20,474.08
256	09.13 09:15:00	0:15:00	0.00	0.00	3,325.20	831.30	81,705.48	20,426.37
256	09.13 09:30:00	0:15:00	0.00	0.00	3,435.96	858.99	81,594.72	20,398.68
256	09.13 09:45:00	0:15:00	0.00	0.00	3,576.17	894.04	81,454.52	20,363.63
256	09.13 10:00:00	0:15:00	0.00	0.00	3,643.02	910.76	81,387.66	20,346.91
256	09.13 10:15:00	0:15:00	0.00	0.00	3,749.30	937.33	81,281.38	20,320.35
256	09.13 10:30:00	0:15:00	0.00	0.00	3,782.98	945.74	81,247.70	20,311.93
256	09.13 10:45:00	0:15:00	0.00	0.00	3,874.04	968.51	81,156.65	20,289.16
256	09.13 11:00:00	0:15:00	0.00	0.00	3,888.25	972.06	81,142.43	20,285.61
256	09.13 11:15:00	0:15:00	0.00	0.00	3,957.36	989.34	81,073.32	20,268.33
256	09.13 11:30:00	0:15:00	0.00	0.00	3,898.23	974.56	81,132.45	20,283.11
256	09.13 11:45:00	0:15:00	0.00	0.00	3,912.70	978.18	81,117.98	20,279.50
256	09.13 12:00:00	0:15:00	0.00	0.00	3,851.83	962.96	81,178.85	20,294.71
256	09.13 12:15:00	0:15:00	0.00	0.00	3,864.31	966.08	81,166.38	20,291.59
256	09.13 12:30:00	0:15:00	0.00	0.00	3,820.90	955.22	81,209.78	20,302.45
256	09.13 12:45:00	0:15:00	0.00	0.00	3,843.10	960.78	81,187.58	20,296.90
256	09.13 13:00:00	0:15:00	0.00	0.00	3,787.47	946.87	81,243.21	20,310.80
256	09.13 13:15:00	0:15:00	0.00	0.00	3,808.67	952.17	81,222.01	20,305.50
256	09.13 13:30:00	0:15:00	0.00	0.00	3,739.07	934.77	81,291.61	20,322.90
256	09.13 13:45:00	0:15:00	0.00	0.00	3,749.80	937.45	81,280.88	20,320.22
256	09.13 14:00:00	0:15:00	0.00	0.00	3,670.97	917.74	81,359.72	20,339.93
256	09.13 14:15:00	0:15:00	0.00	0.00	3,677.20	919.30	81,353.48	20,338.37
256	09.13 14:30:00	0:15:00	0.00	0.00	3,585.65	896.41	81,445.04	20,361.26
256	09.13 14:45:00	0:15:00	92.30	23.08	3,578.41	894.60	81,359.97	20,339.99
256	09.13 15:00:00	0:15:00	586.76	146.69	3,475.13	868.78	80,968.80	20,242.20



## MAY2020 1450 OWENS EXIST D FOR D 39 FT PROPOSED - Ballpark

DayNum	Date+Time	Duration	ExSF	ExSFHr	NewSF	NewSFHr	SunnySF	SunnySFHr
256	09.13 15:15:00	0:15:00	1,320.95	330.24	3,447.44	861.86	80,262.29	20,065.57
256	09.13 15:30:00	0:15:00	2,119.51	529.88	3,326.70	831.67	79,584.48	19,896.12
256	09.13 15:45:00	0:15:00	3,009.37	752.34	3,270.07	817.52	78,751.25	19,687.81
256	09.13 16:00:00	0:15:00	4,017.73	1,004.43	3,123.13	780.78	77,889.83	19,472.46
256	09.13 16:15:00	0:15:00	5,184.76	1,296.19	3,025.33	756.33	76,820.59	19,205.15
256	09.13 16:30:00	0:15:00	6,548.11	1,637.03	2,832.24	708.06	75,650.32	18,912.58
256	09.13 16:45:00	0:15:00	8,138.24	2,034.56	2,667.34	666.84	74,225.10	18,556.27
256	09.13 17:00:00	0:15:00	9,569.46	2,392.36	2,374.96	593.74	73,086.26	18,271.57
256	09.13 17:15:00	0:15:00	10,796.85	2,699.21	2,073.35	518.34	72,160.47	18,040.12
256	09.13 17:30:00	0:15:00	12,178.18	3,044.54	1,664.72	416.18	71,187.79	17,796.95
256	09.13 17:45:00	0:15:00	16,505.75	4,126.44	1,159.54	289.89	67,365.39	16,841.35
256	09.13 18:00:00	0:15:00	23,664.32	5,916.08	420.36	105.09	60,946.01	15,236.50
256	09.13 18:15:00	0:10:48	33,252.98	5,985.54	0.00	0.00	51,777.70	9,319.99
256	09.13 18:21:00	0:03:00	37,743.46	1,887.17	0.00	0.00	47,287.22	2,364.36
263	09.20 07:57:00	0:01:12	0.00	0.00	3,086.70	61.73	81,943.98	1,638.88
263	09.20 08:00:00	0:09:00	0.00	0.00	3,239.38	485.91	81,791.30	12,268.70
263	09.20 08:15:00	0:15:00	0.00	0.00	3,755.79	938.95	81,274.90	20,318.72
263	09.20 08:30:00	0:15:00	0.00	0.00	4,024.22	1,006.05	81,006.47	20,251.62
263	09.20 08:45:00	0:15:00	0.00	0.00	4,235.77	1,058.94	80,794.91	20,198.73
263	09.20 09:00:00	0:15:00	0.00	0.00	4,335.81	1,083.95	80,694.88	20,173.72
263	09.20 09:15:00	0:15:00	0.00	0.00	4,463.04	1,115.76	80,567.65	20,141.91
263	09.20 09:30:00	0:15:00	0.00	0.00	4,507.19	1,126.80	80,523.49	20,130.87
263	09.20 09:45:00	0:15:00	0.00	0.00	4,594.26	1,148.56	80,436.42	20,109.11
263	09.20 10:00:00	0:15:00	0.00	0.00	4,607.73	1,151.93	80,422.95	20,105.74
263	09.20 10:15:00	0:15:00	0.00	0.00	4,679.83	1,169.96	80,350.86	20,087.71
263	09.20 10:30:00	0:15:00	0.00	0.00	4,678.83	1,169.71	80,351.85	20,087.96
263	09.20 10:45:00	0:15:00	0.00	0.00	4,742.69	1,185.67	80,287.99	20,072.00
263	09.20 11:00:00	0:15:00	0.00	0.00	4,729.47	1,182.37	80,301.21	20,075.30
263	09.20 11:15:00	0:15:00	0.00	0.00	4,774.87	1,193.72	80,255.81	20,063.95
263	09.20 11:30:00	0:15:00	0.00	0.00	4,687.81	1,171.95	80,342.87	20,085.72
263	09.20 11:45:00	0:15:00	1.25	0.31	4,687.31	1,171.83	80,342.12	20,085.53
263	09.20 12:00:00	0:15:00	0.00	0.00	4,610.47	1,152.62	80,420.21	20,105.05
263	09.20 12:15:00	0:15:00	0.00	0.00	4,619.45	1,154.86	80,411.23	20,102.81
263	09.20 12:30:00	0:15:00	0.00	0.00	4,557.59	1,139.40	80,473.10	20,118.27
263	09.20 12:45:00	0:15:00	0.00	0.00	4,592.01	1,148.00	80,438.67	20,109.67
263	09.20 13:00:00	0:15:00	0.00	0.00	4,526.15	1,131.54	80,504.53	20,126.13
263	09.20 13:15:00	0:15:00	0.00	0.00	4,552.60	1,138.15	80,478.09	20,119.52
263	09.20 13:30:00	0:15:00	0.00	0.00	4,489.98	1,122.50	80,540.70	20,135.18
263	09.20 13:45:00	0:15:00	0.00	0.00	4,517.92	1,129.48	80,512.76	20,128.19
263	09.20 14:00:00	0:15:00	0.00	0.00	4,447.82	1,111.95	80,582.86	20,145.72
263	09.20 14:15:00	0:15:00	0.00	0.00	4,471.52	1,117.88	80,559.16	20,139.79
263	09.20 14:30:00	0:15:00	2.74	0.69	4,403.41	1,100.85	80,624.53	20,156.13
263	09.20 14:45:00	0:15:00	338.03	84.51	4,419.13	1,104.78	80,273.52	20,068.38
263	09.20 15:00:00	0:15:00	1,016.84	254.21	4,346.28	1,086.57	79,667.56	19,916.89
263	09.20 15:15:00	0:15:00	1,808.17	452.04	4,357.26	1,089.32	78,865.26	19,716.31
263	09.20 15:30:00	0:15:00	2,649.38	662.35	4,277.93	1,069.48	78,103.37	19,525.84
263	09.20 15:45:00	0:15:00	3,650.01	912.50	4,274.19	1,068.55	77,106.49	19,276.62
263	09.20 16:00:00	0:15:00	4,779.86	1,194.97	4,183.13	1,045.78	76,067.69	19,016.92



## MAY2020 1450 OWENS EXIST D FOR D 39 FT PROPOSED - Ballpark

DayNum	Date+Time	Duration	ExSF	ExSFHr	NewSF	NewSFHr	SunnySF	SunnySFHr
263	09.20 16:15:00	0:15:00	6,077.61	1,519.40	4,166.42	1,041.60	74,786.66	18,696.66
263	09.20 16:30:00	0:15:00	7,648.53	1,912.13	4,063.38	1,015.85	73,318.77	18,329.69
263	09.20 16:45:00	0:15:00	9,166.81	2,291.70	3,947.88	986.97	71,915.99	17,979.00
263	09.20 17:00:00	0:15:00	10,453.83	2,613.46	3,732.34	933.08	70,844.52	17,711.13
263	09.20 17:15:00	0:15:00	11,676.74	2,919.18	3,523.53	880.88	69,830.42	17,457.60
263	09.20 17:30:00	0:15:00	15,041.85	3,760.46	3,171.52	792.88	66,817.31	16,704.33
263	09.20 17:45:00	0:15:00	21,506.39	5,376.60	2,668.09	667.02	60,856.20	15,214.05
263	09.20 18:00:00	0:12:36	30,592.87	6,424.50	1,941.38	407.69	52,496.43	11,024.25
263	09.20 18:09:36	0:04:48	38,057.30	3,044.58	1,377.83	110.23	45,595.56	3,647.65
270	09.27 08:03:00	0:06:00	0.00	0.00	5,150.33	515.03	79,880.35	7,988.04
270	09.27 08:15:00	0:13:12	0.00	0.00	5,494.85	1,208.87	79,535.83	17,497.88
270	09.27 08:30:00	0:15:00	0.00	0.00	5,648.52	1,412.13	79,382.16	19,845.54
270	09.27 08:45:00	0:15:00	0.00	0.00	5,727.85	1,431.96	79,302.83	19,825.71
270	09.27 09:00:00	0:15:00	0.00	0.00	5,741.33	1,435.33	79,289.36	19,822.34
270	09.27 09:15:00	0:15:00	0.00	0.00	5,744.07	1,436.02	79,286.61	19,821.65
270	09.27 09:30:00	0:15:00	0.00	0.00	5,700.41	1,425.10	79,330.27	19,832.57
270	09.27 09:45:00	0:15:00	0.00	0.00	5,724.11	1,431.03	79,306.57	19,826.64
270	09.27 10:00:00	0:15:00	0.00	0.00	5,683.70	1,420.92	79,346.98	19,836.75
270	09.27 10:15:00	0:15:00	0.00	0.00	5,703.90	1,425.98	79,326.78	19,831.69
270	09.27 10:30:00	0:15:00	0.00	0.00	5,655.51	1,413.88	79,375.18	19,843.79
270	09.27 10:45:00	0:15:00	0.00	0.00	5,689.19	1,422.30	79,341.50	19,835.37
270	09.27 11:00:00	0:15:00	0.00	0.00	5,657.25	1,414.31	79,373.43	19,843.36
270	09.27 11:15:00	0:15:00	0.00	0.00	5,664.49	1,416.12	79,366.19	19,841.55
270	09.27 11:30:00	0:15:00	0.00	0.00	5,557.47	1,389.37	79,473.22	19,868.30
270	09.27 11:45:00	0:15:00	0.00	0.00	5,529.27	1,382.32	79,501.41	19,875.35
270	09.27 12:00:00	0:15:00	0.00	0.00	5,426.24	1,356.56	79,604.44	19,901.11
270	09.27 12:15:00	0:15:00	0.00	0.00	5,444.21	1,361.05	79,586.48	19,896.62
270	09.27 12:30:00	0:15:00	0.00	0.00	5,381.09	1,345.27	79,649.59	19,912.40
270	09.27 12:45:00	0:15:00	0.00	0.00	5,409.53	1,352.38	79,621.15	19,905.29
270	09.27 13:00:00	0:15:00	0.00	0.00	5,345.66	1,336.42	79,685.02	19,921.25
270	09.27 13:15:00	0:15:00	0.00	0.00	5,376.85	1,344.21	79,653.83	19,913.46
270	09.27 13:30:00	0:15:00	0.00	0.00	5,319.47	1,329.87	79,711.21	19,927.80
270	09.27 13:45:00	0:15:00	0.00	0.00	5,359.63	1,339.91	79,671.05	19,917.76
270	09.27 14:00:00	0:15:00	0.00	0.00	5,309.24	1,327.31	79,721.44	19,930.36
270	09.27 14:15:00	0:15:00	0.00	0.00	5,357.39	1,339.35	79,673.29	19,918.32
270	09.27 14:30:00	0:15:00	106.03	26.51	5,311.99	1,328.00	79,612.67	19,903.17
270	09.27 14:45:00	0:15:00	713.99	178.50	5,365.62	1,341.41	78,951.07	19,737.77
270	09.27 15:00:00	0:15:00	1,470.88	367.72	5,328.20	1,332.05	78,231.60	19,557.90
270	09.27 15:15:00	0:15:00	2,353.26	588.32	5,390.57	1,347.64	77,286.85	19,321.71
270	09.27 15:30:00	0:15:00	3,271.56	817.89	5,367.87	1,341.97	76,391.25	19,097.81
270	09.27 15:45:00	0:15:00	4,385.70	1,096.43	5,442.46	1,360.62	75,202.52	18,800.63
270	09.27 16:00:00	0:15:00	5,633.55	1,408.39	5,443.96	1,360.99	73,953.17	18,488.29
270	09.27 16:15:00	0:15:00	7,127.88	1,781.97	5,522.54	1,380.64	72,380.26	18,095.07
270	09.27 16:30:00	0:15:00	8,745.21	2,186.30	5,455.18	1,363.80	70,830.30	17,707.57
270	09.27 16:45:00	0:15:00	10,088.61	2,522.15	5,417.26	1,354.32	69,524.81	17,381.20
270	09.27 17:00:00	0:15:00	11,255.63	2,813.91	5,290.53	1,322.63	68,484.52	17,121.13
270	09.27 17:15:00	0:15:00	13,877.82	3,469.46	5,186.75	1,296.69	65,966.11	16,491.53
270	09.27 17:30:00	0:15:00	19,516.86	4,879.22	4,818.78	1,204.70	60,695.04	15,173.76





## MAY2020 1450 OWENS EXIST D FOR D 39 FT PROPOSED - Ballpark

DayNum	Date+Time	Duration	ExSF	ExSFHr	NewSF	NewSFHr	SunnySF	SunnySFHr
270	09.27 17:45:00	0:13:48	28,098.41	6,462.64	4,349.03	1,000.28	52,583.24	12,094.15
270	09.27 17:58:11	0:06:36	38,405.06	4,224.56	3,623.82	398.62	43,001.81	4,730.20
277	10.04 08:09:36	0:02:24	0.00	0.00	7,374.11	294.96	77,656.57	3,106.26
277	10.04 08:15:00	0:10:12	7.48	1.27	7,476.15	1,270.95	77,547.05	13,183.00
277	10.04 08:30:00	0:15:00	392.17	98.04	7,106.43	1,776.61	77,532.08	19,383.02
277	10.04 08:45:00	0:15:00	168.14	42.04	7,254.62	1,813.65	77,607.92	19,401.98
277	10.04 09:00:00	0:15:00	0.00	0.00	7,256.61	1,814.15	77,774.07	19,443.52
277	10.04 09:15:00	0:15:00	0.00	0.00	7,173.04	1,793.26	77,857.64	19,464.41
277	10.04 09:30:00	0:15:00	0.00	0.00	7,025.10	1,756.28	78,005.58	19,501.40
277	10.04 09:45:00	0:15:00	0.00	0.00	6,966.48	1,741.62	78,064.21	19,516.05
277	10.04 10:00:00	0:15:00	0.00	0.00	6,844.74	1,711.18	78,185.95	19,546.49
277	10.04 10:15:00	0:15:00	0.00	0.00	6,817.29	1,704.32	78,213.39	19,553.35
277	10.04 10:30:00	0:15:00	0.00	0.00	6,722.25	1,680.56	78,308.44	19,577.11
277	10.04 10:45:00	0:15:00	0.00	0.00	6,728.48	1,682.12	78,302.20	19,575.55
277	10.04 11:00:00	0:15:00	0.00	0.00	6,677.34	1,669.34	78,353.34	19,588.34
277	10.04 11:15:00	0:15:00	0.00	0.00	6,640.17	1,660.04	78,390.51	19,597.63
277	10.04 11:30:00	0:15:00	0.00	0.00	6,477.02	1,619.25	78,553.67	19,638.42
277	10.04 11:45:00	0:15:00	0.00	0.00	6,441.84	1,610.46	78,588.84	19,647.21
277	10.04 12:00:00	0:15:00	0.00	0.00	6,330.33	1,582.58	78,700.36	19,675.09
277	10.04 12:15:00	0:15:00	0.00	0.00	6,335.57	1,583.89	78,695.12	19,673.78
277	10.04 12:30:00	0:15:00	0.00	0.00	6,266.46	1,566.62	78,764.22	19,691.06
277	10.04 12:45:00	0:15:00	0.00	0.00	6,288.91	1,572.23	78,741.77	19,685.44
277	10.04 13:00:00	0:15:00	0.00	0.00	6,244.26	1,561.07	78,786.42	19,696.61
277	10.04 13:15:00	0:15:00	0.00	0.00	6,281.68	1,570.42	78,749.00	19,687.25
277	10.04 13:30:00	0:15:00	0.00	0.00	6,229.04	1,557.26	78,801.64	19,700.41
277	10.04 13:45:00	0:15:00	0.00	0.00	6,289.91	1,572.48	78,740.77	19,685.19
277	10.04 14:00:00	0:15:00	0.00	0.00	6,260.47	1,565.12	78,770.21	19,692.55
277	10.04 14:15:00	0:15:00	5.24	1.31	6,339.56	1,584.89	78,685.89	19,671.47
277	10.04 14:30:00	0:15:00	384.19	96.05	6,326.33	1,581.58	78,320.16	19,580.04
277	10.04 14:45:00	0:15:00	1,154.05	288.51	6,426.87	1,606.72	77,449.76	19,362.44
277	10.04 15:00:00	0:15:00	1,958.10	489.52	6,436.85	1,609.21	76,635.73	19,158.93
277	10.04 15:15:00	0:15:00	2,930.54	732.63	6,569.57	1,642.39	75,530.58	18,882.64
277	10.04 15:30:00	0:15:00	3,947.88	986.97	6,621.21	1,655.30	74,461.60	18,615.40
277	10.04 15:45:00	0:15:00	5,168.79	1,292.20	6,793.34	1,698.34	73,068.55	18,267.14
277	10.04 16:00:00	0:15:00	6,561.34	1,640.33	6,887.15	1,721.79	71,582.20	17,895.55
277	10.04 16:15:00	0:15:00	8,241.77	2,060.44	7,004.15	1,751.04	69,784.76	17,446.19
277	10.04 16:30:00	0:15:00	9,697.69	2,424.42	6,999.41	1,749.85	68,333.59	17,083.40
277	10.04 16:45:00	0:15:00	10,895.64	2,723.91	7,069.51	1,767.38	67,065.53	16,766.38
277	10.04 17:00:00	0:15:00	12,744.22	3,186.06	7,055.54	1,763.88	65,230.92	16,307.73
277	10.04 17:15:00	0:15:00	17,859.38	4,464.84	6,950.51	1,737.63	60,220.79	15,055.20
277	10.04 17:30:00	0:16:12	25,320.80	6,836.62	6,620.96	1,787.66	53,088.92	14,334.01
277	10.04 17:47:23	0:08:24	38,808.45	5,433.18	5,826.64	815.73	40,395.59	5,655.38
284	10.11 08:16:11	0:07:12	539.36	64.72	9,152.84	1,098.34	75,338.49	9,040.62
284	10.11 08:30:00	0:14:24	1,621.31	389.12	7,935.67	1,904.56	75,473.70	18,113.69
284	10.11 08:45:00	0:15:00	2,485.73	621.43	6,828.77	1,707.19	75,716.18	18,929.05
284	10.11 09:00:00	0:15:00	1,307.23	326.81	7,665.74	1,916.44	76,057.71	19,014.43
284	10.11 09:15:00	0:15:00	519.40	129.85	8,230.05	2,057.51	76,281.24	19,070.31
284	10.11 09:30:00	0:15:00	107.52	26.88	8,377.98	2,094.50	76,545.18	19,136.29



## MAY2020 1450 OWENS EXIST D FOR D 39 FT PROPOSED - Ballpark

DayNum	Date+Time	Duration	ExSF	ExSFHr	NewSF	NewSFHr	SunnySF	SunnySFHr
284	10.11 09:45:00	0:15:00	6.24	1.56	8,316.61	2,079.15	76,707.83	19,176.96
284	10.11 10:00:00	0:15:00	0.00	0.00	8,116.29	2,029.07	76,914.39	19,228.60
284	10.11 10:15:00	0:15:00	0.00	0.00	8,025.23	2,006.31	77,005.45	19,251.36
284	10.11 10:30:00	0:15:00	0.00	0.00	7,868.81	1,967.20	77,161.87	19,290.47
284	10.11 10:45:00	0:15:00	0.75	0.19	7,864.57	1,966.14	77,165.36	19,291.34
284	10.11 11:00:00	0:15:00	0.00	0.00	7,768.78	1,942.19	77,261.91	19,315.48
284	10.11 11:15:00	0:15:00	0.00	0.00	7,684.95	1,921.24	77,345.73	19,336.43
284	10.11 11:30:00	0:15:00	0.00	0.00	7,492.86	1,873.22	77,537.82	19,384.46
284	10.11 11:45:00	0:15:00	0.00	0.00	7,421.51	1,855.38	77,609.17	19,402.29
284	10.11 12:00:00	0:15:00	0.00	0.00	7,296.78	1,824.19	77,733.91	19,433.48
284	10.11 12:15:00	0:15:00	0.00	0.00	7,303.01	1,825.75	77,727.67	19,431.92
284	10.11 12:30:00	0:15:00	0.00	0.00	7,234.16	1,808.54	77,796.52	19,449.13
284	10.11 12:45:00	0:15:00	0.00	0.00	7,252.37	1,813.09	77,778.31	19,444.58
284	10.11 13:00:00	0:15:00	0.00	0.00	7,198.98	1,799.75	77,831.70	19,457.92
284	10.11 13:15:00	0:15:00	0.00	0.00	7,253.62	1,813.40	77,777.06	19,444.27
284	10.11 13:30:00	0:15:00	0.00	0.00	7,225.18	1,806.30	77,805.50	19,451.38
284	10.11 13:45:00	0:15:00	0.00	0.00	7,304.76	1,826.19	77,725.92	19,431.48
284	10.11 14:00:00	0:15:00	0.00	0.00	7,302.51	1,825.63	77,728.17	19,432.04
284	10.11 14:15:00	0:15:00	127.23	31.81	7,424.51	1,856.13	77,478.95	19,369.74
284	10.11 14:30:00	0:15:00	791.07	197.77	7,450.95	1,862.74	76,788.66	19,197.17
284	10.11 14:45:00	0:15:00	1,603.85	400.96	7,602.13	1,900.53	75,824.70	18,956.18
284	10.11 15:00:00	0:15:00	2,498.45	624.61	7,678.97	1,919.74	74,853.26	18,713.32
284	10.11 15:15:00	0:15:00	3,523.53	880.88	7,891.27	1,972.82	73,615.89	18,403.97
284	10.11 15:30:00	0:15:00	4,694.05	1,173.51	8,045.94	2,011.48	72,290.70	18,072.68
284	10.11 15:45:00	0:15:00	6,058.65	1,514.66	8,319.36	2,079.84	70,652.67	17,663.17
284	10.11 16:00:00	0:15:00	7,625.58	1,906.40	8,433.87	2,108.47	68,971.24	17,242.81
284	10.11 16:15:00	0:15:00	9,268.10	2,317.02	8,607.00	2,151.75	67,155.59	16,788.90
284	10.11 16:30:00	0:15:00	10,521.19	2,630.30	8,688.58	2,172.14	65,820.92	16,455.23
284	10.11 16:45:00	0:15:00	11,899.52	2,974.88	8,888.15	2,222.04	64,243.01	16,060.75
284	10.11 17:00:00	0:15:00	16,156.99	4,039.25	8,905.12	2,226.28	59,968.58	14,992.15
284	10.11 17:15:00	0:15:00	22,912.16	5,728.04	8,833.27	2,208.32	53,285.25	13,321.31
284	10.11 17:30:00	0:11:24	32,919.19	6,254.65	8,405.18	1,596.98	43,706.32	8,304.20
284	10.11 17:37:12	0:03:36	39,177.17	2,350.63	7,971.60	478.30	37,881.92	2,272.92
291	10.18 08:22:48	0:03:36	2,265.95	135.96	9,788.49	587.31	72,976.24	4,378.58
291	10.18 08:30:00	0:10:48	3,126.12	562.70	8,779.88	1,580.38	73,124.68	13,162.44
291	10.18 08:45:00	0:15:00	4,987.42	1,246.86	6,465.79	1,616.45	73,577.47	18,394.37
291	10.18 09:00:00	0:15:00	4,812.54	1,203.14	6,053.91	1,513.48	74,164.23	18,541.06
291	10.18 09:15:00	0:15:00	3,151.32	787.83	7,308.50	1,827.13	74,570.86	18,642.72
291	10.18 09:30:00	0:15:00	1,565.93	391.48	8,488.50	2,122.13	74,976.25	18,744.06
291	10.18 09:45:00	0:15:00	801.05	200.26	8,978.71	2,244.68	75,250.92	18,812.73
291	10.18 10:00:00	0:15:00	369.47	92.37	9,111.93	2,277.98	75,549.29	18,887.32
291	10.18 10:15:00	0:15:00	156.17	39.04	9,155.34	2,288.83	75,719.18	18,929.79
291	10.18 10:30:00	0:15:00	31.18	7.80	9,095.21	2,273.80	75,904.29	18,976.07
291	10.18 10:45:00	0:15:00	3.24	0.81	9,071.51	2,267.88	75,955.93	18,988.98
291	10.18 11:00:00	0:15:00	0.00	0.00	8,922.08	2,230.52	76,108.60	19,027.15
291	10.18 11:15:00	0:15:00	0.00	0.00	8,803.33	2,200.83	76,227.35	19,056.84
291	10.18 11:30:00	0:15:00	0.00	0.00	8,566.09	2,141.52	76,464.60	19,116.15
291	10.18 11:45:00	0:15:00	0.00	0.00	8,467.29	2,116.82	76,563.39	19,140.85



## MAY2020 1450 OWENS EXIST D FOR D 39 FT PROPOSED - Ballpark

DayNum	Date+Time	Duration	ExSF	ExSFHr	NewSF	NewSFHr	SunnySF	SunnySFHr
291	10.18 12:00:00	0:15:00	0.00	0.00	8,325.35	2,081.34	76,705.34	19,176.33
291	10.18 12:15:00	0:15:00	0.00	0.00	8,331.33	2,082.83	76,699.35	19,174.84
291	10.18 12:30:00	0:15:00	0.00	0.00	8,244.27	2,061.07	76,786.41	19,196.60
291	10.18 12:45:00	0:15:00	1.00	0.25	8,277.20	2,069.30	76,752.49	19,188.12
291	10.18 13:00:00	0:15:00	0.00	0.00	8,234.04	2,058.51	76,796.64	19,199.16
291	10.18 13:15:00	0:15:00	0.25	0.06	8,298.65	2,074.66	76,731.78	19,182.95
291	10.18 13:30:00	0:15:00	0.00	0.00	8,286.43	2,071.61	76,744.25	19,186.06
291	10.18 13:45:00	0:15:00	0.00	0.00	8,394.45	2,098.61	76,636.23	19,159.06
291	10.18 14:00:00	0:15:00	0.00	0.00	8,427.38	2,106.85	76,603.30	19,150.83
291	10.18 14:15:00	0:15:00	421.11	105.28	8,579.31	2,144.83	76,030.27	19,007.57
291	10.18 14:30:00	0:15:00	1,226.65	306.66	8,668.87	2,167.22	75,135.17	18,783.79
291	10.18 14:45:00	0:15:00	2,104.54	526.13	8,886.66	2,221.66	74,039.49	18,509.87
291	10.18 15:00:00	0:15:00	3,074.73	768.68	9,038.33	2,259.58	72,917.62	18,229.41
291	10.18 15:15:00	0:15:00	4,176.64	1,044.16	9,352.67	2,338.17	71,501.37	17,875.34
291	10.18 15:30:00	0:15:00	5,461.17	1,365.29	9,591.91	2,397.98	69,977.60	17,494.40
291	10.18 15:45:00	0:15:00	6,978.20	1,744.55	9,907.24	2,476.81	68,145.24	17,036.31
291	10.18 16:00:00	0:15:00	8,703.29	2,175.82	10,062.41	2,515.60	66,264.98	16,566.24
291	10.18 16:15:00	0:15:00	10,100.08	2,525.02	10,335.08	2,583.77	64,595.52	16,148.88
291	10.18 16:30:00	0:15:00	11,258.87	2,814.72	10,537.65	2,634.41	63,234.15	15,808.54
291	10.18 16:45:00	0:15:00	14,555.13	3,638.78	10,792.61	2,698.15	59,682.94	14,920.73
291	10.18 17:00:00	0:15:00	20,386.27	5,096.57	10,829.54	2,707.38	53,814.88	13,453.72
291	10.18 17:15:00	0:13:12	28,030.56	6,166.72	10,740.97	2,363.01	46,259.15	10,177.01
291	10.18 17:27:00	0:06:00	39,326.35	3,932.64	10,055.43	1,005.54	35,648.90	3,564.89
298	10.25 07:30:00	0:07:48	4,776.12	620.90	9,686.21	1,259.21	70,568.35	9,173.89
298	10.25 07:45:00	0:15:00	7,402.55	1,850.64	6,775.13	1,693.78	70,853.00	17,713.25
298	10.25 08:00:00	0:15:00	8,464.55	2,116.14	4,859.69	1,214.92	71,706.44	17,926.61
298	10.25 08:15:00	0:15:00	7,378.85	1,844.71	4,967.97	1,241.99	72,683.86	18,170.97
298	10.25 08:30:00	0:15:00	4,758.91	1,189.73	6,977.45	1,744.36	73,294.32	18,323.58
298	10.25 08:45:00	0:15:00	3,069.24	767.31	8,261.48	2,065.37	73,699.96	18,424.99
298	10.25 09:00:00	0:15:00	1,793.95	448.49	9,123.15	2,280.79	74,113.58	18,528.40
298	10.25 09:15:00	0:15:00	1,103.66	275.92	9,561.72	2,390.43	74,365.30	18,591.33
298	10.25 09:30:00	0:15:00	624.43	156.11	9,805.96	2,451.49	74,600.30	18,650.08
298	10.25 09:45:00	0:15:00	410.88	102.72	9,966.12	2,491.53	74,653.69	18,663.42
298	10.25 10:00:00	0:15:00	222.28	55.57	9,994.56	2,498.64	74,813.85	18,703.46
298	10.25 10:15:00	0:15:00	135.21	33.80	9,928.70	2,482.17	74,966.77	18,741.69
298	10.25 10:30:00	0:15:00	55.38	13.85	9,703.92	2,425.98	75,271.38	18,817.84
298	10.25 10:45:00	0:15:00	26.69	6.67	9,568.96	2,392.24	75,435.03	18,858.76
298	10.25 11:00:00	0:15:00	5.24	1.31	9,414.04	2,353.51	75,611.41	18,902.85
298	10.25 11:15:00	0:15:00	3.24	0.81	9,406.55	2,351.64	75,620.89	18,905.22
298	10.25 11:30:00	0:15:00	0.00	0.00	9,315.50	2,328.87	75,715.19	18,928.80
298	10.25 11:45:00	0:15:00	0.00	0.00	9,356.16	2,339.04	75,674.52	18,918.63
298	10.25 12:00:00	0:15:00	0.25	0.06	9,306.02	2,326.50	75,724.42	18,931.10
298	10.25 12:15:00	0:15:00	0.00	0.00	9,393.08	2,348.27	75,637.60	18,909.40
298	10.25 12:30:00	0:15:00	0.00	0.00	9,402.81	2,350.70	75,627.87	18,906.97
298	10.25 12:45:00	0:15:00	0.00	0.00	9,551.00	2,387.75	75,479.69	18,869.92
298	10.25 13:00:00	0:15:00	51.89	12.97	9,596.65	2,399.16	75,382.14	18,845.54
298	10.25 13:15:00	0:15:00	780.35	195.09	9,817.43	2,454.36	74,432.91	18,608.23
298	10.25 13:30:00	0:15:00	1,625.55	406.39	9,952.89	2,488.22	73,452.24	18,363.06



## MAY2020 1450 OWENS EXIST D FOR D 39 FT PROPOSED - Ballpark

DayNum	Date+Time	Duration	ExSF	ExSFHr	NewSF	NewSFHr	SunnySF	SunnySFHr
298	10.25 13:45:00	0:15:00	2,578.28	644.57	10,261.99	2,565.50	72,190.41	18,047.60
298	10.25 14:00:00	0:15:00	3,609.10	902.27	10,504.47	2,626.12	70,917.11	17,729.28
298	10.25 14:15:00	0:15:00	4,857.95	1,214.49	10,915.35	2,728.84	69,257.38	17,314.35
298	10.25 14:30:00	0:15:00	6,272.95	1,568.24	11,193.01	2,798.25	67,564.72	16,891.18
298	10.25 14:45:00	0:15:00	7,980.58	1,995.14	11,521.82	2,880.45	65,528.29	16,382.07
298	10.25 15:00:00	0:15:00	9,563.47	2,390.87	11,760.06	2,940.02	63,707.15	15,926.79
298	10.25 15:15:00	0:15:00	10,770.66	2,692.67	12,153.23	3,038.31	62,106.80	15,526.70
298	10.25 15:30:00	0:15:00	12,804.35	3,201.09	12,443.61	3,110.90	59,782.72	14,945.68
298	10.25 15:45:00	0:15:00	17,937.71	4,484.43	12,745.97	3,186.49	54,347.00	13,586.75
298	10.25 16:00:00	0:15:00	25,348.99	6,337.25	12,787.88	3,196.97	46,893.81	11,723.45
298	10.25 16:15:00	0:09:00	36,350.17	5,452.53	12,304.16	1,845.62	36,376.36	5,456.45
298	10.25 16:18:00	0:01:48	39,424.15	1,182.72	12,033.73	361.01	33,572.81	1,007.18
305	11.01 07:36:35	0:04:12	7,774.01	544.18	9,015.38	631.08	68,241.29	4,776.89
305	11.01 07:45:00	0:11:24	9,491.12	1,803.31	7,238.90	1,375.39	68,300.66	12,977.13
305	11.01 08:00:00	0:15:00	11,992.07	2,998.02	4,972.71	1,243.18	68,065.91	17,016.48
305	11.01 08:15:00	0:15:00	11,751.33	2,937.83	3,476.38	869.09	69,802.97	17,450.74
305	11.01 08:30:00	0:15:00	8,918.59	2,229.65	4,786.60	1,196.65	71,325.50	17,831.37
305	11.01 08:45:00	0:15:00	6,270.20	1,567.55	6,722.00	1,680.50	72,038.48	18,009.62
305	11.01 09:00:00	0:15:00	4,301.88	1,075.47	8,125.52	2,031.38	72,603.29	18,150.82
305	11.01 09:15:00	0:15:00	3,092.69	773.17	9,040.58	2,260.15	72,897.41	18,224.35
305	11.01 09:30:00	0:15:00	2,039.18	509.79	9,779.26	2,444.82	73,212.24	18,303.06
305	11.01 09:45:00	0:15:00	1,453.67	363.42	10,352.05	2,588.01	73,224.97	18,306.24
305	11.01 10:00:00	0:15:00	951.73	237.93	10,720.77	2,680.19	73,358.18	18,339.55
305	11.01 10:15:00	0:15:00	716.48	179.12	10,808.33	2,702.08	73,505.87	18,376.47
305	11.01 10:30:00	0:15:00	494.20	123.55	10,711.04	2,677.76	73,825.44	18,456.36
305	11.01 10:45:00	0:15:00	405.89	101.47	10,648.67	2,662.17	73,976.12	18,494.03
305	11.01 11:00:00	0:15:00	284.90	71.22	10,526.68	2,631.67	74,219.11	18,554.78
305	11.01 11:15:00	0:15:00	243.48	60.87	10,523.18	2,630.80	74,264.01	18,566.00
305	11.01 11:30:00	0:15:00	161.91	40.48	10,411.17	2,602.79	74,457.60	18,614.40
305	11.01 11:45:00	0:15:00	64.61	16.15	10,472.54	2,618.14	74,493.53	18,623.38
305	11.01 12:00:00	0:15:00	3.24	0.81	10,411.17	2,602.79	74,616.27	18,654.07
305	11.01 12:15:00	0:15:00	0.00	0.00	10,524.18	2,631.05	74,506.50	18,626.63
305	11.01 12:30:00	0:15:00	0.00	0.00	10,543.64	2,635.91	74,487.04	18,621.76
305	11.01 12:45:00	0:15:00	0.00	0.00	10,729.75	2,682.44	74,300.94	18,575.23
305	11.01 13:00:00	0:15:00	285.40	71.35	10,831.78	2,707.95	73,913.51	18,478.38
305	11.01 13:15:00	0:15:00	1,111.89	277.97	11,105.70	2,776.43	72,813.09	18,203.27
305	11.01 13:30:00	0:15:00	2,017.22	504.31	11,307.77	2,826.94	71,705.69	17,926.42
305	11.01 13:45:00	0:15:00	3,047.04	761.76	11,711.66	2,927.92	70,271.98	17,568.00
305	11.01 14:00:00	0:15:00	4,173.65	1,043.41	12,023.25	3,005.81	68,833.78	17,208.45
305	11.01 14:15:00	0:15:00	5,511.81	1,377.95	12,475.30	3,118.82	67,043.58	16,760.89
305	11.01 14:30:00	0:15:00	7,053.29	1,763.32	12,768.42	3,192.11	65,208.97	16,302.24
305	11.01 14:45:00	0:15:00	8,827.53	2,206.88	13,173.56	3,293.39	63,029.59	15,757.40
305	11.01 15:00:00	0:15:00	10,221.57	2,555.39	13,498.13	3,374.53	61,310.98	15,327.75
305	11.01 15:15:00	0:15:00	11,571.71	2,892.93	14,023.01	3,505.75	59,435.96	14,858.99
305	11.01 15:30:00	0:15:00	15,446.99	3,861.75	14,379.51	3,594.88	55,204.18	13,801.05
305	11.01 15:45:00	0:15:00	21,782.81	5,445.70	14,720.03	3,680.01	48,527.84	12,131.96
305	11.01 16:00:00	0:12:36	30,707.38	6,448.55	14,556.38	3,056.84	39,766.92	8,351.05
305	11.01 16:10:12	0:05:24	39,671.12	3,570.40	13,891.54	1,250.24	31,468.02	2,832.12



## MAY2020 1450 OWENS EXIST D FOR D 39 FT PROPOSED - Ballpark

DayNum	Date+Time	Duration	ExSF	ExSFHr	NewSF	NewSFHr	SunnySF	SunnySFHr
312	11.08 07:43:48	0:00:36	11,017.14	110.17	8,099.57	81.00	65,913.97	659.14
312	11.08 07:45:00	0:07:48	11,293.80	1,468.19	7,858.09	1,021.55	65,878.80	8,564.24
312	11.08 08:00:00	0:15:00	14,675.88	3,668.97	5,273.32	1,318.33	65,081.49	16,270.37
312	11.08 08:15:00	0:15:00	15,910.01	3,977.50	3,520.29	880.07	65,600.39	16,400.10
312	11.08 08:30:00	0:15:00	13,613.38	3,403.35	3,174.27	793.57	68,243.03	17,060.76
312	11.08 08:45:00	0:15:00	10,018.26	2,504.56	5,194.73	1,298.68	69,817.69	17,454.42
312	11.08 09:00:00	0:15:00	7,314.24	1,828.56	6,871.18	1,717.80	70,845.26	17,711.32
312	11.08 09:15:00	0:15:00	5,540.75	1,385.19	8,201.36	2,050.34	71,288.57	17,822.14
312	11.08 09:30:00	0:15:00	4,069.62	1,017.41	9,233.42	2,308.36	71,727.64	17,931.91
312	11.08 09:45:00	0:15:00	3,178.51	794.63	10,153.22	2,538.31	71,698.95	17,924.74
312	11.08 10:00:00	0:15:00	2,350.77	587.69	10,844.25	2,711.06	71,835.66	17,958.92
312	11.08 10:15:00	0:15:00	1,875.27	468.82	11,189.27	2,797.32	71,966.14	17,991.53
312	11.08 10:30:00	0:15:00	1,410.26	352.57	11,335.21	2,833.80	72,285.21	18,071.30
312	11.08 10:45:00	0:15:00	1,167.28	291.82	11,456.21	2,864.05	72,407.20	18,101.80
312	11.08 11:00:00	0:15:00	904.83	226.21	11,480.40	2,870.10	72,645.45	18,161.36
312	11.08 11:15:00	0:15:00	817.02	204.25	11,537.03	2,884.26	72,676.63	18,169.16
312	11.08 11:30:00	0:15:00	562.56	140.64	11,483.15	2,870.79	72,984.98	18,246.24
312	11.08 11:45:00	0:15:00	339.53	84.88	11,548.51	2,887.13	73,142.64	18,285.66
312	11.08 12:00:00	0:15:00	148.93	37.23	11,536.04	2,884.01	73,345.71	18,336.43
312	11.08 12:15:00	0:15:00	61.62	15.41	11,659.77	2,914.94	73,309.29	18,327.32
312	11.08 12:30:00	0:15:00	17.96	4.49	11,697.44	2,924.36	73,315.28	18,328.82
312	11.08 12:45:00	0:15:00	0.25	0.06	11,934.94	2,983.74	73,095.49	18,273.87
312	11.08 13:00:00	0:15:00	552.33	138.08	12,067.16	3,016.79	72,411.19	18,102.80
312	11.08 13:15:00	0:15:00	1,422.48	355.62	12,406.19	3,101.55	71,202.01	17,800.50
312	11.08 13:30:00	0:15:00	2,371.47	592.87	12,659.65	3,164.91	69,999.56	17,499.89
312	11.08 13:45:00	0:15:00	3,460.41	865.10	13,156.35	3,289.09	68,413.92	17,103.48
312	11.08 14:00:00	0:15:00	4,680.08	1,170.02	13,501.37	3,375.34	66,849.24	16,712.31
312	11.08 14:15:00	0:15:00	6,117.03	1,529.26	13,988.09	3,497.02	64,925.57	16,231.39
312	11.08 14:30:00	0:15:00	7,793.22	1,948.31	14,315.39	3,578.85	62,922.07	15,730.52
312	11.08 14:45:00	0:15:00	9,511.08	2,377.77	14,820.57	3,705.14	60,699.03	15,174.76
312	11.08 15:00:00	0:15:00	10,711.29	2,677.82	15,243.67	3,810.92	59,075.72	14,768.93
312	11.08 15:15:00	0:15:00	13,115.44	3,278.86	15,873.84	3,968.46	56,041.41	14,010.35
312	11.08 15:30:00	0:15:00	18,111.34	4,527.84	16,253.78	4,063.45	50,665.56	12,666.39
312	11.08 15:45:00	0:15:00	25,690.77	6,422.69	16,521.96	4,130.49	42,817.95	10,704.49
312	11.08 16:00:00	0:09:00	36,763.04	5,514.46	15,939.95	2,390.99	32,327.70	4,849.15
312	11.08 16:03:00	0:01:48	39,746.21	1,192.39	15,597.67	467.93	29,686.80	890.60
319	11.15 07:51:00	0:04:48	14,295.68	1,143.66	7,296.53	583.72	63,438.47	5,075.08
319	11.15 08:00:00	0:12:00	16,729.52	3,345.91	5,621.58	1,124.32	62,679.58	12,535.92
319	11.15 08:15:00	0:15:00	19,648.83	4,912.21	3,666.48	916.62	61,715.38	15,428.84
319	11.15 08:30:00	0:15:00	18,483.30	4,620.83	2,654.12	663.53	63,893.26	15,973.31
319	11.15 08:45:00	0:15:00	14,040.23	3,510.06	4,324.83	1,081.21	66,665.63	16,666.41
319	11.15 09:00:00	0:15:00	10,546.88	2,636.72	5,925.19	1,481.30	68,558.61	17,139.65
319	11.15 09:15:00	0:15:00	8,232.29	2,058.07	7,415.77	1,853.94	69,382.62	17,345.65
319	11.15 09:30:00	0:15:00	6,288.42	1,572.10	8,740.22	2,185.05	70,002.05	17,500.51
319	11.15 09:45:00	0:15:00	5,080.73	1,270.18	9,862.09	2,465.52	70,087.87	17,521.97
319	11.15 10:00:00	0:15:00	4,002.26	1,000.57	10,765.92	2,691.48	70,262.50	17,565.63
319	11.15 10:15:00	0:15:00	3,383.58	845.89	11,261.62	2,815.41	70,385.49	17,596.37
319	11.15 10:30:00	0:15:00	2,732.95	683.24	11,538.78	2,884.70	70,758.95	17,689.74



## MAY2020 1450 OWENS EXIST D FOR D 39 FT PROPOSED - Ballpark

DayNum	Date+Time	Duration	ExSF	ExSFHr	NewSF	NewSFHr	SunnySF	SunnySFHr
319	11.15 10:45:00	0:15:00	2,376.46	594.12	11,802.72	2,950.68	70,851.50	17,712.88
319	11.15 11:00:00	0:15:00	1,973.07	493.27	11,994.56	2,998.64	71,063.05	17,765.76
319	11.15 11:15:00	0:15:00	1,781.72	445.43	12,156.72	3,039.18	71,092.24	17,773.06
319	11.15 11:30:00	0:15:00	1,283.78	320.94	12,220.09	3,055.02	71,526.82	17,881.71
319	11.15 11:45:00	0:15:00	915.81	228.95	12,388.73	3,097.18	71,726.15	17,931.54
319	11.15 12:00:00	0:15:00	568.30	142.07	12,473.05	3,118.26	71,989.34	17,997.33
319	11.15 12:15:00	0:15:00	406.64	101.66	12,670.38	3,167.60	71,953.66	17,988.42
319	11.15 12:30:00	0:15:00	233.51	58.38	12,780.90	3,195.22	72,016.28	18,004.07
319	11.15 12:45:00	0:15:00	131.47	32.87	13,073.03	3,268.26	71,826.18	17,956.55
319	11.15 13:00:00	0:15:00	813.03	203.26	13,274.10	3,318.53	70,943.56	17,735.89
319	11.15 13:15:00	0:15:00	1,684.43	421.11	13,660.53	3,415.13	69,685.72	17,421.43
319	11.15 13:30:00	0:15:00	2,687.80	671.95	14,005.80	3,501.45	68,337.08	17,084.27
319	11.15 13:45:00	0:15:00	3,829.38	957.35	14,509.23	3,627.31	66,692.07	16,673.02
319	11.15 14:00:00	0:15:00	5,096.69	1,274.17	14,874.96	3,718.74	65,059.03	16,264.76
319	11.15 14:15:00	0:15:00	6,645.41	1,661.35	15,419.05	3,854.76	62,966.22	15,741.56
319	11.15 14:30:00	0:15:00	8,418.65	2,104.66	15,783.53	3,945.88	60,828.51	15,207.13
319	11.15 14:45:00	0:15:00	9,996.30	2,499.08	16,400.22	4,100.06	58,634.16	14,658.54
319	11.15 15:00:00	0:15:00	11,273.34	2,818.34	16,949.06	4,237.26	56,808.28	14,202.07
319	11.15 15:15:00	0:15:00	14,879.70	3,719.92	17,575.73	4,393.93	52,575.26	13,143.81
319	11.15 15:30:00	0:15:00	20,637.74	5,159.43	17,943.20	4,485.80	46,449.75	11,612.44
319	11.15 15:45:00	0:13:48	29,432.58	6,769.49	18,071.93	4,156.54	37,526.17	8,631.02
319	11.15 15:57:36	0:06:36	40,141.87	4,415.61	17,173.83	1,889.12	27,714.98	3,048.65
326	11.22 07:57:36	0:01:12	17,391.62	347.83	6,553.35	131.07	61,085.71	1,221.71
326	11.22 08:00:00	0:09:00	18,002.82	2,700.42	6,141.23	921.18	60,886.63	9,133.00
326	11.22 08:15:00	0:15:00	22,209.65	5,552.41	3,896.99	974.25	58,924.04	14,731.01
326	11.22 08:30:00	0:15:00	22,734.79	5,683.70	2,429.10	607.28	59,866.80	14,966.70
326	11.22 08:45:00	0:15:00	18,302.19	4,575.55	3,916.69	979.17	62,811.80	15,702.95
326	11.22 09:00:00	0:15:00	13,810.71	3,452.68	5,506.57	1,376.64	65,713.40	16,428.35
326	11.22 09:15:00	0:15:00	10,969.99	2,742.50	6,875.67	1,718.92	67,185.03	16,796.26
326	11.22 09:30:00	0:15:00	8,634.19	2,158.55	8,353.79	2,088.45	68,042.71	17,010.68
326	11.22 09:45:00	0:15:00	7,057.04	1,764.26	9,615.86	2,403.97	68,357.79	17,089.45
326	11.22 10:00:00	0:15:00	5,675.96	1,418.99	10,629.21	2,657.30	68,725.51	17,181.38
326	11.22 10:15:00	0:15:00	4,900.61	1,225.15	11,290.31	2,822.58	68,839.77	17,209.94
326	11.22 10:30:00	0:15:00	4,122.76	1,030.69	11,678.24	2,919.56	69,229.69	17,307.42
326	11.22 10:45:00	0:15:00	3,668.22	917.06	12,051.94	3,012.99	69,310.52	17,327.63
326	11.22 11:00:00	0:15:00	3,163.54	790.89	12,315.13	3,078.78	69,552.01	17,388.00
326	11.22 11:15:00	0:15:00	2,849.96	712.49	12,554.88	3,138.72	69,625.85	17,406.46
326	11.22 11:30:00	0:15:00	2,160.17	540.04	12,724.52	3,181.13	70,146.00	17,536.50
326	11.22 11:45:00	0:15:00	1,652.50	413.12	12,974.74	3,243.68	70,403.45	17,600.86
326	11.22 12:00:00	0:15:00	1,164.28	291.07	13,127.66	3,281.92	70,738.74	17,684.69
326	11.22 12:15:00	0:15:00	904.08	226.02	13,417.30	3,354.32	70,709.30	17,677.33
326	11.22 12:30:00	0:15:00	604.47	151.12	13,613.13	3,403.28	70,813.08	17,703.27
326	11.22 12:45:00	0:15:00	450.30	112.57	13,978.86	3,494.71	70,601.53	17,650.38
326	11.22 13:00:00	0:15:00	1,110.89	277.72	14,260.76	3,565.19	69,659.03	17,414.76
326	11.22 13:15:00	0:15:00	1,892.74	473.18	14,793.38	3,698.35	68,344.57	17,086.14
326	11.22 13:30:00	0:15:00	2,891.62	722.90	15,185.30	3,796.32	66,953.77	16,738.44
326	11.22 13:45:00	0:15:00	4,103.30	1,025.83	15,728.65	3,932.16	65,198.74	16,299.68
326	11.22 14:00:00	0:15:00	5,406.54	1,351.63	16,130.79	4,032.70	63,493.35	15,873.34





## MAY2020 1450 OWENS EXIST D FOR D 39 FT PROPOSED - Ballpark

DayNum	Date+Time	Duration	ExSF	ExSFHr	NewSF	NewSFHr	SunnySF	SunnySFHr
326	11.22 14:15:00	0:15:00	7,038.57	1,759.64	16,698.34	4,174.59	61,293.77	15,323.44
326	11.22 14:30:00	0:15:00	8,883.66	2,220.92	17,134.17	4,283.54	59,012.86	14,753.21
326	11.22 14:45:00	0:15:00	10,323.11	2,580.78	17,802.00	4,450.50	56,905.57	14,226.39
326	11.22 15:00:00	0:15:00	11,976.85	2,994.21	18,384.76	4,596.19	54,669.07	13,667.27
326	11.22 15:15:00	0:15:00	16,328.37	4,082.09	19,052.10	4,763.02	49,650.21	12,412.55
326	11.22 15:30:00	0:15:00	22,788.92	5,697.23	19,443.27	4,860.82	42,798.49	10,699.62
326	11.22 15:45:00	0:12:00	32,371.85	6,474.37	19,349.72	3,869.94	33,309.11	6,661.82
326	11.22 15:54:00	0:04:48	40,287.07	3,222.97	18,562.39	1,484.99	26,181.23	2,094.50
333	11.29 08:04:12	0:05:24	20,053.23	1,804.79	5,979.57	538.16	58,997.89	5,309.81
333	11.29 08:15:00	0:12:36	23,204.29	4,872.90	4,217.56	885.69	57,608.83	12,097.86
333	11.29 08:30:00	0:15:00	26,051.26	6,512.81	2,592.00	648.00	56,387.42	14,096.86
333	11.29 08:45:00	0:15:00	23,633.38	5,908.35	2,627.93	656.98	58,769.37	14,692.34
333	11.29 09:00:00	0:15:00	17,166.35	4,291.59	5,397.80	1,349.45	62,466.53	15,616.63
333	11.29 09:15:00	0:15:00	13,753.58	3,438.40	6,654.64	1,663.66	64,622.46	16,155.62
333	11.29 09:30:00	0:15:00	10,798.10	2,699.53	8,045.44	2,011.36	66,187.14	16,546.79
333	11.29 09:45:00	0:15:00	8,954.01	2,238.50	9,421.27	2,355.32	66,655.40	16,663.85
333	11.29 10:00:00	0:15:00	7,340.18	1,835.05	10,525.93	2,631.48	67,164.57	16,791.14
333	11.29 10:15:00	0:15:00	6,407.66	1,601.92	11,273.09	2,818.27	67,349.93	16,837.48
333	11.29 10:30:00	0:15:00	5,474.14	1,368.54	11,762.31	2,940.58	67,794.23	16,948.56
333	11.29 10:45:00	0:15:00	4,907.59	1,226.90	12,224.33	3,056.08	67,898.76	16,974.69
333	11.29 11:00:00	0:15:00	4,304.62	1,076.16	12,563.11	3,140.78	68,162.95	17,040.74
333	11.29 11:15:00	0:15:00	3,826.14	956.53	12,876.44	3,219.11	68,328.10	17,082.03
333	11.29 11:30:00	0:15:00	2,972.20	743.05	13,134.90	3,283.72	68,923.59	17,230.90
333	11.29 11:45:00	0:15:00	2,374.96	593.74	13,443.99	3,361.00	69,211.73	17,302.93
333	11.29 12:00:00	0:15:00	1,805.92	451.48	13,674.25	3,418.56	69,550.51	17,387.63
333	11.29 12:15:00	0:15:00	1,399.78	349.95	14,026.01	3,506.50	69,604.89	17,401.22
333	11.29 12:30:00	0:15:00	970.69	242.67	14,313.90	3,578.47	69,746.09	17,436.52
333	11.29 12:45:00	0:15:00	807.04	201.76	14,738.00	3,684.50	69,485.65	17,371.41
333	11.29 13:00:00	0:15:00	1,367.85	341.96	15,100.98	3,775.24	68,561.86	17,140.46
333	11.29 13:15:00	0:15:00	2,101.29	525.32	15,660.04	3,915.01	67,269.35	16,817.34
333	11.29 13:30:00	0:15:00	3,083.96	770.99	16,153.49	4,038.37	65,793.23	16,448.31
333	11.29 13:45:00	0:15:00	4,236.27	1,059.07	16,744.74	4,186.19	64,049.67	16,012.42
333	11.29 14:00:00	0:15:00	5,610.35	1,402.59	17,181.56	4,295.39	62,238.77	15,559.69
333	11.29 14:15:00	0:15:00	7,282.81	1,820.70	17,759.34	4,439.84	59,988.54	14,997.13
333	11.29 14:30:00	0:15:00	9,129.64	2,282.41	18,235.83	4,558.96	57,665.21	14,416.30
333	11.29 14:45:00	0:15:00	10,497.24	2,624.31	18,960.54	4,740.14	55,572.90	13,893.23
333	11.29 15:00:00	0:15:00	12,571.59	3,142.90	19,590.21	4,897.55	52,868.89	13,217.22
333	11.29 15:15:00	0:15:00	17,248.42	4,312.11	20,274.76	5,068.69	47,507.50	11,876.88
333	11.29 15:30:00	0:15:00	24,059.73	6,014.93	20,603.81	5,150.95	40,367.15	10,091.79
333	11.29 15:45:00	0:10:48	34,453.94	6,201.71	20,415.96	3,674.87	30,160.79	5,428.94
333	11.29 15:51:36	0:03:00	40,603.40	2,030.17	19,696.48	984.82	24,730.81	1,236.54
340	12.06 08:10:12	0:02:24	22,000.60	880.02	5,528.53	221.14	57,501.56	2,300.06
340	12.06 08:15:00	0:10:12	23,381.17	3,974.80	4,701.03	799.18	56,948.48	9,681.24
340	12.06 08:30:00	0:15:00	27,519.39	6,879.85	2,837.73	709.43	54,673.56	13,668.39
340	12.06 08:45:00	0:15:00	28,192.22	7,048.05	1,558.20	389.55	55,280.27	13,820.07
340	12.06 09:00:00	0:15:00	20,504.52	5,126.13	4,998.90	1,249.73	59,527.27	14,881.82
340	12.06 09:15:00	0:15:00	16,336.36	4,084.09	6,496.97	1,624.24	62,197.35	15,549.34
340	12.06 09:30:00	0:15:00	13,205.50	3,301.37	7,912.72	1,978.18	63,912.47	15,978.12



## MAY2020 1450 OWENS EXIST D FOR D 39 FT PROPOSED - Ballpark

DayNum	Date+Time	Duration	ExSF	ExSFHr	NewSF	NewSFHr	SunnySF	SunnySFHr
340	12.06 09:45:00	0:15:00	10,742.47	2,685.62	9,232.67	2,308.17	65,055.54	16,263.89
340	12.06 10:00:00	0:15:00	8,809.07	2,202.27	10,419.65	2,604.91	65,801.96	16,450.49
340	12.06 10:15:00	0:15:00	7,716.14	1,929.03	11,276.84	2,819.21	66,037.71	16,509.43
340	12.06 10:30:00	0:15:00	6,646.41	1,661.60	11,774.53	2,943.63	66,609.75	16,652.44
340	12.06 10:45:00	0:15:00	5,994.29	1,498.57	12,311.14	3,077.79	66,725.25	16,681.31
340	12.06 11:00:00	0:15:00	5,257.60	1,314.40	12,722.52	3,180.63	67,050.56	16,762.64
340	12.06 11:15:00	0:15:00	4,687.81	1,171.95	13,105.71	3,276.43	67,237.17	16,809.29
340	12.06 11:30:00	0:15:00	3,728.34	932.09	13,430.52	3,357.63	67,871.82	16,967.96
340	12.06 11:45:00	0:15:00	2,961.22	740.31	13,799.24	3,449.81	68,270.22	17,067.56
340	12.06 12:00:00	0:15:00	2,231.02	557.76	14,088.87	3,522.22	68,710.79	17,177.70
340	12.06 12:15:00	0:15:00	1,790.45	447.61	14,473.31	3,618.33	68,766.92	17,191.73
340	12.06 12:30:00	0:15:00	1,320.45	330.11	14,774.92	3,693.73	68,935.31	17,233.83
340	12.06 12:45:00	0:15:00	1,053.02	263.25	15,256.90	3,814.22	68,720.77	17,180.19
340	12.06 13:00:00	0:15:00	1,563.93	390.98	15,672.27	3,918.07	67,794.48	16,948.62
340	12.06 13:15:00	0:15:00	2,225.53	556.38	16,274.74	4,068.68	66,530.41	16,632.60
340	12.06 13:30:00	0:15:00	3,098.68	774.67	16,828.31	4,207.08	65,103.69	16,275.92
340	12.06 13:45:00	0:15:00	4,257.22	1,064.31	17,493.40	4,373.35	63,280.06	15,820.01
340	12.06 14:00:00	0:15:00	5,656.01	1,414.00	17,951.68	4,487.92	61,423.00	15,355.75
340	12.06 14:15:00	0:15:00	7,316.24	1,829.06	18,539.19	4,634.80	59,175.26	14,793.82
340	12.06 14:30:00	0:15:00	9,159.33	2,289.83	19,010.94	4,752.73	56,860.42	14,215.11
340	12.06 14:45:00	0:15:00	10,536.66	2,634.16	19,799.76	4,949.94	54,694.26	13,673.57
340	12.06 15:00:00	0:15:00	12,809.09	3,202.27	20,458.62	5,114.65	51,762.98	12,940.75
340	12.06 15:15:00	0:15:00	17,607.91	4,401.98	21,144.91	5,286.23	46,277.86	11,569.47
340	12.06 15:30:00	0:15:00	24,530.48	6,132.62	21,498.41	5,374.60	39,001.79	9,750.45
340	12.06 15:45:00	0:10:12	35,095.83	5,966.29	21,272.64	3,616.35	28,662.22	4,872.58
340	12.06 15:51:00	0:03:00	40,741.60	2,037.08	20,552.42	1,027.62	23,736.66	1,186.83
347	12.13 08:15:36	0:07:12	23,206.04	2,784.73	5,268.83	632.26	56,555.82	6,786.70
347	12.13 08:30:00	0:15:00	27,306.84	6,826.71	3,171.03	792.76	54,552.81	13,638.20
347	12.13 08:45:00	0:15:00	30,307.73	7,576.93	1,752.78	438.20	52,970.17	13,242.54
347	12.13 09:00:00	0:15:00	23,670.80	5,917.70	4,334.56	1,083.64	57,025.32	14,256.33
347	12.13 09:15:00	0:15:00	18,425.43	4,606.36	6,364.25	1,591.06	60,241.00	15,060.25
347	12.13 09:30:00	0:15:00	15,083.76	3,770.94	7,780.25	1,945.06	62,166.67	15,541.67
347	12.13 09:45:00	0:15:00	12,373.76	3,093.44	9,101.95	2,275.49	63,554.97	15,888.74
347	12.13 10:00:00	0:15:00	10,043.20	2,510.80	10,265.98	2,566.50	64,721.50	16,180.38
347	12.13 10:15:00	0:15:00	8,787.86	2,196.97	11,237.67	2,809.42	65,005.15	16,251.29
347	12.13 10:30:00	0:15:00	7,520.55	1,880.14	11,756.57	2,939.14	65,753.56	16,438.39
347	12.13 10:45:00	0:15:00	6,822.78	1,705.70	12,304.16	3,076.04	65,903.74	16,475.94
347	12.13 11:00:00	0:15:00	6,009.01	1,502.25	12,781.65	3,195.41	66,240.03	16,560.01
347	12.13 11:15:00	0:15:00	5,353.15	1,338.29	13,218.47	3,304.62	66,459.07	16,614.77
347	12.13 11:30:00	0:15:00	4,316.10	1,079.02	13,563.24	3,390.81	67,151.35	16,787.84
347	12.13 11:45:00	0:15:00	3,470.89	867.72	13,972.12	3,493.03	67,587.67	16,896.92
347	12.13 12:00:00	0:15:00	2,659.11	664.78	14,259.76	3,564.94	68,111.81	17,027.95
347	12.13 12:15:00	0:15:00	2,142.96	535.74	14,694.59	3,673.65	68,193.14	17,048.28
347	12.13 12:30:00	0:15:00	1,598.86	399.72	15,021.40	3,755.35	68,410.43	17,102.61
347	12.13 12:45:00	0:15:00	1,207.94	301.99	15,540.54	3,885.14	68,282.20	17,070.55
347	12.13 13:00:00	0:15:00	1,600.61	400.15	15,974.87	3,993.72	67,455.20	16,863.80
347	12.13 13:15:00	0:15:00	2,250.23	562.56	16,605.54	4,151.38	66,174.92	16,543.73
347	12.13 13:30:00	0:15:00	3,068.99	767.25	17,200.28	4,300.07	64,761.42	16,190.35



## MAY2020 1450 OWENS EXIST D FOR D 39 FT PROPOSED - Ballpark

DayNum	Date+Time	Duration	ExSF	ExSFHr	NewSF	NewSFHr	SunnySF	SunnySFHr
347	12.13 13:45:00	0:15:00	4,125.25	1,031.31	17,920.50	4,480.12	62,984.93	15,746.23
347	12.13 14:00:00	0:15:00	5,504.33	1,376.08	18,347.34	4,586.84	61,179.01	15,294.75
347	12.13 14:15:00	0:15:00	7,190.25	1,797.56	18,984.99	4,746.25	58,855.44	14,713.86
347	12.13 14:30:00	0:15:00	9,034.34	2,258.59	19,461.73	4,865.43	56,534.61	14,133.65
347	12.13 14:45:00	0:15:00	10,454.08	2,613.52	20,261.28	5,065.32	54,315.32	13,578.83
347	12.13 15:00:00	0:15:00	12,579.32	3,144.83	20,922.88	5,230.72	51,528.48	12,882.12
347	12.13 15:15:00	0:15:00	17,256.16	4,314.04	21,658.82	5,414.71	46,115.71	11,528.93
347	12.13 15:30:00	0:15:00	23,958.44	5,989.61	22,035.27	5,508.82	39,036.97	9,759.24
347	12.13 15:45:00	0:10:48	34,213.95	6,158.51	21,935.73	3,948.43	28,881.00	5,198.58
347	12.13 15:52:11	0:03:36	41,076.89	2,464.61	21,072.06	1,264.32	22,881.73	1,372.90
354	12.20 08:19:48	0:04:48	23,664.07	1,893.13	5,145.09	411.61	56,221.53	4,497.72
354	12.20 08:30:00	0:12:36	26,559.68	5,577.53	3,591.38	754.19	54,879.62	11,524.72
354	12.20 08:45:00	0:15:00	30,655.74	7,663.94	2,013.73	503.43	52,361.21	13,090.30
354	12.20 09:00:00	0:15:00	26,912.43	6,728.11	2,881.39	720.35	55,236.86	13,809.22
354	12.20 09:15:00	0:15:00	19,822.96	4,955.74	6,250.00	1,562.50	58,957.72	14,739.43
354	12.20 09:30:00	0:15:00	16,278.73	4,069.68	7,521.80	1,880.45	61,230.15	15,307.54
354	12.20 09:45:00	0:15:00	13,494.63	3,373.66	8,904.87	2,226.22	62,631.18	15,657.80
354	12.20 10:00:00	0:15:00	10,854.23	2,713.56	10,052.68	2,513.17	64,123.77	16,030.94
354	12.20 10:15:00	0:15:00	9,388.34	2,347.09	11,096.22	2,774.06	64,546.12	16,136.53
354	12.20 10:30:00	0:15:00	8,064.15	2,016.04	11,696.45	2,924.11	65,270.09	16,317.52
354	12.20 10:45:00	0:15:00	7,243.64	1,810.91	12,218.59	3,054.65	65,568.45	16,392.11
354	12.20 11:00:00	0:15:00	6,428.62	1,607.15	12,737.24	3,184.31	65,864.83	16,466.21
354	12.20 11:15:00	0:15:00	5,736.83	1,434.21	13,195.27	3,298.82	66,098.58	16,524.65
354	12.20 11:30:00	0:15:00	4,706.77	1,176.69	13,568.48	3,392.12	66,755.44	16,688.86
354	12.20 11:45:00	0:15:00	3,796.45	949.11	13,984.10	3,496.02	67,250.14	16,812.53
354	12.20 12:00:00	0:15:00	2,923.80	730.95	14,284.46	3,571.11	67,822.42	16,955.61
354	12.20 12:15:00	0:15:00	2,353.76	588.44	14,729.27	3,682.32	67,947.66	16,986.92
354	12.20 12:30:00	0:15:00	1,792.70	448.18	15,061.31	3,765.33	68,176.67	17,044.17
354	12.20 12:45:00	0:15:00	1,330.93	332.73	15,587.20	3,896.80	68,112.56	17,028.14
354	12.20 13:00:00	0:15:00	1,612.33	403.08	16,020.53	4,005.13	67,397.82	16,849.46
354	12.20 13:15:00	0:15:00	2,167.90	541.98	16,648.69	4,162.17	66,214.08	16,553.52
354	12.20 13:30:00	0:15:00	2,918.81	729.70	17,236.70	4,309.17	64,875.17	16,218.79
354	12.20 13:45:00	0:15:00	3,936.40	984.10	18,000.58	4,500.14	63,093.70	15,773.43
354	12.20 14:00:00	0:15:00	5,251.36	1,312.84	18,471.08	4,617.77	61,308.24	15,327.06
354	12.20 14:15:00	0:15:00	6,853.97	1,713.49	19,081.79	4,770.45	59,094.93	14,773.73
354	12.20 14:30:00	0:15:00	8,707.04	2,176.76	19,548.30	4,887.07	56,775.35	14,193.84
354	12.20 14:45:00	0:15:00	10,268.47	2,567.12	20,337.37	5,084.34	54,424.84	13,606.21
354	12.20 15:00:00	0:15:00	12,067.41	3,016.85	20,993.98	5,248.50	51,969.29	12,992.32
354	12.20 15:15:00	0:15:00	16,357.56	4,089.39	21,756.61	5,439.15	46,916.51	11,729.13
354	12.20 15:30:00	0:15:00	22,609.55	5,652.39	22,188.95	5,547.24	40,232.18	10,058.05
354	12.20 15:45:00	0:12:36	32,310.98	6,785.31	22,292.73	4,681.47	30,426.98	6,389.67
354	12.20 15:54:36	0:04:48	40,937.44	3,275.00	21,282.12	1,702.57	22,811.13	1,824.89
			5,891,940.89	1,244,138.76	5,504,161.96	1,308,647.32	86,049,058.02	20,884,220.58



1450 Owens Street UPDATED  
Proposed Scenario  
Exhibit B.2  
Quantitative Results  
Mission Commons



## MAY2020 1450 OWENS EXIST D FOR D 39 FT PROPOSED - Mission Commons

### Summary of Results

FastCast Annualized Net New Shadow	0.00 Sq ft hrs
Theoretical Annual Available Sunlight (TAAS), based on City's TAAS Factor	1,037,005,152.82 Sq ft hrs
<b>Annual Shadow Increase as a Percentage of TAAS</b>	<b>0.00000%</b>

Mission Commons Park Area	278,659.95 GIS
---------------------------	----------------



## MAY2020 1450 OWENS EXIST D FOR D 39 FT PROPOSED - Mission Commons

DayNum	Date+Time	Duration	ExSF	ExSFHr	NewSF	NewSFHr	SunnySF	SunnySFHr
172	06.21 06:46:48	0:06:36	184,749.38	20,322.43	0.00	0.00	93,910.57	10,330.16
172	06.21 07:00:00	0:13:48	147,581.07	33,943.65	0.00	0.00	131,078.89	30,148.15
172	06.21 07:15:00	0:15:00	107,551.54	26,887.89	0.00	0.00	171,108.42	42,777.10
172	06.21 07:30:00	0:15:00	62,469.67	15,617.42	0.00	0.00	216,190.28	54,047.57
172	06.21 07:45:00	0:15:00	29,821.32	7,455.33	0.00	0.00	248,838.64	62,209.66
172	06.21 08:00:00	0:15:00	12,833.42	3,208.36	0.00	0.00	265,826.54	66,456.63
172	06.21 08:15:00	0:15:00	5,011.92	1,252.98	0.00	0.00	273,648.03	68,412.01
172	06.21 08:30:00	0:15:00	2,324.59	581.15	0.00	0.00	276,335.36	69,083.84
172	06.21 08:45:00	0:15:00	2,124.77	531.19	0.00	0.00	276,535.19	69,133.80
172	06.21 09:00:00	0:15:00	1,983.07	495.77	0.00	0.00	276,676.89	69,169.22
172	06.21 09:15:00	0:15:00	1,911.72	477.93	0.00	0.00	276,748.24	69,187.06
172	06.21 09:30:00	0:15:00	1,866.56	466.64	0.00	0.00	276,793.39	69,198.35
172	06.21 09:45:00	0:15:00	1,821.66	455.41	0.00	0.00	276,838.30	69,209.58
172	06.21 10:00:00	0:15:00	1,775.00	443.75	0.00	0.00	276,884.95	69,221.24
172	06.21 10:15:00	0:15:00	1,735.34	433.83	0.00	0.00	276,924.62	69,231.15
172	06.21 10:30:00	0:15:00	1,696.42	424.11	0.00	0.00	276,963.53	69,240.88
172	06.21 10:45:00	0:15:00	1,657.00	414.25	0.00	0.00	277,002.95	69,250.74
172	06.21 11:00:00	0:15:00	1,616.09	404.02	0.00	0.00	277,043.87	69,260.97
172	06.21 11:15:00	0:15:00	1,579.42	394.85	0.00	0.00	277,080.54	69,270.13
172	06.21 11:30:00	0:15:00	1,536.51	384.13	0.00	0.00	277,123.45	69,280.86
172	06.21 11:45:00	0:15:00	1,496.34	374.09	0.00	0.00	277,163.61	69,290.90
172	06.21 12:00:00	0:15:00	1,447.45	361.86	0.00	0.00	277,212.51	69,303.13
172	06.21 12:15:00	0:15:00	1,407.03	351.76	0.00	0.00	277,252.92	69,313.23
172	06.21 12:30:00	0:15:00	1,356.89	339.22	0.00	0.00	277,303.07	69,325.77
172	06.21 12:45:00	0:15:00	1,314.23	328.56	0.00	0.00	277,345.73	69,336.43
172	06.21 13:00:00	0:15:00	1,261.84	315.46	0.00	0.00	277,398.12	69,349.53
172	06.21 13:15:00	0:15:00	1,283.29	320.82	0.00	0.00	277,376.66	69,344.17
172	06.21 13:30:00	0:15:00	1,288.78	322.20	0.00	0.00	277,371.17	69,342.79
172	06.21 13:45:00	0:15:00	1,326.70	331.68	0.00	0.00	277,333.25	69,333.31
172	06.21 14:00:00	0:15:00	1,356.64	339.16	0.00	0.00	277,303.32	69,325.83
172	06.21 14:15:00	0:15:00	1,390.82	347.70	0.00	0.00	277,269.14	69,317.29
172	06.21 14:30:00	0:15:00	1,417.26	354.32	0.00	0.00	277,242.70	69,310.67
172	06.21 14:45:00	0:15:00	1,456.43	364.11	0.00	0.00	277,203.53	69,300.88
172	06.21 15:00:00	0:15:00	1,487.11	371.78	0.00	0.00	277,172.84	69,293.21
172	06.21 15:15:00	0:15:00	1,520.04	380.01	0.00	0.00	277,139.91	69,284.98
172	06.21 15:30:00	0:15:00	1,550.48	387.62	0.00	0.00	277,109.48	69,277.37
172	06.21 15:45:00	0:15:00	1,582.66	395.67	0.00	0.00	277,077.29	69,269.32
172	06.21 16:00:00	0:15:00	1,609.10	402.28	0.00	0.00	277,050.85	69,262.71
172	06.21 16:15:00	0:15:00	1,637.54	409.39	0.00	0.00	277,022.41	69,255.60
172	06.21 16:30:00	0:15:00	1,682.45	420.61	0.00	0.00	276,977.51	69,244.38
172	06.21 16:45:00	0:15:00	1,782.49	445.62	0.00	0.00	276,877.47	69,219.37
172	06.21 17:00:00	0:15:00	1,921.94	480.49	0.00	0.00	276,738.01	69,184.50
172	06.21 17:15:00	0:15:00	2,070.38	517.60	0.00	0.00	276,589.57	69,147.39
172	06.21 17:30:00	0:15:00	3,900.02	975.01	0.00	0.00	274,759.93	68,689.98
172	06.21 17:45:00	0:15:00	11,917.10	2,979.28	0.00	0.00	266,742.85	66,685.71
172	06.21 18:00:00	0:15:00	24,261.30	6,065.33	0.00	0.00	254,398.65	63,599.66
172	06.21 18:15:00	0:15:00	42,787.46	10,696.86	0.00	0.00	235,872.50	58,968.12
172	06.21 18:30:00	0:15:00	70,934.06	17,733.52	0.00	0.00	207,725.89	51,931.47
172	06.21 18:45:00	0:15:00	108,030.78	27,007.69	0.00	0.00	170,629.18	42,657.29
172	06.21 19:00:00	0:15:00	143,770.11	35,942.53	0.00	0.00	134,889.85	33,722.46
172	06.21 19:15:00	0:18:00	176,852.79	53,055.84	0.00	0.00	101,807.16	30,542.15
172	06.21 19:36:00	0:10:48	231,160.69	41,608.92	0.00	0.00	47,499.26	8,549.87





## MAY2020 1450 OWENS EXIST D FOR D 39 FT PROPOSED - Mission Commons

DayNum	Date+Time	Duration	ExSF	ExSFHr	NewSF	NewSFHr	SunnySF	SunnySFHr
179	06.28 06:48:35	0:06:00	183,308.92	18,330.89	0.00	0.00	95,351.03	9,535.10
179	06.28 07:00:00	0:13:12	151,675.68	33,368.65	0.00	0.00	126,984.28	27,936.54
179	06.28 07:15:00	0:15:00	112,088.96	28,022.24	0.00	0.00	166,570.99	41,642.75
179	06.28 07:30:00	0:15:00	65,354.59	16,338.65	0.00	0.00	213,305.37	53,326.34
179	06.28 07:45:00	0:15:00	32,048.62	8,012.16	0.00	0.00	246,611.34	61,652.83
179	06.28 08:00:00	0:15:00	13,668.41	3,417.10	0.00	0.00	264,991.55	66,247.89
179	06.28 08:15:00	0:15:00	5,312.54	1,328.14	0.00	0.00	273,347.42	68,336.85
179	06.28 08:30:00	0:15:00	2,348.79	587.20	0.00	0.00	276,311.16	69,077.79
179	06.28 08:45:00	0:15:00	2,144.97	536.24	0.00	0.00	276,514.98	69,128.75
179	06.28 09:00:00	0:15:00	1,996.29	499.07	0.00	0.00	276,663.67	69,165.92
179	06.28 09:15:00	0:15:00	1,924.19	481.05	0.00	0.00	276,735.77	69,183.94
179	06.28 09:30:00	0:15:00	1,879.04	469.76	0.00	0.00	276,780.92	69,195.23
179	06.28 09:45:00	0:15:00	1,832.88	458.22	0.00	0.00	276,827.07	69,206.77
179	06.28 10:00:00	0:15:00	1,783.24	445.81	0.00	0.00	276,876.72	69,219.18
179	06.28 10:15:00	0:15:00	1,745.32	436.33	0.00	0.00	276,914.64	69,228.66
179	06.28 10:30:00	0:15:00	1,705.15	426.29	0.00	0.00	276,954.80	69,238.70
179	06.28 10:45:00	0:15:00	1,664.99	416.25	0.00	0.00	276,994.97	69,248.74
179	06.28 11:00:00	0:15:00	1,623.32	405.83	0.00	0.00	277,036.63	69,259.16
179	06.28 11:15:00	0:15:00	1,588.15	397.04	0.00	0.00	277,071.81	69,267.95
179	06.28 11:30:00	0:15:00	1,546.24	386.56	0.00	0.00	277,113.72	69,278.43
179	06.28 11:45:00	0:15:00	1,504.33	376.08	0.00	0.00	277,155.63	69,288.91
179	06.28 12:00:00	0:15:00	1,455.68	363.92	0.00	0.00	277,204.28	69,301.07
179	06.28 12:15:00	0:15:00	1,413.77	353.44	0.00	0.00	277,246.19	69,311.55
179	06.28 12:30:00	0:15:00	1,364.62	341.16	0.00	0.00	277,295.33	69,323.83
179	06.28 12:45:00	0:15:00	1,321.96	330.49	0.00	0.00	277,337.99	69,334.50
179	06.28 13:00:00	0:15:00	1,268.57	317.14	0.00	0.00	277,391.38	69,347.85
179	06.28 13:15:00	0:15:00	1,281.55	320.39	0.00	0.00	277,378.41	69,344.60
179	06.28 13:30:00	0:15:00	1,287.28	321.82	0.00	0.00	277,372.67	69,343.17
179	06.28 13:45:00	0:15:00	1,328.70	332.17	0.00	0.00	277,331.26	69,332.82
179	06.28 14:00:00	0:15:00	1,355.14	338.79	0.00	0.00	277,304.81	69,326.20
179	06.28 14:15:00	0:15:00	1,391.56	347.89	0.00	0.00	277,268.39	69,317.10
179	06.28 14:30:00	0:15:00	1,418.26	354.56	0.00	0.00	277,241.70	69,310.42
179	06.28 14:45:00	0:15:00	1,455.43	363.86	0.00	0.00	277,204.53	69,301.13
179	06.28 15:00:00	0:15:00	1,486.86	371.72	0.00	0.00	277,173.09	69,293.27
179	06.28 15:15:00	0:15:00	1,522.04	380.51	0.00	0.00	277,137.92	69,284.48
179	06.28 15:30:00	0:15:00	1,550.48	387.62	0.00	0.00	277,109.48	69,277.37
179	06.28 15:45:00	0:15:00	1,584.66	396.16	0.00	0.00	277,075.30	69,268.83
179	06.28 16:00:00	0:15:00	1,612.10	403.03	0.00	0.00	277,047.86	69,261.96
179	06.28 16:15:00	0:15:00	1,639.79	409.95	0.00	0.00	277,020.17	69,255.04
179	06.28 16:30:00	0:15:00	1,674.47	418.62	0.00	0.00	276,985.49	69,246.37
179	06.28 16:45:00	0:15:00	1,768.52	442.13	0.00	0.00	276,891.44	69,222.86
179	06.28 17:00:00	0:15:00	1,908.47	477.12	0.00	0.00	276,751.48	69,187.87
179	06.28 17:15:00	0:15:00	2,053.92	513.48	0.00	0.00	276,606.04	69,151.51
179	06.28 17:30:00	0:15:00	3,240.41	810.10	0.00	0.00	275,419.54	68,854.89
179	06.28 17:45:00	0:15:00	10,575.18	2,643.80	0.00	0.00	268,084.77	67,021.19
179	06.28 18:00:00	0:15:00	22,430.42	5,607.60	0.00	0.00	256,229.54	64,057.39
179	06.28 18:15:00	0:15:00	39,956.93	9,989.23	0.00	0.00	238,703.02	59,675.76
179	06.28 18:30:00	0:15:00	67,005.85	16,751.46	0.00	0.00	211,654.10	52,913.53
179	06.28 18:45:00	0:15:00	103,522.54	25,880.64	0.00	0.00	175,137.41	43,784.35
179	06.28 19:00:00	0:15:00	140,636.72	35,159.18	0.00	0.00	138,023.24	34,505.81
179	06.28 19:15:00	0:18:00	173,474.92	52,042.48	0.00	0.00	105,185.03	31,555.51
179	06.28 19:36:36	0:10:48	230,760.29	41,536.85	0.00	0.00	47,899.67	8,621.94



## MAY2020 1450 OWENS EXIST D FOR D 39 FT PROPOSED - Mission Commons

DayNum	Date+Time	Duration	ExSF	ExSFHr	NewSF	NewSFHr	SunnySF	SunnySFHr
186	07.05 06:52:12	0:03:36	178,124.61	10,687.48	0.00	0.00	100,535.34	6,032.12
186	07.05 07:00:00	0:11:24	155,273.08	29,501.89	0.00	0.00	123,386.87	23,443.51
186	07.05 07:15:00	0:15:00	116,162.87	29,040.72	0.00	0.00	162,497.09	40,624.27
186	07.05 07:30:00	0:15:00	66,451.02	16,612.76	0.00	0.00	212,208.93	53,052.23
186	07.05 07:45:00	0:15:00	33,052.50	8,263.13	0.00	0.00	245,607.45	61,401.86
186	07.05 08:00:00	0:15:00	13,779.67	3,444.92	0.00	0.00	264,880.28	66,220.07
186	07.05 08:15:00	0:15:00	5,044.85	1,261.21	0.00	0.00	273,615.10	68,403.78
186	07.05 08:30:00	0:15:00	2,371.00	592.75	0.00	0.00	276,288.96	69,072.24
186	07.05 08:45:00	0:15:00	2,159.44	539.86	0.00	0.00	276,500.51	69,125.13
186	07.05 09:00:00	0:15:00	2,018.49	504.62	0.00	0.00	276,641.46	69,160.37
186	07.05 09:15:00	0:15:00	1,948.14	487.04	0.00	0.00	276,711.82	69,177.95
186	07.05 09:30:00	0:15:00	1,899.24	474.81	0.00	0.00	276,760.71	69,190.18
186	07.05 09:45:00	0:15:00	1,853.34	463.34	0.00	0.00	276,806.62	69,201.65
186	07.05 10:00:00	0:15:00	1,804.44	451.11	0.00	0.00	276,855.51	69,213.88
186	07.05 10:15:00	0:15:00	1,765.28	441.32	0.00	0.00	276,894.68	69,223.67
186	07.05 10:30:00	0:15:00	1,723.11	430.78	0.00	0.00	276,936.84	69,234.21
186	07.05 10:45:00	0:15:00	1,682.20	420.55	0.00	0.00	276,977.75	69,244.44
186	07.05 11:00:00	0:15:00	1,640.54	410.14	0.00	0.00	277,019.42	69,254.85
186	07.05 11:15:00	0:15:00	1,605.36	401.34	0.00	0.00	277,054.59	69,263.65
186	07.05 11:30:00	0:15:00	1,560.71	390.18	0.00	0.00	277,099.25	69,274.81
186	07.05 11:45:00	0:15:00	1,519.79	379.95	0.00	0.00	277,140.16	69,285.04
186	07.05 12:00:00	0:15:00	1,471.15	367.79	0.00	0.00	277,188.81	69,297.20
186	07.05 12:15:00	0:15:00	1,428.74	357.18	0.00	0.00	277,231.22	69,307.81
186	07.05 12:30:00	0:15:00	1,378.34	344.59	0.00	0.00	277,281.61	69,320.40
186	07.05 12:45:00	0:15:00	1,334.19	333.55	0.00	0.00	277,325.77	69,331.44
186	07.05 13:00:00	0:15:00	1,280.80	320.20	0.00	0.00	277,379.16	69,344.79
186	07.05 13:15:00	0:15:00	1,294.27	323.57	0.00	0.00	277,365.69	69,341.42
186	07.05 13:30:00	0:15:00	1,293.77	323.44	0.00	0.00	277,366.19	69,341.55
186	07.05 13:45:00	0:15:00	1,335.43	333.86	0.00	0.00	277,324.52	69,331.13
186	07.05 14:00:00	0:15:00	1,358.38	339.60	0.00	0.00	277,301.57	69,325.39
186	07.05 14:15:00	0:15:00	1,398.80	349.70	0.00	0.00	277,261.16	69,315.29
186	07.05 14:30:00	0:15:00	1,426.49	356.62	0.00	0.00	277,233.47	69,308.37
186	07.05 14:45:00	0:15:00	1,467.40	366.85	0.00	0.00	277,192.55	69,298.14
186	07.05 15:00:00	0:15:00	1,494.85	373.71	0.00	0.00	277,165.11	69,291.28
186	07.05 15:15:00	0:15:00	1,531.27	382.82	0.00	0.00	277,128.69	69,282.17
186	07.05 15:30:00	0:15:00	1,560.21	390.05	0.00	0.00	277,099.75	69,274.94
186	07.05 15:45:00	0:15:00	1,594.39	398.60	0.00	0.00	277,065.57	69,266.39
186	07.05 16:00:00	0:15:00	1,623.32	405.83	0.00	0.00	277,036.63	69,259.16
186	07.05 16:15:00	0:15:00	1,652.76	413.19	0.00	0.00	277,007.19	69,251.80
186	07.05 16:30:00	0:15:00	1,678.46	419.62	0.00	0.00	276,981.50	69,245.37
186	07.05 16:45:00	0:15:00	1,760.04	440.01	0.00	0.00	276,899.92	69,224.98
186	07.05 17:00:00	0:15:00	1,893.75	473.44	0.00	0.00	276,766.20	69,191.55
186	07.05 17:15:00	0:15:00	2,034.96	508.74	0.00	0.00	276,625.00	69,156.25
186	07.05 17:30:00	0:15:00	2,402.68	600.67	0.00	0.00	276,257.28	69,064.32
186	07.05 17:45:00	0:15:00	8,692.91	2,173.23	0.00	0.00	269,967.05	67,491.76
186	07.05 18:00:00	0:15:00	19,973.35	4,993.34	0.00	0.00	258,686.60	64,671.65
186	07.05 18:15:00	0:15:00	36,569.08	9,142.27	0.00	0.00	242,090.88	60,522.72
186	07.05 18:30:00	0:15:00	62,732.37	15,683.09	0.00	0.00	215,927.59	53,981.90
186	07.05 18:45:00	0:15:00	98,372.91	24,593.23	0.00	0.00	180,287.05	45,071.76
186	07.05 19:00:00	0:15:00	137,097.94	34,274.48	0.00	0.00	141,562.02	35,390.50
186	07.05 19:15:00	0:18:00	170,601.74	51,180.52	0.00	0.00	108,058.22	32,417.47
186	07.05 19:36:00	0:10:48	228,677.43	41,161.94	0.00	0.00	49,982.52	8,996.85



## MAY2020 1450 OWENS EXIST D FOR D 39 FT PROPOSED - Mission Commons

DayNum	Date+Time	Duration	ExSF	ExSFHr	NewSF	NewSFHr	SunnySF	SunnySFHr
193	07.12 06:56:24	0:01:48	169,509.54	5,085.29	0.00	0.00	109,150.41	3,274.51
193	07.12 07:00:00	0:09:00	159,558.04	23,933.71	0.00	0.00	119,101.91	17,865.29
193	07.12 07:15:00	0:15:00	119,316.96	29,829.24	0.00	0.00	159,343.00	39,835.75
193	07.12 07:30:00	0:15:00	67,272.04	16,818.01	0.00	0.00	211,387.92	52,846.98
193	07.12 07:45:00	0:15:00	32,289.86	8,072.47	0.00	0.00	246,370.10	61,592.52
193	07.12 08:00:00	0:15:00	13,099.36	3,274.84	0.00	0.00	265,560.60	66,390.15
193	07.12 08:15:00	0:15:00	4,319.14	1,079.78	0.00	0.00	274,340.82	68,585.21
193	07.12 08:30:00	0:15:00	2,388.96	597.24	0.00	0.00	276,271.00	69,067.75
193	07.12 08:45:00	0:15:00	2,171.42	542.85	0.00	0.00	276,488.54	69,122.13
193	07.12 09:00:00	0:15:00	2,049.68	512.42	0.00	0.00	276,610.28	69,152.57
193	07.12 09:15:00	0:15:00	1,989.05	497.26	0.00	0.00	276,670.90	69,167.73
193	07.12 09:30:00	0:15:00	1,932.67	483.17	0.00	0.00	276,727.28	69,181.82
193	07.12 09:45:00	0:15:00	1,884.27	471.07	0.00	0.00	276,775.68	69,193.92
193	07.12 10:00:00	0:15:00	1,836.38	459.09	0.00	0.00	276,823.58	69,205.90
193	07.12 10:15:00	0:15:00	1,795.21	448.80	0.00	0.00	276,864.74	69,216.19
193	07.12 10:30:00	0:15:00	1,748.06	437.02	0.00	0.00	276,911.89	69,227.97
193	07.12 10:45:00	0:15:00	1,708.15	427.04	0.00	0.00	276,951.81	69,237.95
193	07.12 11:00:00	0:15:00	1,667.23	416.81	0.00	0.00	276,992.72	69,248.18
193	07.12 11:15:00	0:15:00	1,629.81	407.45	0.00	0.00	277,030.14	69,257.54
193	07.12 11:30:00	0:15:00	1,584.16	396.04	0.00	0.00	277,075.80	69,268.95
193	07.12 11:45:00	0:15:00	1,542.50	385.62	0.00	0.00	277,117.46	69,279.37
193	07.12 12:00:00	0:15:00	1,491.10	372.78	0.00	0.00	277,168.85	69,292.21
193	07.12 12:15:00	0:15:00	1,447.94	361.99	0.00	0.00	277,212.01	69,303.00
193	07.12 12:30:00	0:15:00	1,397.05	349.26	0.00	0.00	277,262.90	69,315.73
193	07.12 12:45:00	0:15:00	1,355.89	338.97	0.00	0.00	277,304.07	69,326.02
193	07.12 13:00:00	0:15:00	1,300.26	325.06	0.00	0.00	277,359.70	69,339.93
193	07.12 13:15:00	0:15:00	1,296.02	324.00	0.00	0.00	277,363.94	69,340.99
193	07.12 13:30:00	0:15:00	1,308.99	327.25	0.00	0.00	277,350.97	69,337.74
193	07.12 13:45:00	0:15:00	1,349.40	337.35	0.00	0.00	277,310.55	69,327.64
193	07.12 14:00:00	0:15:00	1,375.85	343.96	0.00	0.00	277,284.11	69,321.03
193	07.12 14:15:00	0:15:00	1,413.27	353.32	0.00	0.00	277,246.69	69,311.67
193	07.12 14:30:00	0:15:00	1,442.71	360.68	0.00	0.00	277,217.25	69,304.31
193	07.12 14:45:00	0:15:00	1,482.37	370.59	0.00	0.00	277,177.58	69,294.40
193	07.12 15:00:00	0:15:00	1,513.31	378.33	0.00	0.00	277,146.65	69,286.66
193	07.12 15:15:00	0:15:00	1,551.23	387.81	0.00	0.00	277,108.73	69,277.18
193	07.12 15:30:00	0:15:00	1,580.66	395.17	0.00	0.00	277,079.29	69,269.82
193	07.12 15:45:00	0:15:00	1,613.84	403.46	0.00	0.00	277,046.11	69,261.53
193	07.12 16:00:00	0:15:00	1,642.53	410.63	0.00	0.00	277,017.42	69,254.36
193	07.12 16:15:00	0:15:00	1,676.96	419.24	0.00	0.00	276,982.99	69,245.75
193	07.12 16:30:00	0:15:00	1,701.66	425.42	0.00	0.00	276,958.30	69,239.57
193	07.12 16:45:00	0:15:00	1,756.79	439.20	0.00	0.00	276,903.16	69,225.79
193	07.12 17:00:00	0:15:00	1,867.56	466.89	0.00	0.00	276,792.40	69,198.10
193	07.12 17:15:00	0:15:00	2,026.22	506.56	0.00	0.00	276,633.73	69,158.43
193	07.12 17:30:00	0:15:00	2,196.62	549.15	0.00	0.00	276,463.34	69,115.84
193	07.12 17:45:00	0:15:00	6,364.57	1,591.14	0.00	0.00	272,295.39	68,073.85
193	07.12 18:00:00	0:15:00	16,859.67	4,214.92	0.00	0.00	261,800.28	65,450.07
193	07.12 18:15:00	0:15:00	32,679.79	8,169.95	0.00	0.00	245,980.17	61,495.04
193	07.12 18:30:00	0:15:00	57,526.60	14,381.65	0.00	0.00	221,133.35	55,283.34
193	07.12 18:45:00	0:15:00	92,710.11	23,177.53	0.00	0.00	185,949.85	46,487.46
193	07.12 19:00:00	0:15:00	133,878.73	33,469.68	0.00	0.00	144,781.22	36,195.31
193	07.12 19:15:00	0:16:48	168,777.59	47,257.72	0.00	0.00	109,882.37	30,767.06
193	07.12 19:33:36	0:09:00	224,098.34	33,614.75	0.00	0.00	54,561.61	8,184.24



## MAY2020 1450 OWENS EXIST D FOR D 39 FT PROPOSED - Mission Commons

DayNum	Date+Time	Duration	ExSF	ExSFHr	NewSF	NewSFHr	SunnySF	SunnySFHr
200	07.19 07:01:11	0:07:48	159,483.95	20,732.91	0.00	0.00	119,176.01	15,492.88
200	07.19 07:16:11	0:14:24	117,734.80	28,256.35	0.00	0.00	160,925.16	38,622.04
200	07.19 07:30:00	0:14:24	66,474.22	15,953.81	0.00	0.00	212,185.73	50,924.58
200	07.19 07:45:00	0:15:00	28,386.10	7,096.52	0.00	0.00	250,273.86	62,568.46
200	07.19 08:00:00	0:15:00	11,568.84	2,892.21	0.00	0.00	267,091.12	66,772.78
200	07.19 08:15:00	0:15:00	3,233.68	808.42	0.00	0.00	275,426.28	68,856.57
200	07.19 08:30:00	0:15:00	2,405.42	601.36	0.00	0.00	276,254.53	69,063.63
200	07.19 08:45:00	0:15:00	2,204.85	551.21	0.00	0.00	276,455.11	69,113.78
200	07.19 09:00:00	0:15:00	2,101.32	525.33	0.00	0.00	276,558.64	69,139.66
200	07.19 09:15:00	0:15:00	2,045.18	511.30	0.00	0.00	276,614.77	69,153.69
200	07.19 09:30:00	0:15:00	1,984.31	496.08	0.00	0.00	276,675.64	69,168.91
200	07.19 09:45:00	0:15:00	1,928.93	482.23	0.00	0.00	276,731.03	69,182.76
200	07.19 10:00:00	0:15:00	1,880.28	470.07	0.00	0.00	276,779.67	69,194.92
200	07.19 10:15:00	0:15:00	1,832.88	458.22	0.00	0.00	276,827.07	69,206.77
200	07.19 10:30:00	0:15:00	1,784.73	446.18	0.00	0.00	276,875.22	69,218.81
200	07.19 10:45:00	0:15:00	1,745.82	436.45	0.00	0.00	276,914.14	69,228.54
200	07.19 11:00:00	0:15:00	1,698.67	424.67	0.00	0.00	276,961.29	69,240.32
200	07.19 11:15:00	0:15:00	1,660.25	415.06	0.00	0.00	276,999.71	69,249.93
200	07.19 11:30:00	0:15:00	1,613.10	403.27	0.00	0.00	277,046.86	69,261.72
200	07.19 11:45:00	0:15:00	1,569.69	392.42	0.00	0.00	277,090.27	69,272.57
200	07.19 12:00:00	0:15:00	1,519.04	379.76	0.00	0.00	277,140.91	69,285.23
200	07.19 12:15:00	0:15:00	1,477.63	369.41	0.00	0.00	277,182.32	69,295.58
200	07.19 12:30:00	0:15:00	1,426.24	356.56	0.00	0.00	277,233.71	69,308.43
200	07.19 12:45:00	0:15:00	1,383.33	345.83	0.00	0.00	277,276.62	69,319.16
200	07.19 13:00:00	0:15:00	1,326.95	331.74	0.00	0.00	277,333.01	69,333.25
200	07.19 13:15:00	0:15:00	1,303.50	325.88	0.00	0.00	277,356.46	69,339.11
200	07.19 13:30:00	0:15:00	1,334.19	333.55	0.00	0.00	277,325.77	69,331.44
200	07.19 13:45:00	0:15:00	1,372.60	343.15	0.00	0.00	277,287.35	69,321.84
200	07.19 14:00:00	0:15:00	1,400.79	350.20	0.00	0.00	277,259.16	69,314.79
200	07.19 14:15:00	0:15:00	1,439.96	359.99	0.00	0.00	277,219.99	69,305.00
200	07.19 14:30:00	0:15:00	1,466.41	366.60	0.00	0.00	277,193.55	69,298.39
200	07.19 14:45:00	0:15:00	1,506.07	376.52	0.00	0.00	277,153.88	69,288.47
200	07.19 15:00:00	0:15:00	1,539.00	384.75	0.00	0.00	277,120.95	69,280.24
200	07.19 15:15:00	0:15:00	1,577.17	394.29	0.00	0.00	277,082.78	69,270.70
200	07.19 15:30:00	0:15:00	1,609.60	402.40	0.00	0.00	277,050.35	69,262.59
200	07.19 15:45:00	0:15:00	1,646.78	411.69	0.00	0.00	277,013.18	69,253.30
200	07.19 16:00:00	0:15:00	1,674.72	418.68	0.00	0.00	276,985.24	69,246.31
200	07.19 16:15:00	0:15:00	1,711.39	427.85	0.00	0.00	276,948.57	69,237.14
200	07.19 16:30:00	0:15:00	1,740.08	435.02	0.00	0.00	276,919.88	69,229.97
200	07.19 16:45:00	0:15:00	1,771.51	442.88	0.00	0.00	276,888.44	69,222.11
200	07.19 17:00:00	0:15:00	1,862.57	465.64	0.00	0.00	276,797.39	69,199.35
200	07.19 17:15:00	0:15:00	2,013.75	503.44	0.00	0.00	276,646.20	69,161.55
200	07.19 17:30:00	0:15:00	2,184.39	546.10	0.00	0.00	276,475.56	69,118.89
200	07.19 17:45:00	0:15:00	3,874.82	968.71	0.00	0.00	274,785.13	68,696.28
200	07.19 18:00:00	0:15:00	13,221.35	3,305.34	0.00	0.00	265,438.61	66,359.65
200	07.19 18:15:00	0:15:00	28,548.76	7,137.19	0.00	0.00	250,111.20	62,527.80
200	07.19 18:30:00	0:15:00	51,811.66	12,952.92	0.00	0.00	226,848.29	56,712.07
200	07.19 18:45:00	0:15:00	87,026.10	21,756.53	0.00	0.00	191,633.85	47,908.46
200	07.19 19:00:00	0:15:00	130,960.14	32,740.04	0.00	0.00	147,699.82	36,924.95
200	07.19 19:15:00	0:15:00	168,048.37	42,012.09	0.00	0.00	110,611.58	27,652.90
200	07.19 19:30:00	0:07:48	214,939.67	27,942.16	0.00	0.00	63,720.28	8,283.64
207	07.26 07:07:12	0:03:36	148,016.40	8,880.98	0.00	0.00	130,643.56	7,838.61



## MAY2020 1450 OWENS EXIST D FOR D 39 FT PROPOSED - Mission Commons

DayNum	Date+Time	Duration	ExSF	ExSFHr	NewSF	NewSFHr	SunnySF	SunnySFHr
207	07.26 07:15:00	0:11:24	123,976.88	23,555.61	0.00	0.00	154,683.08	29,389.79
207	07.26 07:30:00	0:15:00	63,036.48	15,759.12	0.00	0.00	215,623.48	53,905.87
207	07.26 07:45:00	0:15:00	22,868.49	5,717.12	0.00	0.00	255,791.46	63,947.87
207	07.26 08:00:00	0:15:00	8,879.76	2,219.94	0.00	0.00	269,780.19	67,445.05
207	07.26 08:15:00	0:15:00	2,698.31	674.58	0.00	0.00	275,961.65	68,990.41
207	07.26 08:30:00	0:15:00	2,421.39	605.35	0.00	0.00	276,238.56	69,059.64
207	07.26 08:45:00	0:15:00	2,266.22	566.55	0.00	0.00	276,393.74	69,098.43
207	07.26 09:00:00	0:15:00	2,179.90	544.98	0.00	0.00	276,480.06	69,120.01
207	07.26 09:15:00	0:15:00	2,108.80	527.20	0.00	0.00	276,551.16	69,137.79
207	07.26 09:30:00	0:15:00	2,041.44	510.36	0.00	0.00	276,618.51	69,154.63
207	07.26 09:45:00	0:15:00	1,986.81	496.70	0.00	0.00	276,673.15	69,168.29
207	07.26 10:00:00	0:15:00	1,930.43	482.61	0.00	0.00	276,729.53	69,182.38
207	07.26 10:15:00	0:15:00	1,882.28	470.57	0.00	0.00	276,777.68	69,194.42
207	07.26 10:30:00	0:15:00	1,832.88	458.22	0.00	0.00	276,827.07	69,206.77
207	07.26 10:45:00	0:15:00	1,788.98	447.24	0.00	0.00	276,870.98	69,217.75
207	07.26 11:00:00	0:15:00	1,738.83	434.71	0.00	0.00	276,921.12	69,230.28
207	07.26 11:15:00	0:15:00	1,695.92	423.98	0.00	0.00	276,964.03	69,241.01
207	07.26 11:30:00	0:15:00	1,651.52	412.88	0.00	0.00	277,008.44	69,252.11
207	07.26 11:45:00	0:15:00	1,607.86	401.96	0.00	0.00	277,052.10	69,263.02
207	07.26 12:00:00	0:15:00	1,555.97	388.99	0.00	0.00	277,103.99	69,276.00
207	07.26 12:15:00	0:15:00	1,512.56	378.14	0.00	0.00	277,147.40	69,286.85
207	07.26 12:30:00	0:15:00	1,459.42	364.86	0.00	0.00	277,200.53	69,300.13
207	07.26 12:45:00	0:15:00	1,414.02	353.50	0.00	0.00	277,245.94	69,311.49
207	07.26 13:00:00	0:15:00	1,359.13	339.78	0.00	0.00	277,300.82	69,325.21
207	07.26 13:15:00	0:15:00	1,340.67	335.17	0.00	0.00	277,319.28	69,329.82
207	07.26 13:30:00	0:15:00	1,364.37	341.09	0.00	0.00	277,295.58	69,323.90
207	07.26 13:45:00	0:15:00	1,404.04	351.01	0.00	0.00	277,255.92	69,313.98
207	07.26 14:00:00	0:15:00	1,432.73	358.18	0.00	0.00	277,227.23	69,306.81
207	07.26 14:15:00	0:15:00	1,475.39	368.85	0.00	0.00	277,184.57	69,296.14
207	07.26 14:30:00	0:15:00	1,502.33	375.58	0.00	0.00	277,157.63	69,289.41
207	07.26 14:45:00	0:15:00	1,542.99	385.75	0.00	0.00	277,116.96	69,279.24
207	07.26 15:00:00	0:15:00	1,574.93	393.73	0.00	0.00	277,085.03	69,271.26
207	07.26 15:15:00	0:15:00	1,612.10	403.03	0.00	0.00	277,047.86	69,261.96
207	07.26 15:30:00	0:15:00	1,648.52	412.13	0.00	0.00	277,011.43	69,252.86
207	07.26 15:45:00	0:15:00	1,686.44	421.61	0.00	0.00	276,973.51	69,243.38
207	07.26 16:00:00	0:15:00	1,715.63	428.91	0.00	0.00	276,944.33	69,236.08
207	07.26 16:15:00	0:15:00	1,752.05	438.01	0.00	0.00	276,907.90	69,226.98
207	07.26 16:30:00	0:15:00	1,785.73	446.43	0.00	0.00	276,874.22	69,218.56
207	07.26 16:45:00	0:15:00	1,825.15	456.29	0.00	0.00	276,834.81	69,208.70
207	07.26 17:00:00	0:15:00	1,873.30	468.32	0.00	0.00	276,786.66	69,196.66
207	07.26 17:15:00	0:15:00	2,000.03	500.01	0.00	0.00	276,659.93	69,164.98
207	07.26 17:30:00	0:15:00	2,186.89	546.72	0.00	0.00	276,473.07	69,118.27
207	07.26 17:45:00	0:15:00	2,388.96	597.24	0.00	0.00	276,271.00	69,067.75
207	07.26 18:00:00	0:15:00	9,272.18	2,318.05	0.00	0.00	269,387.77	67,346.94
207	07.26 18:15:00	0:15:00	23,491.18	5,872.79	0.00	0.00	255,168.78	63,792.19
207	07.26 18:30:00	0:15:00	45,502.73	11,375.68	0.00	0.00	233,157.23	58,289.31
207	07.26 18:45:00	0:15:00	80,935.95	20,233.99	0.00	0.00	197,724.00	49,431.00
207	07.26 19:00:00	0:15:00	128,319.96	32,079.99	0.00	0.00	150,339.99	37,585.00
207	07.26 19:15:00	0:12:36	168,159.14	35,313.42	0.00	0.00	110,500.81	23,205.17
207	07.26 19:25:12	0:05:24	200,874.35	18,078.69	0.00	0.00	77,785.60	7,000.70
214	08.02 07:12:36	0:01:12	131,012.03	2,620.24	0.00	0.00	147,647.92	2,952.96
214	08.02 07:15:00	0:09:00	122,128.78	18,319.32	0.00	0.00	156,531.18	23,479.68



## MAY2020 1450 OWENS EXIST D FOR D 39 FT PROPOSED - Mission Commons

DayNum	Date+Time	Duration	ExSF	ExSFHr	NewSF	NewSFHr	SunnySF	SunnySFHr
214	08.02 07:30:00	0:15:00	55,921.74	13,980.44	0.00	0.00	222,738.21	55,684.55
214	08.02 07:45:00	0:15:00	17,672.46	4,418.11	0.00	0.00	260,987.50	65,246.87
214	08.02 08:00:00	0:15:00	5,193.79	1,298.45	0.00	0.00	273,466.17	68,366.54
214	08.02 08:15:00	0:15:00	2,716.52	679.13	0.00	0.00	275,943.44	68,985.86
214	08.02 08:30:00	0:15:00	2,487.00	621.75	0.00	0.00	276,172.95	69,043.24
214	08.02 08:45:00	0:15:00	2,360.77	590.19	0.00	0.00	276,299.19	69,074.80
214	08.02 09:00:00	0:15:00	2,266.22	566.55	0.00	0.00	276,393.74	69,098.43
214	08.02 09:15:00	0:15:00	2,185.64	546.41	0.00	0.00	276,474.32	69,118.58
214	08.02 09:30:00	0:15:00	2,115.04	528.76	0.00	0.00	276,544.92	69,136.23
214	08.02 09:45:00	0:15:00	2,051.17	512.79	0.00	0.00	276,608.78	69,152.20
214	08.02 10:00:00	0:15:00	1,993.54	498.39	0.00	0.00	276,666.41	69,166.60
214	08.02 10:15:00	0:15:00	1,938.91	484.73	0.00	0.00	276,721.05	69,180.26
214	08.02 10:30:00	0:15:00	1,884.02	471.01	0.00	0.00	276,775.93	69,193.98
214	08.02 10:45:00	0:15:00	1,837.62	459.41	0.00	0.00	276,822.33	69,205.58
214	08.02 11:00:00	0:15:00	1,789.47	447.37	0.00	0.00	276,870.48	69,217.62
214	08.02 11:15:00	0:15:00	1,745.82	436.45	0.00	0.00	276,914.14	69,228.54
214	08.02 11:30:00	0:15:00	1,696.92	424.23	0.00	0.00	276,963.04	69,240.76
214	08.02 11:45:00	0:15:00	1,650.52	412.63	0.00	0.00	277,009.44	69,252.36
214	08.02 12:00:00	0:15:00	1,594.14	398.53	0.00	0.00	277,065.82	69,266.46
214	08.02 12:15:00	0:15:00	1,547.98	387.00	0.00	0.00	277,111.97	69,277.99
214	08.02 12:30:00	0:15:00	1,493.35	373.34	0.00	0.00	277,166.61	69,291.65
214	08.02 12:45:00	0:15:00	1,448.69	362.17	0.00	0.00	277,211.26	69,302.82
214	08.02 13:00:00	0:15:00	1,390.57	347.64	0.00	0.00	277,269.39	69,317.35
214	08.02 13:15:00	0:15:00	1,369.61	342.40	0.00	0.00	277,290.35	69,322.59
214	08.02 13:30:00	0:15:00	1,400.05	350.01	0.00	0.00	277,259.91	69,314.98
214	08.02 13:45:00	0:15:00	1,441.71	360.43	0.00	0.00	277,218.25	69,304.56
214	08.02 14:00:00	0:15:00	1,473.64	368.41	0.00	0.00	277,186.31	69,296.58
214	08.02 14:15:00	0:15:00	1,514.30	378.58	0.00	0.00	277,145.65	69,286.41
214	08.02 14:30:00	0:15:00	1,543.99	386.00	0.00	0.00	277,115.96	69,278.99
214	08.02 14:45:00	0:15:00	1,587.65	396.91	0.00	0.00	277,072.31	69,268.08
214	08.02 15:00:00	0:15:00	1,619.83	404.96	0.00	0.00	277,040.12	69,260.03
214	08.02 15:15:00	0:15:00	1,659.50	414.88	0.00	0.00	277,000.46	69,250.11
214	08.02 15:30:00	0:15:00	1,696.67	424.17	0.00	0.00	276,963.29	69,240.82
214	08.02 15:45:00	0:15:00	1,732.84	433.21	0.00	0.00	276,927.11	69,231.78
214	08.02 16:00:00	0:15:00	1,767.52	441.88	0.00	0.00	276,892.43	69,223.11
214	08.02 16:15:00	0:15:00	1,811.18	452.79	0.00	0.00	276,848.78	69,212.19
214	08.02 16:30:00	0:15:00	1,845.86	461.46	0.00	0.00	276,814.10	69,203.53
214	08.02 16:45:00	0:15:00	1,888.02	472.00	0.00	0.00	276,771.94	69,192.99
214	08.02 17:00:00	0:15:00	1,931.42	482.86	0.00	0.00	276,728.53	69,182.13
214	08.02 17:15:00	0:15:00	2,011.26	502.81	0.00	0.00	276,648.70	69,162.18
214	08.02 17:30:00	0:15:00	2,178.65	544.66	0.00	0.00	276,481.30	69,120.33
214	08.02 17:45:00	0:15:00	2,397.94	599.49	0.00	0.00	276,262.02	69,065.50
214	08.02 18:00:00	0:15:00	5,411.08	1,352.77	0.00	0.00	273,248.87	68,312.22
214	08.02 18:15:00	0:15:00	18,190.11	4,547.53	0.00	0.00	260,469.84	65,117.46
214	08.02 18:30:00	0:15:00	38,919.12	9,729.78	0.00	0.00	239,740.83	59,935.21
214	08.02 18:45:00	0:15:00	75,238.48	18,809.62	0.00	0.00	203,421.48	50,855.37
214	08.02 19:00:00	0:15:00	125,709.47	31,427.37	0.00	0.00	152,950.48	38,237.62
214	08.02 19:15:00	0:09:00	168,293.61	25,244.04	0.00	0.00	110,366.35	16,554.95
214	08.02 19:18:36	0:01:48	180,089.71	5,402.69	0.00	0.00	98,570.24	2,957.11
221	08.09 07:19:12	0:05:24	96,216.46	8,659.48	0.00	0.00	182,443.50	16,419.92
221	08.09 07:30:00	0:12:36	44,856.59	9,419.88	0.00	0.00	233,803.36	49,098.71
221	08.09 07:45:00	0:15:00	11,998.43	2,999.61	0.00	0.00	266,661.52	66,665.38





## MAY2020 1450 OWENS EXIST D FOR D 39 FT PROPOSED - Mission Commons

DayNum	Date+Time	Duration	ExSF	ExSFHr	NewSF	NewSFHr	SunnySF	SunnySFHr
221	08.09 08:00:00	0:15:00	3,141.87	785.47	0.00	0.00	275,518.09	68,879.52
221	08.09 08:15:00	0:15:00	2,793.85	698.46	0.00	0.00	275,866.10	68,966.53
221	08.09 08:30:00	0:15:00	2,610.24	652.56	0.00	0.00	276,049.71	69,012.43
221	08.09 08:45:00	0:15:00	2,481.26	620.32	0.00	0.00	276,178.69	69,044.67
221	08.09 09:00:00	0:15:00	2,371.00	592.75	0.00	0.00	276,288.96	69,072.24
221	08.09 09:15:00	0:15:00	2,281.69	570.42	0.00	0.00	276,378.27	69,094.57
221	08.09 09:30:00	0:15:00	2,198.11	549.53	0.00	0.00	276,461.84	69,115.46
221	08.09 09:45:00	0:15:00	2,130.26	532.56	0.00	0.00	276,529.70	69,132.43
221	08.09 10:00:00	0:15:00	2,061.90	515.48	0.00	0.00	276,598.06	69,149.51
221	08.09 10:15:00	0:15:00	2,005.77	501.44	0.00	0.00	276,654.19	69,163.55
221	08.09 10:30:00	0:15:00	1,946.64	486.66	0.00	0.00	276,713.31	69,178.33
221	08.09 10:45:00	0:15:00	1,898.24	474.56	0.00	0.00	276,761.71	69,190.43
221	08.09 11:00:00	0:15:00	1,842.11	460.53	0.00	0.00	276,817.84	69,204.46
221	08.09 11:15:00	0:15:00	1,795.21	448.80	0.00	0.00	276,864.74	69,216.19
221	08.09 11:30:00	0:15:00	1,744.07	436.02	0.00	0.00	276,915.89	69,228.97
221	08.09 11:45:00	0:15:00	1,699.41	424.85	0.00	0.00	276,960.54	69,240.14
221	08.09 12:00:00	0:15:00	1,642.78	410.70	0.00	0.00	277,017.17	69,254.29
221	08.09 12:15:00	0:15:00	1,595.38	398.85	0.00	0.00	277,064.57	69,266.14
221	08.09 12:30:00	0:15:00	1,540.25	385.06	0.00	0.00	277,119.71	69,279.93
221	08.09 12:45:00	0:15:00	1,492.35	373.09	0.00	0.00	277,167.60	69,291.90
221	08.09 13:00:00	0:15:00	1,433.97	358.49	0.00	0.00	277,225.98	69,306.50
221	08.09 13:15:00	0:15:00	1,428.49	357.12	0.00	0.00	277,231.47	69,307.87
221	08.09 13:30:00	0:15:00	1,453.43	363.36	0.00	0.00	277,206.52	69,301.63
221	08.09 13:45:00	0:15:00	1,492.10	373.03	0.00	0.00	277,167.85	69,291.96
221	08.09 14:00:00	0:15:00	1,519.79	379.95	0.00	0.00	277,140.16	69,285.04
221	08.09 14:15:00	0:15:00	1,564.20	391.05	0.00	0.00	277,095.76	69,273.94
221	08.09 14:30:00	0:15:00	1,595.38	398.85	0.00	0.00	277,064.57	69,266.14
221	08.09 14:45:00	0:15:00	1,638.79	409.70	0.00	0.00	277,021.16	69,255.29
221	08.09 15:00:00	0:15:00	1,674.47	418.62	0.00	0.00	276,985.49	69,246.37
221	08.09 15:15:00	0:15:00	1,717.38	429.34	0.00	0.00	276,942.58	69,235.65
221	08.09 15:30:00	0:15:00	1,754.80	438.70	0.00	0.00	276,905.16	69,226.29
221	08.09 15:45:00	0:15:00	1,797.96	449.49	0.00	0.00	276,862.00	69,215.50
221	08.09 16:00:00	0:15:00	1,834.38	458.60	0.00	0.00	276,825.58	69,206.39
221	08.09 16:15:00	0:15:00	1,876.54	469.14	0.00	0.00	276,783.41	69,195.85
221	08.09 16:30:00	0:15:00	1,917.70	479.43	0.00	0.00	276,742.25	69,185.56
221	08.09 16:45:00	0:15:00	1,969.34	492.34	0.00	0.00	276,690.61	69,172.65
221	08.09 17:00:00	0:15:00	2,015.00	503.75	0.00	0.00	276,644.96	69,161.24
221	08.09 17:15:00	0:15:00	2,073.87	518.47	0.00	0.00	276,586.08	69,146.52
221	08.09 17:30:00	0:15:00	2,199.36	549.84	0.00	0.00	276,460.60	69,115.15
221	08.09 17:45:00	0:15:00	2,420.39	605.10	0.00	0.00	276,239.56	69,059.89
221	08.09 18:00:00	0:15:00	2,731.74	682.93	0.00	0.00	275,928.22	68,982.06
221	08.09 18:15:00	0:15:00	12,463.20	3,115.80	0.00	0.00	266,196.76	66,549.19
221	08.09 18:30:00	0:15:00	32,192.82	8,048.20	0.00	0.00	246,467.14	61,616.79
221	08.09 18:45:00	0:20:24	69,794.47	23,730.12	0.00	0.00	208,865.49	71,014.27
221	08.09 19:10:48	0:12:36	155,181.78	32,588.17	0.00	0.00	123,478.18	25,930.42
228	08.16 07:25:12	0:02:24	46,624.61	1,864.98	0.00	0.00	232,035.35	9,281.41
228	08.16 07:30:00	0:10:12	29,317.88	4,984.04	0.00	0.00	249,342.07	42,388.15
228	08.16 07:45:00	0:15:00	4,293.19	1,073.30	0.00	0.00	274,366.76	68,591.69
228	08.16 08:00:00	0:15:00	3,243.41	810.85	0.00	0.00	275,416.55	68,854.14
228	08.16 08:15:00	0:15:00	2,958.26	739.56	0.00	0.00	275,701.70	68,925.42
228	08.16 08:30:00	0:15:00	2,771.65	692.91	0.00	0.00	275,888.30	68,972.08
228	08.16 08:45:00	0:15:00	2,618.97	654.74	0.00	0.00	276,040.98	69,010.25



## MAY2020 1450 OWENS EXIST D FOR D 39 FT PROPOSED - Mission Commons

DayNum	Date+Time	Duration	ExSF	ExSFHr	NewSF	NewSFHr	SunnySF	SunnySFHr
228	08.16 09:00:00	0:15:00	2,490.49	622.62	0.00	0.00	276,169.46	69,042.37
228	08.16 09:15:00	0:15:00	2,386.96	596.74	0.00	0.00	276,272.99	69,068.25
228	08.16 09:30:00	0:15:00	2,294.66	573.66	0.00	0.00	276,365.30	69,091.32
228	08.16 09:45:00	0:15:00	2,218.57	554.64	0.00	0.00	276,441.39	69,110.35
228	08.16 10:00:00	0:15:00	2,142.23	535.56	0.00	0.00	276,517.73	69,129.43
228	08.16 10:15:00	0:15:00	2,079.36	519.84	0.00	0.00	276,580.59	69,145.15
228	08.16 10:30:00	0:15:00	2,014.50	503.63	0.00	0.00	276,645.46	69,161.36
228	08.16 10:45:00	0:15:00	1,963.36	490.84	0.00	0.00	276,696.60	69,174.15
228	08.16 11:00:00	0:15:00	1,907.23	476.81	0.00	0.00	276,752.73	69,188.18
228	08.16 11:15:00	0:15:00	1,857.58	464.40	0.00	0.00	276,802.37	69,200.59
228	08.16 11:30:00	0:15:00	1,802.95	450.74	0.00	0.00	276,857.01	69,214.25
228	08.16 11:45:00	0:15:00	1,751.55	437.89	0.00	0.00	276,908.40	69,227.10
228	08.16 12:00:00	0:15:00	1,694.18	423.54	0.00	0.00	276,965.78	69,241.45
228	08.16 12:15:00	0:15:00	1,643.28	410.82	0.00	0.00	277,016.67	69,254.17
228	08.16 12:30:00	0:15:00	1,586.15	396.54	0.00	0.00	277,073.80	69,268.45
228	08.16 12:45:00	0:15:00	1,536.26	384.07	0.00	0.00	277,123.70	69,280.92
228	08.16 13:00:00	0:15:00	1,475.39	368.85	0.00	0.00	277,184.57	69,296.14
228	08.16 13:15:00	0:15:00	1,492.35	373.09	0.00	0.00	277,167.60	69,291.90
228	08.16 13:30:00	0:15:00	1,500.58	375.15	0.00	0.00	277,159.37	69,289.84
228	08.16 13:45:00	0:15:00	1,541.00	385.25	0.00	0.00	277,118.96	69,279.74
228	08.16 14:00:00	0:15:00	1,575.92	393.98	0.00	0.00	277,084.03	69,271.01
228	08.16 14:15:00	0:15:00	1,627.57	406.89	0.00	0.00	277,032.39	69,258.10
228	08.16 14:30:00	0:15:00	1,655.51	413.88	0.00	0.00	277,004.45	69,251.11
228	08.16 14:45:00	0:15:00	1,700.41	425.10	0.00	0.00	276,959.54	69,239.89
228	08.16 15:00:00	0:15:00	1,739.58	434.90	0.00	0.00	276,920.38	69,230.09
228	08.16 15:15:00	0:15:00	1,786.98	446.75	0.00	0.00	276,872.98	69,218.24
228	08.16 15:30:00	0:15:00	1,825.65	456.41	0.00	0.00	276,834.31	69,208.58
228	08.16 15:45:00	0:15:00	1,869.80	467.45	0.00	0.00	276,790.15	69,197.54
228	08.16 16:00:00	0:15:00	1,910.22	477.56	0.00	0.00	276,749.74	69,187.43
228	08.16 16:15:00	0:15:00	1,958.37	489.59	0.00	0.00	276,701.59	69,175.40
228	08.16 16:30:00	0:15:00	2,006.02	501.50	0.00	0.00	276,653.94	69,163.48
228	08.16 16:45:00	0:15:00	2,059.40	514.85	0.00	0.00	276,600.55	69,150.14
228	08.16 17:00:00	0:15:00	2,117.03	529.26	0.00	0.00	276,542.92	69,135.73
228	08.16 17:15:00	0:15:00	2,186.39	546.60	0.00	0.00	276,473.57	69,118.39
228	08.16 17:30:00	0:15:00	2,262.98	565.74	0.00	0.00	276,396.98	69,099.25
228	08.16 17:45:00	0:15:00	2,459.31	614.83	0.00	0.00	276,200.64	69,050.16
228	08.16 18:00:00	0:15:00	2,760.43	690.11	0.00	0.00	275,899.53	68,974.88
228	08.16 18:15:00	0:15:00	6,615.29	1,653.82	0.00	0.00	272,044.66	68,011.17
228	08.16 18:30:00	0:15:00	25,053.63	6,263.41	0.00	0.00	253,606.32	63,401.58
228	08.16 18:45:00	0:16:12	62,414.29	16,851.86	0.00	0.00	216,245.67	58,386.33
228	08.16 19:02:23	0:08:24	122,687.35	17,176.23	0.00	0.00	155,972.61	21,836.17
235	08.23 07:31:48	0:06:36	8,673.45	954.08	0.00	0.00	269,986.51	29,698.52
235	08.23 07:45:00	0:13:48	3,935.20	905.10	0.00	0.00	274,724.76	63,186.70
235	08.23 08:00:00	0:15:00	3,486.64	871.66	0.00	0.00	275,173.31	68,793.33
235	08.23 08:15:00	0:15:00	3,184.28	796.07	0.00	0.00	275,475.67	68,868.92
235	08.23 08:30:00	0:15:00	2,955.01	738.75	0.00	0.00	275,704.94	68,926.24
235	08.23 08:45:00	0:15:00	2,775.64	693.91	0.00	0.00	275,884.31	68,971.08
235	08.23 09:00:00	0:15:00	2,625.71	656.43	0.00	0.00	276,034.25	69,008.56
235	08.23 09:15:00	0:15:00	2,506.46	626.62	0.00	0.00	276,153.49	69,038.37
235	08.23 09:30:00	0:15:00	2,402.68	600.67	0.00	0.00	276,257.28	69,064.32
235	08.23 09:45:00	0:15:00	2,315.36	578.84	0.00	0.00	276,344.59	69,086.15
235	08.23 10:00:00	0:15:00	2,232.54	558.14	0.00	0.00	276,427.42	69,106.85



## MAY2020 1450 OWENS EXIST D FOR D 39 FT PROPOSED - Mission Commons

DayNum	Date+Time	Duration	ExSF	ExSFHr	NewSF	NewSFHr	SunnySF	SunnySFHr
235	08.23 10:15:00	0:15:00	2,165.68	541.42	0.00	0.00	276,494.28	69,123.57
235	08.23 10:30:00	0:15:00	2,094.58	523.65	0.00	0.00	276,565.38	69,141.34
235	08.23 10:45:00	0:15:00	2,033.21	508.30	0.00	0.00	276,626.75	69,156.69
235	08.23 11:00:00	0:15:00	1,972.59	493.15	0.00	0.00	276,687.37	69,171.84
235	08.23 11:15:00	0:15:00	1,921.70	480.42	0.00	0.00	276,738.26	69,184.57
235	08.23 11:30:00	0:15:00	1,864.07	466.02	0.00	0.00	276,795.89	69,198.97
235	08.23 11:45:00	0:15:00	1,813.92	453.48	0.00	0.00	276,846.03	69,211.51
235	08.23 12:00:00	0:15:00	1,752.55	438.14	0.00	0.00	276,907.40	69,226.85
235	08.23 12:15:00	0:15:00	1,700.16	425.04	0.00	0.00	276,959.79	69,239.95
235	08.23 12:30:00	0:15:00	1,640.54	410.14	0.00	0.00	277,019.42	69,254.85
235	08.23 12:45:00	0:15:00	1,588.65	397.16	0.00	0.00	277,071.31	69,267.83
235	08.23 13:00:00	0:15:00	1,526.28	381.57	0.00	0.00	277,133.68	69,283.42
235	08.23 13:15:00	0:15:00	1,535.01	383.75	0.00	0.00	277,124.94	69,281.24
235	08.23 13:30:00	0:15:00	1,569.94	392.48	0.00	0.00	277,090.02	69,272.50
235	08.23 13:45:00	0:15:00	1,605.36	401.34	0.00	0.00	277,054.59	69,263.65
235	08.23 14:00:00	0:15:00	1,642.78	410.70	0.00	0.00	277,017.17	69,254.29
235	08.23 14:15:00	0:15:00	1,691.43	422.86	0.00	0.00	276,968.52	69,242.13
235	08.23 14:30:00	0:15:00	1,730.10	432.53	0.00	0.00	276,929.86	69,232.46
235	08.23 14:45:00	0:15:00	1,773.76	443.44	0.00	0.00	276,886.20	69,221.55
235	08.23 15:00:00	0:15:00	1,814.42	453.61	0.00	0.00	276,845.53	69,211.38
235	08.23 15:15:00	0:15:00	1,859.33	464.83	0.00	0.00	276,800.63	69,200.16
235	08.23 15:30:00	0:15:00	1,902.74	475.68	0.00	0.00	276,757.22	69,189.31
235	08.23 15:45:00	0:15:00	1,950.63	487.66	0.00	0.00	276,709.32	69,177.33
235	08.23 16:00:00	0:15:00	2,000.78	500.19	0.00	0.00	276,659.18	69,164.79
235	08.23 16:15:00	0:15:00	2,054.91	513.73	0.00	0.00	276,605.04	69,151.26
235	08.23 16:30:00	0:15:00	2,108.05	527.01	0.00	0.00	276,551.90	69,137.98
235	08.23 16:45:00	0:15:00	2,172.17	543.04	0.00	0.00	276,487.79	69,121.95
235	08.23 17:00:00	0:15:00	2,240.77	560.19	0.00	0.00	276,419.18	69,104.80
235	08.23 17:15:00	0:15:00	2,321.60	580.40	0.00	0.00	276,338.35	69,084.59
235	08.23 17:30:00	0:15:00	2,415.65	603.91	0.00	0.00	276,244.30	69,061.08
235	08.23 17:45:00	0:15:00	2,550.37	637.59	0.00	0.00	276,109.59	69,027.40
235	08.23 18:00:00	0:15:00	2,840.26	710.06	0.00	0.00	275,819.70	68,954.93
235	08.23 18:15:00	0:15:00	3,305.52	826.38	0.00	0.00	275,354.43	68,838.61
235	08.23 18:30:00	0:15:00	18,067.12	4,516.78	0.00	0.00	260,592.83	65,148.21
235	08.23 18:45:00	0:11:24	52,922.07	10,055.19	0.00	0.00	225,737.88	42,890.20
235	08.23 18:52:48	0:03:36	77,572.05	4,654.32	0.00	0.00	201,087.90	12,065.27
242	08.30 07:37:48	0:03:36	4,649.69	278.98	0.00	0.00	274,010.27	16,440.62
242	08.30 07:45:00	0:11:24	4,314.40	819.74	0.00	0.00	274,345.56	52,125.66
242	08.30 08:00:00	0:15:00	3,819.69	954.92	0.00	0.00	274,840.27	68,710.07
242	08.30 08:15:00	0:15:00	3,438.99	859.75	0.00	0.00	275,220.96	68,805.24
242	08.30 08:30:00	0:15:00	3,160.08	790.02	0.00	0.00	275,499.87	68,874.97
242	08.30 08:45:00	0:15:00	2,950.52	737.63	0.00	0.00	275,709.43	68,927.36
242	08.30 09:00:00	0:15:00	2,776.89	694.22	0.00	0.00	275,883.06	68,970.77
242	08.30 09:15:00	0:15:00	2,641.43	660.36	0.00	0.00	276,018.53	69,004.63
242	08.30 09:30:00	0:15:00	2,522.18	630.54	0.00	0.00	276,137.78	69,034.44
242	08.30 09:45:00	0:15:00	2,422.14	605.54	0.00	0.00	276,237.82	69,059.45
242	08.30 10:00:00	0:15:00	2,332.33	583.08	0.00	0.00	276,327.63	69,081.91
242	08.30 10:15:00	0:15:00	2,256.49	564.12	0.00	0.00	276,403.47	69,100.87
242	08.30 10:30:00	0:15:00	2,180.90	545.22	0.00	0.00	276,479.06	69,119.76
242	08.30 10:45:00	0:15:00	2,116.28	529.07	0.00	0.00	276,543.67	69,135.92
242	08.30 11:00:00	0:15:00	2,049.43	512.36	0.00	0.00	276,610.53	69,152.63
242	08.30 11:15:00	0:15:00	1,993.04	498.26	0.00	0.00	276,666.91	69,166.73



## MAY2020 1450 OWENS EXIST D FOR D 39 FT PROPOSED - Mission Commons

DayNum	Date+Time	Duration	ExSF	ExSFHr	NewSF	NewSFHr	SunnySF	SunnySFHr
242	08.30 11:30:00	0:15:00	1,931.92	482.98	0.00	0.00	276,728.03	69,182.01
242	08.30 11:45:00	0:15:00	1,875.54	468.89	0.00	0.00	276,784.41	69,196.10
242	08.30 12:00:00	0:15:00	1,811.43	452.86	0.00	0.00	276,848.53	69,212.13
242	08.30 12:15:00	0:15:00	1,758.04	439.51	0.00	0.00	276,901.91	69,225.48
242	08.30 12:30:00	0:15:00	1,694.42	423.61	0.00	0.00	276,965.53	69,241.38
242	08.30 12:45:00	0:15:00	1,640.79	410.20	0.00	0.00	277,019.17	69,254.79
242	08.30 13:00:00	0:15:00	1,580.17	395.04	0.00	0.00	277,079.79	69,269.95
242	08.30 13:15:00	0:15:00	1,614.84	403.71	0.00	0.00	277,045.11	69,261.28
242	08.30 13:30:00	0:15:00	1,639.79	409.95	0.00	0.00	277,020.17	69,255.04
242	08.30 13:45:00	0:15:00	1,677.96	419.49	0.00	0.00	276,982.00	69,245.50
242	08.30 14:00:00	0:15:00	1,717.63	429.41	0.00	0.00	276,942.33	69,235.58
242	08.30 14:15:00	0:15:00	1,762.28	440.57	0.00	0.00	276,897.67	69,224.42
242	08.30 14:30:00	0:15:00	1,801.45	450.36	0.00	0.00	276,858.51	69,214.63
242	08.30 14:45:00	0:15:00	1,854.09	463.52	0.00	0.00	276,805.87	69,201.47
242	08.30 15:00:00	0:15:00	1,899.49	474.87	0.00	0.00	276,760.46	69,190.12
242	08.30 15:15:00	0:15:00	1,948.39	487.10	0.00	0.00	276,711.57	69,177.89
242	08.30 15:30:00	0:15:00	1,990.55	497.64	0.00	0.00	276,669.41	69,167.35
242	08.30 15:45:00	0:15:00	2,051.67	512.92	0.00	0.00	276,608.28	69,152.07
242	08.30 16:00:00	0:15:00	2,103.31	525.83	0.00	0.00	276,556.64	69,139.16
242	08.30 16:15:00	0:15:00	2,164.93	541.23	0.00	0.00	276,495.02	69,123.76
242	08.30 16:30:00	0:15:00	2,233.54	558.38	0.00	0.00	276,426.42	69,106.60
242	08.30 16:45:00	0:15:00	2,303.64	575.91	0.00	0.00	276,356.32	69,089.08
242	08.30 17:00:00	0:15:00	2,386.46	596.62	0.00	0.00	276,273.49	69,068.37
242	08.30 17:15:00	0:15:00	2,490.25	622.56	0.00	0.00	276,169.71	69,042.43
242	08.30 17:30:00	0:15:00	2,603.76	650.94	0.00	0.00	276,056.20	69,014.05
242	08.30 17:45:00	0:15:00	2,748.20	687.05	0.00	0.00	275,911.75	68,977.94
242	08.30 18:00:00	0:15:00	2,989.19	747.30	0.00	0.00	275,670.76	68,917.69
242	08.30 18:15:00	0:15:00	3,371.39	842.85	0.00	0.00	275,288.57	68,822.14
242	08.30 18:30:00	0:13:48	9,114.52	2,096.34	0.00	0.00	269,545.44	61,995.45
242	08.30 18:42:36	0:06:36	30,334.24	3,336.77	0.00	0.00	248,325.72	27,315.83
249	09.06 07:44:24	0:07:48	4,893.17	636.11	0.00	0.00	273,766.78	35,589.68
249	09.06 08:00:00	0:15:00	4,197.39	1,049.35	0.00	0.00	274,462.56	68,615.64
249	09.06 08:15:00	0:15:00	3,743.35	935.84	0.00	0.00	274,916.60	68,729.15
249	09.06 08:30:00	0:15:00	3,402.82	850.71	0.00	0.00	275,257.14	68,814.28
249	09.06 08:45:00	0:15:00	3,153.60	788.40	0.00	0.00	275,506.36	68,876.59
249	09.06 09:00:00	0:15:00	2,952.02	738.01	0.00	0.00	275,707.93	68,926.98
249	09.06 09:15:00	0:15:00	2,792.36	698.09	0.00	0.00	275,867.60	68,966.90
249	09.06 09:30:00	0:15:00	2,652.90	663.23	0.00	0.00	276,007.05	69,001.76
249	09.06 09:45:00	0:15:00	2,542.88	635.72	0.00	0.00	276,117.07	69,029.27
249	09.06 10:00:00	0:15:00	2,440.35	610.09	0.00	0.00	276,219.60	69,054.90
249	09.06 10:15:00	0:15:00	2,355.78	588.95	0.00	0.00	276,304.18	69,076.04
249	09.06 10:30:00	0:15:00	2,274.45	568.61	0.00	0.00	276,385.50	69,096.38
249	09.06 10:45:00	0:15:00	2,204.60	551.15	0.00	0.00	276,455.36	69,113.84
249	09.06 11:00:00	0:15:00	2,133.50	533.37	0.00	0.00	276,526.46	69,131.61
249	09.06 11:15:00	0:15:00	2,069.63	517.41	0.00	0.00	276,590.32	69,147.58
249	09.06 11:30:00	0:15:00	2,006.77	501.69	0.00	0.00	276,653.19	69,163.30
249	09.06 11:45:00	0:15:00	1,948.64	487.16	0.00	0.00	276,711.32	69,177.83
249	09.06 12:00:00	0:15:00	1,880.53	470.13	0.00	0.00	276,779.42	69,194.86
249	09.06 12:15:00	0:15:00	1,822.90	455.73	0.00	0.00	276,837.05	69,209.26
249	09.06 12:30:00	0:15:00	1,758.04	439.51	0.00	0.00	276,901.91	69,225.48
249	09.06 12:45:00	0:15:00	1,702.16	425.54	0.00	0.00	276,957.80	69,239.45
249	09.06 13:00:00	0:15:00	1,646.03	411.51	0.00	0.00	277,013.93	69,253.48



## MAY2020 1450 OWENS EXIST D FOR D 39 FT PROPOSED - Mission Commons

DayNum	Date+Time	Duration	ExSF	ExSFHr	NewSF	NewSFHr	SunnySF	SunnySFHr
249	09.06 13:15:00	0:15:00	1,679.46	419.86	0.00	0.00	276,980.50	69,245.13
249	09.06 13:30:00	0:15:00	1,710.89	427.72	0.00	0.00	276,949.07	69,237.27
249	09.06 13:45:00	0:15:00	1,765.03	441.26	0.00	0.00	276,894.93	69,223.73
249	09.06 14:00:00	0:15:00	1,804.69	451.17	0.00	0.00	276,855.26	69,213.82
249	09.06 14:15:00	0:15:00	1,856.33	464.08	0.00	0.00	276,803.62	69,200.91
249	09.06 14:30:00	0:15:00	1,893.50	473.38	0.00	0.00	276,766.45	69,191.61
249	09.06 14:45:00	0:15:00	1,947.39	486.85	0.00	0.00	276,712.56	69,178.14
249	09.06 15:00:00	0:15:00	1,998.28	499.57	0.00	0.00	276,661.67	69,165.42
249	09.06 15:15:00	0:15:00	2,049.18	512.29	0.00	0.00	276,610.78	69,152.70
249	09.06 15:30:00	0:15:00	2,099.07	524.77	0.00	0.00	276,560.88	69,140.22
249	09.06 15:45:00	0:15:00	2,161.44	540.36	0.00	0.00	276,498.52	69,124.63
249	09.06 16:00:00	0:15:00	2,219.82	554.95	0.00	0.00	276,440.14	69,110.04
249	09.06 16:15:00	0:15:00	2,290.67	572.67	0.00	0.00	276,369.29	69,092.32
249	09.06 16:30:00	0:15:00	2,365.01	591.25	0.00	0.00	276,294.95	69,073.74
249	09.06 16:45:00	0:15:00	2,459.56	614.89	0.00	0.00	276,200.40	69,050.10
249	09.06 17:00:00	0:15:00	2,561.59	640.40	0.00	0.00	276,098.36	69,024.59
249	09.06 17:15:00	0:15:00	2,685.83	671.46	0.00	0.00	275,974.12	68,993.53
249	09.06 17:30:00	0:15:00	2,836.02	709.00	0.00	0.00	275,823.94	68,955.99
249	09.06 17:45:00	0:15:00	3,025.62	756.40	0.00	0.00	275,634.34	68,908.59
249	09.06 18:00:00	0:15:00	3,242.16	810.54	0.00	0.00	275,417.80	68,854.45
249	09.06 18:15:00	0:16:12	3,486.64	941.39	0.00	0.00	275,173.31	74,296.79
249	09.06 18:31:48	0:08:24	4,003.55	560.50	0.00	0.00	274,656.40	38,451.90
256	09.13 07:50:24	0:04:48	5,874.85	469.99	0.00	0.00	272,785.10	21,822.81
256	09.13 08:00:00	0:12:36	5,434.78	1,141.30	0.00	0.00	273,225.17	57,377.29
256	09.13 08:15:00	0:15:00	5,017.66	1,254.42	0.00	0.00	273,642.29	68,410.57
256	09.13 08:30:00	0:15:00	4,408.20	1,102.05	0.00	0.00	274,251.76	68,562.94
256	09.13 08:45:00	0:15:00	3,895.28	973.82	0.00	0.00	274,764.67	68,691.17
256	09.13 09:00:00	0:15:00	3,577.95	894.49	0.00	0.00	275,082.01	68,770.50
256	09.13 09:15:00	0:15:00	3,614.87	903.72	0.00	0.00	275,045.08	68,761.27
256	09.13 09:30:00	0:15:00	3,492.38	873.10	0.00	0.00	275,167.57	68,791.89
256	09.13 09:45:00	0:15:00	3,548.26	887.07	0.00	0.00	275,111.69	68,777.92
256	09.13 10:00:00	0:15:00	3,272.84	818.21	0.00	0.00	275,387.11	68,846.78
256	09.13 10:15:00	0:15:00	3,215.96	803.99	0.00	0.00	275,443.99	68,861.00
256	09.13 10:30:00	0:15:00	2,972.48	743.12	0.00	0.00	275,687.48	68,921.87
256	09.13 10:45:00	0:15:00	2,929.82	732.45	0.00	0.00	275,730.14	68,932.53
256	09.13 11:00:00	0:15:00	2,745.71	686.43	0.00	0.00	275,914.25	68,978.56
256	09.13 11:15:00	0:15:00	2,692.57	673.14	0.00	0.00	275,967.39	68,991.85
256	09.13 11:30:00	0:15:00	2,556.85	639.21	0.00	0.00	276,103.10	69,025.78
256	09.13 11:45:00	0:15:00	2,509.95	627.49	0.00	0.00	276,150.00	69,037.50
256	09.13 12:00:00	0:15:00	2,365.51	591.38	0.00	0.00	276,294.45	69,073.61
256	09.13 12:15:00	0:15:00	2,318.86	579.71	0.00	0.00	276,341.10	69,085.27
256	09.13 12:30:00	0:15:00	2,176.16	544.04	0.00	0.00	276,483.80	69,120.95
256	09.13 12:45:00	0:15:00	2,123.02	530.76	0.00	0.00	276,536.94	69,134.23
256	09.13 13:00:00	0:15:00	2,089.09	522.27	0.00	0.00	276,570.86	69,142.72
256	09.13 13:15:00	0:15:00	2,046.18	511.55	0.00	0.00	276,613.77	69,153.44
256	09.13 13:30:00	0:15:00	1,993.04	498.26	0.00	0.00	276,666.91	69,166.73
256	09.13 13:45:00	0:15:00	2,036.70	509.18	0.00	0.00	276,623.25	69,155.81
256	09.13 14:00:00	0:15:00	1,984.06	496.02	0.00	0.00	276,675.89	69,168.97
256	09.13 14:15:00	0:15:00	2,021.98	505.50	0.00	0.00	276,637.97	69,159.49
256	09.13 14:30:00	0:15:00	1,994.04	498.51	0.00	0.00	276,665.91	69,166.48
256	09.13 14:45:00	0:15:00	2,053.17	513.29	0.00	0.00	276,606.79	69,151.70
256	09.13 15:00:00	0:15:00	2,101.32	525.33	0.00	0.00	276,558.64	69,139.66



## MAY2020 1450 OWENS EXIST D FOR D 39 FT PROPOSED - Mission Commons

DayNum	Date+Time	Duration	ExSF	ExSFHr	NewSF	NewSFHr	SunnySF	SunnySFHr
256	09.13 15:15:00	0:15:00	2,159.94	539.99	0.00	0.00	276,500.01	69,125.00
256	09.13 15:30:00	0:15:00	2,215.58	553.89	0.00	0.00	276,444.38	69,111.10
256	09.13 15:45:00	0:15:00	2,284.18	571.05	0.00	0.00	276,375.78	69,093.94
256	09.13 16:00:00	0:15:00	2,352.04	588.01	0.00	0.00	276,307.92	69,076.98
256	09.13 16:15:00	0:15:00	2,440.10	610.03	0.00	0.00	276,219.85	69,054.96
256	09.13 16:30:00	0:15:00	2,525.42	631.36	0.00	0.00	276,134.53	69,033.63
256	09.13 16:45:00	0:15:00	2,639.68	659.92	0.00	0.00	276,020.28	69,005.07
256	09.13 17:00:00	0:15:00	2,766.91	691.73	0.00	0.00	275,893.04	68,973.26
256	09.13 17:15:00	0:15:00	2,924.58	731.15	0.00	0.00	275,735.38	68,933.84
256	09.13 17:30:00	0:15:00	3,123.66	780.92	0.00	0.00	275,536.30	68,884.07
256	09.13 17:45:00	0:15:00	3,362.65	840.66	0.00	0.00	275,297.30	68,824.33
256	09.13 18:00:00	0:15:00	3,551.26	887.81	0.00	0.00	275,108.70	68,777.18
256	09.13 18:15:00	0:10:48	3,691.21	664.42	0.00	0.00	274,968.74	49,494.37
256	09.13 18:21:00	0:03:00	3,823.18	191.16	0.00	0.00	274,836.77	13,741.84
263	09.20 07:57:00	0:01:12	35,253.61	705.07	0.00	0.00	243,406.35	4,868.13
263	09.20 08:00:00	0:09:00	33,556.44	5,033.47	0.00	0.00	245,103.52	36,765.53
263	09.20 08:15:00	0:15:00	25,816.77	6,454.19	0.00	0.00	252,843.19	63,210.80
263	09.20 08:30:00	0:15:00	19,896.51	4,974.13	0.00	0.00	258,763.44	64,690.86
263	09.20 08:45:00	0:15:00	15,778.20	3,944.55	0.00	0.00	262,881.75	65,720.44
263	09.20 09:00:00	0:15:00	13,234.82	3,308.71	0.00	0.00	265,425.13	66,356.28
263	09.20 09:15:00	0:15:00	12,246.91	3,061.73	0.00	0.00	266,413.05	66,603.26
263	09.20 09:30:00	0:15:00	11,597.03	2,899.26	0.00	0.00	267,062.93	66,765.73
263	09.20 09:45:00	0:15:00	11,217.83	2,804.46	0.00	0.00	267,442.13	66,860.53
263	09.20 10:00:00	0:15:00	9,959.23	2,489.81	0.00	0.00	268,700.72	67,175.18
263	09.20 10:15:00	0:15:00	9,393.68	2,348.42	0.00	0.00	269,266.28	67,316.57
263	09.20 10:30:00	0:15:00	8,461.39	2,115.35	0.00	0.00	270,198.56	67,549.64
263	09.20 10:45:00	0:15:00	8,121.86	2,030.47	0.00	0.00	270,538.09	67,634.52
263	09.20 11:00:00	0:15:00	7,307.08	1,826.77	0.00	0.00	271,352.87	67,838.22
263	09.20 11:15:00	0:15:00	7,106.25	1,776.56	0.00	0.00	271,553.70	67,888.43
263	09.20 11:30:00	0:15:00	6,450.89	1,612.72	0.00	0.00	272,209.07	68,052.27
263	09.20 11:45:00	0:15:00	6,401.49	1,600.37	0.00	0.00	272,258.46	68,064.62
263	09.20 12:00:00	0:15:00	5,795.77	1,448.94	0.00	0.00	272,864.19	68,216.05
263	09.20 12:15:00	0:15:00	5,755.85	1,438.96	0.00	0.00	272,904.10	68,226.03
263	09.20 12:30:00	0:15:00	5,111.96	1,277.99	0.00	0.00	273,547.99	68,387.00
263	09.20 12:45:00	0:15:00	5,022.90	1,255.73	0.00	0.00	273,637.05	68,409.26
263	09.20 13:00:00	0:15:00	4,509.98	1,127.50	0.00	0.00	274,149.97	68,537.49
263	09.20 13:15:00	0:15:00	4,496.76	1,124.19	0.00	0.00	274,163.19	68,540.80
263	09.20 13:30:00	0:15:00	4,005.05	1,001.26	0.00	0.00	274,654.91	68,663.73
263	09.20 13:45:00	0:15:00	4,006.80	1,001.70	0.00	0.00	274,653.16	68,663.29
263	09.20 14:00:00	0:15:00	3,530.30	882.58	0.00	0.00	275,129.65	68,782.41
263	09.20 14:15:00	0:15:00	3,541.78	885.44	0.00	0.00	275,118.18	68,779.55
263	09.20 14:30:00	0:15:00	3,142.12	785.53	0.00	0.00	275,517.84	68,879.46
263	09.20 14:45:00	0:15:00	3,144.61	786.15	0.00	0.00	275,515.34	68,878.84
263	09.20 15:00:00	0:15:00	2,876.68	719.17	0.00	0.00	275,783.28	68,945.82
263	09.20 15:15:00	0:15:00	2,857.97	714.49	0.00	0.00	275,801.99	68,950.50
263	09.20 15:30:00	0:15:00	2,781.38	695.35	0.00	0.00	275,878.57	68,969.64
263	09.20 15:45:00	0:15:00	2,807.33	701.83	0.00	0.00	275,852.63	68,963.16
263	09.20 16:00:00	0:15:00	2,797.10	699.27	0.00	0.00	275,862.86	68,965.71
263	09.20 16:15:00	0:15:00	2,860.21	715.05	0.00	0.00	275,799.74	68,949.94
263	09.20 16:30:00	0:15:00	2,817.31	704.33	0.00	0.00	275,842.65	68,960.66
263	09.20 16:45:00	0:15:00	2,856.47	714.12	0.00	0.00	275,803.48	68,950.87
263	09.20 17:00:00	0:15:00	3,012.89	753.22	0.00	0.00	275,647.06	68,911.77





## MAY2020 1450 OWENS EXIST D FOR D 39 FT PROPOSED - Mission Commons

DayNum	Date+Time	Duration	ExSF	ExSFHr	NewSF	NewSFHr	SunnySF	SunnySFHr
263	09.20 17:15:00	0:15:00	3,217.46	804.37	0.00	0.00	275,442.49	68,860.62
263	09.20 17:30:00	0:15:00	3,465.94	866.48	0.00	0.00	275,194.02	68,798.51
263	09.20 17:45:00	0:15:00	3,713.41	928.35	0.00	0.00	274,946.54	68,736.64
263	09.20 18:00:00	0:12:36	3,887.30	816.33	0.00	0.00	274,772.66	57,702.26
263	09.20 18:09:36	0:04:48	4,022.26	321.78	0.00	0.00	274,637.69	21,971.02
270	09.27 08:03:00	0:06:00	76,025.57	7,602.56	0.00	0.00	202,634.39	20,263.44
270	09.27 08:15:00	0:13:12	60,251.85	13,255.41	0.00	0.00	218,408.10	48,049.78
270	09.27 08:30:00	0:15:00	45,894.40	11,473.60	0.00	0.00	232,765.55	58,191.39
270	09.27 08:45:00	0:15:00	36,276.95	9,069.24	0.00	0.00	242,383.01	60,595.75
270	09.27 09:00:00	0:15:00	30,187.30	7,546.82	0.00	0.00	248,472.66	62,118.16
270	09.27 09:15:00	0:15:00	25,941.26	6,485.31	0.00	0.00	252,718.70	63,179.67
270	09.27 09:30:00	0:15:00	23,733.17	5,933.29	0.00	0.00	254,926.79	63,731.70
270	09.27 09:45:00	0:15:00	22,318.15	5,579.54	0.00	0.00	256,341.80	64,085.45
270	09.27 10:00:00	0:15:00	19,857.60	4,964.40	0.00	0.00	258,802.36	64,700.59
270	09.27 10:15:00	0:15:00	18,185.13	4,546.28	0.00	0.00	260,474.83	65,118.71
270	09.27 10:30:00	0:15:00	16,349.75	4,087.44	0.00	0.00	262,310.21	65,577.55
270	09.27 10:45:00	0:15:00	15,526.24	3,881.56	0.00	0.00	263,133.72	65,783.43
270	09.27 11:00:00	0:15:00	14,132.18	3,533.04	0.00	0.00	264,527.78	66,131.94
270	09.27 11:15:00	0:15:00	13,591.82	3,397.95	0.00	0.00	265,068.14	66,267.03
270	09.27 11:30:00	0:15:00	12,529.06	3,132.27	0.00	0.00	266,130.89	66,532.72
270	09.27 11:45:00	0:15:00	12,292.81	3,073.20	0.00	0.00	266,367.15	66,591.79
270	09.27 12:00:00	0:15:00	11,487.01	2,871.75	0.00	0.00	267,172.95	66,793.24
270	09.27 12:15:00	0:15:00	11,364.52	2,841.13	0.00	0.00	267,295.44	66,823.86
270	09.27 12:30:00	0:15:00	10,533.27	2,633.32	0.00	0.00	268,126.68	67,031.67
270	09.27 12:45:00	0:15:00	10,278.06	2,569.52	0.00	0.00	268,381.89	67,095.47
270	09.27 13:00:00	0:15:00	9,578.54	2,394.63	0.00	0.00	269,081.42	67,270.35
270	09.27 13:15:00	0:15:00	9,635.17	2,408.79	0.00	0.00	269,024.79	67,256.20
270	09.27 13:30:00	0:15:00	9,124.74	2,281.19	0.00	0.00	269,535.21	67,383.80
270	09.27 13:45:00	0:15:00	9,237.01	2,309.25	0.00	0.00	269,422.95	67,355.74
270	09.27 14:00:00	0:15:00	8,704.13	2,176.03	0.00	0.00	269,955.82	67,488.96
270	09.27 14:15:00	0:15:00	8,793.69	2,198.42	0.00	0.00	269,866.26	67,466.57
270	09.27 14:30:00	0:15:00	8,231.38	2,057.85	0.00	0.00	270,428.58	67,607.14
270	09.27 14:45:00	0:15:00	8,245.35	2,061.34	0.00	0.00	270,414.60	67,603.65
270	09.27 15:00:00	0:15:00	7,598.96	1,899.74	0.00	0.00	271,060.99	67,765.25
270	09.27 15:15:00	0:15:00	7,456.76	1,864.19	0.00	0.00	271,203.19	67,800.80
270	09.27 15:30:00	0:15:00	6,829.59	1,707.40	0.00	0.00	271,830.37	67,957.59
270	09.27 15:45:00	0:15:00	6,751.25	1,687.81	0.00	0.00	271,908.70	67,977.18
270	09.27 16:00:00	0:15:00	6,417.21	1,604.30	0.00	0.00	272,242.75	68,060.69
270	09.27 16:15:00	0:15:00	6,283.74	1,570.94	0.00	0.00	272,376.22	68,094.05
270	09.27 16:30:00	0:15:00	5,828.70	1,457.18	0.00	0.00	272,831.26	68,207.81
270	09.27 16:45:00	0:15:00	5,675.77	1,418.94	0.00	0.00	272,984.18	68,246.05
270	09.27 17:00:00	0:15:00	5,480.19	1,370.05	0.00	0.00	273,179.77	68,294.94
270	09.27 17:15:00	0:15:00	5,843.17	1,460.79	0.00	0.00	272,816.79	68,204.20
270	09.27 17:30:00	0:15:00	6,613.05	1,653.26	0.00	0.00	272,046.91	68,011.73
270	09.27 17:45:00	0:13:48	7,524.87	1,730.72	0.00	0.00	271,135.08	62,361.07
270	09.27 17:58:11	0:06:36	7,466.24	821.29	0.00	0.00	271,193.71	29,831.31
277	10.04 08:09:36	0:02:24	120,158.19	4,806.33	0.00	0.00	158,501.77	6,340.07
277	10.04 08:15:00	0:10:12	108,137.05	18,383.30	0.00	0.00	170,522.90	28,988.89
277	10.04 08:30:00	0:15:00	79,745.72	19,936.43	0.00	0.00	198,914.24	49,728.56
277	10.04 08:45:00	0:15:00	62,720.14	15,680.04	0.00	0.00	215,939.81	53,984.95
277	10.04 09:00:00	0:15:00	50,629.66	12,657.42	0.00	0.00	228,030.30	57,007.57
277	10.04 09:15:00	0:15:00	43,244.24	10,811.06	0.00	0.00	235,415.71	58,853.93



## MAY2020 1450 OWENS EXIST D FOR D 39 FT PROPOSED - Mission Commons

DayNum	Date+Time	Duration	ExSF	ExSFHr	NewSF	NewSFHr	SunnySF	SunnySFHr
277	10.04 09:30:00	0:15:00	38,620.75	9,655.19	0.00	0.00	240,039.20	60,009.80
277	10.04 09:45:00	0:15:00	35,778.75	8,944.69	0.00	0.00	242,881.21	60,720.30
277	10.04 10:00:00	0:15:00	32,057.60	8,014.40	0.00	0.00	246,602.35	61,650.59
277	10.04 10:15:00	0:15:00	29,232.31	7,308.08	0.00	0.00	249,427.64	62,356.91
277	10.04 10:30:00	0:15:00	26,355.88	6,588.97	0.00	0.00	252,304.07	63,076.02
277	10.04 10:45:00	0:15:00	24,919.66	6,229.92	0.00	0.00	253,740.29	63,435.07
277	10.04 11:00:00	0:15:00	23,052.10	5,763.03	0.00	0.00	255,607.85	63,901.96
277	10.04 11:15:00	0:15:00	22,052.21	5,513.05	0.00	0.00	256,607.74	64,151.94
277	10.04 11:30:00	0:15:00	20,430.14	5,107.53	0.00	0.00	258,229.82	64,557.45
277	10.04 11:45:00	0:15:00	20,108.07	5,027.02	0.00	0.00	258,551.89	64,637.97
277	10.04 12:00:00	0:15:00	19,001.15	4,750.29	0.00	0.00	259,658.80	64,914.70
277	10.04 12:15:00	0:15:00	18,653.14	4,663.28	0.00	0.00	260,006.82	65,001.70
277	10.04 12:30:00	0:15:00	17,302.49	4,325.62	0.00	0.00	261,357.47	65,339.37
277	10.04 12:45:00	0:15:00	16,936.01	4,234.00	0.00	0.00	261,723.94	65,430.99
277	10.04 13:00:00	0:15:00	16,064.35	4,016.09	0.00	0.00	262,595.60	65,648.90
277	10.04 13:15:00	0:15:00	16,179.11	4,044.78	0.00	0.00	262,480.85	65,620.21
277	10.04 13:30:00	0:15:00	15,412.73	3,853.18	0.00	0.00	263,247.23	65,811.81
277	10.04 13:45:00	0:15:00	15,669.68	3,917.42	0.00	0.00	262,990.27	65,747.57
277	10.04 14:00:00	0:15:00	15,080.68	3,770.17	0.00	0.00	263,579.28	65,894.82
277	10.04 14:15:00	0:15:00	15,343.87	3,835.97	0.00	0.00	263,316.08	65,829.02
277	10.04 14:30:00	0:15:00	14,834.45	3,708.61	0.00	0.00	263,825.51	65,956.38
277	10.04 14:45:00	0:15:00	15,039.26	3,759.82	0.00	0.00	263,620.69	65,905.17
277	10.04 15:00:00	0:15:00	14,403.61	3,600.90	0.00	0.00	264,256.35	66,064.09
277	10.04 15:15:00	0:15:00	14,629.38	3,657.35	0.00	0.00	264,030.58	66,007.64
277	10.04 15:30:00	0:15:00	14,191.55	3,547.89	0.00	0.00	264,468.40	66,117.10
277	10.04 15:45:00	0:15:00	14,682.27	3,670.57	0.00	0.00	263,977.69	65,994.42
277	10.04 16:00:00	0:15:00	14,562.27	3,640.57	0.00	0.00	264,097.69	66,024.42
277	10.04 16:15:00	0:15:00	14,970.91	3,742.73	0.00	0.00	263,689.05	65,922.26
277	10.04 16:30:00	0:15:00	14,957.69	3,739.42	0.00	0.00	263,702.27	65,925.57
277	10.04 16:45:00	0:15:00	15,653.72	3,913.43	0.00	0.00	263,006.24	65,751.56
277	10.04 17:00:00	0:15:00	17,173.51	4,293.38	0.00	0.00	261,486.45	65,371.61
277	10.04 17:15:00	0:15:00	19,565.96	4,891.49	0.00	0.00	259,093.99	64,773.50
277	10.04 17:30:00	0:16:12	23,147.90	6,249.93	0.00	0.00	255,512.05	68,988.25
277	10.04 17:47:23	0:08:24	29,800.86	4,172.12	0.00	0.00	248,859.09	34,840.27
284	10.11 08:16:11	0:07:12	160,352.36	19,242.28	0.00	0.00	118,307.59	14,196.91
284	10.11 08:30:00	0:14:24	125,683.53	30,164.05	0.00	0.00	152,976.43	36,714.34
284	10.11 08:45:00	0:15:00	98,612.15	24,653.04	0.00	0.00	180,047.80	45,011.95
284	10.11 09:00:00	0:15:00	77,758.91	19,439.73	0.00	0.00	200,901.05	50,225.26
284	10.11 09:15:00	0:15:00	65,188.69	16,297.17	0.00	0.00	213,471.27	53,367.82
284	10.11 09:30:00	0:15:00	55,872.10	13,968.02	0.00	0.00	222,787.86	55,696.97
284	10.11 09:45:00	0:15:00	50,997.13	12,749.28	0.00	0.00	227,662.82	56,915.71
284	10.11 10:00:00	0:15:00	45,916.60	11,479.15	0.00	0.00	232,743.35	58,185.84
284	10.11 10:15:00	0:15:00	41,593.23	10,398.31	0.00	0.00	237,066.73	59,266.68
284	10.11 10:30:00	0:15:00	37,419.54	9,354.88	0.00	0.00	241,240.42	60,310.11
284	10.11 10:45:00	0:15:00	35,331.94	8,832.99	0.00	0.00	243,328.01	60,832.00
284	10.11 11:00:00	0:15:00	32,967.43	8,241.86	0.00	0.00	245,692.52	61,423.13
284	10.11 11:15:00	0:15:00	31,624.51	7,906.13	0.00	0.00	247,035.44	61,758.86
284	10.11 11:30:00	0:15:00	29,706.06	7,426.52	0.00	0.00	248,953.89	62,238.47
284	10.11 11:45:00	0:15:00	29,221.09	7,305.27	0.00	0.00	249,438.87	62,359.72
284	10.11 12:00:00	0:15:00	28,011.39	7,002.85	0.00	0.00	250,648.57	62,662.14
284	10.11 12:15:00	0:15:00	27,550.11	6,887.53	0.00	0.00	251,109.84	62,777.46
284	10.11 12:30:00	0:15:00	26,071.98	6,518.00	0.00	0.00	252,587.97	63,146.99



## MAY2020 1450 OWENS EXIST D FOR D 39 FT PROPOSED - Mission Commons

DayNum	Date+Time	Duration	ExSF	ExSFHr	NewSF	NewSFHr	SunnySF	SunnySFHr
284	10.11 12:45:00	0:15:00	25,572.54	6,393.13	0.00	0.00	253,087.42	63,271.86
284	10.11 13:00:00	0:15:00	24,568.90	6,142.23	0.00	0.00	254,091.05	63,522.76
284	10.11 13:15:00	0:15:00	24,714.10	6,178.52	0.00	0.00	253,945.86	63,486.46
284	10.11 13:30:00	0:15:00	23,980.89	5,995.22	0.00	0.00	254,679.06	63,669.77
284	10.11 13:45:00	0:15:00	24,179.72	6,044.93	0.00	0.00	254,480.23	63,620.06
284	10.11 14:00:00	0:15:00	23,433.80	5,858.45	0.00	0.00	255,226.16	63,806.54
284	10.11 14:15:00	0:15:00	23,899.82	5,974.95	0.00	0.00	254,760.14	63,690.04
284	10.11 14:30:00	0:15:00	23,498.41	5,874.60	0.00	0.00	255,161.54	63,790.39
284	10.11 14:45:00	0:15:00	23,847.43	5,961.86	0.00	0.00	254,812.53	63,703.13
284	10.11 15:00:00	0:15:00	23,515.63	5,878.91	0.00	0.00	255,144.33	63,786.08
284	10.11 15:15:00	0:15:00	24,252.07	6,063.02	0.00	0.00	254,407.88	63,601.97
284	10.11 15:30:00	0:15:00	24,355.85	6,088.96	0.00	0.00	254,304.10	63,576.03
284	10.11 15:45:00	0:15:00	25,539.85	6,384.96	0.00	0.00	253,120.10	63,280.03
284	10.11 16:00:00	0:15:00	25,858.68	6,464.67	0.00	0.00	252,801.27	63,200.32
284	10.11 16:15:00	0:15:00	27,558.10	6,889.52	0.00	0.00	251,101.86	62,775.47
284	10.11 16:30:00	0:15:00	28,152.09	7,038.02	0.00	0.00	250,507.86	62,626.97
284	10.11 16:45:00	0:15:00	30,861.37	7,715.34	0.00	0.00	247,798.58	61,949.65
284	10.11 17:00:00	0:15:00	34,754.91	8,688.73	0.00	0.00	243,905.05	60,976.26
284	10.11 17:15:00	0:15:00	41,453.02	10,363.26	0.00	0.00	237,206.93	59,301.73
284	10.11 17:30:00	0:11:24	49,881.49	9,477.48	0.00	0.00	228,778.47	43,467.91
284	10.11 17:37:12	0:03:36	54,382.99	3,262.98	0.00	0.00	224,276.97	13,456.62
291	10.18 08:22:48	0:03:36	176,141.55	10,568.49	0.00	0.00	102,518.41	6,151.11
291	10.18 08:30:00	0:10:48	167,209.89	30,097.78	0.00	0.00	111,450.06	20,061.01
291	10.18 08:45:00	0:15:00	140,832.81	35,208.20	0.00	0.00	137,827.15	34,456.79
291	10.18 09:00:00	0:15:00	113,281.70	28,320.42	0.00	0.00	165,378.26	41,344.57
291	10.18 09:15:00	0:15:00	93,296.12	23,324.03	0.00	0.00	185,363.83	46,340.96
291	10.18 09:30:00	0:15:00	78,381.35	19,595.34	0.00	0.00	200,278.61	50,069.65
291	10.18 09:45:00	0:15:00	69,796.96	17,449.24	0.00	0.00	208,862.99	52,215.75
291	10.18 10:00:00	0:15:00	61,993.18	15,498.30	0.00	0.00	216,666.78	54,166.69
291	10.18 10:15:00	0:15:00	56,060.20	14,015.05	0.00	0.00	222,599.76	55,649.94
291	10.18 10:30:00	0:15:00	50,419.60	12,604.90	0.00	0.00	228,240.35	57,060.09
291	10.18 10:45:00	0:15:00	47,235.32	11,808.83	0.00	0.00	231,424.63	57,856.16
291	10.18 11:00:00	0:15:00	43,975.70	10,993.93	0.00	0.00	234,684.26	58,671.06
291	10.18 11:15:00	0:15:00	42,036.54	10,509.14	0.00	0.00	236,623.41	59,155.85
291	10.18 11:30:00	0:15:00	39,679.02	9,919.75	0.00	0.00	238,980.94	59,745.23
291	10.18 11:45:00	0:15:00	38,978.50	9,744.62	0.00	0.00	239,681.46	59,920.37
291	10.18 12:00:00	0:15:00	37,513.09	9,378.27	0.00	0.00	241,146.87	60,286.72
291	10.18 12:15:00	0:15:00	37,016.89	9,254.22	0.00	0.00	241,643.07	60,410.77
291	10.18 12:30:00	0:15:00	35,302.75	8,825.69	0.00	0.00	243,357.20	60,839.30
291	10.18 12:45:00	0:15:00	34,929.79	8,732.45	0.00	0.00	243,730.17	60,932.54
291	10.18 13:00:00	0:15:00	34,004.49	8,501.12	0.00	0.00	244,655.46	61,163.87
291	10.18 13:15:00	0:15:00	34,256.21	8,564.05	0.00	0.00	244,403.74	61,100.94
291	10.18 13:30:00	0:15:00	33,496.56	8,374.14	0.00	0.00	245,163.39	61,290.85
291	10.18 13:45:00	0:15:00	33,631.28	8,407.82	0.00	0.00	245,028.68	61,257.17
291	10.18 14:00:00	0:15:00	32,944.23	8,236.06	0.00	0.00	245,715.73	61,428.93
291	10.18 14:15:00	0:15:00	33,542.97	8,385.74	0.00	0.00	245,116.99	61,279.25
291	10.18 14:30:00	0:15:00	33,268.05	8,317.01	0.00	0.00	245,391.91	61,347.98
291	10.18 14:45:00	0:15:00	33,977.80	8,494.45	0.00	0.00	244,682.16	61,170.54
291	10.18 15:00:00	0:15:00	34,175.88	8,543.97	0.00	0.00	244,484.08	61,121.02
291	10.18 15:15:00	0:15:00	35,645.53	8,911.38	0.00	0.00	243,014.43	60,753.61
291	10.18 15:30:00	0:15:00	36,381.48	9,095.37	0.00	0.00	242,278.48	60,569.62
291	10.18 15:45:00	0:15:00	38,485.04	9,621.26	0.00	0.00	240,174.92	60,043.73



## MAY2020 1450 OWENS EXIST D FOR D 39 FT PROPOSED - Mission Commons

DayNum	Date+Time	Duration	ExSF	ExSFHr	NewSF	NewSFHr	SunnySF	SunnySFHr
291	10.18 16:00:00	0:15:00	40,114.35	10,028.59	0.00	0.00	238,545.61	59,636.40
291	10.18 16:15:00	0:15:00	42,599.11	10,649.78	0.00	0.00	236,060.85	59,015.21
291	10.18 16:30:00	0:15:00	45,027.98	11,257.00	0.00	0.00	233,631.98	58,407.99
291	10.18 16:45:00	0:15:00	50,807.28	12,701.82	0.00	0.00	227,852.67	56,963.17
291	10.18 17:00:00	0:15:00	58,768.48	14,692.12	0.00	0.00	219,891.47	54,972.87
291	10.18 17:15:00	0:13:12	69,181.51	15,219.93	0.00	0.00	209,478.45	46,085.26
291	10.18 17:27:00	0:06:00	82,521.86	8,252.19	0.00	0.00	196,138.10	19,613.81
298	10.25 07:30:00	0:07:48	181,286.94	23,567.30	0.00	0.00	97,373.02	12,658.49
298	10.25 07:45:00	0:15:00	166,578.73	41,644.68	0.00	0.00	112,081.23	28,020.31
298	10.25 08:00:00	0:15:00	147,366.27	36,841.57	0.00	0.00	131,293.69	32,823.42
298	10.25 08:15:00	0:15:00	125,993.37	31,498.34	0.00	0.00	152,666.58	38,166.65
298	10.25 08:30:00	0:15:00	105,355.17	26,338.79	0.00	0.00	173,304.78	43,326.20
298	10.25 08:45:00	0:15:00	92,397.52	23,099.38	0.00	0.00	186,262.44	46,565.61
298	10.25 09:00:00	0:15:00	81,289.46	20,322.36	0.00	0.00	197,370.50	49,342.62
298	10.25 09:15:00	0:15:00	73,413.83	18,353.46	0.00	0.00	205,246.13	51,311.53
298	10.25 09:30:00	0:15:00	65,430.92	16,357.73	0.00	0.00	213,229.03	53,307.26
298	10.25 09:45:00	0:15:00	60,467.40	15,116.85	0.00	0.00	218,192.56	54,548.14
298	10.25 10:00:00	0:15:00	56,207.39	14,051.85	0.00	0.00	222,452.57	55,613.14
298	10.25 10:15:00	0:15:00	53,140.36	13,285.09	0.00	0.00	225,519.60	56,379.90
298	10.25 10:30:00	0:15:00	50,185.10	12,546.27	0.00	0.00	228,474.86	57,118.72
298	10.25 10:45:00	0:15:00	49,303.21	12,325.80	0.00	0.00	229,356.75	57,339.19
298	10.25 11:00:00	0:15:00	47,743.00	11,935.75	0.00	0.00	230,916.96	57,729.24
298	10.25 11:15:00	0:15:00	47,169.46	11,792.37	0.00	0.00	231,490.49	57,872.62
298	10.25 11:30:00	0:15:00	45,329.09	11,332.27	0.00	0.00	233,330.86	58,332.72
298	10.25 11:45:00	0:15:00	45,226.81	11,306.70	0.00	0.00	233,433.15	58,358.29
298	10.25 12:00:00	0:15:00	44,232.41	11,058.10	0.00	0.00	234,427.55	58,606.89
298	10.25 12:15:00	0:15:00	44,728.61	11,182.15	0.00	0.00	233,931.34	58,482.84
298	10.25 12:30:00	0:15:00	44,022.85	11,005.71	0.00	0.00	234,637.10	58,659.28
298	10.25 12:45:00	0:15:00	44,116.65	11,029.16	0.00	0.00	234,543.30	58,635.83
298	10.25 13:00:00	0:15:00	43,457.79	10,864.45	0.00	0.00	235,202.16	58,800.54
298	10.25 13:15:00	0:15:00	44,351.66	11,087.91	0.00	0.00	234,308.30	58,577.08
298	10.25 13:30:00	0:15:00	44,162.81	11,040.70	0.00	0.00	234,497.15	58,624.29
298	10.25 13:45:00	0:15:00	45,392.21	11,348.05	0.00	0.00	233,267.74	58,316.94
298	10.25 14:00:00	0:15:00	46,035.60	11,508.90	0.00	0.00	232,624.35	58,156.09
298	10.25 14:15:00	0:15:00	48,071.06	12,017.76	0.00	0.00	230,588.90	57,647.22
298	10.25 14:30:00	0:15:00	49,678.91	12,419.73	0.00	0.00	228,981.04	57,245.26
298	10.25 14:45:00	0:15:00	52,705.78	13,176.44	0.00	0.00	225,954.18	56,488.54
298	10.25 15:00:00	0:15:00	55,684.49	13,921.12	0.00	0.00	222,975.46	55,743.87
298	10.25 15:15:00	0:15:00	59,408.13	14,852.03	0.00	0.00	219,251.82	54,812.96
298	10.25 15:30:00	0:15:00	64,961.66	16,240.42	0.00	0.00	213,698.29	53,424.57
298	10.25 15:45:00	0:15:00	77,582.78	19,395.70	0.00	0.00	201,077.17	50,269.29
298	10.25 16:00:00	0:15:00	89,435.02	22,358.76	0.00	0.00	189,224.94	47,306.23
298	10.25 16:15:00	0:09:00	101,917.43	15,287.61	0.00	0.00	176,742.53	26,511.38
298	10.25 16:18:00	0:01:48	104,773.15	3,143.20	0.00	0.00	173,886.80	5,216.60
305	11.01 07:36:35	0:04:12	183,442.89	12,841.00	0.00	0.00	95,217.07	6,665.20
305	11.01 07:45:00	0:11:24	176,659.95	33,565.39	0.00	0.00	102,000.00	19,380.00
305	11.01 08:00:00	0:15:00	163,073.37	40,768.34	0.00	0.00	115,586.58	28,896.65
305	11.01 08:15:00	0:15:00	149,983.50	37,495.87	0.00	0.00	128,676.46	32,169.12
305	11.01 08:30:00	0:15:00	134,112.24	33,528.06	0.00	0.00	144,547.72	36,136.93
305	11.01 08:45:00	0:15:00	117,011.58	29,252.89	0.00	0.00	161,648.38	40,412.10
305	11.01 09:00:00	0:15:00	102,839.48	25,709.87	0.00	0.00	175,820.47	43,955.12
305	11.01 09:15:00	0:15:00	92,552.94	23,138.24	0.00	0.00	186,107.02	46,526.75



## MAY2020 1450 OWENS EXIST D FOR D 39 FT PROPOSED - Mission Commons

DayNum	Date+Time	Duration	ExSF	ExSFHr	NewSF	NewSFHr	SunnySF	SunnySFHr
305	11.01 09:30:00	0:15:00	81,987.49	20,496.87	0.00	0.00	196,672.47	49,168.12
305	11.01 09:45:00	0:15:00	75,200.56	18,800.14	0.00	0.00	203,459.40	50,864.85
305	11.01 10:00:00	0:15:00	69,292.77	17,323.19	0.00	0.00	209,367.18	52,341.80
305	11.01 10:15:00	0:15:00	65,182.70	16,295.67	0.00	0.00	213,477.26	53,369.31
305	11.01 10:30:00	0:15:00	61,274.45	15,318.61	0.00	0.00	217,385.51	54,346.38
305	11.01 10:45:00	0:15:00	60,079.97	15,019.99	0.00	0.00	218,579.99	54,645.00
305	11.01 11:00:00	0:15:00	58,299.97	14,574.99	0.00	0.00	220,359.98	55,090.00
305	11.01 11:15:00	0:15:00	57,700.99	14,425.25	0.00	0.00	220,958.97	55,239.74
305	11.01 11:30:00	0:15:00	55,799.50	13,949.88	0.00	0.00	222,860.46	55,715.11
305	11.01 11:45:00	0:15:00	55,706.94	13,926.74	0.00	0.00	222,953.01	55,738.25
305	11.01 12:00:00	0:15:00	54,963.76	13,740.94	0.00	0.00	223,696.19	55,924.05
305	11.01 12:15:00	0:15:00	55,700.21	13,925.05	0.00	0.00	222,959.75	55,739.94
305	11.01 12:30:00	0:15:00	54,815.08	13,703.77	0.00	0.00	223,844.88	55,961.22
305	11.01 12:45:00	0:15:00	54,948.79	13,737.20	0.00	0.00	223,711.16	55,927.79
305	11.01 13:00:00	0:15:00	54,443.11	13,610.78	0.00	0.00	224,216.84	56,054.21
305	11.01 13:15:00	0:15:00	55,588.94	13,897.24	0.00	0.00	223,071.01	55,767.75
305	11.01 13:30:00	0:15:00	55,712.68	13,928.17	0.00	0.00	222,947.27	55,736.82
305	11.01 13:45:00	0:15:00	57,457.75	14,364.44	0.00	0.00	221,202.21	55,300.55
305	11.01 14:00:00	0:15:00	58,430.45	14,607.61	0.00	0.00	220,229.51	55,057.38
305	11.01 14:15:00	0:15:00	61,182.39	15,295.60	0.00	0.00	217,477.57	54,369.39
305	11.01 14:30:00	0:15:00	63,758.20	15,939.55	0.00	0.00	214,901.75	53,725.44
305	11.01 14:45:00	0:15:00	68,063.12	17,015.78	0.00	0.00	210,596.84	52,649.21
305	11.01 15:00:00	0:15:00	72,184.17	18,046.04	0.00	0.00	206,475.78	51,618.95
305	11.01 15:15:00	0:15:00	80,130.65	20,032.66	0.00	0.00	198,529.30	49,632.33
305	11.01 15:30:00	0:15:00	91,739.91	22,934.98	0.00	0.00	186,920.05	46,730.01
305	11.01 15:45:00	0:15:00	104,507.71	26,126.93	0.00	0.00	174,152.24	43,538.06
305	11.01 16:00:00	0:12:36	111,284.91	23,369.83	0.00	0.00	167,375.05	35,148.76
305	11.01 16:10:12	0:05:24	114,155.60	10,274.00	0.00	0.00	164,504.35	14,805.39
312	11.08 07:43:48	0:00:36	183,777.68	1,837.78	0.00	0.00	94,882.27	948.82
312	11.08 07:45:00	0:07:48	182,887.56	23,775.38	0.00	0.00	95,772.40	12,450.41
312	11.08 08:00:00	0:15:00	171,258.35	42,814.59	0.00	0.00	107,401.60	26,850.40
312	11.08 08:15:00	0:15:00	160,813.14	40,203.29	0.00	0.00	117,846.81	29,461.70
312	11.08 08:30:00	0:15:00	150,740.15	37,685.04	0.00	0.00	127,919.81	31,979.95
312	11.08 08:45:00	0:15:00	139,099.71	34,774.93	0.00	0.00	139,560.24	34,890.06
312	11.08 09:00:00	0:15:00	125,423.57	31,355.89	0.00	0.00	153,236.38	38,309.10
312	11.08 09:15:00	0:15:00	112,311.74	28,077.94	0.00	0.00	166,348.21	41,587.05
312	11.08 09:30:00	0:15:00	99,527.72	24,881.93	0.00	0.00	179,132.23	44,783.06
312	11.08 09:45:00	0:15:00	90,980.26	22,745.06	0.00	0.00	187,679.70	46,919.92
312	11.08 10:00:00	0:15:00	83,027.79	20,756.95	0.00	0.00	195,632.17	48,908.04
312	11.08 10:15:00	0:15:00	77,817.54	19,454.38	0.00	0.00	200,842.42	50,210.61
312	11.08 10:30:00	0:15:00	72,576.35	18,144.09	0.00	0.00	206,083.61	51,520.90
312	11.08 10:45:00	0:15:00	70,993.93	17,748.48	0.00	0.00	207,666.02	51,916.51
312	11.08 11:00:00	0:15:00	69,103.42	17,275.86	0.00	0.00	209,556.53	52,389.13
312	11.08 11:15:00	0:15:00	68,425.85	17,106.46	0.00	0.00	210,234.10	52,558.53
312	11.08 11:30:00	0:15:00	66,434.56	16,608.64	0.00	0.00	212,225.40	53,056.35
312	11.08 11:45:00	0:15:00	66,449.77	16,612.44	0.00	0.00	212,210.18	53,052.55
312	11.08 12:00:00	0:15:00	65,987.25	16,496.81	0.00	0.00	212,672.71	53,168.18
312	11.08 12:15:00	0:15:00	66,881.61	16,720.40	0.00	0.00	211,778.34	52,944.59
312	11.08 12:30:00	0:15:00	65,875.24	16,468.81	0.00	0.00	212,784.72	53,196.18
312	11.08 12:45:00	0:15:00	66,048.37	16,512.09	0.00	0.00	212,611.58	53,152.90
312	11.08 13:00:00	0:15:00	65,752.99	16,438.25	0.00	0.00	212,906.96	53,226.74
312	11.08 13:15:00	0:15:00	66,992.88	16,748.22	0.00	0.00	211,667.08	52,916.77



## MAY2020 1450 OWENS EXIST D FOR D 39 FT PROPOSED - Mission Commons

DayNum	Date+Time	Duration	ExSF	ExSFHr	NewSF	NewSFHr	SunnySF	SunnySFHr
312	11.08 13:30:00	0:15:00	67,293.99	16,823.50	0.00	0.00	211,365.96	52,841.49
312	11.08 13:45:00	0:15:00	69,466.91	17,366.73	0.00	0.00	209,193.05	52,298.26
312	11.08 14:00:00	0:15:00	70,782.88	17,695.72	0.00	0.00	207,877.08	51,969.27
312	11.08 14:15:00	0:15:00	74,379.79	18,594.95	0.00	0.00	204,280.17	51,070.04
312	11.08 14:30:00	0:15:00	78,172.54	19,543.13	0.00	0.00	200,487.42	50,121.86
312	11.08 14:45:00	0:15:00	84,667.33	21,166.83	0.00	0.00	193,992.63	48,498.16
312	11.08 15:00:00	0:15:00	91,094.52	22,773.63	0.00	0.00	187,565.44	46,891.36
312	11.08 15:15:00	0:15:00	103,515.31	25,878.83	0.00	0.00	175,144.65	43,786.16
312	11.08 15:30:00	0:15:00	111,831.01	27,957.75	0.00	0.00	166,828.95	41,707.24
312	11.08 15:45:00	0:15:00	116,824.97	29,206.24	0.00	0.00	161,834.99	40,458.75
312	11.08 16:00:00	0:09:00	118,391.16	17,758.68	0.00	0.00	160,268.79	24,040.32
312	11.08 16:03:00	0:01:48	118,184.85	3,545.55	0.00	0.00	160,475.11	4,814.25
319	11.15 07:51:00	0:04:48	182,960.41	14,636.83	0.00	0.00	95,699.55	7,655.96
319	11.15 08:00:00	0:12:00	177,263.68	35,452.74	0.00	0.00	101,396.28	20,279.26
319	11.15 08:15:00	0:15:00	166,864.87	41,716.22	0.00	0.00	111,795.08	27,948.77
319	11.15 08:30:00	0:15:00	158,166.73	39,541.68	0.00	0.00	120,493.23	30,123.31
319	11.15 08:45:00	0:15:00	150,819.23	37,704.81	0.00	0.00	127,840.72	31,960.18
319	11.15 09:00:00	0:15:00	140,757.22	35,189.30	0.00	0.00	137,902.74	34,475.69
319	11.15 09:15:00	0:15:00	130,226.94	32,556.73	0.00	0.00	148,433.02	37,108.25
319	11.15 09:30:00	0:15:00	116,687.01	29,171.75	0.00	0.00	161,972.95	40,493.24
319	11.15 09:45:00	0:15:00	106,488.03	26,622.01	0.00	0.00	172,171.92	43,042.98
319	11.15 10:00:00	0:15:00	97,257.76	24,314.44	0.00	0.00	181,402.19	45,350.55
319	11.15 10:15:00	0:15:00	91,274.39	22,818.60	0.00	0.00	187,385.57	46,846.39
319	11.15 10:30:00	0:15:00	84,433.82	21,108.46	0.00	0.00	194,226.13	48,556.53
319	11.15 10:45:00	0:15:00	82,306.31	20,576.58	0.00	0.00	196,353.64	49,088.41
319	11.15 11:00:00	0:15:00	80,037.85	20,009.46	0.00	0.00	198,622.11	49,655.53
319	11.15 11:15:00	0:15:00	79,049.44	19,762.36	0.00	0.00	199,610.52	49,902.63
319	11.15 11:30:00	0:15:00	76,802.93	19,200.73	0.00	0.00	201,857.03	50,464.26
319	11.15 11:45:00	0:15:00	76,773.24	19,193.31	0.00	0.00	201,886.72	50,471.68
319	11.15 12:00:00	0:15:00	76,347.39	19,086.85	0.00	0.00	202,312.57	50,578.14
319	11.15 12:15:00	0:15:00	77,632.92	19,408.23	0.00	0.00	201,027.03	50,256.76
319	11.15 12:30:00	0:15:00	76,489.34	19,122.33	0.00	0.00	202,170.62	50,542.65
319	11.15 12:45:00	0:15:00	76,770.99	19,192.75	0.00	0.00	201,888.96	50,472.24
319	11.15 13:00:00	0:15:00	76,585.14	19,146.28	0.00	0.00	202,074.82	50,518.71
319	11.15 13:15:00	0:15:00	78,151.33	19,537.83	0.00	0.00	200,508.62	50,127.16
319	11.15 13:30:00	0:15:00	79,027.98	19,757.00	0.00	0.00	199,631.97	49,907.99
319	11.15 13:45:00	0:15:00	81,608.54	20,402.13	0.00	0.00	197,051.42	49,262.86
319	11.15 14:00:00	0:15:00	83,459.63	20,864.91	0.00	0.00	195,200.33	48,800.08
319	11.15 14:15:00	0:15:00	88,380.25	22,095.06	0.00	0.00	190,279.71	47,569.93
319	11.15 14:30:00	0:15:00	93,286.39	23,321.60	0.00	0.00	185,373.56	46,343.39
319	11.15 14:45:00	0:15:00	101,928.90	25,482.23	0.00	0.00	176,731.05	44,182.76
319	11.15 15:00:00	0:15:00	108,576.87	27,144.22	0.00	0.00	170,083.08	42,520.77
319	11.15 15:15:00	0:15:00	116,919.27	29,229.82	0.00	0.00	161,740.69	40,435.17
319	11.15 15:30:00	0:15:00	120,884.15	30,221.04	0.00	0.00	157,775.80	39,443.95
319	11.15 15:45:00	0:13:48	121,861.59	28,028.17	0.00	0.00	156,798.36	36,063.62
319	11.15 15:57:36	0:06:36	121,673.24	13,384.06	0.00	0.00	156,986.72	17,268.54
326	11.22 07:57:36	0:01:12	181,267.73	3,625.36	0.00	0.00	97,392.23	1,947.85
326	11.22 08:00:00	0:09:00	180,174.53	27,026.18	0.00	0.00	98,485.42	14,772.81
326	11.22 08:15:00	0:15:00	171,818.42	42,954.61	0.00	0.00	106,841.54	26,710.38
326	11.22 08:30:00	0:15:00	162,822.40	40,705.60	0.00	0.00	115,837.55	28,959.39
326	11.22 08:45:00	0:15:00	155,830.66	38,957.66	0.00	0.00	122,829.30	30,707.32
326	11.22 09:00:00	0:15:00	149,085.89	37,271.47	0.00	0.00	129,574.07	32,393.52





## MAY2020 1450 OWENS EXIST D FOR D 39 FT PROPOSED - Mission Commons

DayNum	Date+Time	Duration	ExSF	ExSFHr	NewSF	NewSFHr	SunnySF	SunnySFHr
326	11.22 09:15:00	0:15:00	141,204.77	35,301.19	0.00	0.00	137,455.18	34,363.80
326	11.22 09:30:00	0:15:00	131,569.11	32,892.28	0.00	0.00	147,090.85	36,772.71
326	11.22 09:45:00	0:15:00	120,701.04	30,175.26	0.00	0.00	157,958.92	39,489.73
326	11.22 10:00:00	0:15:00	110,018.83	27,504.71	0.00	0.00	168,641.12	42,160.28
326	11.22 10:15:00	0:15:00	104,281.69	26,070.42	0.00	0.00	174,378.27	43,594.57
326	11.22 10:30:00	0:15:00	96,524.31	24,131.08	0.00	0.00	182,135.65	45,533.91
326	11.22 10:45:00	0:15:00	93,292.38	23,323.10	0.00	0.00	185,367.58	46,341.89
326	11.22 11:00:00	0:15:00	90,806.87	22,701.72	0.00	0.00	187,853.08	46,963.27
326	11.22 11:15:00	0:15:00	90,040.49	22,510.12	0.00	0.00	188,619.46	47,154.87
326	11.22 11:30:00	0:15:00	87,580.43	21,895.11	0.00	0.00	191,079.52	47,769.88
326	11.22 11:45:00	0:15:00	87,310.00	21,827.50	0.00	0.00	191,349.95	47,837.49
326	11.22 12:00:00	0:15:00	86,730.23	21,682.56	0.00	0.00	191,929.73	47,982.43
326	11.22 12:15:00	0:15:00	88,295.17	22,073.79	0.00	0.00	190,364.78	47,591.20
326	11.22 12:30:00	0:15:00	86,919.83	21,729.96	0.00	0.00	191,740.13	47,935.03
326	11.22 12:45:00	0:15:00	87,476.90	21,869.23	0.00	0.00	191,183.05	47,795.76
326	11.22 13:00:00	0:15:00	87,204.73	21,801.18	0.00	0.00	191,455.23	47,863.81
326	11.22 13:15:00	0:15:00	89,246.42	22,311.60	0.00	0.00	189,413.54	47,353.38
326	11.22 13:30:00	0:15:00	90,279.99	22,570.00	0.00	0.00	188,379.97	47,094.99
326	11.22 13:45:00	0:15:00	93,313.33	23,328.33	0.00	0.00	185,346.62	46,336.66
326	11.22 14:00:00	0:15:00	95,769.65	23,942.41	0.00	0.00	182,890.30	45,722.58
326	11.22 14:15:00	0:15:00	101,774.98	25,443.75	0.00	0.00	176,884.98	44,221.24
326	11.22 14:30:00	0:15:00	107,657.81	26,914.45	0.00	0.00	171,002.14	42,750.54
326	11.22 14:45:00	0:15:00	113,964.26	28,491.06	0.00	0.00	164,695.70	41,173.93
326	11.22 15:00:00	0:15:00	118,743.17	29,685.79	0.00	0.00	159,916.78	39,979.20
326	11.22 15:15:00	0:15:00	124,207.89	31,051.97	0.00	0.00	154,452.07	38,613.02
326	11.22 15:30:00	0:15:00	124,918.39	31,229.60	0.00	0.00	153,741.57	38,435.39
326	11.22 15:45:00	0:12:00	125,623.90	25,124.78	0.00	0.00	153,036.05	30,607.21
326	11.22 15:54:00	0:04:48	124,030.51	9,922.44	0.00	0.00	154,629.44	12,370.36
333	11.29 08:04:12	0:05:24	180,789.24	16,271.03	0.00	0.00	97,870.72	8,808.37
333	11.29 08:15:00	0:12:36	174,999.95	36,749.99	0.00	0.00	103,660.00	21,768.60
333	11.29 08:30:00	0:15:00	166,794.27	41,698.57	0.00	0.00	111,865.68	27,966.42
333	11.29 08:45:00	0:15:00	159,591.97	39,897.99	0.00	0.00	119,067.99	29,767.00
333	11.29 09:00:00	0:15:00	153,158.05	38,289.51	0.00	0.00	125,501.91	31,375.48
333	11.29 09:15:00	0:15:00	147,445.35	36,861.34	0.00	0.00	131,214.60	32,803.65
333	11.29 09:30:00	0:15:00	139,516.33	34,879.08	0.00	0.00	139,143.62	34,785.91
333	11.29 09:45:00	0:15:00	131,020.26	32,755.07	0.00	0.00	147,639.69	36,909.92
333	11.29 10:00:00	0:15:00	120,850.72	30,212.68	0.00	0.00	157,809.23	39,452.31
333	11.29 10:15:00	0:15:00	115,104.10	28,776.03	0.00	0.00	163,555.85	40,888.96
333	11.29 10:30:00	0:15:00	107,269.38	26,817.35	0.00	0.00	171,390.57	42,847.64
333	11.29 10:45:00	0:15:00	103,009.87	25,752.47	0.00	0.00	175,650.08	43,912.52
333	11.29 11:00:00	0:15:00	100,171.36	25,042.84	0.00	0.00	178,488.59	44,622.15
333	11.29 11:15:00	0:15:00	99,631.50	24,907.88	0.00	0.00	179,028.45	44,757.11
333	11.29 11:30:00	0:15:00	96,964.63	24,241.16	0.00	0.00	181,695.33	45,423.83
333	11.29 11:45:00	0:15:00	96,674.49	24,168.62	0.00	0.00	181,985.46	45,496.37
333	11.29 12:00:00	0:15:00	96,048.06	24,012.02	0.00	0.00	182,611.89	45,652.97
333	11.29 12:15:00	0:15:00	97,646.44	24,411.61	0.00	0.00	181,013.51	45,253.38
333	11.29 12:30:00	0:15:00	96,494.12	24,123.53	0.00	0.00	182,165.83	45,541.46
333	11.29 12:45:00	0:15:00	96,821.68	24,205.42	0.00	0.00	181,838.27	45,459.57
333	11.29 13:00:00	0:15:00	96,671.25	24,167.81	0.00	0.00	181,988.71	45,497.18
333	11.29 13:15:00	0:15:00	98,844.66	24,711.17	0.00	0.00	179,815.29	44,953.82
333	11.29 13:30:00	0:15:00	100,304.58	25,076.15	0.00	0.00	178,355.37	44,588.84
333	11.29 13:45:00	0:15:00	103,656.76	25,914.19	0.00	0.00	175,003.20	43,750.80



## MAY2020 1450 OWENS EXIST D FOR D 39 FT PROPOSED - Mission Commons

DayNum	Date+Time	Duration	ExSF	ExSFHr	NewSF	NewSFHr	SunnySF	SunnySFHr
333	11.29 14:00:00	0:15:00	106,199.64	26,549.91	0.00	0.00	172,460.31	43,115.08
333	11.29 14:15:00	0:15:00	111,127.74	27,781.94	0.00	0.00	167,532.21	41,883.05
333	11.29 14:30:00	0:15:00	115,583.34	28,895.84	0.00	0.00	163,076.62	40,769.15
333	11.29 14:45:00	0:15:00	121,022.36	30,255.59	0.00	0.00	157,637.59	39,409.40
333	11.29 15:00:00	0:15:00	124,824.84	31,206.21	0.00	0.00	153,835.12	38,458.78
333	11.29 15:15:00	0:15:00	127,058.87	31,764.72	0.00	0.00	151,601.08	37,900.27
333	11.29 15:30:00	0:15:00	127,657.61	31,914.40	0.00	0.00	151,002.35	37,750.59
333	11.29 15:45:00	0:10:48	126,908.19	22,843.47	0.00	0.00	151,751.76	27,315.32
333	11.29 15:51:36	0:03:00	125,745.15	6,287.26	0.00	0.00	152,914.81	7,645.74
340	12.06 08:10:12	0:02:24	181,287.94	7,251.52	0.00	0.00	97,372.02	3,894.88
340	12.06 08:15:00	0:10:12	176,354.10	29,980.20	0.00	0.00	102,305.86	17,392.00
340	12.06 08:30:00	0:15:00	169,997.51	42,499.38	0.00	0.00	108,662.44	27,165.61
340	12.06 08:45:00	0:15:00	162,570.93	40,642.73	0.00	0.00	116,089.02	29,022.26
340	12.06 09:00:00	0:15:00	156,197.88	39,049.47	0.00	0.00	122,462.07	30,615.52
340	12.06 09:15:00	0:15:00	150,531.59	37,632.90	0.00	0.00	128,128.37	32,032.09
340	12.06 09:30:00	0:15:00	145,069.62	36,267.40	0.00	0.00	133,590.34	33,397.59
340	12.06 09:45:00	0:15:00	137,425.50	34,356.37	0.00	0.00	141,234.46	35,308.62
340	12.06 10:00:00	0:15:00	128,464.91	32,116.23	0.00	0.00	150,195.05	37,548.76
340	12.06 10:15:00	0:15:00	122,374.51	30,593.63	0.00	0.00	156,285.45	39,071.36
340	12.06 10:30:00	0:15:00	115,126.30	28,781.58	0.00	0.00	163,533.65	40,883.41
340	12.06 10:45:00	0:15:00	110,266.81	27,566.70	0.00	0.00	168,393.15	42,098.29
340	12.06 11:00:00	0:15:00	107,337.74	26,834.44	0.00	0.00	171,322.22	42,830.55
340	12.06 11:15:00	0:15:00	107,146.39	26,786.60	0.00	0.00	171,513.56	42,878.39
340	12.06 11:30:00	0:15:00	104,654.40	26,163.60	0.00	0.00	174,005.55	43,501.39
340	12.06 11:45:00	0:15:00	104,230.55	26,057.64	0.00	0.00	174,429.41	43,607.35
340	12.06 12:00:00	0:15:00	103,255.35	25,813.84	0.00	0.00	175,404.60	43,851.15
340	12.06 12:15:00	0:15:00	104,761.68	26,190.42	0.00	0.00	173,898.28	43,474.57
340	12.06 12:30:00	0:15:00	103,756.30	25,939.07	0.00	0.00	174,903.66	43,725.91
340	12.06 12:45:00	0:15:00	104,112.30	26,028.07	0.00	0.00	174,547.66	43,636.92
340	12.06 13:00:00	0:15:00	104,028.97	26,007.24	0.00	0.00	174,630.98	43,657.75
340	12.06 13:15:00	0:15:00	106,249.04	26,562.26	0.00	0.00	172,410.92	43,102.73
340	12.06 13:30:00	0:15:00	107,592.95	26,898.24	0.00	0.00	171,067.00	42,766.75
340	12.06 13:45:00	0:15:00	110,888.00	27,722.00	0.00	0.00	167,771.96	41,942.99
340	12.06 14:00:00	0:15:00	112,588.66	28,147.17	0.00	0.00	166,071.30	41,517.82
340	12.06 14:15:00	0:15:00	116,203.53	29,050.88	0.00	0.00	162,456.42	40,614.11
340	12.06 14:30:00	0:15:00	119,888.50	29,972.13	0.00	0.00	158,771.45	39,692.86
340	12.06 14:45:00	0:15:00	124,823.09	31,205.77	0.00	0.00	153,836.86	38,459.22
340	12.06 15:00:00	0:15:00	127,115.75	31,778.94	0.00	0.00	151,544.20	37,886.05
340	12.06 15:15:00	0:15:00	128,921.94	32,230.49	0.00	0.00	149,738.01	37,434.50
340	12.06 15:30:00	0:15:00	129,509.45	32,377.36	0.00	0.00	149,150.50	37,287.63
340	12.06 15:45:00	0:10:12	127,917.81	21,746.03	0.00	0.00	150,742.15	25,626.17
340	12.06 15:51:00	0:03:00	126,915.18	6,345.76	0.00	0.00	151,744.78	7,587.24
347	12.13 08:15:36	0:07:12	182,297.80	21,875.74	0.00	0.00	96,362.15	11,563.46
347	12.13 08:30:00	0:15:00	171,997.29	42,999.32	0.00	0.00	106,662.66	26,665.67
347	12.13 08:45:00	0:15:00	165,168.45	41,292.11	0.00	0.00	113,491.50	28,372.88
347	12.13 09:00:00	0:15:00	158,370.30	39,592.57	0.00	0.00	120,289.66	30,072.41
347	12.13 09:15:00	0:15:00	152,871.15	38,217.79	0.00	0.00	125,788.80	31,447.20
347	12.13 09:30:00	0:15:00	147,436.37	36,859.09	0.00	0.00	131,223.58	32,805.90
347	12.13 09:45:00	0:15:00	141,992.11	35,498.03	0.00	0.00	136,667.85	34,166.96
347	12.13 10:00:00	0:15:00	133,290.72	33,322.68	0.00	0.00	145,369.23	36,342.31
347	12.13 10:15:00	0:15:00	126,356.11	31,589.03	0.00	0.00	152,303.85	38,075.96
347	12.13 10:30:00	0:15:00	120,244.25	30,061.06	0.00	0.00	158,415.70	39,603.93



## MAY2020 1450 OWENS EXIST D FOR D 39 FT PROPOSED - Mission Commons

DayNum	Date+Time	Duration	ExSF	ExSFHr	NewSF	NewSFHr	SunnySF	SunnySFHr
347	12.13 10:45:00	0:15:00	114,746.61	28,686.65	0.00	0.00	163,913.35	40,978.34
347	12.13 11:00:00	0:15:00	112,104.93	28,026.23	0.00	0.00	166,555.03	41,638.76
347	12.13 11:15:00	0:15:00	111,706.77	27,926.69	0.00	0.00	166,953.19	41,738.30
347	12.13 11:30:00	0:15:00	109,491.94	27,372.99	0.00	0.00	169,168.01	42,292.00
347	12.13 11:45:00	0:15:00	109,131.70	27,282.93	0.00	0.00	169,528.25	42,382.06
347	12.13 12:00:00	0:15:00	107,704.22	26,926.05	0.00	0.00	170,955.74	42,738.94
347	12.13 12:15:00	0:15:00	109,553.81	27,388.45	0.00	0.00	169,106.14	42,276.54
347	12.13 12:30:00	0:15:00	108,438.92	27,109.73	0.00	0.00	170,221.04	42,555.26
347	12.13 12:45:00	0:15:00	108,758.49	27,189.62	0.00	0.00	169,901.46	42,475.37
347	12.13 13:00:00	0:15:00	108,519.50	27,129.87	0.00	0.00	170,140.46	42,535.12
347	12.13 13:15:00	0:15:00	110,553.95	27,638.49	0.00	0.00	168,106.00	42,026.50
347	12.13 13:30:00	0:15:00	111,878.91	27,969.73	0.00	0.00	166,781.05	41,695.26
347	12.13 13:45:00	0:15:00	114,572.22	28,643.06	0.00	0.00	164,087.73	41,021.93
347	12.13 14:00:00	0:15:00	115,270.50	28,817.63	0.00	0.00	163,389.46	40,847.36
347	12.13 14:15:00	0:15:00	118,552.32	29,638.08	0.00	0.00	160,107.63	40,026.91
347	12.13 14:30:00	0:15:00	122,100.84	30,525.21	0.00	0.00	156,559.12	39,139.78
347	12.13 14:45:00	0:15:00	126,623.79	31,655.95	0.00	0.00	152,036.16	38,009.04
347	12.13 15:00:00	0:15:00	128,149.07	32,037.27	0.00	0.00	150,510.88	37,627.72
347	12.13 15:15:00	0:15:00	129,948.03	32,487.01	0.00	0.00	148,711.93	37,177.98
347	12.13 15:30:00	0:15:00	130,524.81	32,631.20	0.00	0.00	148,135.15	37,033.79
347	12.13 15:45:00	0:10:48	128,767.52	23,178.15	0.00	0.00	149,892.44	26,980.64
347	12.13 15:52:11	0:03:36	127,614.95	7,656.90	0.00	0.00	151,045.01	9,062.70
354	12.20 08:19:48	0:04:48	182,296.06	14,583.69	0.00	0.00	96,363.90	7,709.11
354	12.20 08:30:00	0:12:36	173,146.62	36,360.79	0.00	0.00	105,513.34	22,157.80
354	12.20 08:45:00	0:15:00	167,117.09	41,779.27	0.00	0.00	111,542.87	27,885.72
354	12.20 09:00:00	0:15:00	160,165.51	40,041.38	0.00	0.00	118,494.45	29,623.61
354	12.20 09:15:00	0:15:00	154,540.13	38,635.03	0.00	0.00	124,119.83	31,029.96
354	12.20 09:30:00	0:15:00	148,986.35	37,246.59	0.00	0.00	129,673.61	32,418.40
354	12.20 09:45:00	0:15:00	143,998.63	35,999.66	0.00	0.00	134,661.33	33,665.33
354	12.20 10:00:00	0:15:00	136,230.77	34,057.69	0.00	0.00	142,429.19	35,607.30
354	12.20 10:15:00	0:15:00	128,696.92	32,174.23	0.00	0.00	149,963.04	37,490.76
354	12.20 10:30:00	0:15:00	123,326.50	30,831.63	0.00	0.00	155,333.46	38,833.36
354	12.20 10:45:00	0:15:00	117,381.30	29,345.32	0.00	0.00	161,278.66	40,319.67
354	12.20 11:00:00	0:15:00	113,913.36	28,478.34	0.00	0.00	164,746.59	41,186.65
354	12.20 11:15:00	0:15:00	113,609.75	28,402.44	0.00	0.00	165,050.20	41,262.55
354	12.20 11:30:00	0:15:00	111,584.78	27,896.19	0.00	0.00	167,075.18	41,768.79
354	12.20 11:45:00	0:15:00	111,055.39	27,763.85	0.00	0.00	167,604.56	41,901.14
354	12.20 12:00:00	0:15:00	109,404.38	27,351.10	0.00	0.00	169,255.58	42,313.89
354	12.20 12:15:00	0:15:00	111,207.32	27,801.83	0.00	0.00	167,452.63	41,863.16
354	12.20 12:30:00	0:15:00	110,406.51	27,601.63	0.00	0.00	168,253.44	42,063.36
354	12.20 12:45:00	0:15:00	110,579.65	27,644.91	0.00	0.00	168,080.31	42,020.08
354	12.20 13:00:00	0:15:00	110,125.86	27,531.46	0.00	0.00	168,534.10	42,133.53
354	12.20 13:15:00	0:15:00	111,983.69	27,995.92	0.00	0.00	166,676.27	41,669.07
354	12.20 13:30:00	0:15:00	113,166.94	28,291.74	0.00	0.00	165,493.02	41,373.25
354	12.20 13:45:00	0:15:00	115,553.15	28,888.29	0.00	0.00	163,106.80	40,776.70
354	12.20 14:00:00	0:15:00	116,321.03	29,080.26	0.00	0.00	162,338.92	40,584.73
354	12.20 14:15:00	0:15:00	118,835.73	29,708.93	0.00	0.00	159,824.23	39,956.06
354	12.20 14:30:00	0:15:00	122,221.33	30,555.33	0.00	0.00	156,438.62	39,109.66
354	12.20 14:45:00	0:15:00	126,806.16	31,701.54	0.00	0.00	151,853.80	37,963.45
354	12.20 15:00:00	0:15:00	128,310.98	32,077.75	0.00	0.00	150,348.97	37,587.24
354	12.20 15:15:00	0:15:00	130,156.34	32,539.08	0.00	0.00	148,503.62	37,125.91
354	12.20 15:30:00	0:15:00	130,837.90	32,709.47	0.00	0.00	147,822.06	36,955.51



## MAY2020 1450 OWENS EXIST D FOR D 39 FT PROPOSED - Mission Commons

DayNum	Date+Time	Duration	ExSF	ExSFHr	NewSF	NewSFHr	SunnySF	SunnySFHr
354	12.20 15:45:00	0:12:36	129,388.71	27,171.63	0.00	0.00	149,271.25	31,346.96
354	12.20 15:54:36	0:04:48	127,869.66	10,229.57	0.00	0.00	150,790.29	12,063.22
			49,129,946.67	10,986,359.54	0.00	0.00	270,214,361.10	65,820,683.72



1450 Owens Street UPDATED  
Proposed Scenario  
Exhibit B.3  
Quantitative Results  
Mission Creek



## MAY2020 1450 OWENS EXIST D FOR D 39 FT PROPOSED - Mission Creek

### Summary of Results

FastCast Annualized Net New Shadow	0.00 Sq ft hrs
Theoretical Annual Available Sunlight (TAAS), based on City's TAAS Factor	3,368,183,691.14 Sq ft hrs
<b>Annual Shadow Increase as a Percentage of TAAS</b>	<b>0.00000%</b>

Mission Creek Park Area	905,085.10 GIS
-------------------------	----------------





## MAY2020 1450 OWENS EXIST D FOR D 39 FT PROPOSED - Mission Creek

DayNum	Date+Time	Duration	ExSF	ExSFHr	NewSF	NewSFHr	SunnySF	SunnySFHr
172	06.21 06:46:48	0:06:36	660,900.77	72,699.08	0.00	0.00	244,184.33	26,860.28
172	06.21 07:00:00	0:13:48	572,688.08	131,718.26	0.00	0.00	332,397.02	76,451.31
172	06.21 07:15:00	0:15:00	473,567.55	118,391.89	0.00	0.00	431,517.55	107,879.39
172	06.21 07:30:00	0:15:00	407,582.16	101,895.54	0.00	0.00	497,502.94	124,375.74
172	06.21 07:45:00	0:15:00	358,544.07	89,636.02	0.00	0.00	546,541.03	136,635.26
172	06.21 08:00:00	0:15:00	319,207.54	79,801.88	0.00	0.00	585,877.56	146,469.39
172	06.21 08:15:00	0:15:00	286,374.28	71,593.57	0.00	0.00	618,710.82	154,677.71
172	06.21 08:30:00	0:15:00	260,445.15	65,111.29	0.00	0.00	644,639.95	161,159.99
172	06.21 08:45:00	0:15:00	239,192.73	59,798.18	0.00	0.00	665,892.37	166,473.09
172	06.21 09:00:00	0:15:00	222,466.10	55,616.52	0.00	0.00	682,619.00	170,654.75
172	06.21 09:15:00	0:15:00	209,897.88	52,474.47	0.00	0.00	695,187.22	173,796.81
172	06.21 09:30:00	0:15:00	199,388.13	49,847.03	0.00	0.00	705,696.97	176,424.24
172	06.21 09:45:00	0:15:00	190,428.29	47,607.07	0.00	0.00	714,656.81	178,664.20
172	06.21 10:00:00	0:15:00	181,462.20	45,365.55	0.00	0.00	723,622.90	180,905.73
172	06.21 10:15:00	0:15:00	172,787.00	43,196.75	0.00	0.00	732,298.10	183,074.53
172	06.21 10:30:00	0:15:00	163,933.62	40,983.41	0.00	0.00	741,151.48	185,287.87
172	06.21 10:45:00	0:15:00	154,889.81	38,722.45	0.00	0.00	750,195.29	187,548.82
172	06.21 11:00:00	0:15:00	144,727.43	36,181.86	0.00	0.00	760,357.67	190,089.42
172	06.21 11:15:00	0:15:00	134,430.60	33,607.65	0.00	0.00	770,654.50	192,663.63
172	06.21 11:30:00	0:15:00	124,478.38	31,119.60	0.00	0.00	780,606.72	195,151.68
172	06.21 11:45:00	0:15:00	115,922.14	28,980.54	0.00	0.00	789,162.96	197,290.74
172	06.21 12:00:00	0:15:00	109,498.08	27,374.52	0.00	0.00	795,587.02	198,896.75
172	06.21 12:15:00	0:15:00	104,226.34	26,056.59	0.00	0.00	800,858.76	200,214.69
172	06.21 12:30:00	0:15:00	99,959.71	24,989.93	0.00	0.00	805,125.39	201,281.35
172	06.21 12:45:00	0:15:00	96,260.62	24,065.16	0.00	0.00	808,824.48	202,206.12
172	06.21 13:00:00	0:15:00	93,105.82	23,276.46	0.00	0.00	811,979.28	202,994.82
172	06.21 13:15:00	0:15:00	94,017.98	23,504.49	0.00	0.00	811,067.13	202,766.78
172	06.21 13:30:00	0:15:00	96,388.32	24,097.08	0.00	0.00	808,696.78	202,174.19
172	06.21 13:45:00	0:15:00	99,156.27	24,789.07	0.00	0.00	805,928.83	201,482.21
172	06.21 14:00:00	0:15:00	100,900.11	25,225.03	0.00	0.00	804,184.99	201,046.25
172	06.21 14:15:00	0:15:00	104,074.15	26,018.54	0.00	0.00	801,010.95	200,252.74
172	06.21 14:30:00	0:15:00	112,590.41	28,147.60	0.00	0.00	792,494.69	198,123.67
172	06.21 14:45:00	0:15:00	122,556.87	30,639.22	0.00	0.00	782,528.24	195,632.06
172	06.21 15:00:00	0:15:00	134,773.97	33,693.49	0.00	0.00	770,311.13	192,577.78
172	06.21 15:15:00	0:15:00	147,168.75	36,792.19	0.00	0.00	757,916.35	189,479.09
172	06.21 15:30:00	0:15:00	160,204.04	40,051.01	0.00	0.00	744,881.06	186,220.27
172	06.21 15:45:00	0:15:00	173,215.09	43,303.77	0.00	0.00	731,870.01	182,967.50
172	06.21 16:00:00	0:15:00	187,421.18	46,855.30	0.00	0.00	717,663.92	179,415.98
172	06.21 16:15:00	0:15:00	199,789.48	49,947.37	0.00	0.00	705,295.62	176,323.91
172	06.21 16:30:00	0:15:00	212,501.39	53,125.35	0.00	0.00	692,583.71	173,145.93
172	06.21 16:45:00	0:15:00	226,644.76	56,661.19	0.00	0.00	678,440.34	169,610.09
172	06.21 17:00:00	0:15:00	244,462.73	61,115.68	0.00	0.00	660,622.37	165,155.59
172	06.21 17:15:00	0:15:00	261,031.92	65,257.98	0.00	0.00	644,053.18	161,013.29
172	06.21 17:30:00	0:15:00	275,590.63	68,897.66	0.00	0.00	629,494.47	157,373.62
172	06.21 17:45:00	0:15:00	287,109.25	71,777.31	0.00	0.00	617,975.85	154,493.96
172	06.21 18:00:00	0:15:00	296,123.57	74,030.89	0.00	0.00	608,961.53	152,240.38
172	06.21 18:15:00	0:15:00	308,610.82	77,152.71	0.00	0.00	596,474.28	149,118.57
172	06.21 18:30:00	0:15:00	321,829.04	80,457.26	0.00	0.00	583,256.06	145,814.02
172	06.21 18:45:00	0:15:00	347,672.71	86,918.18	0.00	0.00	557,412.40	139,353.10
172	06.21 19:00:00	0:15:00	391,815.16	97,953.79	0.00	0.00	513,269.94	128,317.49
172	06.21 19:15:00	0:18:00	475,433.09	142,629.93	0.00	0.00	429,652.01	128,895.60
172	06.21 19:36:00	0:10:48	675,971.53	121,674.88	0.00	0.00	229,113.57	41,240.44



## MAY2020 1450 OWENS EXIST D FOR D 39 FT PROPOSED - Mission Creek

DayNum	Date+Time	Duration	ExSF	ExSFHr	NewSF	NewSFHr	SunnySF	SunnySFHr
179	06.28 06:48:35	0:06:00	661,398.08	66,139.81	0.00	0.00	243,687.02	24,368.70
179	06.28 07:00:00	0:13:12	589,028.87	129,586.35	0.00	0.00	316,056.24	69,532.37
179	06.28 07:15:00	0:15:00	486,866.49	121,716.62	0.00	0.00	418,218.61	104,554.65
179	06.28 07:30:00	0:15:00	416,468.53	104,117.13	0.00	0.00	488,616.57	122,154.14
179	06.28 07:45:00	0:15:00	365,466.43	91,366.61	0.00	0.00	539,618.67	134,904.67
179	06.28 08:00:00	0:15:00	325,529.63	81,382.41	0.00	0.00	579,555.47	144,888.87
179	06.28 08:15:00	0:15:00	291,412.11	72,853.03	0.00	0.00	613,672.99	153,418.25
179	06.28 08:30:00	0:15:00	264,642.05	66,160.51	0.00	0.00	640,443.05	160,110.76
179	06.28 08:45:00	0:15:00	242,605.44	60,651.36	0.00	0.00	662,479.67	165,619.92
179	06.28 09:00:00	0:15:00	224,683.75	56,170.94	0.00	0.00	680,401.35	170,100.34
179	06.28 09:15:00	0:15:00	211,835.89	52,958.97	0.00	0.00	693,249.21	173,312.30
179	06.28 09:30:00	0:15:00	200,987.02	50,246.76	0.00	0.00	704,098.08	176,024.52
179	06.28 09:45:00	0:15:00	191,945.96	47,986.49	0.00	0.00	713,139.14	178,284.79
179	06.28 10:00:00	0:15:00	182,832.68	45,708.17	0.00	0.00	722,252.42	180,563.11
179	06.28 10:15:00	0:15:00	174,162.73	43,540.68	0.00	0.00	730,922.37	182,730.59
179	06.28 10:30:00	0:15:00	165,229.63	41,307.41	0.00	0.00	739,855.47	184,963.87
179	06.28 10:45:00	0:15:00	156,214.06	39,053.51	0.00	0.00	748,871.04	187,217.76
179	06.28 11:00:00	0:15:00	146,103.16	36,525.79	0.00	0.00	758,981.95	189,745.49
179	06.28 11:15:00	0:15:00	135,735.35	33,933.84	0.00	0.00	769,349.75	192,337.44
179	06.28 11:30:00	0:15:00	125,661.93	31,415.48	0.00	0.00	779,423.17	194,855.79
179	06.28 11:45:00	0:15:00	116,756.57	29,189.14	0.00	0.00	788,328.53	197,082.13
179	06.28 12:00:00	0:15:00	110,183.82	27,545.96	0.00	0.00	794,901.28	198,725.32
179	06.28 12:15:00	0:15:00	104,756.64	26,189.16	0.00	0.00	800,328.46	200,082.12
179	06.28 12:30:00	0:15:00	100,548.24	25,137.06	0.00	0.00	804,536.86	201,134.22
179	06.28 12:45:00	0:15:00	96,773.68	24,193.42	0.00	0.00	808,311.42	202,077.86
179	06.28 13:00:00	0:15:00	93,510.17	23,377.54	0.00	0.00	811,574.93	202,893.73
179	06.28 13:15:00	0:15:00	93,896.52	23,474.13	0.00	0.00	811,188.58	202,797.15
179	06.28 13:30:00	0:15:00	96,333.34	24,083.34	0.00	0.00	808,751.76	202,187.94
179	06.28 13:45:00	0:15:00	99,094.54	24,773.64	0.00	0.00	805,990.56	201,497.64
179	06.28 14:00:00	0:15:00	100,919.85	25,229.96	0.00	0.00	804,165.25	201,041.31
179	06.28 14:15:00	0:15:00	103,381.41	25,845.35	0.00	0.00	801,703.69	200,425.92
179	06.28 14:30:00	0:15:00	111,695.25	27,923.81	0.00	0.00	793,389.85	198,347.46
179	06.28 14:45:00	0:15:00	121,269.11	30,317.28	0.00	0.00	783,816.00	195,954.00
179	06.28 15:00:00	0:15:00	133,573.92	33,393.48	0.00	0.00	771,511.18	192,877.79
179	06.28 15:15:00	0:15:00	145,789.53	36,447.38	0.00	0.00	759,295.58	189,823.89
179	06.28 15:30:00	0:15:00	158,951.27	39,737.82	0.00	0.00	746,133.83	186,533.46
179	06.28 15:45:00	0:15:00	171,839.86	42,959.97	0.00	0.00	733,245.24	183,311.31
179	06.28 16:00:00	0:15:00	185,974.23	46,493.56	0.00	0.00	719,110.87	179,777.72
179	06.28 16:15:00	0:15:00	198,680.15	49,670.04	0.00	0.00	706,404.95	176,601.24
179	06.28 16:30:00	0:15:00	211,220.88	52,805.22	0.00	0.00	693,864.22	173,466.06
179	06.28 16:45:00	0:15:00	225,145.58	56,286.40	0.00	0.00	679,939.52	169,984.88
179	06.28 17:00:00	0:15:00	242,572.70	60,643.17	0.00	0.00	662,512.40	165,628.10
179	06.28 17:15:00	0:15:00	259,749.16	64,937.29	0.00	0.00	645,335.94	161,333.99
179	06.28 17:30:00	0:15:00	274,552.28	68,638.07	0.00	0.00	630,532.82	157,633.21
179	06.28 17:45:00	0:15:00	286,346.54	71,586.64	0.00	0.00	618,738.56	154,684.64
179	06.28 18:00:00	0:15:00	295,406.84	73,851.71	0.00	0.00	609,678.26	152,419.56
179	06.28 18:15:00	0:15:00	307,479.00	76,869.75	0.00	0.00	597,606.10	149,401.53
179	06.28 18:30:00	0:15:00	320,490.80	80,122.70	0.00	0.00	584,594.30	146,148.58
179	06.28 18:45:00	0:15:00	345,009.47	86,252.37	0.00	0.00	560,075.63	140,018.91
179	06.28 19:00:00	0:15:00	388,039.10	97,009.77	0.00	0.00	517,046.01	129,261.50
179	06.28 19:15:00	0:18:00	467,372.16	140,211.65	0.00	0.00	437,712.94	131,313.88
179	06.28 19:36:36	0:10:48	675,339.02	121,561.02	0.00	0.00	229,746.08	41,354.29



## MAY2020 1450 OWENS EXIST D FOR D 39 FT PROPOSED - Mission Creek

DayNum	Date+Time	Duration	ExSF	ExSFHr	NewSF	NewSFHr	SunnySF	SunnySFHr
186	07.05 06:52:12	0:03:36	660,194.29	39,611.66	0.00	0.00	244,890.82	14,693.45
186	07.05 07:00:00	0:11:24	614,424.70	116,740.69	0.00	0.00	290,660.40	55,225.48
186	07.05 07:15:00	0:15:00	511,841.99	127,960.50	0.00	0.00	393,243.12	98,310.78
186	07.05 07:30:00	0:15:00	433,361.10	108,340.28	0.00	0.00	471,724.00	117,931.00
186	07.05 07:45:00	0:15:00	378,651.42	94,662.85	0.00	0.00	526,433.68	131,608.42
186	07.05 08:00:00	0:15:00	336,738.37	84,184.59	0.00	0.00	568,346.74	142,086.68
186	07.05 08:15:00	0:15:00	300,630.11	75,157.53	0.00	0.00	604,455.00	151,113.75
186	07.05 08:30:00	0:15:00	272,230.41	68,057.60	0.00	0.00	632,854.69	158,213.67
186	07.05 08:45:00	0:15:00	248,898.04	62,224.51	0.00	0.00	656,187.06	164,046.77
186	07.05 09:00:00	0:15:00	229,503.17	57,375.79	0.00	0.00	675,581.93	168,895.48
186	07.05 09:15:00	0:15:00	215,626.45	53,906.61	0.00	0.00	689,458.65	172,364.66
186	07.05 09:30:00	0:15:00	204,337.75	51,084.44	0.00	0.00	700,747.35	175,186.84
186	07.05 09:45:00	0:15:00	194,758.14	48,689.54	0.00	0.00	710,326.96	177,581.74
186	07.05 10:00:00	0:15:00	185,309.24	46,327.31	0.00	0.00	719,775.86	179,943.97
186	07.05 10:15:00	0:15:00	176,521.58	44,130.40	0.00	0.00	728,563.52	182,140.88
186	07.05 10:30:00	0:15:00	167,335.33	41,833.83	0.00	0.00	737,749.77	184,437.44
186	07.05 10:45:00	0:15:00	158,258.78	39,564.70	0.00	0.00	746,826.32	186,706.58
186	07.05 11:00:00	0:15:00	148,060.91	37,015.23	0.00	0.00	757,024.19	189,256.05
186	07.05 11:15:00	0:15:00	137,543.41	34,385.85	0.00	0.00	767,541.69	191,885.42
186	07.05 11:30:00	0:15:00	127,261.33	31,815.33	0.00	0.00	777,823.78	194,455.94
186	07.05 11:45:00	0:15:00	117,928.38	29,482.09	0.00	0.00	787,156.72	196,789.18
186	07.05 12:00:00	0:15:00	111,069.99	27,767.50	0.00	0.00	794,015.11	198,503.78
186	07.05 12:15:00	0:15:00	105,590.82	26,397.71	0.00	0.00	799,494.28	199,873.57
186	07.05 12:30:00	0:15:00	101,425.66	25,356.41	0.00	0.00	803,659.44	200,914.86
186	07.05 12:45:00	0:15:00	97,628.35	24,407.09	0.00	0.00	807,456.75	201,864.19
186	07.05 13:00:00	0:15:00	94,320.61	23,580.15	0.00	0.00	810,764.49	202,691.12
186	07.05 13:15:00	0:15:00	94,237.89	23,559.47	0.00	0.00	810,847.21	202,711.80
186	07.05 13:30:00	0:15:00	96,723.70	24,180.92	0.00	0.00	808,361.41	202,090.35
186	07.05 13:45:00	0:15:00	99,520.13	24,880.03	0.00	0.00	805,564.97	201,391.24
186	07.05 14:00:00	0:15:00	101,374.93	25,343.73	0.00	0.00	803,710.18	200,927.54
186	07.05 14:15:00	0:15:00	103,637.06	25,909.27	0.00	0.00	801,448.04	200,362.01
186	07.05 14:30:00	0:15:00	110,739.61	27,684.90	0.00	0.00	794,345.49	198,586.37
186	07.05 14:45:00	0:15:00	120,227.25	30,056.81	0.00	0.00	784,857.85	196,214.46
186	07.05 15:00:00	0:15:00	132,175.71	33,043.93	0.00	0.00	772,909.40	193,227.35
186	07.05 15:15:00	0:15:00	144,434.79	36,108.70	0.00	0.00	760,650.31	190,162.58
186	07.05 15:30:00	0:15:00	157,576.79	39,394.20	0.00	0.00	747,508.31	186,877.08
186	07.05 15:45:00	0:15:00	170,537.86	42,634.46	0.00	0.00	734,547.24	183,636.81
186	07.05 16:00:00	0:15:00	184,593.01	46,148.25	0.00	0.00	720,492.09	180,123.02
186	07.05 16:15:00	0:15:00	197,813.23	49,453.31	0.00	0.00	707,271.87	176,817.97
186	07.05 16:30:00	0:15:00	210,250.25	52,562.56	0.00	0.00	694,834.85	173,708.71
186	07.05 16:45:00	0:15:00	224,011.51	56,002.88	0.00	0.00	681,073.59	170,268.40
186	07.05 17:00:00	0:15:00	241,434.13	60,358.53	0.00	0.00	663,650.97	165,912.74
186	07.05 17:15:00	0:15:00	259,072.67	64,768.17	0.00	0.00	646,012.43	161,503.11
186	07.05 17:30:00	0:15:00	274,082.46	68,520.61	0.00	0.00	631,002.64	157,750.66
186	07.05 17:45:00	0:15:00	286,089.14	71,522.29	0.00	0.00	618,995.96	154,748.99
186	07.05 18:00:00	0:15:00	295,085.47	73,771.37	0.00	0.00	609,999.64	152,499.91
186	07.05 18:15:00	0:15:00	306,803.26	76,700.81	0.00	0.00	598,281.84	149,570.46
186	07.05 18:30:00	0:15:00	320,180.42	80,045.10	0.00	0.00	584,904.68	146,226.17
186	07.05 18:45:00	0:15:00	344,247.26	86,061.82	0.00	0.00	560,837.84	140,209.46
186	07.05 19:00:00	0:15:00	386,377.23	96,594.31	0.00	0.00	518,707.87	129,676.97
186	07.05 19:15:00	0:18:00	465,867.98	139,760.39	0.00	0.00	439,217.12	131,765.14
186	07.05 19:36:00	0:10:48	669,713.66	120,548.46	0.00	0.00	235,371.44	42,366.86



## MAY2020 1450 OWENS EXIST D FOR D 39 FT PROPOSED - Mission Creek

DayNum	Date+Time	Duration	ExSF	ExSFHr	NewSF	NewSFHr	SunnySF	SunnySFHr
193	07.12 06:56:24	0:01:48	655,082.73	19,652.48	0.00	0.00	250,002.37	7,500.07
193	07.12 07:00:00	0:09:00	640,980.35	96,147.05	0.00	0.00	264,104.75	39,615.71
193	07.12 07:15:00	0:15:00	549,215.27	137,303.82	0.00	0.00	355,869.84	88,967.46
193	07.12 07:30:00	0:15:00	458,641.23	114,660.31	0.00	0.00	446,443.87	111,610.97
193	07.12 07:45:00	0:15:00	399,139.12	99,784.78	0.00	0.00	505,945.98	126,486.50
193	07.12 08:00:00	0:15:00	352,154.75	88,038.69	0.00	0.00	552,930.35	138,232.59
193	07.12 08:15:00	0:15:00	314,253.17	78,563.29	0.00	0.00	590,831.93	147,707.98
193	07.12 08:30:00	0:15:00	283,020.06	70,755.01	0.00	0.00	622,065.04	155,516.26
193	07.12 08:45:00	0:15:00	258,330.95	64,582.74	0.00	0.00	646,754.15	161,688.54
193	07.12 09:00:00	0:15:00	236,968.08	59,242.02	0.00	0.00	668,117.02	167,029.26
193	07.12 09:15:00	0:15:00	221,391.26	55,347.81	0.00	0.00	683,693.84	170,923.46
193	07.12 09:30:00	0:15:00	209,109.18	52,277.30	0.00	0.00	695,975.92	173,993.98
193	07.12 09:45:00	0:15:00	198,755.12	49,688.78	0.00	0.00	706,329.98	176,582.50
193	07.12 10:00:00	0:15:00	188,972.09	47,243.02	0.00	0.00	716,113.01	179,028.25
193	07.12 10:15:00	0:15:00	179,846.57	44,961.64	0.00	0.00	725,238.54	181,309.63
193	07.12 10:30:00	0:15:00	170,282.71	42,570.68	0.00	0.00	734,802.40	183,700.60
193	07.12 10:45:00	0:15:00	161,029.73	40,257.43	0.00	0.00	744,055.38	186,013.84
193	07.12 11:00:00	0:15:00	150,596.45	37,649.11	0.00	0.00	754,488.66	188,622.16
193	07.12 11:15:00	0:15:00	139,874.78	34,968.69	0.00	0.00	765,210.33	191,302.58
193	07.12 11:30:00	0:15:00	129,266.31	32,316.58	0.00	0.00	775,818.79	193,954.70
193	07.12 11:45:00	0:15:00	119,484.03	29,871.01	0.00	0.00	785,601.07	196,400.27
193	07.12 12:00:00	0:15:00	112,286.02	28,071.51	0.00	0.00	792,799.08	198,199.77
193	07.12 12:15:00	0:15:00	106,803.11	26,700.78	0.00	0.00	798,281.99	199,570.50
193	07.12 12:30:00	0:15:00	102,555.73	25,638.93	0.00	0.00	802,529.37	200,632.34
193	07.12 12:45:00	0:15:00	98,735.43	24,683.86	0.00	0.00	806,349.67	201,587.42
193	07.12 13:00:00	0:15:00	95,355.47	23,838.87	0.00	0.00	809,729.64	202,432.41
193	07.12 13:15:00	0:15:00	95,072.82	23,768.21	0.00	0.00	810,012.28	202,503.07
193	07.12 13:30:00	0:15:00	97,527.64	24,381.91	0.00	0.00	807,557.46	201,889.37
193	07.12 13:45:00	0:15:00	100,412.04	25,103.01	0.00	0.00	804,673.06	201,168.27
193	07.12 14:00:00	0:15:00	102,257.09	25,564.27	0.00	0.00	802,828.01	200,707.00
193	07.12 14:15:00	0:15:00	104,482.99	26,120.75	0.00	0.00	800,602.11	200,150.53
193	07.12 14:30:00	0:15:00	110,021.64	27,505.41	0.00	0.00	795,063.47	198,765.87
193	07.12 14:45:00	0:15:00	119,176.65	29,794.16	0.00	0.00	785,908.45	196,477.11
193	07.12 15:00:00	0:15:00	130,902.19	32,725.55	0.00	0.00	774,182.91	193,545.73
193	07.12 15:15:00	0:15:00	143,114.04	35,778.51	0.00	0.00	761,971.06	190,492.76
193	07.12 15:30:00	0:15:00	156,211.56	39,052.89	0.00	0.00	748,873.54	187,218.39
193	07.12 15:45:00	0:15:00	169,306.58	42,326.64	0.00	0.00	735,778.52	183,944.63
193	07.12 16:00:00	0:15:00	183,424.45	45,856.11	0.00	0.00	721,660.65	180,415.16
193	07.12 16:15:00	0:15:00	197,218.46	49,304.61	0.00	0.00	707,866.65	176,966.66
193	07.12 16:30:00	0:15:00	209,595.75	52,398.94	0.00	0.00	695,489.36	173,872.34
193	07.12 16:45:00	0:15:00	223,354.51	55,838.63	0.00	0.00	681,730.59	170,432.65
193	07.12 17:00:00	0:15:00	240,770.88	60,192.72	0.00	0.00	664,314.22	166,078.55
193	07.12 17:15:00	0:15:00	258,945.47	64,736.37	0.00	0.00	646,139.63	161,534.91
193	07.12 17:30:00	0:15:00	274,129.94	68,532.49	0.00	0.00	630,955.16	157,738.79
193	07.12 17:45:00	0:15:00	286,263.82	71,565.96	0.00	0.00	618,821.28	154,705.32
193	07.12 18:00:00	0:15:00	295,190.43	73,797.61	0.00	0.00	609,894.68	152,473.67
193	07.12 18:15:00	0:15:00	306,681.80	76,670.45	0.00	0.00	598,403.30	149,600.82
193	07.12 18:30:00	0:15:00	320,442.57	80,110.64	0.00	0.00	584,642.53	146,160.63
193	07.12 18:45:00	0:15:00	345,294.61	86,323.65	0.00	0.00	559,790.49	139,947.62
193	07.12 19:00:00	0:15:00	388,857.78	97,214.45	0.00	0.00	516,227.32	129,056.83
193	07.12 19:15:00	0:16:48	472,678.14	132,349.88	0.00	0.00	432,406.96	121,073.95
193	07.12 19:33:36	0:09:00	658,759.83	98,813.98	0.00	0.00	246,325.27	36,948.79



## MAY2020 1450 OWENS EXIST D FOR D 39 FT PROPOSED - Mission Creek

DayNum	Date+Time	Duration	ExSF	ExSFHr	NewSF	NewSFHr	SunnySF	SunnySFHr
200	07.19 07:01:11	0:07:48	649,610.81	84,449.41	0.00	0.00	255,474.29	33,211.66
200	07.19 07:16:11	0:14:24	580,784.25	139,388.22	0.00	0.00	324,300.85	77,832.20
200	07.19 07:30:00	0:14:24	492,726.26	118,254.30	0.00	0.00	412,358.84	98,966.12
200	07.19 07:45:00	0:15:00	426,084.12	106,521.03	0.00	0.00	479,000.98	119,750.25
200	07.19 08:00:00	0:15:00	374,460.76	93,615.19	0.00	0.00	530,624.34	132,656.09
200	07.19 08:15:00	0:15:00	332,015.91	83,003.98	0.00	0.00	573,069.19	143,267.30
200	07.19 08:30:00	0:15:00	297,717.96	74,429.49	0.00	0.00	607,367.14	151,841.78
200	07.19 08:45:00	0:15:00	270,637.27	67,659.32	0.00	0.00	634,447.83	158,611.96
200	07.19 09:00:00	0:15:00	247,465.34	61,866.33	0.00	0.00	657,619.77	164,404.94
200	07.19 09:15:00	0:15:00	229,502.67	57,375.67	0.00	0.00	675,582.43	168,895.61
200	07.19 09:30:00	0:15:00	215,443.77	53,860.94	0.00	0.00	689,641.33	172,410.33
200	07.19 09:45:00	0:15:00	204,311.76	51,077.94	0.00	0.00	700,773.34	175,193.34
200	07.19 10:00:00	0:15:00	193,700.04	48,425.01	0.00	0.00	711,385.06	177,846.26
200	07.19 10:15:00	0:15:00	184,092.95	46,023.24	0.00	0.00	720,992.15	180,248.04
200	07.19 10:30:00	0:15:00	174,020.78	43,505.20	0.00	0.00	731,064.32	182,766.08
200	07.19 10:45:00	0:15:00	164,397.44	41,099.36	0.00	0.00	740,687.66	185,171.91
200	07.19 11:00:00	0:15:00	153,662.78	38,415.70	0.00	0.00	751,422.32	187,855.58
200	07.19 11:15:00	0:15:00	142,534.01	35,633.50	0.00	0.00	762,551.09	190,637.77
200	07.19 11:30:00	0:15:00	131,530.20	32,882.55	0.00	0.00	773,554.90	193,388.73
200	07.19 11:45:00	0:15:00	121,431.29	30,357.82	0.00	0.00	783,653.81	195,913.45
200	07.19 12:00:00	0:15:00	113,676.24	28,419.06	0.00	0.00	791,408.86	197,852.21
200	07.19 12:15:00	0:15:00	108,188.33	27,047.08	0.00	0.00	796,896.77	199,224.19
200	07.19 12:30:00	0:15:00	103,938.70	25,984.68	0.00	0.00	801,146.40	200,286.60
200	07.19 12:45:00	0:15:00	100,139.40	25,034.85	0.00	0.00	804,945.71	201,236.43
200	07.19 13:00:00	0:15:00	96,860.39	24,215.10	0.00	0.00	808,224.71	202,056.18
200	07.19 13:15:00	0:15:00	96,157.16	24,039.29	0.00	0.00	808,927.94	202,231.99
200	07.19 13:30:00	0:15:00	98,834.39	24,708.60	0.00	0.00	806,250.71	201,562.68
200	07.19 13:45:00	0:15:00	101,729.04	25,432.26	0.00	0.00	803,356.06	200,839.02
200	07.19 14:00:00	0:15:00	103,657.06	25,914.26	0.00	0.00	801,428.04	200,357.01
200	07.19 14:15:00	0:15:00	105,837.73	26,459.43	0.00	0.00	799,247.37	199,811.84
200	07.19 14:30:00	0:15:00	109,597.05	27,399.26	0.00	0.00	795,488.05	198,872.01
200	07.19 14:45:00	0:15:00	118,431.19	29,607.80	0.00	0.00	786,653.92	196,663.48
200	07.19 15:00:00	0:15:00	129,871.33	32,467.83	0.00	0.00	775,213.77	193,803.44
200	07.19 15:15:00	0:15:00	142,175.15	35,543.79	0.00	0.00	762,909.95	190,727.49
200	07.19 15:30:00	0:15:00	155,261.67	38,815.42	0.00	0.00	749,823.43	187,455.86
200	07.19 15:45:00	0:15:00	168,362.94	42,090.73	0.00	0.00	736,722.17	184,180.54
200	07.19 16:00:00	0:15:00	182,536.04	45,634.01	0.00	0.00	722,549.06	180,637.27
200	07.19 16:15:00	0:15:00	196,979.55	49,244.89	0.00	0.00	708,105.55	177,026.39
200	07.19 16:30:00	0:15:00	209,383.33	52,345.83	0.00	0.00	695,701.77	173,925.44
200	07.19 16:45:00	0:15:00	223,340.77	55,835.19	0.00	0.00	681,744.34	170,436.08
200	07.19 17:00:00	0:15:00	240,960.06	60,240.02	0.00	0.00	664,125.04	166,031.26
200	07.19 17:15:00	0:15:00	259,522.00	64,880.50	0.00	0.00	645,563.10	161,390.78
200	07.19 17:30:00	0:15:00	274,968.12	68,742.03	0.00	0.00	630,116.98	157,529.25
200	07.19 17:45:00	0:15:00	287,000.54	71,750.14	0.00	0.00	618,084.56	154,521.14
200	07.19 18:00:00	0:15:00	295,642.50	73,910.63	0.00	0.00	609,442.60	152,360.65
200	07.19 18:15:00	0:15:00	307,317.56	76,829.39	0.00	0.00	597,767.54	149,441.89
200	07.19 18:30:00	0:15:00	321,803.80	80,450.95	0.00	0.00	583,281.30	145,820.33
200	07.19 18:45:00	0:15:00	348,885.24	87,221.31	0.00	0.00	556,199.86	139,049.96
200	07.19 19:00:00	0:15:00	396,231.98	99,057.99	0.00	0.00	508,853.12	127,213.28
200	07.19 19:15:00	0:15:00	486,525.62	121,631.41	0.00	0.00	418,559.48	104,639.87
200	07.19 19:30:00	0:07:48	644,523.25	83,788.02	0.00	0.00	260,561.85	33,873.04
207	07.26 07:07:12	0:03:36	648,660.42	38,919.63	0.00	0.00	256,424.68	15,385.48



## MAY2020 1450 OWENS EXIST D FOR D 39 FT PROPOSED - Mission Creek

DayNum	Date+Time	Duration	ExSF	ExSFHr	NewSF	NewSFHr	SunnySF	SunnySFHr
207	07.26 07:15:00	0:11:24	612,023.62	116,284.49	0.00	0.00	293,061.49	55,681.68
207	07.26 07:30:00	0:15:00	531,174.63	132,793.66	0.00	0.00	373,910.47	93,477.62
207	07.26 07:45:00	0:15:00	455,532.16	113,883.04	0.00	0.00	449,552.94	112,388.23
207	07.26 08:00:00	0:15:00	401,670.41	100,417.60	0.00	0.00	503,414.69	125,853.67
207	07.26 08:15:00	0:15:00	354,291.19	88,572.80	0.00	0.00	550,793.91	137,698.48
207	07.26 08:30:00	0:15:00	316,505.32	79,126.33	0.00	0.00	588,579.79	147,144.95
207	07.26 08:45:00	0:15:00	286,034.41	71,508.60	0.00	0.00	619,050.69	154,762.67
207	07.26 09:00:00	0:15:00	261,130.39	65,282.60	0.00	0.00	643,954.72	160,988.68
207	07.26 09:15:00	0:15:00	240,615.69	60,153.92	0.00	0.00	664,469.41	166,117.35
207	07.26 09:30:00	0:15:00	223,831.83	55,957.96	0.00	0.00	681,253.27	170,313.32
207	07.26 09:45:00	0:15:00	210,979.72	52,744.93	0.00	0.00	694,105.38	173,526.35
207	07.26 10:00:00	0:15:00	199,502.84	49,875.71	0.00	0.00	705,582.26	176,395.57
207	07.26 10:15:00	0:15:00	189,291.97	47,322.99	0.00	0.00	715,793.13	178,948.28
207	07.26 10:30:00	0:15:00	178,639.78	44,659.94	0.00	0.00	726,445.33	181,611.33
207	07.26 10:45:00	0:15:00	168,465.15	42,116.29	0.00	0.00	736,619.95	184,154.99
207	07.26 11:00:00	0:15:00	157,288.90	39,322.23	0.00	0.00	747,796.20	186,949.05
207	07.26 11:15:00	0:15:00	145,585.35	36,396.34	0.00	0.00	759,499.75	189,874.94
207	07.26 11:30:00	0:15:00	134,172.20	33,543.05	0.00	0.00	770,912.91	192,728.23
207	07.26 11:45:00	0:15:00	123,631.96	30,907.99	0.00	0.00	781,453.14	195,363.29
207	07.26 12:00:00	0:15:00	115,671.49	28,917.87	0.00	0.00	789,413.62	197,353.40
207	07.26 12:15:00	0:15:00	110,159.08	27,539.77	0.00	0.00	794,926.02	198,731.50
207	07.26 12:30:00	0:15:00	105,568.08	26,392.02	0.00	0.00	799,517.02	199,879.26
207	07.26 12:45:00	0:15:00	101,793.52	25,448.38	0.00	0.00	803,291.58	200,822.90
207	07.26 13:00:00	0:15:00	98,544.75	24,636.19	0.00	0.00	806,540.35	201,635.09
207	07.26 13:15:00	0:15:00	97,845.02	24,461.26	0.00	0.00	807,240.08	201,810.02
207	07.26 13:30:00	0:15:00	100,603.22	25,150.81	0.00	0.00	804,481.88	201,120.47
207	07.26 13:45:00	0:15:00	103,600.58	25,900.15	0.00	0.00	801,484.52	200,371.13
207	07.26 14:00:00	0:15:00	105,550.09	26,387.52	0.00	0.00	799,535.01	199,883.75
207	07.26 14:15:00	0:15:00	107,680.78	26,920.19	0.00	0.00	797,404.32	199,351.08
207	07.26 14:30:00	0:15:00	109,613.79	27,403.45	0.00	0.00	795,471.31	198,867.83
207	07.26 14:45:00	0:15:00	118,007.35	29,501.84	0.00	0.00	787,077.75	196,769.44
207	07.26 15:00:00	0:15:00	128,954.18	32,238.55	0.00	0.00	776,130.92	194,032.73
207	07.26 15:15:00	0:15:00	140,939.37	35,234.84	0.00	0.00	764,145.73	191,036.43
207	07.26 15:30:00	0:15:00	154,359.51	38,589.88	0.00	0.00	750,725.59	187,681.40
207	07.26 15:45:00	0:15:00	167,525.75	41,881.44	0.00	0.00	737,559.35	184,389.84
207	07.26 16:00:00	0:15:00	181,979.50	45,494.88	0.00	0.00	723,105.60	180,776.40
207	07.26 16:15:00	0:15:00	196,928.32	49,232.08	0.00	0.00	708,156.79	177,039.20
207	07.26 16:30:00	0:15:00	209,520.52	52,380.13	0.00	0.00	695,564.58	173,891.14
207	07.26 16:45:00	0:15:00	223,870.56	55,967.64	0.00	0.00	681,214.54	170,303.63
207	07.26 17:00:00	0:15:00	241,855.22	60,463.81	0.00	0.00	663,229.88	165,807.47
207	07.26 17:15:00	0:15:00	260,746.03	65,186.51	0.00	0.00	644,339.07	161,084.77
207	07.26 17:30:00	0:15:00	276,457.05	69,114.26	0.00	0.00	628,628.05	157,157.01
207	07.26 17:45:00	0:15:00	288,005.16	72,001.29	0.00	0.00	617,079.94	154,269.99
207	07.26 18:00:00	0:15:00	296,673.36	74,168.34	0.00	0.00	608,411.74	152,102.94
207	07.26 18:15:00	0:15:00	308,364.91	77,091.23	0.00	0.00	596,720.19	149,180.05
207	07.26 18:30:00	0:15:00	324,383.82	81,095.95	0.00	0.00	580,701.28	145,175.32
207	07.26 18:45:00	0:15:00	355,701.90	88,925.48	0.00	0.00	549,383.20	137,345.80
207	07.26 19:00:00	0:15:00	408,406.35	102,101.59	0.00	0.00	496,678.76	124,169.69
207	07.26 19:15:00	0:12:36	508,075.42	106,695.84	0.00	0.00	397,009.68	83,372.03
207	07.26 19:25:12	0:05:24	623,743.66	56,136.93	0.00	0.00	281,341.45	25,320.73
214	08.02 07:12:36	0:01:12	652,412.75	13,048.26	0.00	0.00	252,672.35	5,053.45
214	08.02 07:15:00	0:09:00	635,769.58	95,365.44	0.00	0.00	269,315.52	40,397.33





## MAY2020 1450 OWENS EXIST D FOR D 39 FT PROPOSED - Mission Creek

DayNum	Date+Time	Duration	ExSF	ExSFHr	NewSF	NewSFHr	SunnySF	SunnySFHr
214	08.02 07:30:00	0:15:00	559,603.56	139,900.89	0.00	0.00	345,481.54	86,370.39
214	08.02 07:45:00	0:15:00	491,008.66	122,752.17	0.00	0.00	414,076.44	103,519.11
214	08.02 08:00:00	0:15:00	431,284.39	107,821.10	0.00	0.00	473,800.71	118,450.18
214	08.02 08:15:00	0:15:00	381,592.05	95,398.01	0.00	0.00	523,493.05	130,873.26
214	08.02 08:30:00	0:15:00	337,979.39	84,494.85	0.00	0.00	567,105.71	141,776.43
214	08.02 08:45:00	0:15:00	304,512.88	76,128.22	0.00	0.00	600,572.22	150,143.06
214	08.02 09:00:00	0:15:00	277,108.31	69,277.08	0.00	0.00	627,976.79	156,994.20
214	08.02 09:15:00	0:15:00	253,855.90	63,463.98	0.00	0.00	651,229.20	162,807.30
214	08.02 09:30:00	0:15:00	234,637.97	58,659.49	0.00	0.00	670,447.13	167,611.78
214	08.02 09:45:00	0:15:00	219,259.82	54,814.96	0.00	0.00	685,825.28	171,456.32
214	08.02 10:00:00	0:15:00	206,357.48	51,589.37	0.00	0.00	698,727.62	174,681.91
214	08.02 10:15:00	0:15:00	195,170.98	48,792.75	0.00	0.00	709,914.12	177,478.53
214	08.02 10:30:00	0:15:00	183,899.52	45,974.88	0.00	0.00	721,185.58	180,296.39
214	08.02 10:45:00	0:15:00	173,033.91	43,258.48	0.00	0.00	732,051.19	183,012.80
214	08.02 11:00:00	0:15:00	161,026.98	40,256.74	0.00	0.00	744,058.12	186,014.53
214	08.02 11:15:00	0:15:00	148,758.15	37,189.54	0.00	0.00	756,326.96	189,081.74
214	08.02 11:30:00	0:15:00	136,881.66	34,220.42	0.00	0.00	768,203.44	192,050.86
214	08.02 11:45:00	0:15:00	126,011.80	31,502.95	0.00	0.00	779,073.30	194,768.33
214	08.02 12:00:00	0:15:00	117,821.92	29,455.48	0.00	0.00	787,263.18	196,815.80
214	08.02 12:15:00	0:15:00	112,596.41	28,149.10	0.00	0.00	792,488.70	198,122.17
214	08.02 12:30:00	0:15:00	107,439.12	26,859.78	0.00	0.00	797,645.98	199,411.50
214	08.02 12:45:00	0:15:00	103,750.52	25,937.63	0.00	0.00	801,334.58	200,333.65
214	08.02 13:00:00	0:15:00	100,553.24	25,138.31	0.00	0.00	804,531.86	201,132.97
214	08.02 13:15:00	0:15:00	100,089.16	25,022.29	0.00	0.00	804,995.94	201,248.98
214	08.02 13:30:00	0:15:00	102,861.61	25,715.40	0.00	0.00	802,223.49	200,555.87
214	08.02 13:45:00	0:15:00	105,911.95	26,477.99	0.00	0.00	799,173.15	199,793.29
214	08.02 14:00:00	0:15:00	107,897.94	26,974.49	0.00	0.00	797,187.16	199,296.79
214	08.02 14:15:00	0:15:00	110,092.61	27,523.15	0.00	0.00	794,992.49	198,748.12
214	08.02 14:30:00	0:15:00	111,811.70	27,952.93	0.00	0.00	793,273.40	198,318.35
214	08.02 14:45:00	0:15:00	117,962.86	29,490.72	0.00	0.00	787,122.24	196,780.56
214	08.02 15:00:00	0:15:00	128,513.10	32,128.28	0.00	0.00	776,572.00	194,143.00
214	08.02 15:15:00	0:15:00	140,348.85	35,087.21	0.00	0.00	764,736.26	191,184.06
214	08.02 15:30:00	0:15:00	153,832.96	38,458.24	0.00	0.00	751,252.14	187,813.03
214	08.02 15:45:00	0:15:00	167,290.09	41,822.52	0.00	0.00	737,795.01	184,448.75
214	08.02 16:00:00	0:15:00	181,922.03	45,480.51	0.00	0.00	723,163.08	180,790.77
214	08.02 16:15:00	0:15:00	197,371.65	49,342.91	0.00	0.00	707,713.45	176,928.36
214	08.02 16:30:00	0:15:00	210,377.70	52,594.42	0.00	0.00	694,707.40	173,676.85
214	08.02 16:45:00	0:15:00	225,264.53	56,316.13	0.00	0.00	679,820.57	169,955.14
214	08.02 17:00:00	0:15:00	243,676.78	60,919.19	0.00	0.00	661,408.32	165,352.08
214	08.02 17:15:00	0:15:00	262,888.22	65,722.05	0.00	0.00	642,196.88	160,549.22
214	08.02 17:30:00	0:15:00	278,518.52	69,629.63	0.00	0.00	626,566.58	156,641.65
214	08.02 17:45:00	0:15:00	289,634.54	72,408.64	0.00	0.00	615,450.56	153,862.64
214	08.02 18:00:00	0:15:00	298,570.64	74,642.66	0.00	0.00	606,514.46	151,628.62
214	08.02 18:15:00	0:15:00	310,697.77	77,674.44	0.00	0.00	594,387.33	148,596.83
214	08.02 18:30:00	0:15:00	329,096.52	82,274.13	0.00	0.00	575,988.58	143,997.14
214	08.02 18:45:00	0:15:00	366,575.51	91,643.88	0.00	0.00	538,509.59	134,627.40
214	08.02 19:00:00	0:15:00	427,511.58	106,877.89	0.00	0.00	477,573.53	119,393.38
214	08.02 19:15:00	0:09:00	553,768.53	83,065.28	0.00	0.00	351,316.57	52,697.49
214	08.02 19:18:36	0:01:48	596,916.36	17,907.49	0.00	0.00	308,168.74	9,245.06
221	08.09 07:19:12	0:05:24	666,036.81	59,943.31	0.00	0.00	239,048.29	21,514.35
221	08.09 07:30:00	0:12:36	580,905.71	121,990.20	0.00	0.00	324,179.39	68,077.67
221	08.09 07:45:00	0:15:00	520,731.35	130,182.84	0.00	0.00	384,353.75	96,088.44



## MAY2020 1450 OWENS EXIST D FOR D 39 FT PROPOSED - Mission Creek

DayNum	Date+Time	Duration	ExSF	ExSFHr	NewSF	NewSFHr	SunnySF	SunnySFHr
221	08.09 08:00:00	0:15:00	465,017.30	116,254.33	0.00	0.00	440,067.80	110,016.95
221	08.09 08:15:00	0:15:00	410,859.16	102,714.79	0.00	0.00	494,225.94	123,556.49
221	08.09 08:30:00	0:15:00	365,064.84	91,266.21	0.00	0.00	540,020.26	135,005.07
221	08.09 08:45:00	0:15:00	325,844.26	81,461.07	0.00	0.00	579,240.84	144,810.21
221	08.09 09:00:00	0:15:00	295,143.69	73,785.92	0.00	0.00	609,941.41	152,485.35
221	08.09 09:15:00	0:15:00	269,065.87	67,266.47	0.00	0.00	636,019.23	159,004.81
221	08.09 09:30:00	0:15:00	247,431.10	61,857.78	0.00	0.00	657,654.00	164,413.50
221	08.09 09:45:00	0:15:00	229,945.50	57,486.38	0.00	0.00	675,139.60	168,784.90
221	08.09 10:00:00	0:15:00	214,508.13	53,627.03	0.00	0.00	690,576.97	172,644.24
221	08.09 10:15:00	0:15:00	201,975.40	50,493.85	0.00	0.00	703,109.71	175,777.43
221	08.09 10:30:00	0:15:00	189,812.27	47,453.07	0.00	0.00	715,272.83	178,818.21
221	08.09 10:45:00	0:15:00	178,072.24	44,518.06	0.00	0.00	727,012.86	181,753.22
221	08.09 11:00:00	0:15:00	165,027.45	41,256.86	0.00	0.00	740,057.65	185,014.41
221	08.09 11:15:00	0:15:00	152,103.12	38,025.78	0.00	0.00	752,981.98	188,245.49
221	08.09 11:30:00	0:15:00	139,728.08	34,932.02	0.00	0.00	765,357.02	191,339.26
221	08.09 11:45:00	0:15:00	128,627.56	32,156.89	0.00	0.00	776,457.55	194,114.39
221	08.09 12:00:00	0:15:00	120,767.30	30,191.82	0.00	0.00	784,317.80	196,079.45
221	08.09 12:15:00	0:15:00	115,643.50	28,910.87	0.00	0.00	789,441.60	197,360.40
221	08.09 12:30:00	0:15:00	109,856.20	27,464.05	0.00	0.00	795,228.90	198,807.23
221	08.09 12:45:00	0:15:00	105,976.92	26,494.23	0.00	0.00	799,108.18	199,777.04
221	08.09 13:00:00	0:15:00	102,897.60	25,724.40	0.00	0.00	802,187.50	200,546.88
221	08.09 13:15:00	0:15:00	102,906.84	25,726.71	0.00	0.00	802,178.26	200,544.56
221	08.09 13:30:00	0:15:00	105,651.05	26,412.76	0.00	0.00	799,434.05	199,858.51
221	08.09 13:45:00	0:15:00	108,626.92	27,156.73	0.00	0.00	796,458.19	199,114.55
221	08.09 14:00:00	0:15:00	110,706.62	27,676.66	0.00	0.00	794,378.48	198,594.62
221	08.09 14:15:00	0:15:00	112,920.03	28,230.01	0.00	0.00	792,165.07	198,041.27
221	08.09 14:30:00	0:15:00	114,658.37	28,664.59	0.00	0.00	790,426.73	197,606.68
221	08.09 14:45:00	0:15:00	118,619.36	29,654.84	0.00	0.00	786,465.74	196,616.43
221	08.09 15:00:00	0:15:00	128,352.16	32,088.04	0.00	0.00	776,732.94	194,183.24
221	08.09 15:15:00	0:15:00	139,782.31	34,945.58	0.00	0.00	765,302.79	191,325.70
221	08.09 15:30:00	0:15:00	153,433.87	38,358.47	0.00	0.00	751,651.23	187,912.81
221	08.09 15:45:00	0:15:00	167,207.88	41,801.97	0.00	0.00	737,877.23	184,469.31
221	08.09 16:00:00	0:15:00	182,250.65	45,562.66	0.00	0.00	722,834.45	180,708.61
221	08.09 16:15:00	0:15:00	198,040.14	49,510.04	0.00	0.00	707,044.96	176,761.24
221	08.09 16:30:00	0:15:00	211,810.40	52,952.60	0.00	0.00	693,274.70	173,318.67
221	08.09 16:45:00	0:15:00	227,295.51	56,823.88	0.00	0.00	677,789.59	169,447.40
221	08.09 17:00:00	0:15:00	246,093.61	61,523.40	0.00	0.00	658,991.49	164,747.87
221	08.09 17:15:00	0:15:00	265,791.86	66,447.97	0.00	0.00	639,293.24	159,823.31
221	08.09 17:30:00	0:15:00	280,921.61	70,230.40	0.00	0.00	624,163.50	156,040.87
221	08.09 17:45:00	0:15:00	292,014.63	73,003.66	0.00	0.00	613,070.47	153,267.62
221	08.09 18:00:00	0:15:00	301,756.93	75,439.23	0.00	0.00	603,328.17	150,832.04
221	08.09 18:15:00	0:15:00	315,245.79	78,811.45	0.00	0.00	589,839.31	147,459.83
221	08.09 18:30:00	0:15:00	338,298.77	84,574.69	0.00	0.00	566,786.33	141,696.58
221	08.09 18:45:00	0:20:24	381,423.61	129,684.03	0.00	0.00	523,661.49	178,044.91
221	08.09 19:10:48	0:12:36	572,200.27	120,162.06	0.00	0.00	332,884.83	69,905.82
228	08.16 07:25:12	0:02:24	673,701.40	26,948.06	0.00	0.00	231,383.71	9,255.35
228	08.16 07:30:00	0:10:12	630,768.23	107,230.60	0.00	0.00	274,316.87	46,633.87
228	08.16 07:45:00	0:15:00	542,589.79	135,647.45	0.00	0.00	362,495.32	90,623.83
228	08.16 08:00:00	0:15:00	495,294.78	123,823.70	0.00	0.00	409,790.32	102,447.58
228	08.16 08:15:00	0:15:00	440,978.20	110,244.55	0.00	0.00	464,106.90	116,026.73
228	08.16 08:30:00	0:15:00	393,795.90	98,448.98	0.00	0.00	511,289.20	127,822.30
228	08.16 08:45:00	0:15:00	351,072.41	87,768.10	0.00	0.00	554,012.69	138,503.17



## MAY2020 1450 OWENS EXIST D FOR D 39 FT PROPOSED - Mission Creek

DayNum	Date+Time	Duration	ExSF	ExSFHr	NewSF	NewSFHr	SunnySF	SunnySFHr
228	08.16 09:00:00	0:15:00	314,443.60	78,610.90	0.00	0.00	590,641.50	147,660.38
228	08.16 09:15:00	0:15:00	286,072.15	71,518.04	0.00	0.00	619,012.96	154,753.24
228	08.16 09:30:00	0:15:00	261,832.87	65,458.22	0.00	0.00	643,252.23	160,813.06
228	08.16 09:45:00	0:15:00	242,136.61	60,534.15	0.00	0.00	662,948.49	165,737.12
228	08.16 10:00:00	0:15:00	224,615.03	56,153.76	0.00	0.00	680,470.07	170,117.52
228	08.16 10:15:00	0:15:00	209,759.93	52,439.98	0.00	0.00	695,325.17	173,831.29
228	08.16 10:30:00	0:15:00	196,572.20	49,143.05	0.00	0.00	708,512.90	177,128.23
228	08.16 10:45:00	0:15:00	183,183.05	45,795.76	0.00	0.00	721,902.05	180,475.51
228	08.16 11:00:00	0:15:00	169,430.53	42,357.63	0.00	0.00	735,654.57	183,913.64
228	08.16 11:15:00	0:15:00	155,589.30	38,897.32	0.00	0.00	749,495.80	187,373.95
228	08.16 11:30:00	0:15:00	142,652.72	35,663.18	0.00	0.00	762,432.38	190,608.10
228	08.16 11:45:00	0:15:00	131,471.97	32,867.99	0.00	0.00	773,613.13	193,403.28
228	08.16 12:00:00	0:15:00	124,388.42	31,097.11	0.00	0.00	780,696.68	195,174.17
228	08.16 12:15:00	0:15:00	119,097.43	29,774.36	0.00	0.00	785,987.67	196,496.92
228	08.16 12:30:00	0:15:00	113,279.40	28,319.85	0.00	0.00	791,805.71	197,951.43
228	08.16 12:45:00	0:15:00	108,929.05	27,232.26	0.00	0.00	796,156.05	199,039.01
228	08.16 13:00:00	0:15:00	105,519.35	26,379.84	0.00	0.00	799,565.75	199,891.44
228	08.16 13:15:00	0:15:00	105,950.93	26,487.73	0.00	0.00	799,134.17	199,783.54
228	08.16 13:30:00	0:15:00	108,865.58	27,216.39	0.00	0.00	796,219.53	199,054.88
228	08.16 13:45:00	0:15:00	111,909.92	27,977.48	0.00	0.00	793,175.18	198,293.80
228	08.16 14:00:00	0:15:00	113,947.14	28,486.79	0.00	0.00	791,137.96	197,784.49
228	08.16 14:15:00	0:15:00	116,366.97	29,091.74	0.00	0.00	788,718.13	197,179.53
228	08.16 14:30:00	0:15:00	118,133.55	29,533.39	0.00	0.00	786,951.55	196,737.89
228	08.16 14:45:00	0:15:00	120,388.69	30,097.17	0.00	0.00	784,696.41	196,174.10
228	08.16 15:00:00	0:15:00	128,240.45	32,060.11	0.00	0.00	776,844.65	194,211.16
228	08.16 15:15:00	0:15:00	139,580.39	34,895.10	0.00	0.00	765,504.71	191,376.18
228	08.16 15:30:00	0:15:00	153,327.16	38,331.79	0.00	0.00	751,757.94	187,939.49
228	08.16 15:45:00	0:15:00	167,353.07	41,838.27	0.00	0.00	737,732.03	184,433.01
228	08.16 16:00:00	0:15:00	182,939.14	45,734.79	0.00	0.00	722,145.96	180,536.49
228	08.16 16:15:00	0:15:00	199,172.96	49,793.24	0.00	0.00	705,912.14	176,478.04
228	08.16 16:30:00	0:15:00	213,886.36	53,471.59	0.00	0.00	691,198.74	172,799.68
228	08.16 16:45:00	0:15:00	229,777.57	57,444.39	0.00	0.00	675,307.53	168,826.88
228	08.16 17:00:00	0:15:00	249,174.94	62,293.73	0.00	0.00	655,910.17	163,977.54
228	08.16 17:15:00	0:15:00	269,019.88	67,254.97	0.00	0.00	636,065.22	159,016.30
228	08.16 17:30:00	0:15:00	284,367.29	71,091.82	0.00	0.00	620,717.81	155,179.45
228	08.16 17:45:00	0:15:00	295,069.47	73,767.37	0.00	0.00	610,015.63	152,503.91
228	08.16 18:00:00	0:15:00	306,091.28	76,522.82	0.00	0.00	598,993.82	149,748.46
228	08.16 18:15:00	0:15:00	323,216.26	80,804.07	0.00	0.00	581,868.84	145,467.21
228	08.16 18:30:00	0:15:00	352,594.33	88,148.58	0.00	0.00	552,490.77	138,122.69
228	08.16 18:45:00	0:16:12	404,150.71	109,120.69	0.00	0.00	500,934.39	135,252.28
228	08.16 19:02:23	0:08:24	548,037.46	76,725.25	0.00	0.00	357,047.64	49,986.67
235	08.23 07:31:48	0:06:36	669,963.82	73,696.02	0.00	0.00	235,121.28	25,863.34
235	08.23 07:45:00	0:13:48	575,614.22	132,391.27	0.00	0.00	329,470.88	75,778.30
235	08.23 08:00:00	0:15:00	521,080.97	130,270.24	0.00	0.00	384,004.13	96,001.03
235	08.23 08:15:00	0:15:00	468,651.67	117,162.92	0.00	0.00	436,433.43	109,108.36
235	08.23 08:30:00	0:15:00	420,211.85	105,052.96	0.00	0.00	484,873.25	121,218.31
235	08.23 08:45:00	0:15:00	376,170.36	94,042.59	0.00	0.00	528,914.74	132,228.69
235	08.23 09:00:00	0:15:00	336,433.98	84,108.50	0.00	0.00	568,651.12	142,162.78
235	08.23 09:15:00	0:15:00	303,866.37	75,966.59	0.00	0.00	601,218.73	150,304.68
235	08.23 09:30:00	0:15:00	277,134.55	69,283.64	0.00	0.00	627,950.55	156,987.64
235	08.23 09:45:00	0:15:00	254,889.01	63,722.25	0.00	0.00	650,196.09	162,549.02
235	08.23 10:00:00	0:15:00	235,596.60	58,899.15	0.00	0.00	669,488.50	167,372.13



## MAY2020 1450 OWENS EXIST D FOR D 39 FT PROPOSED - Mission Creek

DayNum	Date+Time	Duration	ExSF	ExSFHr	NewSF	NewSFHr	SunnySF	SunnySFHr
235	08.23 10:15:00	0:15:00	219,214.34	54,803.58	0.00	0.00	685,870.77	171,467.69
235	08.23 10:30:00	0:15:00	203,043.49	50,760.87	0.00	0.00	702,041.61	175,510.40
235	08.23 10:45:00	0:15:00	188,500.02	47,125.01	0.00	0.00	716,585.08	179,146.27
235	08.23 11:00:00	0:15:00	173,466.74	43,366.69	0.00	0.00	731,618.36	182,904.59
235	08.23 11:15:00	0:15:00	158,981.26	39,745.31	0.00	0.00	746,103.85	186,525.96
235	08.23 11:30:00	0:15:00	145,455.65	36,363.91	0.00	0.00	759,629.45	189,907.36
235	08.23 11:45:00	0:15:00	135,077.85	33,769.46	0.00	0.00	770,007.25	192,501.81
235	08.23 12:00:00	0:15:00	128,294.18	32,073.55	0.00	0.00	776,790.92	194,197.73
235	08.23 12:15:00	0:15:00	122,848.25	30,712.06	0.00	0.00	782,236.85	195,559.21
235	08.23 12:30:00	0:15:00	117,087.70	29,271.92	0.00	0.00	787,997.40	196,999.35
235	08.23 12:45:00	0:15:00	112,649.39	28,162.35	0.00	0.00	792,435.72	198,108.93
235	08.23 13:00:00	0:15:00	108,642.41	27,160.60	0.00	0.00	796,442.69	199,110.67
235	08.23 13:15:00	0:15:00	109,838.71	27,459.68	0.00	0.00	795,246.40	198,811.60
235	08.23 13:30:00	0:15:00	112,591.16	28,147.79	0.00	0.00	792,493.94	198,123.49
235	08.23 13:45:00	0:15:00	115,700.22	28,925.06	0.00	0.00	789,384.88	197,346.22
235	08.23 14:00:00	0:15:00	117,814.42	29,453.61	0.00	0.00	787,270.68	196,817.67
235	08.23 14:15:00	0:15:00	120,234.75	30,058.69	0.00	0.00	784,850.35	196,212.59
235	08.23 14:30:00	0:15:00	122,029.32	30,507.33	0.00	0.00	783,055.78	195,763.95
235	08.23 14:45:00	0:15:00	123,556.24	30,889.06	0.00	0.00	781,528.87	195,382.22
235	08.23 15:00:00	0:15:00	128,912.45	32,228.11	0.00	0.00	776,172.65	194,043.16
235	08.23 15:15:00	0:15:00	139,854.53	34,963.63	0.00	0.00	765,230.57	191,307.64
235	08.23 15:30:00	0:15:00	153,564.57	38,391.14	0.00	0.00	751,520.53	187,880.13
235	08.23 15:45:00	0:15:00	168,017.07	42,004.27	0.00	0.00	737,068.03	184,267.01
235	08.23 16:00:00	0:15:00	184,184.67	46,046.17	0.00	0.00	720,900.44	180,225.11
235	08.23 16:15:00	0:15:00	200,873.81	50,218.45	0.00	0.00	704,211.29	176,052.82
235	08.23 16:30:00	0:15:00	216,648.81	54,162.20	0.00	0.00	688,436.29	172,109.07
235	08.23 16:45:00	0:15:00	233,129.29	58,282.32	0.00	0.00	671,955.81	167,988.95
235	08.23 17:00:00	0:15:00	253,399.83	63,349.96	0.00	0.00	651,685.27	162,921.32
235	08.23 17:15:00	0:15:00	272,970.88	68,242.72	0.00	0.00	632,114.22	158,028.56
235	08.23 17:30:00	0:15:00	288,721.64	72,180.41	0.00	0.00	616,363.46	154,090.87
235	08.23 17:45:00	0:15:00	299,508.28	74,877.07	0.00	0.00	605,576.82	151,394.21
235	08.23 18:00:00	0:15:00	313,957.03	78,489.26	0.00	0.00	591,128.07	147,782.02
235	08.23 18:15:00	0:15:00	334,955.04	83,738.76	0.00	0.00	570,130.06	142,532.51
235	08.23 18:30:00	0:15:00	372,305.83	93,076.46	0.00	0.00	532,779.27	133,194.82
235	08.23 18:45:00	0:11:24	444,849.98	84,521.50	0.00	0.00	460,235.12	87,444.67
235	08.23 18:52:48	0:03:36	522,897.53	31,373.85	0.00	0.00	382,187.57	22,931.25
242	08.30 07:37:48	0:03:36	670,752.52	40,245.15	0.00	0.00	234,332.58	14,059.96
242	08.30 07:45:00	0:11:24	636,152.68	120,869.01	0.00	0.00	268,932.42	51,097.16
242	08.30 08:00:00	0:15:00	545,384.97	136,346.24	0.00	0.00	359,700.13	89,925.03
242	08.30 08:15:00	0:15:00	489,709.16	122,427.29	0.00	0.00	415,375.94	103,843.99
242	08.30 08:30:00	0:15:00	445,108.13	111,277.03	0.00	0.00	459,976.97	114,994.24
242	08.30 08:45:00	0:15:00	400,044.78	100,011.19	0.00	0.00	505,040.32	126,260.08
242	08.30 09:00:00	0:15:00	358,524.83	89,631.21	0.00	0.00	546,560.28	136,640.07
242	08.30 09:15:00	0:15:00	323,473.66	80,868.42	0.00	0.00	581,611.44	145,402.86
242	08.30 09:30:00	0:15:00	293,365.37	73,341.34	0.00	0.00	611,719.73	152,929.93
242	08.30 09:45:00	0:15:00	268,838.95	67,209.74	0.00	0.00	636,246.15	159,061.54
242	08.30 10:00:00	0:15:00	247,450.84	61,862.71	0.00	0.00	657,634.26	164,408.57
242	08.30 10:15:00	0:15:00	229,026.10	57,256.53	0.00	0.00	676,059.00	169,014.75
242	08.30 10:30:00	0:15:00	210,913.99	52,728.50	0.00	0.00	694,171.11	173,542.78
242	08.30 10:45:00	0:15:00	193,869.48	48,467.37	0.00	0.00	711,215.62	177,803.91
242	08.30 11:00:00	0:15:00	177,919.55	44,479.89	0.00	0.00	727,165.55	181,791.39
242	08.30 11:15:00	0:15:00	162,251.26	40,562.82	0.00	0.00	742,833.84	185,708.46



## MAY2020 1450 OWENS EXIST D FOR D 39 FT PROPOSED - Mission Creek

DayNum	Date+Time	Duration	ExSF	ExSFHr	NewSF	NewSFHr	SunnySF	SunnySFHr
242	08.30 11:30:00	0:15:00	148,565.22	37,141.31	0.00	0.00	756,519.88	189,129.97
242	08.30 11:45:00	0:15:00	139,394.96	34,848.74	0.00	0.00	765,690.14	191,422.54
242	08.30 12:00:00	0:15:00	132,582.80	33,145.70	0.00	0.00	772,502.30	193,125.58
242	08.30 12:15:00	0:15:00	127,147.12	31,786.78	0.00	0.00	777,937.98	194,484.50
242	08.30 12:30:00	0:15:00	121,429.29	30,357.32	0.00	0.00	783,655.81	195,913.95
242	08.30 12:45:00	0:15:00	117,181.41	29,295.35	0.00	0.00	787,903.69	196,975.92
242	08.30 13:00:00	0:15:00	112,719.86	28,179.97	0.00	0.00	792,365.24	198,091.31
242	08.30 13:15:00	0:15:00	114,183.80	28,545.95	0.00	0.00	790,901.30	197,725.33
242	08.30 13:30:00	0:15:00	116,967.99	29,242.00	0.00	0.00	788,117.11	197,029.28
242	08.30 13:45:00	0:15:00	120,052.57	30,013.14	0.00	0.00	785,032.53	196,258.13
242	08.30 14:00:00	0:15:00	122,108.29	30,527.07	0.00	0.00	782,976.81	195,744.20
242	08.30 14:15:00	0:15:00	124,645.57	31,161.39	0.00	0.00	780,439.53	195,109.88
242	08.30 14:30:00	0:15:00	126,050.79	31,512.70	0.00	0.00	779,034.32	194,758.58
242	08.30 14:45:00	0:15:00	127,209.60	31,802.40	0.00	0.00	777,875.51	194,468.88
242	08.30 15:00:00	0:15:00	129,933.81	32,483.45	0.00	0.00	775,151.29	193,787.82
242	08.30 15:15:00	0:15:00	140,316.61	35,079.15	0.00	0.00	764,768.49	191,192.12
242	08.30 15:30:00	0:15:00	153,902.19	38,475.55	0.00	0.00	751,182.91	187,795.73
242	08.30 15:45:00	0:15:00	169,004.69	42,251.17	0.00	0.00	736,080.41	184,020.10
242	08.30 16:00:00	0:15:00	185,242.76	46,310.69	0.00	0.00	719,842.34	179,960.59
242	08.30 16:15:00	0:15:00	203,246.16	50,811.54	0.00	0.00	701,838.94	175,459.74
242	08.30 16:30:00	0:15:00	219,857.34	54,964.34	0.00	0.00	685,227.76	171,306.94
242	08.30 16:45:00	0:15:00	237,010.56	59,252.64	0.00	0.00	668,074.54	167,018.63
242	08.30 17:00:00	0:15:00	258,221.49	64,555.37	0.00	0.00	646,863.61	161,715.90
242	08.30 17:15:00	0:15:00	278,038.45	69,509.61	0.00	0.00	627,046.65	156,761.66
242	08.30 17:30:00	0:15:00	294,373.99	73,593.50	0.00	0.00	610,711.11	152,677.78
242	08.30 17:45:00	0:15:00	306,597.34	76,649.33	0.00	0.00	598,487.77	149,621.94
242	08.30 18:00:00	0:15:00	325,610.35	81,402.59	0.00	0.00	579,474.75	144,868.69
242	08.30 18:15:00	0:15:00	350,678.81	87,669.70	0.00	0.00	554,406.29	138,601.57
242	08.30 18:30:00	0:13:48	400,259.45	92,059.67	0.00	0.00	504,825.66	116,109.90
242	08.30 18:42:36	0:06:36	496,554.55	54,621.00	0.00	0.00	408,530.55	44,938.36
249	09.06 07:44:24	0:07:48	687,063.81	89,318.30	0.00	0.00	218,021.29	28,342.77
249	09.06 08:00:00	0:15:00	589,068.35	147,267.09	0.00	0.00	316,016.75	79,004.19
249	09.06 08:15:00	0:15:00	509,120.02	127,280.01	0.00	0.00	395,965.08	98,991.27
249	09.06 08:30:00	0:15:00	463,567.36	115,891.84	0.00	0.00	441,517.75	110,379.44
249	09.06 08:45:00	0:15:00	423,223.96	105,805.99	0.00	0.00	481,861.14	120,465.29
249	09.06 09:00:00	0:15:00	380,168.34	95,042.09	0.00	0.00	524,916.76	131,229.19
249	09.06 09:15:00	0:15:00	343,344.60	85,836.15	0.00	0.00	561,740.50	140,435.13
249	09.06 09:30:00	0:15:00	311,053.14	77,763.29	0.00	0.00	594,031.96	148,507.99
249	09.06 09:45:00	0:15:00	283,859.74	70,964.93	0.00	0.00	621,225.36	155,306.34
249	09.06 10:00:00	0:15:00	259,926.84	64,981.71	0.00	0.00	645,158.26	161,289.56
249	09.06 10:15:00	0:15:00	239,377.16	59,844.29	0.00	0.00	665,707.94	166,426.98
249	09.06 10:30:00	0:15:00	219,527.47	54,881.87	0.00	0.00	685,557.63	171,389.41
249	09.06 10:45:00	0:15:00	200,766.11	50,191.53	0.00	0.00	704,319.00	176,079.75
249	09.06 11:00:00	0:15:00	182,199.17	45,549.79	0.00	0.00	722,885.93	180,721.48
249	09.06 11:15:00	0:15:00	166,236.74	41,559.19	0.00	0.00	738,848.36	184,712.09
249	09.06 11:30:00	0:15:00	153,542.33	38,385.58	0.00	0.00	751,542.78	187,885.69
249	09.06 11:45:00	0:15:00	144,324.83	36,081.21	0.00	0.00	760,760.27	190,190.07
249	09.06 12:00:00	0:15:00	137,266.27	34,316.57	0.00	0.00	767,818.83	191,954.71
249	09.06 12:15:00	0:15:00	131,996.02	32,999.01	0.00	0.00	773,089.08	193,272.27
249	09.06 12:30:00	0:15:00	126,538.85	31,634.71	0.00	0.00	778,546.25	194,636.56
249	09.06 12:45:00	0:15:00	122,244.73	30,561.18	0.00	0.00	782,840.37	195,710.09
249	09.06 13:00:00	0:15:00	118,135.80	29,533.95	0.00	0.00	786,949.30	196,737.33



## MAY2020 1450 OWENS EXIST D FOR D 39 FT PROPOSED - Mission Creek

DayNum	Date+Time	Duration	ExSF	ExSFHr	NewSF	NewSFHr	SunnySF	SunnySFHr
249	09.06 13:15:00	0:15:00	119,453.30	29,863.32	0.00	0.00	785,631.80	196,407.95
249	09.06 13:30:00	0:15:00	121,849.63	30,462.41	0.00	0.00	783,235.47	195,808.87
249	09.06 13:45:00	0:15:00	124,779.77	31,194.94	0.00	0.00	780,305.33	195,076.33
249	09.06 14:00:00	0:15:00	126,889.47	31,722.37	0.00	0.00	778,195.63	194,548.91
249	09.06 14:15:00	0:15:00	129,240.57	32,310.14	0.00	0.00	775,844.53	193,961.13
249	09.06 14:30:00	0:15:00	130,128.48	32,532.12	0.00	0.00	774,956.62	193,739.15
249	09.06 14:45:00	0:15:00	131,357.02	32,839.25	0.00	0.00	773,728.08	193,432.02
249	09.06 15:00:00	0:15:00	132,688.76	33,172.19	0.00	0.00	772,396.34	193,099.09
249	09.06 15:15:00	0:15:00	141,114.55	35,278.64	0.00	0.00	763,970.55	190,992.64
249	09.06 15:30:00	0:15:00	154,540.45	38,635.11	0.00	0.00	750,544.66	187,636.16
249	09.06 15:45:00	0:15:00	169,850.12	42,462.53	0.00	0.00	735,234.98	183,808.75
249	09.06 16:00:00	0:15:00	186,678.72	46,669.68	0.00	0.00	718,406.39	179,601.60
249	09.06 16:15:00	0:15:00	205,855.42	51,463.86	0.00	0.00	699,229.68	174,807.42
249	09.06 16:30:00	0:15:00	223,502.45	55,875.61	0.00	0.00	681,582.65	170,395.66
249	09.06 16:45:00	0:15:00	241,572.33	60,393.08	0.00	0.00	663,512.77	165,878.19
249	09.06 17:00:00	0:15:00	264,007.29	66,001.82	0.00	0.00	641,077.81	160,269.45
249	09.06 17:15:00	0:15:00	285,034.29	71,258.57	0.00	0.00	620,050.81	155,012.70
249	09.06 17:30:00	0:15:00	302,203.01	75,550.75	0.00	0.00	602,882.09	150,720.52
249	09.06 17:45:00	0:15:00	317,764.84	79,441.21	0.00	0.00	587,320.27	146,830.07
249	09.06 18:00:00	0:15:00	338,190.31	84,547.58	0.00	0.00	566,894.79	141,723.70
249	09.06 18:15:00	0:16:12	371,847.51	100,398.83	0.00	0.00	533,237.59	143,974.15
249	09.06 18:31:48	0:08:24	469,883.95	65,783.75	0.00	0.00	435,201.15	60,928.16
256	09.13 07:50:24	0:04:48	688,272.85	55,061.83	0.00	0.00	216,812.25	17,344.98
256	09.13 08:00:00	0:12:36	644,688.44	135,384.57	0.00	0.00	260,396.67	54,683.30
256	09.13 08:15:00	0:15:00	543,380.49	135,845.12	0.00	0.00	361,704.62	90,426.15
256	09.13 08:30:00	0:15:00	480,324.73	120,081.18	0.00	0.00	424,760.37	106,190.09
256	09.13 08:45:00	0:15:00	440,396.67	110,099.17	0.00	0.00	464,688.43	116,172.11
256	09.13 09:00:00	0:15:00	402,850.71	100,712.68	0.00	0.00	502,234.39	125,558.60
256	09.13 09:15:00	0:15:00	361,247.04	90,311.76	0.00	0.00	543,838.06	135,959.52
256	09.13 09:30:00	0:15:00	327,847.25	81,961.81	0.00	0.00	577,237.85	144,309.46
256	09.13 09:45:00	0:15:00	299,293.11	74,823.28	0.00	0.00	605,791.99	151,448.00
256	09.13 10:00:00	0:15:00	272,680.74	68,170.19	0.00	0.00	632,404.36	158,101.09
256	09.13 10:15:00	0:15:00	250,280.01	62,570.00	0.00	0.00	654,805.09	163,701.27
256	09.13 10:30:00	0:15:00	228,688.48	57,172.12	0.00	0.00	676,396.62	169,099.16
256	09.13 10:45:00	0:15:00	208,493.67	52,123.42	0.00	0.00	696,591.44	174,147.86
256	09.13 11:00:00	0:15:00	188,350.58	47,087.65	0.00	0.00	716,734.52	179,183.63
256	09.13 11:15:00	0:15:00	171,388.53	42,847.13	0.00	0.00	733,696.57	183,424.14
256	09.13 11:30:00	0:15:00	159,860.92	39,965.23	0.00	0.00	745,224.18	186,306.05
256	09.13 11:45:00	0:15:00	150,164.61	37,541.15	0.00	0.00	754,920.49	188,730.12
256	09.13 12:00:00	0:15:00	142,719.69	35,679.92	0.00	0.00	762,365.41	190,591.35
256	09.13 12:15:00	0:15:00	137,587.40	34,396.85	0.00	0.00	767,497.70	191,874.43
256	09.13 12:30:00	0:15:00	132,270.67	33,067.67	0.00	0.00	772,814.43	193,203.61
256	09.13 12:45:00	0:15:00	127,959.56	31,989.89	0.00	0.00	777,125.54	194,281.39
256	09.13 13:00:00	0:15:00	124,290.46	31,072.61	0.00	0.00	780,794.65	195,198.66
256	09.13 13:15:00	0:15:00	125,863.61	31,465.90	0.00	0.00	779,221.49	194,805.37
256	09.13 13:30:00	0:15:00	127,249.58	31,812.40	0.00	0.00	777,835.52	194,458.88
256	09.13 13:45:00	0:15:00	129,936.31	32,484.08	0.00	0.00	775,148.79	193,787.20
256	09.13 14:00:00	0:15:00	131,968.53	32,992.13	0.00	0.00	773,116.57	193,279.14
256	09.13 14:15:00	0:15:00	133,761.85	33,440.46	0.00	0.00	771,323.25	192,830.81
256	09.13 14:30:00	0:15:00	134,459.34	33,614.83	0.00	0.00	770,625.76	192,656.44
256	09.13 14:45:00	0:15:00	135,909.28	33,977.32	0.00	0.00	769,175.82	192,293.95
256	09.13 15:00:00	0:15:00	137,085.59	34,271.40	0.00	0.00	767,999.51	191,999.88





## MAY2020 1450 OWENS EXIST D FOR D 39 FT PROPOSED - Mission Creek

DayNum	Date+Time	Duration	ExSF	ExSFHr	NewSF	NewSFHr	SunnySF	SunnySFHr
256	09.13 15:15:00	0:15:00	142,397.82	35,599.45	0.00	0.00	762,687.29	190,671.82
256	09.13 15:30:00	0:15:00	155,091.99	38,773.00	0.00	0.00	749,993.12	187,498.28
256	09.13 15:45:00	0:15:00	170,286.95	42,571.74	0.00	0.00	734,798.15	183,699.54
256	09.13 16:00:00	0:15:00	188,431.80	47,107.95	0.00	0.00	716,653.30	179,163.33
256	09.13 16:15:00	0:15:00	208,750.82	52,187.70	0.00	0.00	696,334.28	174,083.57
256	09.13 16:30:00	0:15:00	227,792.57	56,948.14	0.00	0.00	677,292.53	169,323.13
256	09.13 16:45:00	0:15:00	246,081.36	61,520.34	0.00	0.00	659,003.74	164,750.94
256	09.13 17:00:00	0:15:00	271,144.58	67,786.14	0.00	0.00	633,940.53	158,485.13
256	09.13 17:15:00	0:15:00	294,507.69	73,626.92	0.00	0.00	610,577.42	152,644.35
256	09.13 17:30:00	0:15:00	312,554.07	78,138.52	0.00	0.00	592,531.03	148,132.76
256	09.13 17:45:00	0:15:00	329,986.44	82,496.61	0.00	0.00	575,098.67	143,774.67
256	09.13 18:00:00	0:15:00	352,725.53	88,181.38	0.00	0.00	552,359.57	138,089.89
256	09.13 18:15:00	0:10:48	405,955.53	73,072.00	0.00	0.00	499,129.57	89,843.32
256	09.13 18:21:00	0:03:00	444,953.19	22,247.66	0.00	0.00	460,131.91	23,006.60
263	09.20 07:57:00	0:01:12	680,294.64	13,605.89	0.00	0.00	224,790.46	4,495.81
263	09.20 08:00:00	0:09:00	664,312.72	99,646.91	0.00	0.00	240,772.38	36,115.86
263	09.20 08:15:00	0:15:00	591,556.90	147,889.23	0.00	0.00	313,528.20	78,382.05
263	09.20 08:30:00	0:15:00	504,857.64	126,214.41	0.00	0.00	400,227.46	100,056.86
263	09.20 08:45:00	0:15:00	456,606.75	114,151.69	0.00	0.00	448,478.35	112,119.59
263	09.20 09:00:00	0:15:00	416,998.33	104,249.58	0.00	0.00	488,086.78	122,021.69
263	09.20 09:15:00	0:15:00	381,805.72	95,451.43	0.00	0.00	523,279.38	130,819.85
263	09.20 09:30:00	0:15:00	343,439.32	85,859.83	0.00	0.00	561,645.79	140,411.45
263	09.20 09:45:00	0:15:00	313,516.70	78,379.18	0.00	0.00	591,568.40	147,892.10
263	09.20 10:00:00	0:15:00	285,997.17	71,499.29	0.00	0.00	619,087.93	154,771.98
263	09.20 10:15:00	0:15:00	261,412.28	65,353.07	0.00	0.00	643,672.82	160,918.21
263	09.20 10:30:00	0:15:00	238,180.37	59,545.09	0.00	0.00	666,904.73	166,726.18
263	09.20 10:45:00	0:15:00	216,890.97	54,222.74	0.00	0.00	688,194.13	172,048.53
263	09.20 11:00:00	0:15:00	195,719.28	48,929.82	0.00	0.00	709,365.83	177,341.46
263	09.20 11:15:00	0:15:00	180,735.23	45,183.81	0.00	0.00	724,349.87	181,087.47
263	09.20 11:30:00	0:15:00	167,140.40	41,785.10	0.00	0.00	737,944.70	184,486.18
263	09.20 11:45:00	0:15:00	157,597.03	39,399.26	0.00	0.00	747,488.07	186,872.02
263	09.20 12:00:00	0:15:00	149,423.89	37,355.97	0.00	0.00	755,661.21	188,915.30
263	09.20 12:15:00	0:15:00	144,244.11	36,061.03	0.00	0.00	760,840.99	190,210.25
263	09.20 12:30:00	0:15:00	138,831.92	34,707.98	0.00	0.00	766,253.18	191,563.30
263	09.20 12:45:00	0:15:00	134,477.33	33,619.33	0.00	0.00	770,607.77	192,651.94
263	09.20 13:00:00	0:15:00	131,246.06	32,811.52	0.00	0.00	773,839.04	193,459.76
263	09.20 13:15:00	0:15:00	133,027.38	33,256.85	0.00	0.00	772,057.72	193,014.43
263	09.20 13:30:00	0:15:00	133,643.65	33,410.91	0.00	0.00	771,441.45	192,860.36
263	09.20 13:45:00	0:15:00	135,447.21	33,861.80	0.00	0.00	769,637.89	192,409.47
263	09.20 14:00:00	0:15:00	137,043.85	34,260.96	0.00	0.00	768,041.25	192,010.31
263	09.20 14:15:00	0:15:00	138,392.84	34,598.21	0.00	0.00	766,692.26	191,673.07
263	09.20 14:30:00	0:15:00	139,205.03	34,801.26	0.00	0.00	765,880.07	191,470.02
263	09.20 14:45:00	0:15:00	140,821.17	35,205.29	0.00	0.00	764,263.94	191,065.98
263	09.20 15:00:00	0:15:00	141,881.76	35,470.44	0.00	0.00	763,203.34	190,800.84
263	09.20 15:15:00	0:15:00	144,030.44	36,007.61	0.00	0.00	761,054.66	190,263.66
263	09.20 15:30:00	0:15:00	155,539.32	38,884.83	0.00	0.00	749,545.79	187,386.45
263	09.20 15:45:00	0:15:00	170,919.46	42,729.87	0.00	0.00	734,165.64	183,541.41
263	09.20 16:00:00	0:15:00	190,331.08	47,582.77	0.00	0.00	714,754.02	178,688.51
263	09.20 16:15:00	0:15:00	211,832.89	52,958.22	0.00	0.00	693,252.21	173,313.05
263	09.20 16:30:00	0:15:00	231,674.34	57,918.59	0.00	0.00	673,410.76	168,352.69
263	09.20 16:45:00	0:15:00	251,853.42	62,963.35	0.00	0.00	653,231.69	163,307.92
263	09.20 17:00:00	0:15:00	281,103.79	70,275.95	0.00	0.00	623,981.32	155,995.33



## MAY2020 1450 OWENS EXIST D FOR D 39 FT PROPOSED - Mission Creek

DayNum	Date+Time	Duration	ExSF	ExSFHr	NewSF	NewSFHr	SunnySF	SunnySFHr
263	09.20 17:15:00	0:15:00	305,913.10	76,478.27	0.00	0.00	599,172.01	149,793.00
263	09.20 17:30:00	0:15:00	322,945.36	80,736.34	0.00	0.00	582,139.74	145,534.93
263	09.20 17:45:00	0:15:00	342,661.61	85,665.40	0.00	0.00	562,423.49	140,605.87
263	09.20 18:00:00	0:12:36	377,314.68	79,236.08	0.00	0.00	527,770.43	110,831.79
263	09.20 18:09:36	0:04:48	424,149.60	33,931.97	0.00	0.00	480,935.50	38,474.84
270	09.27 08:03:00	0:06:00	674,350.90	67,435.09	0.00	0.00	230,734.20	23,073.42
270	09.27 08:15:00	0:13:12	625,291.57	137,564.15	0.00	0.00	279,793.53	61,554.58
270	09.27 08:30:00	0:15:00	543,738.10	135,934.53	0.00	0.00	361,347.00	90,336.75
270	09.27 08:45:00	0:15:00	475,559.04	118,889.76	0.00	0.00	429,526.06	107,381.52
270	09.27 09:00:00	0:15:00	432,361.23	108,090.31	0.00	0.00	472,723.87	118,180.97
270	09.27 09:15:00	0:15:00	394,627.84	98,656.96	0.00	0.00	510,457.26	127,614.32
270	09.27 09:30:00	0:15:00	360,586.79	90,146.70	0.00	0.00	544,498.31	136,124.58
270	09.27 09:45:00	0:15:00	325,960.47	81,490.12	0.00	0.00	579,124.63	144,781.16
270	09.27 10:00:00	0:15:00	298,861.53	74,715.38	0.00	0.00	606,223.57	151,555.89
270	09.27 10:15:00	0:15:00	273,242.53	68,310.63	0.00	0.00	631,842.57	157,960.64
270	09.27 10:30:00	0:15:00	248,262.78	62,065.70	0.00	0.00	656,822.32	164,205.58
270	09.27 10:45:00	0:15:00	226,080.47	56,520.12	0.00	0.00	679,004.63	169,751.16
270	09.27 11:00:00	0:15:00	206,831.30	51,707.82	0.00	0.00	698,253.80	174,563.45
270	09.27 11:15:00	0:15:00	191,787.27	47,946.82	0.00	0.00	713,297.83	178,324.46
270	09.27 11:30:00	0:15:00	177,859.82	44,464.96	0.00	0.00	727,225.28	181,806.32
270	09.27 11:45:00	0:15:00	166,235.50	41,558.87	0.00	0.00	738,849.61	184,712.40
270	09.27 12:00:00	0:15:00	157,860.18	39,465.05	0.00	0.00	747,224.92	186,806.23
270	09.27 12:15:00	0:15:00	152,098.87	38,024.72	0.00	0.00	752,986.23	188,246.56
270	09.27 12:30:00	0:15:00	146,267.84	36,566.96	0.00	0.00	758,817.26	189,704.31
270	09.27 12:45:00	0:15:00	141,707.83	35,426.96	0.00	0.00	763,377.27	190,844.32
270	09.27 13:00:00	0:15:00	139,601.38	34,900.35	0.00	0.00	765,483.72	191,370.93
270	09.27 13:15:00	0:15:00	140,874.90	35,218.72	0.00	0.00	764,210.21	191,052.55
270	09.27 13:30:00	0:15:00	141,029.09	35,257.27	0.00	0.00	764,056.01	191,014.00
270	09.27 13:45:00	0:15:00	141,628.86	35,407.21	0.00	0.00	763,456.24	190,864.06
270	09.27 14:00:00	0:15:00	142,255.87	35,563.97	0.00	0.00	762,829.23	190,707.31
270	09.27 14:15:00	0:15:00	143,384.69	35,846.17	0.00	0.00	761,700.41	190,425.10
270	09.27 14:30:00	0:15:00	144,337.58	36,084.39	0.00	0.00	760,747.52	190,186.88
270	09.27 14:45:00	0:15:00	146,104.16	36,526.04	0.00	0.00	758,980.95	189,745.24
270	09.27 15:00:00	0:15:00	146,932.59	36,733.15	0.00	0.00	758,152.51	189,538.13
270	09.27 15:15:00	0:15:00	147,881.23	36,970.31	0.00	0.00	757,203.87	189,300.97
270	09.27 15:30:00	0:15:00	155,881.44	38,970.36	0.00	0.00	749,203.67	187,300.92
270	09.27 15:45:00	0:15:00	171,987.06	42,996.76	0.00	0.00	733,098.04	183,274.51
270	09.27 16:00:00	0:15:00	192,142.39	48,035.60	0.00	0.00	712,942.71	178,235.68
270	09.27 16:15:00	0:15:00	214,123.52	53,530.88	0.00	0.00	690,961.58	172,740.39
270	09.27 16:30:00	0:15:00	236,063.42	59,015.86	0.00	0.00	669,021.68	167,255.42
270	09.27 16:45:00	0:15:00	260,169.25	65,042.31	0.00	0.00	644,915.85	161,228.96
270	09.27 17:00:00	0:15:00	292,456.97	73,114.24	0.00	0.00	612,628.14	153,157.03
270	09.27 17:15:00	0:15:00	317,769.08	79,442.27	0.00	0.00	587,316.02	146,829.00
270	09.27 17:30:00	0:15:00	333,323.92	83,330.98	0.00	0.00	571,761.19	142,940.30
270	09.27 17:45:00	0:13:48	359,071.87	82,586.53	0.00	0.00	546,013.23	125,583.04
270	09.27 17:58:11	0:06:36	408,984.88	44,988.34	0.00	0.00	496,100.23	54,571.03
277	10.04 08:09:36	0:02:24	673,538.46	26,941.54	0.00	0.00	231,546.64	9,261.87
277	10.04 08:15:00	0:10:12	641,617.85	109,075.04	0.00	0.00	263,467.25	44,789.43
277	10.04 08:30:00	0:15:00	588,327.13	147,081.78	0.00	0.00	316,757.97	79,189.49
277	10.04 08:45:00	0:15:00	508,636.96	127,159.24	0.00	0.00	396,448.15	99,112.04
277	10.04 09:00:00	0:15:00	447,125.11	111,781.28	0.00	0.00	457,959.99	114,490.00
277	10.04 09:15:00	0:15:00	408,300.39	102,075.10	0.00	0.00	496,784.72	124,196.18



## MAY2020 1450 OWENS EXIST D FOR D 39 FT PROPOSED - Mission Creek

DayNum	Date+Time	Duration	ExSF	ExSFHr	NewSF	NewSFHr	SunnySF	SunnySFHr
277	10.04 09:30:00	0:15:00	373,471.14	93,367.79	0.00	0.00	531,613.96	132,903.49
277	10.04 09:45:00	0:15:00	340,817.06	85,204.27	0.00	0.00	564,268.04	141,067.01
277	10.04 10:00:00	0:15:00	310,416.13	77,604.03	0.00	0.00	594,668.97	148,667.24
277	10.04 10:15:00	0:15:00	285,247.96	71,311.99	0.00	0.00	619,837.14	154,959.29
277	10.04 10:30:00	0:15:00	260,150.26	65,037.57	0.00	0.00	644,934.84	161,233.71
277	10.04 10:45:00	0:15:00	237,739.79	59,434.95	0.00	0.00	667,345.31	166,836.33
277	10.04 11:00:00	0:15:00	220,618.80	55,154.70	0.00	0.00	684,466.30	171,116.58
277	10.04 11:15:00	0:15:00	205,594.02	51,398.51	0.00	0.00	699,491.08	174,872.77
277	10.04 11:30:00	0:15:00	190,593.48	47,648.37	0.00	0.00	714,491.62	178,622.91
277	10.04 11:45:00	0:15:00	178,384.37	44,596.09	0.00	0.00	726,700.73	181,675.18
277	10.04 12:00:00	0:15:00	167,953.59	41,988.40	0.00	0.00	737,131.51	184,282.88
277	10.04 12:15:00	0:15:00	161,774.94	40,443.74	0.00	0.00	743,310.16	185,827.54
277	10.04 12:30:00	0:15:00	154,737.12	38,684.28	0.00	0.00	750,347.98	187,587.00
277	10.04 12:45:00	0:15:00	150,139.87	37,534.97	0.00	0.00	754,945.23	188,736.31
277	10.04 13:00:00	0:15:00	148,346.80	37,086.70	0.00	0.00	756,738.30	189,184.58
277	10.04 13:15:00	0:15:00	149,439.39	37,359.85	0.00	0.00	755,645.71	188,911.43
277	10.04 13:30:00	0:15:00	149,034.29	37,258.57	0.00	0.00	756,050.81	189,012.70
277	10.04 13:45:00	0:15:00	148,882.10	37,220.52	0.00	0.00	756,203.00	189,050.75
277	10.04 14:00:00	0:15:00	147,783.02	36,945.75	0.00	0.00	757,302.08	189,325.52
277	10.04 14:15:00	0:15:00	148,773.89	37,193.47	0.00	0.00	756,311.21	189,077.80
277	10.04 14:30:00	0:15:00	149,924.95	37,481.24	0.00	0.00	755,160.15	188,790.04
277	10.04 14:45:00	0:15:00	151,526.59	37,881.65	0.00	0.00	753,558.51	188,389.63
277	10.04 15:00:00	0:15:00	152,066.64	38,016.66	0.00	0.00	753,018.46	188,254.62
277	10.04 15:15:00	0:15:00	152,391.26	38,097.82	0.00	0.00	752,693.84	188,173.46
277	10.04 15:30:00	0:15:00	156,810.58	39,202.65	0.00	0.00	748,274.52	187,068.63
277	10.04 15:45:00	0:15:00	172,146.25	43,036.56	0.00	0.00	732,938.86	183,234.71
277	10.04 16:00:00	0:15:00	192,536.49	48,134.12	0.00	0.00	712,548.61	178,137.15
277	10.04 16:15:00	0:15:00	216,482.88	54,120.72	0.00	0.00	688,602.23	172,150.56
277	10.04 16:30:00	0:15:00	241,868.72	60,467.18	0.00	0.00	663,216.39	165,804.10
277	10.04 16:45:00	0:15:00	269,029.63	67,257.41	0.00	0.00	636,055.47	159,013.87
277	10.04 17:00:00	0:15:00	304,084.04	76,021.01	0.00	0.00	601,001.06	150,250.27
277	10.04 17:15:00	0:15:00	327,382.18	81,845.54	0.00	0.00	577,702.92	144,425.73
277	10.04 17:30:00	0:16:12	345,245.63	93,216.32	0.00	0.00	559,839.47	151,156.66
277	10.04 17:47:23	0:08:24	395,811.64	55,413.63	0.00	0.00	509,273.46	71,298.29
284	10.11 08:16:11	0:07:12	664,756.05	79,770.73	0.00	0.00	240,329.05	28,839.49
284	10.11 08:30:00	0:14:24	607,303.91	145,752.94	0.00	0.00	297,781.19	71,467.49
284	10.11 08:45:00	0:15:00	554,685.93	138,671.48	0.00	0.00	350,399.17	87,599.79
284	10.11 09:00:00	0:15:00	474,719.36	118,679.84	0.00	0.00	430,365.74	107,591.44
284	10.11 09:15:00	0:15:00	423,287.18	105,821.80	0.00	0.00	481,797.92	120,449.48
284	10.11 09:30:00	0:15:00	384,738.85	96,184.71	0.00	0.00	520,346.25	130,086.56
284	10.11 09:45:00	0:15:00	353,950.07	88,487.52	0.00	0.00	551,135.03	137,783.76
284	10.11 10:00:00	0:15:00	323,555.63	80,888.91	0.00	0.00	581,529.47	145,382.37
284	10.11 10:15:00	0:15:00	296,653.87	74,163.47	0.00	0.00	608,431.23	152,107.81
284	10.11 10:30:00	0:15:00	272,444.08	68,111.02	0.00	0.00	632,641.02	158,160.26
284	10.11 10:45:00	0:15:00	254,444.68	63,611.17	0.00	0.00	650,640.42	162,660.11
284	10.11 11:00:00	0:15:00	236,227.36	59,056.84	0.00	0.00	668,857.74	167,214.44
284	10.11 11:15:00	0:15:00	221,120.11	55,280.03	0.00	0.00	683,964.99	170,991.25
284	10.11 11:30:00	0:15:00	205,575.78	51,393.94	0.00	0.00	699,509.33	174,877.33
284	10.11 11:45:00	0:15:00	192,878.61	48,219.65	0.00	0.00	712,206.49	178,051.62
284	10.11 12:00:00	0:15:00	181,432.96	45,358.24	0.00	0.00	723,652.14	180,913.04
284	10.11 12:15:00	0:15:00	172,900.71	43,225.18	0.00	0.00	732,184.39	183,046.10
284	10.11 12:30:00	0:15:00	164,913.50	41,228.37	0.00	0.00	740,171.60	185,042.90



## MAY2020 1450 OWENS EXIST D FOR D 39 FT PROPOSED - Mission Creek

DayNum	Date+Time	Duration	ExSF	ExSFHr	NewSF	NewSFHr	SunnySF	SunnySFHr
284	10.11 12:45:00	0:15:00	159,662.00	39,915.50	0.00	0.00	745,423.10	186,355.78
284	10.11 13:00:00	0:15:00	158,018.87	39,504.72	0.00	0.00	747,066.23	186,766.56
284	10.11 13:15:00	0:15:00	158,552.67	39,638.17	0.00	0.00	746,532.43	186,633.11
284	10.11 13:30:00	0:15:00	157,608.28	39,402.07	0.00	0.00	747,476.82	186,869.21
284	10.11 13:45:00	0:15:00	156,728.86	39,182.22	0.00	0.00	748,356.24	187,089.06
284	10.11 14:00:00	0:15:00	154,625.16	38,656.29	0.00	0.00	750,459.94	187,614.98
284	10.11 14:15:00	0:15:00	154,622.91	38,655.73	0.00	0.00	750,462.19	187,615.55
284	10.11 14:30:00	0:15:00	155,650.77	38,912.69	0.00	0.00	749,434.33	187,358.58
284	10.11 14:45:00	0:15:00	156,975.52	39,243.88	0.00	0.00	748,109.58	187,027.40
284	10.11 15:00:00	0:15:00	157,300.40	39,325.10	0.00	0.00	747,784.71	186,946.18
284	10.11 15:15:00	0:15:00	157,159.70	39,289.93	0.00	0.00	747,925.40	186,981.35
284	10.11 15:30:00	0:15:00	157,957.65	39,489.41	0.00	0.00	747,127.46	186,781.86
284	10.11 15:45:00	0:15:00	171,503.24	42,875.81	0.00	0.00	733,581.86	183,395.47
284	10.11 16:00:00	0:15:00	193,133.76	48,283.44	0.00	0.00	711,951.34	177,987.84
284	10.11 16:15:00	0:15:00	219,259.57	54,814.89	0.00	0.00	685,825.53	171,456.38
284	10.11 16:30:00	0:15:00	246,780.35	61,695.09	0.00	0.00	658,304.75	164,576.19
284	10.11 16:45:00	0:15:00	277,839.53	69,459.88	0.00	0.00	627,245.57	156,811.39
284	10.11 17:00:00	0:15:00	316,171.94	79,042.99	0.00	0.00	588,913.16	147,228.29
284	10.11 17:15:00	0:15:00	335,551.07	83,887.77	0.00	0.00	569,534.03	142,383.51
284	10.11 17:30:00	0:11:24	363,266.77	69,020.69	0.00	0.00	541,818.33	102,945.48
284	10.11 17:37:12	0:03:36	384,918.28	23,095.10	0.00	0.00	520,166.82	31,210.01
291	10.18 08:22:48	0:03:36	659,185.17	39,551.11	0.00	0.00	245,899.93	14,754.00
291	10.18 08:30:00	0:10:48	629,201.83	113,256.33	0.00	0.00	275,883.27	49,658.99
291	10.18 08:45:00	0:15:00	588,606.28	147,151.57	0.00	0.00	316,478.83	79,119.71
291	10.18 09:00:00	0:15:00	516,931.05	129,232.76	0.00	0.00	388,154.05	97,038.51
291	10.18 09:15:00	0:15:00	444,900.71	111,225.18	0.00	0.00	460,184.39	115,046.10
291	10.18 09:30:00	0:15:00	399,448.25	99,862.06	0.00	0.00	505,636.85	126,409.21
291	10.18 09:45:00	0:15:00	366,358.84	91,589.71	0.00	0.00	538,726.26	134,681.56
291	10.18 10:00:00	0:15:00	338,285.78	84,571.44	0.00	0.00	566,799.32	141,699.83
291	10.18 10:15:00	0:15:00	309,464.99	77,366.25	0.00	0.00	595,620.11	148,905.03
291	10.18 10:30:00	0:15:00	287,234.20	71,808.55	0.00	0.00	617,850.90	154,462.72
291	10.18 10:45:00	0:15:00	272,106.71	68,026.68	0.00	0.00	632,978.39	158,244.60
291	10.18 11:00:00	0:15:00	254,739.07	63,684.77	0.00	0.00	650,346.03	162,586.51
291	10.18 11:15:00	0:15:00	238,465.01	59,616.25	0.00	0.00	666,620.09	166,655.02
291	10.18 11:30:00	0:15:00	221,658.66	55,414.66	0.00	0.00	683,426.45	170,856.61
291	10.18 11:45:00	0:15:00	208,777.81	52,194.45	0.00	0.00	696,307.29	174,076.82
291	10.18 12:00:00	0:15:00	196,803.36	49,200.84	0.00	0.00	708,281.74	177,070.43
291	10.18 12:15:00	0:15:00	186,926.12	46,731.53	0.00	0.00	718,158.98	179,539.75
291	10.18 12:30:00	0:15:00	176,645.78	44,161.45	0.00	0.00	728,439.32	182,109.83
291	10.18 12:45:00	0:15:00	170,854.24	42,713.56	0.00	0.00	734,230.86	183,557.72
291	10.18 13:00:00	0:15:00	168,292.21	42,073.05	0.00	0.00	736,792.89	184,198.22
291	10.18 13:15:00	0:15:00	168,301.96	42,075.49	0.00	0.00	736,783.14	184,195.79
291	10.18 13:30:00	0:15:00	166,608.60	41,652.15	0.00	0.00	738,476.50	184,619.12
291	10.18 13:45:00	0:15:00	165,192.89	41,298.22	0.00	0.00	739,892.21	184,973.05
291	10.18 14:00:00	0:15:00	162,729.33	40,682.33	0.00	0.00	742,355.77	185,588.94
291	10.18 14:15:00	0:15:00	161,574.77	40,393.69	0.00	0.00	743,510.33	185,877.58
291	10.18 14:30:00	0:15:00	161,484.05	40,371.01	0.00	0.00	743,601.05	185,900.26
291	10.18 14:45:00	0:15:00	162,447.19	40,611.80	0.00	0.00	742,637.91	185,659.48
291	10.18 15:00:00	0:15:00	162,138.30	40,534.58	0.00	0.00	742,946.80	185,736.70
291	10.18 15:15:00	0:15:00	161,980.86	40,495.22	0.00	0.00	743,104.24	185,776.06
291	10.18 15:30:00	0:15:00	162,040.59	40,510.15	0.00	0.00	743,044.51	185,761.13
291	10.18 15:45:00	0:15:00	171,339.30	42,834.83	0.00	0.00	733,745.80	183,436.45



## MAY2020 1450 OWENS EXIST D FOR D 39 FT PROPOSED - Mission Creek

DayNum	Date+Time	Duration	ExSF	ExSFHr	NewSF	NewSFHr	SunnySF	SunnySFHr
291	10.18 16:00:00	0:15:00	193,248.97	48,312.24	0.00	0.00	711,836.14	177,959.03
291	10.18 16:15:00	0:15:00	220,223.70	55,055.93	0.00	0.00	684,861.40	171,215.35
291	10.18 16:30:00	0:15:00	252,601.88	63,150.47	0.00	0.00	652,483.22	163,120.81
291	10.18 16:45:00	0:15:00	288,011.16	72,002.79	0.00	0.00	617,073.94	154,268.49
291	10.18 17:00:00	0:15:00	325,123.79	81,280.95	0.00	0.00	579,961.32	144,990.33
291	10.18 17:15:00	0:13:12	344,983.23	75,896.31	0.00	0.00	560,101.87	123,222.41
291	10.18 17:27:00	0:06:00	376,856.60	37,685.66	0.00	0.00	528,228.50	52,822.85
298	10.25 07:30:00	0:07:48	644,701.43	83,811.19	0.00	0.00	260,383.67	33,849.88
298	10.25 07:45:00	0:15:00	607,048.01	151,762.00	0.00	0.00	298,037.09	74,509.27
298	10.25 08:00:00	0:15:00	558,297.06	139,574.27	0.00	0.00	346,788.04	86,697.01
298	10.25 08:15:00	0:15:00	481,006.47	120,251.62	0.00	0.00	424,078.63	106,019.66
298	10.25 08:30:00	0:15:00	419,897.72	104,974.43	0.00	0.00	485,187.38	121,296.85
298	10.25 08:45:00	0:15:00	381,204.20	95,301.05	0.00	0.00	523,880.91	130,970.23
298	10.25 09:00:00	0:15:00	350,360.93	87,590.23	0.00	0.00	554,724.17	138,681.04
298	10.25 09:15:00	0:15:00	325,285.97	81,321.49	0.00	0.00	579,799.13	144,949.78
298	10.25 09:30:00	0:15:00	305,240.60	76,310.15	0.00	0.00	599,844.50	149,961.13
298	10.25 09:45:00	0:15:00	289,460.61	72,365.15	0.00	0.00	615,624.50	153,906.12
298	10.25 10:00:00	0:15:00	273,726.84	68,431.71	0.00	0.00	631,358.26	157,839.56
298	10.25 10:15:00	0:15:00	257,557.50	64,389.37	0.00	0.00	647,527.61	161,881.90
298	10.25 10:30:00	0:15:00	239,519.86	59,879.97	0.00	0.00	665,565.24	166,391.31
298	10.25 10:45:00	0:15:00	226,069.98	56,517.49	0.00	0.00	679,015.12	169,753.78
298	10.25 11:00:00	0:15:00	213,558.24	53,389.56	0.00	0.00	691,526.86	172,881.72
298	10.25 11:15:00	0:15:00	202,967.52	50,741.88	0.00	0.00	702,117.58	175,529.40
298	10.25 11:30:00	0:15:00	191,128.02	47,782.01	0.00	0.00	713,957.08	178,489.27
298	10.25 11:45:00	0:15:00	183,605.89	45,901.47	0.00	0.00	721,479.22	180,369.80
298	10.25 12:00:00	0:15:00	179,913.79	44,978.45	0.00	0.00	725,171.31	181,292.83
298	10.25 12:15:00	0:15:00	178,828.45	44,707.11	0.00	0.00	726,256.65	181,564.16
298	10.25 12:30:00	0:15:00	176,304.91	44,076.23	0.00	0.00	728,780.19	182,195.05
298	10.25 12:45:00	0:15:00	174,394.64	43,598.66	0.00	0.00	730,690.46	182,672.62
298	10.25 13:00:00	0:15:00	171,402.03	42,850.51	0.00	0.00	733,683.07	183,420.77
298	10.25 13:15:00	0:15:00	169,783.40	42,445.85	0.00	0.00	735,301.71	183,825.43
298	10.25 13:30:00	0:15:00	167,622.72	41,905.68	0.00	0.00	737,462.38	184,365.60
298	10.25 13:45:00	0:15:00	167,650.71	41,912.68	0.00	0.00	737,434.39	184,358.60
298	10.25 14:00:00	0:15:00	166,655.09	41,663.77	0.00	0.00	738,430.02	184,607.50
298	10.25 14:15:00	0:15:00	166,863.51	41,715.88	0.00	0.00	738,221.59	184,555.40
298	10.25 14:30:00	0:15:00	166,949.22	41,737.31	0.00	0.00	738,135.88	184,533.97
298	10.25 14:45:00	0:15:00	171,173.37	42,793.34	0.00	0.00	733,911.73	183,477.93
298	10.25 15:00:00	0:15:00	191,226.24	47,806.56	0.00	0.00	713,858.87	178,464.72
298	10.25 15:15:00	0:15:00	221,656.91	55,414.23	0.00	0.00	683,428.19	170,857.05
298	10.25 15:30:00	0:15:00	257,492.77	64,373.19	0.00	0.00	647,592.33	161,898.08
298	10.25 15:45:00	0:15:00	295,439.83	73,859.96	0.00	0.00	609,645.27	152,411.32
298	10.25 16:00:00	0:15:00	333,487.10	83,371.78	0.00	0.00	571,598.00	142,899.50
298	10.25 16:15:00	0:09:00	363,986.00	54,597.90	0.00	0.00	541,099.10	81,164.87
298	10.25 16:18:00	0:01:48	371,306.96	11,139.21	0.00	0.00	533,778.14	16,013.34
305	11.01 07:36:35	0:04:12	639,748.57	44,782.40	0.00	0.00	265,336.54	18,573.56
305	11.01 07:45:00	0:11:24	627,523.22	119,229.41	0.00	0.00	277,561.88	52,736.76
305	11.01 08:00:00	0:15:00	588,760.72	147,190.18	0.00	0.00	316,324.38	79,081.10
305	11.01 08:15:00	0:15:00	520,640.64	130,160.16	0.00	0.00	384,444.46	96,111.12
305	11.01 08:30:00	0:15:00	450,213.69	112,553.42	0.00	0.00	454,871.41	113,717.85
305	11.01 08:45:00	0:15:00	400,500.35	100,125.09	0.00	0.00	504,584.75	126,146.19
305	11.01 09:00:00	0:15:00	364,741.96	91,185.49	0.00	0.00	540,343.14	135,085.79
305	11.01 09:15:00	0:15:00	340,557.91	85,139.48	0.00	0.00	564,527.19	141,131.80



## MAY2020 1450 OWENS EXIST D FOR D 39 FT PROPOSED - Mission Creek

DayNum	Date+Time	Duration	ExSF	ExSFHr	NewSF	NewSFHr	SunnySF	SunnySFHr
305	11.01 09:30:00	0:15:00	326,149.40	81,537.35	0.00	0.00	578,935.71	144,733.93
305	11.01 09:45:00	0:15:00	307,882.85	76,970.71	0.00	0.00	597,202.26	149,300.56
305	11.01 10:00:00	0:15:00	290,689.39	72,672.35	0.00	0.00	614,395.71	153,598.93
305	11.01 10:15:00	0:15:00	275,506.17	68,876.54	0.00	0.00	629,578.94	157,394.73
305	11.01 10:30:00	0:15:00	259,106.66	64,776.66	0.00	0.00	645,978.45	161,494.61
305	11.01 10:45:00	0:15:00	244,556.94	61,139.24	0.00	0.00	660,528.16	165,132.04
305	11.01 11:00:00	0:15:00	230,685.22	57,671.31	0.00	0.00	674,399.88	168,599.97
305	11.01 11:15:00	0:15:00	219,729.89	54,932.47	0.00	0.00	685,355.21	171,338.80
305	11.01 11:30:00	0:15:00	207,524.28	51,881.07	0.00	0.00	697,560.82	174,390.20
305	11.01 11:45:00	0:15:00	198,925.06	49,731.26	0.00	0.00	706,160.04	176,540.01
305	11.01 12:00:00	0:15:00	192,987.32	48,246.83	0.00	0.00	712,097.79	178,024.45
305	11.01 12:15:00	0:15:00	190,326.08	47,581.52	0.00	0.00	714,759.02	178,689.76
305	11.01 12:30:00	0:15:00	186,614.74	46,653.69	0.00	0.00	718,470.36	179,617.59
305	11.01 12:45:00	0:15:00	184,118.94	46,029.74	0.00	0.00	720,966.16	180,241.54
305	11.01 13:00:00	0:15:00	180,681.00	45,170.25	0.00	0.00	724,404.10	181,101.03
305	11.01 13:15:00	0:15:00	178,478.84	44,619.71	0.00	0.00	726,606.26	181,651.57
305	11.01 13:30:00	0:15:00	175,174.09	43,793.52	0.00	0.00	729,911.01	182,477.75
305	11.01 13:45:00	0:15:00	172,829.24	43,207.31	0.00	0.00	732,255.87	183,063.97
305	11.01 14:00:00	0:15:00	171,473.25	42,868.31	0.00	0.00	733,611.85	183,402.96
305	11.01 14:15:00	0:15:00	171,736.90	42,934.23	0.00	0.00	733,348.20	183,337.05
305	11.01 14:30:00	0:15:00	172,367.41	43,091.85	0.00	0.00	732,717.69	183,179.42
305	11.01 14:45:00	0:15:00	172,927.95	43,231.99	0.00	0.00	732,157.15	183,039.29
305	11.01 15:00:00	0:15:00	189,085.55	47,271.39	0.00	0.00	715,999.55	178,999.89
305	11.01 15:15:00	0:15:00	221,661.40	55,415.35	0.00	0.00	683,423.70	170,855.92
305	11.01 15:30:00	0:15:00	262,452.63	65,613.16	0.00	0.00	642,632.47	160,658.12
305	11.01 15:45:00	0:15:00	299,513.53	74,878.38	0.00	0.00	605,571.57	151,392.89
305	11.01 16:00:00	0:12:36	342,716.84	71,970.54	0.00	0.00	562,368.26	118,097.34
305	11.01 16:10:12	0:05:24	366,836.16	33,015.26	0.00	0.00	538,248.94	48,442.40
312	11.08 07:43:48	0:00:36	637,331.49	6,373.32	0.00	0.00	267,753.62	2,677.54
312	11.08 07:45:00	0:07:48	635,581.90	82,625.65	0.00	0.00	269,503.20	35,035.42
312	11.08 08:00:00	0:15:00	601,440.64	150,360.16	0.00	0.00	303,644.46	75,911.12
312	11.08 08:15:00	0:15:00	557,299.94	139,324.99	0.00	0.00	347,785.16	86,946.29
312	11.08 08:30:00	0:15:00	488,488.87	122,122.22	0.00	0.00	416,596.23	104,149.06
312	11.08 08:45:00	0:15:00	425,471.35	106,367.84	0.00	0.00	479,613.75	119,903.44
312	11.08 09:00:00	0:15:00	382,741.86	95,685.47	0.00	0.00	522,343.24	130,585.81
312	11.08 09:15:00	0:15:00	358,078.25	89,519.56	0.00	0.00	547,006.86	136,751.71
312	11.08 09:30:00	0:15:00	341,764.45	85,441.11	0.00	0.00	563,320.65	140,830.16
312	11.08 09:45:00	0:15:00	329,470.13	82,367.53	0.00	0.00	575,614.97	143,903.74
312	11.08 10:00:00	0:15:00	308,172.49	77,043.12	0.00	0.00	596,912.62	149,228.15
312	11.08 10:15:00	0:15:00	291,937.91	72,984.48	0.00	0.00	613,147.19	153,286.80
312	11.08 10:30:00	0:15:00	277,372.46	69,343.11	0.00	0.00	627,712.65	156,928.16
312	11.08 10:45:00	0:15:00	264,175.23	66,043.81	0.00	0.00	640,909.87	160,227.47
312	11.08 11:00:00	0:15:00	248,859.81	62,214.95	0.00	0.00	656,225.30	164,056.32
312	11.08 11:15:00	0:15:00	236,800.64	59,200.16	0.00	0.00	668,284.46	167,071.11
312	11.08 11:30:00	0:15:00	224,081.23	56,020.31	0.00	0.00	681,003.87	170,250.97
312	11.08 11:45:00	0:15:00	215,066.16	53,766.54	0.00	0.00	690,018.94	172,504.73
312	11.08 12:00:00	0:15:00	207,794.93	51,948.73	0.00	0.00	697,290.17	174,322.54
312	11.08 12:15:00	0:15:00	203,350.87	50,837.72	0.00	0.00	701,734.23	175,433.56
312	11.08 12:30:00	0:15:00	197,922.94	49,480.73	0.00	0.00	707,162.16	176,790.54
312	11.08 12:45:00	0:15:00	193,982.94	48,495.73	0.00	0.00	711,102.16	177,775.54
312	11.08 13:00:00	0:15:00	190,023.94	47,505.99	0.00	0.00	715,061.16	178,765.29
312	11.08 13:15:00	0:15:00	187,649.10	46,912.27	0.00	0.00	717,436.00	179,359.00





## MAY2020 1450 OWENS EXIST D FOR D 39 FT PROPOSED - Mission Creek

DayNum	Date+Time	Duration	ExSF	ExSFHr	NewSF	NewSFHr	SunnySF	SunnySFHr
312	11.08 13:30:00	0:15:00	183,391.97	45,847.99	0.00	0.00	721,693.13	180,423.28
312	11.08 13:45:00	0:15:00	179,357.75	44,839.44	0.00	0.00	725,727.35	181,431.84
312	11.08 14:00:00	0:15:00	176,243.19	44,060.80	0.00	0.00	728,841.91	182,210.48
312	11.08 14:15:00	0:15:00	176,943.17	44,235.79	0.00	0.00	728,141.93	182,035.48
312	11.08 14:30:00	0:15:00	176,685.77	44,171.44	0.00	0.00	728,399.33	182,099.83
312	11.08 14:45:00	0:15:00	177,412.74	44,353.19	0.00	0.00	727,672.36	181,918.09
312	11.08 15:00:00	0:15:00	187,629.35	46,907.34	0.00	0.00	717,455.75	179,363.94
312	11.08 15:15:00	0:15:00	220,257.44	55,064.36	0.00	0.00	684,827.66	171,206.92
312	11.08 15:30:00	0:15:00	263,086.14	65,771.54	0.00	0.00	641,998.96	160,499.74
312	11.08 15:45:00	0:15:00	302,140.53	75,535.13	0.00	0.00	602,944.57	150,736.14
312	11.08 16:00:00	0:09:00	353,859.85	53,078.98	0.00	0.00	551,225.25	82,683.79
312	11.08 16:03:00	0:01:48	361,625.65	10,848.77	0.00	0.00	543,459.46	16,303.78
319	11.15 07:51:00	0:04:48	631,460.22	50,516.82	0.00	0.00	273,624.88	21,889.99
319	11.15 08:00:00	0:12:00	612,841.80	122,568.36	0.00	0.00	292,243.30	58,448.66
319	11.15 08:15:00	0:15:00	570,769.06	142,692.27	0.00	0.00	334,316.04	83,579.01
319	11.15 08:30:00	0:15:00	520,190.06	130,047.52	0.00	0.00	384,895.04	96,223.76
319	11.15 08:45:00	0:15:00	454,809.44	113,702.36	0.00	0.00	450,275.66	112,568.92
319	11.15 09:00:00	0:15:00	404,484.84	101,121.21	0.00	0.00	500,600.26	125,150.07
319	11.15 09:15:00	0:15:00	376,465.75	94,116.44	0.00	0.00	528,619.35	132,154.84
319	11.15 09:30:00	0:15:00	357,036.89	89,259.22	0.00	0.00	548,048.21	137,012.05
319	11.15 09:45:00	0:15:00	344,057.33	86,014.33	0.00	0.00	561,027.77	140,256.94
319	11.15 10:00:00	0:15:00	329,468.13	82,367.03	0.00	0.00	575,616.97	143,904.24
319	11.15 10:15:00	0:15:00	309,046.40	77,261.60	0.00	0.00	596,038.70	149,009.67
319	11.15 10:30:00	0:15:00	292,564.92	73,141.23	0.00	0.00	612,520.18	153,130.04
319	11.15 10:45:00	0:15:00	281,650.83	70,412.71	0.00	0.00	623,434.27	155,858.57
319	11.15 11:00:00	0:15:00	267,900.81	66,975.20	0.00	0.00	637,184.29	159,296.07
319	11.15 11:15:00	0:15:00	254,311.73	63,577.93	0.00	0.00	650,773.37	162,693.34
319	11.15 11:30:00	0:15:00	240,763.64	60,190.91	0.00	0.00	664,321.47	166,080.37
319	11.15 11:45:00	0:15:00	231,352.47	57,838.12	0.00	0.00	673,732.63	168,433.16
319	11.15 12:00:00	0:15:00	222,984.90	55,746.23	0.00	0.00	682,100.20	170,525.05
319	11.15 12:15:00	0:15:00	217,451.26	54,362.81	0.00	0.00	687,633.84	171,908.46
319	11.15 12:30:00	0:15:00	209,649.48	52,412.37	0.00	0.00	695,435.63	173,858.91
319	11.15 12:45:00	0:15:00	204,455.45	51,113.86	0.00	0.00	700,629.65	175,157.41
319	11.15 13:00:00	0:15:00	199,155.72	49,788.93	0.00	0.00	705,929.38	176,482.35
319	11.15 13:15:00	0:15:00	196,713.65	49,178.41	0.00	0.00	708,371.45	177,092.86
319	11.15 13:30:00	0:15:00	192,233.10	48,058.28	0.00	0.00	712,852.00	178,213.00
319	11.15 13:45:00	0:15:00	187,093.81	46,773.45	0.00	0.00	717,991.29	179,497.82
319	11.15 14:00:00	0:15:00	182,369.36	45,592.34	0.00	0.00	722,715.75	180,678.94
319	11.15 14:15:00	0:15:00	181,122.83	45,280.71	0.00	0.00	723,962.27	180,990.57
319	11.15 14:30:00	0:15:00	180,941.65	45,235.41	0.00	0.00	724,143.45	181,035.86
319	11.15 14:45:00	0:15:00	182,542.79	45,635.70	0.00	0.00	722,542.31	180,635.58
319	11.15 15:00:00	0:15:00	188,083.43	47,020.86	0.00	0.00	717,001.67	179,250.42
319	11.15 15:15:00	0:15:00	217,867.85	54,466.96	0.00	0.00	687,217.25	171,804.31
319	11.15 15:30:00	0:15:00	259,124.40	64,781.10	0.00	0.00	645,960.70	161,490.18
319	11.15 15:45:00	0:13:48	304,228.24	69,972.49	0.00	0.00	600,856.86	138,197.08
319	11.15 15:57:36	0:06:36	354,436.13	38,987.97	0.00	0.00	550,648.97	60,571.39
326	11.22 07:57:36	0:01:12	622,867.74	12,457.36	0.00	0.00	282,217.36	5,644.35
326	11.22 08:00:00	0:09:00	619,128.16	92,869.22	0.00	0.00	285,956.94	42,893.54
326	11.22 08:15:00	0:15:00	587,652.89	146,913.22	0.00	0.00	317,432.21	79,358.05
326	11.22 08:30:00	0:15:00	543,334.00	135,833.50	0.00	0.00	361,751.10	90,437.77
326	11.22 08:45:00	0:15:00	482,809.78	120,702.45	0.00	0.00	422,275.32	105,568.83
326	11.22 09:00:00	0:15:00	427,848.70	106,962.17	0.00	0.00	477,236.40	119,309.10



## MAY2020 1450 OWENS EXIST D FOR D 39 FT PROPOSED - Mission Creek

DayNum	Date+Time	Duration	ExSF	ExSFHr	NewSF	NewSFHr	SunnySF	SunnySFHr
326	11.22 09:15:00	0:15:00	396,313.20	99,078.30	0.00	0.00	508,771.90	127,192.98
326	11.22 09:30:00	0:15:00	372,403.29	93,100.82	0.00	0.00	532,681.81	133,170.45
326	11.22 09:45:00	0:15:00	357,581.43	89,395.36	0.00	0.00	547,503.67	136,875.92
326	11.22 10:00:00	0:15:00	342,350.23	85,587.56	0.00	0.00	562,734.87	140,683.72
326	11.22 10:15:00	0:15:00	329,013.31	82,253.33	0.00	0.00	576,071.80	144,017.95
326	11.22 10:30:00	0:15:00	307,980.06	76,995.02	0.00	0.00	597,105.04	149,276.26
326	11.22 10:45:00	0:15:00	295,965.88	73,991.47	0.00	0.00	609,119.22	152,279.81
326	11.22 11:00:00	0:15:00	284,443.02	71,110.75	0.00	0.00	620,642.09	155,160.52
326	11.22 11:15:00	0:15:00	272,169.69	68,042.42	0.00	0.00	632,915.42	158,228.85
326	11.22 11:30:00	0:15:00	256,974.97	64,243.74	0.00	0.00	648,110.13	162,027.53
326	11.22 11:45:00	0:15:00	246,698.88	61,674.72	0.00	0.00	658,386.22	164,596.56
326	11.22 12:00:00	0:15:00	237,348.19	59,337.05	0.00	0.00	667,736.92	166,934.23
326	11.22 12:15:00	0:15:00	231,104.81	57,776.20	0.00	0.00	673,980.29	168,495.07
326	11.22 12:30:00	0:15:00	221,665.65	55,416.41	0.00	0.00	683,419.45	170,854.86
326	11.22 12:45:00	0:15:00	215,321.57	53,830.39	0.00	0.00	689,763.53	172,440.88
326	11.22 13:00:00	0:15:00	208,384.46	52,096.11	0.00	0.00	696,700.64	174,175.16
326	11.22 13:15:00	0:15:00	204,892.29	51,223.07	0.00	0.00	700,192.82	175,048.20
326	11.22 13:30:00	0:15:00	200,663.39	50,165.85	0.00	0.00	704,421.71	176,105.43
326	11.22 13:45:00	0:15:00	195,274.70	48,818.67	0.00	0.00	709,810.41	177,452.60
326	11.22 14:00:00	0:15:00	189,788.78	47,447.20	0.00	0.00	715,296.32	178,824.08
326	11.22 14:15:00	0:15:00	185,522.66	46,380.66	0.00	0.00	719,562.45	179,890.61
326	11.22 14:30:00	0:15:00	185,096.32	46,274.08	0.00	0.00	719,988.78	179,997.20
326	11.22 14:45:00	0:15:00	187,558.38	46,889.60	0.00	0.00	717,526.72	179,381.68
326	11.22 15:00:00	0:15:00	193,017.30	48,254.33	0.00	0.00	712,067.80	178,016.95
326	11.22 15:15:00	0:15:00	212,849.51	53,212.38	0.00	0.00	692,235.59	173,058.90
326	11.22 15:30:00	0:15:00	252,815.30	63,203.83	0.00	0.00	652,269.80	163,067.45
326	11.22 15:45:00	0:12:00	302,559.12	60,511.82	0.00	0.00	602,525.98	120,505.20
326	11.22 15:54:00	0:04:48	343,346.35	27,467.71	0.00	0.00	561,738.75	44,939.10
333	11.29 08:04:12	0:05:24	618,289.23	55,646.03	0.00	0.00	286,795.87	25,811.63
333	11.29 08:15:00	0:12:36	597,655.33	125,507.62	0.00	0.00	307,429.77	64,560.25
333	11.29 08:30:00	0:15:00	555,449.64	138,862.41	0.00	0.00	349,635.46	87,408.86
333	11.29 08:45:00	0:15:00	510,468.01	127,617.00	0.00	0.00	394,617.09	98,654.27
333	11.29 09:00:00	0:15:00	457,152.80	114,288.20	0.00	0.00	447,932.30	111,983.08
333	11.29 09:15:00	0:15:00	415,012.08	103,753.02	0.00	0.00	490,073.02	122,518.26
333	11.29 09:30:00	0:15:00	387,913.14	96,978.29	0.00	0.00	517,171.96	129,292.99
333	11.29 09:45:00	0:15:00	369,844.52	92,461.13	0.00	0.00	535,240.58	133,810.15
333	11.29 10:00:00	0:15:00	353,852.35	88,463.09	0.00	0.00	551,232.75	137,808.19
333	11.29 10:15:00	0:15:00	340,887.04	85,221.76	0.00	0.00	564,198.06	141,049.52
333	11.29 10:30:00	0:15:00	323,847.52	80,961.88	0.00	0.00	581,237.58	145,309.40
333	11.29 10:45:00	0:15:00	309,008.92	77,252.23	0.00	0.00	596,076.18	149,019.05
333	11.29 11:00:00	0:15:00	296,778.82	74,194.71	0.00	0.00	608,306.28	152,076.57
333	11.29 11:15:00	0:15:00	286,818.86	71,704.72	0.00	0.00	618,266.24	154,566.56
333	11.29 11:30:00	0:15:00	272,745.47	68,186.37	0.00	0.00	632,339.63	158,084.91
333	11.29 11:45:00	0:15:00	261,459.51	65,364.88	0.00	0.00	643,625.59	160,906.40
333	11.29 12:00:00	0:15:00	251,723.97	62,930.99	0.00	0.00	653,361.14	163,340.28
333	11.29 12:15:00	0:15:00	244,104.11	61,026.03	0.00	0.00	660,980.99	165,245.25
333	11.29 12:30:00	0:15:00	233,531.14	58,382.78	0.00	0.00	671,553.96	167,888.49
333	11.29 12:45:00	0:15:00	225,851.81	56,462.95	0.00	0.00	679,233.29	169,808.32
333	11.29 13:00:00	0:15:00	217,803.87	54,450.97	0.00	0.00	687,281.23	171,820.31
333	11.29 13:15:00	0:15:00	213,283.84	53,320.96	0.00	0.00	691,801.26	172,950.32
333	11.29 13:30:00	0:15:00	208,379.21	52,094.80	0.00	0.00	696,705.89	174,176.47
333	11.29 13:45:00	0:15:00	203,332.38	50,833.10	0.00	0.00	701,752.72	175,438.18



## MAY2020 1450 OWENS EXIST D FOR D 39 FT PROPOSED - Mission Creek

DayNum	Date+Time	Duration	ExSF	ExSFHr	NewSF	NewSFHr	SunnySF	SunnySFHr
333	11.29 14:00:00	0:15:00	196,907.32	49,226.83	0.00	0.00	708,177.78	177,044.44
333	11.29 14:15:00	0:15:00	191,709.05	47,927.26	0.00	0.00	713,376.05	178,344.01
333	11.29 14:30:00	0:15:00	188,477.53	47,119.38	0.00	0.00	716,607.57	179,151.89
333	11.29 14:45:00	0:15:00	191,704.55	47,926.14	0.00	0.00	713,380.55	178,345.14
333	11.29 15:00:00	0:15:00	197,624.05	49,406.01	0.00	0.00	707,461.05	176,865.26
333	11.29 15:15:00	0:15:00	208,451.18	52,112.80	0.00	0.00	696,633.92	174,158.48
333	11.29 15:30:00	0:15:00	243,908.44	60,977.11	0.00	0.00	661,176.66	165,294.17
333	11.29 15:45:00	0:10:48	299,475.05	53,905.51	0.00	0.00	605,610.06	109,009.81
333	11.29 15:51:36	0:03:00	326,905.86	16,345.29	0.00	0.00	578,179.24	28,908.96
340	12.06 08:10:12	0:02:24	614,685.85	24,587.43	0.00	0.00	290,399.25	11,615.97
340	12.06 08:15:00	0:10:12	604,552.46	102,773.92	0.00	0.00	300,532.64	51,090.55
340	12.06 08:30:00	0:15:00	571,171.41	142,792.85	0.00	0.00	333,913.69	83,478.42
340	12.06 08:45:00	0:15:00	524,920.51	131,230.13	0.00	0.00	380,164.59	95,041.15
340	12.06 09:00:00	0:15:00	477,922.64	119,480.66	0.00	0.00	427,162.46	106,790.61
340	12.06 09:15:00	0:15:00	434,963.99	108,741.00	0.00	0.00	470,121.11	117,530.28
340	12.06 09:30:00	0:15:00	403,446.23	100,861.56	0.00	0.00	501,638.87	125,409.72
340	12.06 09:45:00	0:15:00	381,267.42	95,316.86	0.00	0.00	523,817.68	130,954.42
340	12.06 10:00:00	0:15:00	364,074.46	91,018.62	0.00	0.00	541,010.64	135,252.66
340	12.06 10:15:00	0:15:00	350,266.22	87,566.55	0.00	0.00	554,818.88	138,704.72
340	12.06 10:30:00	0:15:00	336,681.64	84,170.41	0.00	0.00	568,403.46	142,100.87
340	12.06 10:45:00	0:15:00	320,708.72	80,177.18	0.00	0.00	584,376.39	146,094.10
340	12.06 11:00:00	0:15:00	307,160.87	76,790.22	0.00	0.00	597,924.23	149,481.06
340	12.06 11:15:00	0:15:00	297,617.00	74,404.25	0.00	0.00	607,468.10	151,867.03
340	12.06 11:30:00	0:15:00	285,344.42	71,336.11	0.00	0.00	619,740.68	154,935.17
340	12.06 11:45:00	0:15:00	273,028.11	68,257.03	0.00	0.00	632,056.99	158,014.25
340	12.06 12:00:00	0:15:00	260,860.49	65,215.12	0.00	0.00	644,224.61	161,056.15
340	12.06 12:15:00	0:15:00	253,520.53	63,380.13	0.00	0.00	651,564.57	162,891.14
340	12.06 12:30:00	0:15:00	243,329.66	60,832.42	0.00	0.00	661,755.44	165,438.86
340	12.06 12:45:00	0:15:00	235,013.57	58,753.39	0.00	0.00	670,071.53	167,517.88
340	12.06 13:00:00	0:15:00	226,422.34	56,605.59	0.00	0.00	678,662.76	169,665.69
340	12.06 13:15:00	0:15:00	221,175.09	55,293.77	0.00	0.00	683,910.01	170,977.50
340	12.06 13:30:00	0:15:00	214,696.55	53,674.14	0.00	0.00	690,388.55	172,597.14
340	12.06 13:45:00	0:15:00	210,161.78	52,540.45	0.00	0.00	694,923.32	173,730.83
340	12.06 14:00:00	0:15:00	203,417.60	50,854.40	0.00	0.00	701,667.50	175,416.88
340	12.06 14:15:00	0:15:00	197,844.22	49,461.05	0.00	0.00	707,240.88	176,810.22
340	12.06 14:30:00	0:15:00	192,314.57	48,078.64	0.00	0.00	712,770.53	178,192.63
340	12.06 14:45:00	0:15:00	194,560.22	48,640.05	0.00	0.00	710,524.88	177,631.22
340	12.06 15:00:00	0:15:00	200,708.38	50,177.09	0.00	0.00	704,376.72	176,094.18
340	12.06 15:15:00	0:15:00	209,249.13	52,312.28	0.00	0.00	695,835.97	173,958.99
340	12.06 15:30:00	0:15:00	234,083.68	58,520.92	0.00	0.00	671,001.42	167,750.36
340	12.06 15:45:00	0:10:12	291,605.04	49,572.86	0.00	0.00	613,480.06	104,291.61
340	12.06 15:51:00	0:03:00	315,397.74	15,769.89	0.00	0.00	589,687.36	29,484.37
347	12.13 08:15:36	0:07:12	612,863.55	73,543.63	0.00	0.00	292,221.56	35,066.59
347	12.13 08:30:00	0:15:00	581,568.95	145,392.24	0.00	0.00	323,516.15	80,879.04
347	12.13 08:45:00	0:15:00	538,407.88	134,601.97	0.00	0.00	366,677.22	91,669.31
347	12.13 09:00:00	0:15:00	497,381.99	124,345.50	0.00	0.00	407,703.11	101,925.78
347	12.13 09:15:00	0:15:00	456,152.68	114,038.17	0.00	0.00	448,932.42	112,233.11
347	12.13 09:30:00	0:15:00	415,548.13	103,887.03	0.00	0.00	489,536.97	122,384.24
347	12.13 09:45:00	0:15:00	391,923.12	97,980.78	0.00	0.00	513,161.98	128,290.50
347	12.13 10:00:00	0:15:00	372,237.61	93,059.40	0.00	0.00	532,847.49	133,211.87
347	12.13 10:15:00	0:15:00	357,685.65	89,421.41	0.00	0.00	547,399.46	136,849.86
347	12.13 10:30:00	0:15:00	343,685.72	85,921.43	0.00	0.00	561,399.38	140,349.85



## MAY2020 1450 OWENS EXIST D FOR D 39 FT PROPOSED - Mission Creek

DayNum	Date+Time	Duration	ExSF	ExSFHr	NewSF	NewSFHr	SunnySF	SunnySFHr
347	12.13 10:45:00	0:15:00	331,819.24	82,954.81	0.00	0.00	573,265.86	143,316.47
347	12.13 11:00:00	0:15:00	315,306.27	78,826.57	0.00	0.00	589,778.83	147,444.71
347	12.13 11:15:00	0:15:00	305,145.14	76,286.28	0.00	0.00	599,939.96	149,984.99
347	12.13 11:30:00	0:15:00	294,206.30	73,551.58	0.00	0.00	610,878.80	152,719.70
347	12.13 11:45:00	0:15:00	282,741.41	70,685.35	0.00	0.00	622,343.69	155,585.92
347	12.13 12:00:00	0:15:00	268,839.95	67,209.99	0.00	0.00	636,245.15	159,061.29
347	12.13 12:15:00	0:15:00	261,363.05	65,340.76	0.00	0.00	643,722.05	160,930.51
347	12.13 12:30:00	0:15:00	250,662.62	62,665.66	0.00	0.00	654,422.48	163,605.62
347	12.13 12:45:00	0:15:00	242,211.58	60,552.90	0.00	0.00	662,873.52	165,718.38
347	12.13 13:00:00	0:15:00	232,808.91	58,202.23	0.00	0.00	672,276.19	168,069.05
347	12.13 13:15:00	0:15:00	227,305.26	56,826.31	0.00	0.00	677,779.84	169,444.96
347	12.13 13:30:00	0:15:00	220,304.17	55,076.04	0.00	0.00	684,780.93	171,195.23
347	12.13 13:45:00	0:15:00	215,025.18	53,756.30	0.00	0.00	690,059.92	172,514.98
347	12.13 14:00:00	0:15:00	208,337.47	52,084.37	0.00	0.00	696,747.63	174,186.91
347	12.13 14:15:00	0:15:00	202,671.88	50,667.97	0.00	0.00	702,413.22	175,603.31
347	12.13 14:30:00	0:15:00	196,409.76	49,102.44	0.00	0.00	708,675.34	177,168.83
347	12.13 14:45:00	0:15:00	195,895.96	48,973.99	0.00	0.00	709,189.14	177,297.29
347	12.13 15:00:00	0:15:00	201,935.16	50,483.79	0.00	0.00	703,149.94	175,787.49
347	12.13 15:15:00	0:15:00	210,571.12	52,642.78	0.00	0.00	694,513.98	173,628.49
347	12.13 15:30:00	0:15:00	224,149.46	56,037.36	0.00	0.00	680,935.64	170,233.91
347	12.13 15:45:00	0:10:48	277,635.36	49,974.36	0.00	0.00	627,449.75	112,940.95
347	12.13 15:52:11	0:03:36	309,139.62	18,548.38	0.00	0.00	595,945.48	35,756.73
354	12.20 08:19:48	0:04:48	611,219.92	48,897.59	0.00	0.00	293,865.18	23,509.21
354	12.20 08:30:00	0:12:36	589,544.92	123,804.43	0.00	0.00	315,540.18	66,263.44
354	12.20 08:45:00	0:15:00	549,629.61	137,407.40	0.00	0.00	355,455.49	88,863.87
354	12.20 09:00:00	0:15:00	508,821.39	127,205.35	0.00	0.00	396,263.72	99,065.93
354	12.20 09:15:00	0:15:00	469,197.71	117,299.43	0.00	0.00	435,887.39	108,971.85
354	12.20 09:30:00	0:15:00	424,410.26	106,102.56	0.00	0.00	480,674.85	120,168.71
354	12.20 09:45:00	0:15:00	399,913.58	99,978.39	0.00	0.00	505,171.52	126,292.88
354	12.20 10:00:00	0:15:00	377,816.98	94,454.25	0.00	0.00	527,268.12	131,817.03
354	12.20 10:15:00	0:15:00	362,773.46	90,693.37	0.00	0.00	542,311.64	135,577.91
354	12.20 10:30:00	0:15:00	348,030.07	87,007.52	0.00	0.00	557,055.03	139,263.76
354	12.20 10:45:00	0:15:00	337,634.77	84,408.69	0.00	0.00	567,450.33	141,862.58
354	12.20 11:00:00	0:15:00	320,493.05	80,123.26	0.00	0.00	584,592.05	146,148.01
354	12.20 11:15:00	0:15:00	309,605.94	77,401.49	0.00	0.00	595,479.16	148,869.79
354	12.20 11:30:00	0:15:00	298,551.15	74,637.79	0.00	0.00	606,533.95	151,633.49
354	12.20 11:45:00	0:15:00	288,029.40	72,007.35	0.00	0.00	617,055.70	154,263.93
354	12.20 12:00:00	0:15:00	273,902.28	68,475.57	0.00	0.00	631,182.83	157,795.71
354	12.20 12:15:00	0:15:00	265,711.89	66,427.97	0.00	0.00	639,373.21	159,843.30
354	12.20 12:30:00	0:15:00	255,017.46	63,754.37	0.00	0.00	650,067.64	162,516.91
354	12.20 12:45:00	0:15:00	246,372.00	61,593.00	0.00	0.00	658,713.10	164,678.28
354	12.20 13:00:00	0:15:00	236,422.79	59,105.70	0.00	0.00	668,662.31	167,165.58
354	12.20 13:15:00	0:15:00	230,680.22	57,670.06	0.00	0.00	674,404.88	168,601.22
354	12.20 13:30:00	0:15:00	223,541.44	55,885.36	0.00	0.00	681,543.66	170,385.92
354	12.20 13:45:00	0:15:00	217,696.41	54,424.10	0.00	0.00	687,388.69	171,847.17
354	12.20 14:00:00	0:15:00	211,410.06	52,852.51	0.00	0.00	693,675.05	173,418.76
354	12.20 14:15:00	0:15:00	205,518.05	51,379.51	0.00	0.00	699,567.05	174,891.76
354	12.20 14:30:00	0:15:00	198,958.04	49,739.51	0.00	0.00	706,127.06	176,531.76
354	12.20 14:45:00	0:15:00	196,192.35	49,048.09	0.00	0.00	708,892.76	177,223.19
354	12.20 15:00:00	0:15:00	201,517.57	50,379.39	0.00	0.00	703,567.53	175,891.88
354	12.20 15:15:00	0:15:00	209,974.10	52,493.53	0.00	0.00	695,111.00	173,777.75
354	12.20 15:30:00	0:15:00	217,090.39	54,272.60	0.00	0.00	687,994.71	171,998.68



## MAY2020 1450 OWENS EXIST D FOR D 39 FT PROPOSED - Mission Creek

DayNum	Date+Time	Duration	ExSF	ExSFHr	NewSF	NewSFHr	SunnySF	SunnySFHr
354	12.20 15:45:00	0:12:36	263,073.90	55,245.52	0.00	0.00	642,011.20	134,822.35
354	12.20 15:54:36	0:04:48	306,225.23	24,498.02	0.00	0.00	598,859.87	47,908.79
			301,321,184.82	69,340,260.45	0.00	0.00	735,906,339.98	180,128,345.71



1450 Owens Street UPDATED  
Proposed Scenario  
Exhibit B.4  
Quantitative Results  
Skate Park





## MAY2020 1450 OWENS EXIST D FOR D 39 FT PROPOSED - P9 Skate Park

### Summary of Results

FastCast Annualized Net New Shadow	432,274.40 Sq ft hrs
Theoretical Annual Available Sunlight (TAAS), based on City's TAAS Factor	147,758,838.25 Sq ft hrs
<b>Annual Shadow Increase as a Percentage of TAAS</b>	<b>0.29255%</b>

P9 Skate Park Area	39,705.18 GIS
--------------------	---------------



MAY2020 1450 OWENS EXIST D FOR D 39 FT PROPOSED - P9 Skate Park

Date+Time	Date	Mirror Date	Duration	Total Duration	ExSF	ExSFHr	NewSF	NewSFHr	NewSFHr/Day
07.12 11:15:00	12-Jul	31-May	0:15:00	0:15:00	33,845.25	8,461.31	0.50	0.12	0.12
07.19 10:45:00	19-Jul	24-May	0:15:00		34,913.32	8,728.33	1.74	0.44	
07.19 11:00:00			0:15:00		34,456.22	8,614.05	1.99	0.50	
07.19 11:15:00			0:15:00	0:45:00	33,888.57	8,472.14	1.49	0.37	1.31
07.26 10:15:00	26-Jul	17-May	0:15:00		34,921.78	8,730.45	2.24	0.56	
07.26 10:30:00			0:15:00		34,921.78	8,730.45	8.22	2.05	
07.26 10:45:00			0:15:00		34,915.81	8,728.95	10.46	2.61	
07.26 11:00:00			0:15:00		34,502.27	8,625.57	7.22	1.81	
07.26 11:15:00			0:15:00	1:15:00	33,922.18	8,480.55	2.99	0.75	7.78
08.02 09:45:00	2-Aug	10-May	0:15:00		34,921.78	8,730.45	1.00	0.25	
08.02 10:00:00			0:15:00		34,921.78	8,730.45	15.44	3.86	
08.02 10:15:00			0:15:00		34,921.78	8,730.45	24.90	6.22	
08.02 10:30:00			0:15:00		34,921.78	8,730.45	24.15	6.04	
08.02 10:45:00			0:15:00		34,917.05	8,729.26	21.16	5.29	
08.02 11:00:00			0:15:00		34,529.91	8,632.48	12.95	3.24	
08.02 11:15:00			0:15:00	1:45:00	33,940.36	8,485.09	4.23	1.06	25.96
08.09 09:30:00	9-Aug	3-May	0:15:00		34,819.96	8,704.99	21.91	5.48	
08.09 09:45:00			0:15:00		34,921.78	8,730.45	46.56	11.64	
08.09 10:00:00			0:15:00		34,921.78	8,730.45	52.78	13.20	
08.09 10:15:00			0:15:00		34,921.78	8,730.45	52.53	13.13	
08.09 10:30:00			0:15:00		34,921.78	8,730.45	44.32	11.08	
08.09 10:45:00			0:15:00		34,918.05	8,729.51	34.36	8.59	
08.09 11:00:00			0:15:00		34,547.09	8,636.77	19.67	4.92	
08.09 11:15:00			0:15:00	2:00:00	33,943.84	8,485.96	5.48	1.37	69.40
08.16 09:00:00	16-Aug	26-Apr	0:15:00		33,642.34	8,410.59	16.18	4.05	
08.16 09:15:00			0:15:00		34,394.72	8,598.68	57.76	14.44	
08.16 09:30:00			0:15:00		34,777.88	8,694.47	88.13	22.03	
08.16 09:45:00			0:15:00		34,921.28	8,730.32	106.56	26.64	
08.16 10:00:00			0:15:00		34,921.78	8,730.45	97.60	24.40	
08.16 10:15:00			0:15:00		34,921.78	8,730.45	86.14	21.54	
08.16 10:30:00			0:15:00		34,921.78	8,730.45	68.22	17.05	
08.16 10:45:00			0:15:00		34,918.55	8,729.64	49.54	12.39	
08.16 11:00:00			0:15:00		34,557.79	8,639.45	28.13	7.03	
08.16 11:15:00			0:15:00	2:30:00	33,937.87	8,484.47	6.97	1.74	151.31
08.23 08:30:00	23-Aug	19-Apr	0:15:00		31,650.86	7,912.72	13.44	3.36	
08.23 08:45:00			0:15:00		32,443.82	8,110.96	65.48	16.37	
08.23 09:00:00			0:15:00		33,478.27	8,369.57	106.06	26.52	
08.23 09:15:00			0:15:00		34,293.89	8,573.47	141.16	35.29	
08.23 09:30:00			0:15:00		34,741.78	8,685.45	165.81	41.45	
08.23 09:45:00			0:15:00		34,917.80	8,729.45	177.26	44.32	
08.23 10:00:00			0:15:00		34,921.78	8,730.45	150.87	37.72	
08.23 10:15:00			0:15:00		34,921.78	8,730.45	124.73	31.18	
08.23 10:30:00			0:15:00		34,921.78	8,730.45	94.36	23.59	
08.23 10:45:00			0:15:00		34,918.55	8,729.64	65.98	16.49	
08.23 11:00:00			0:15:00		34,543.10	8,635.78	34.86	8.71	
08.23 11:15:00			0:15:00	3:00:00	33,904.51	8,476.13	5.98	1.49	286.50
08.30 08:00:00	30-Aug	12-Apr	0:15:00		31,565.22	7,891.30	25.89	6.47	
08.30 08:15:00			0:15:00		31,573.68	7,893.42	170.54	42.64	
08.30 08:30:00			0:15:00		31,600.57	7,900.14	172.04	43.01	
08.30 08:45:00			0:15:00		32,238.42	8,059.61	178.76	44.69	
08.30 09:00:00			0:15:00		33,313.21	8,328.30	209.63	52.41	
08.30 09:15:00			0:15:00		34,183.60	8,545.90	237.76	59.44	
08.30 09:30:00			0:15:00		34,699.70	8,674.93	255.94	63.98	

08.30 09:45:00			0:15:00	34,910.33	8,727.58	260.42	65.11	
08.30 10:00:00			0:15:00	34,921.78	8,730.45	211.87	52.97	
08.30 10:15:00			0:15:00	34,921.78	8,730.45	169.30	42.32	
08.30 10:30:00			0:15:00	34,921.78	8,730.45	123.24	30.81	
08.30 10:45:00			0:15:00	34,918.05	8,729.51	82.16	20.54	
08.30 11:00:00			0:15:00	34,517.71	8,629.43	41.83	10.46	
08.30 11:15:00			0:15:00 3:30:00	33,861.68	8,465.42	4.48	1.12	535.96
09.06 07:44:24	6-Sep	5-Apr	0:07:48	31,566.46	4,103.64	205.40	26.70	
09.06 08:00:00			0:15:00	31,573.68	7,893.42	370.21	92.55	
09.06 08:15:00			0:15:00	31,578.16	7,894.54	473.78	118.45	
09.06 08:30:00			0:15:00	31,587.87	7,896.97	397.35	99.34	
09.06 08:45:00			0:15:00	32,068.13	8,017.03	311.96	77.99	
09.06 09:00:00			0:15:00	33,128.97	8,282.24	330.13	82.53	
09.06 09:15:00			0:15:00	34,069.32	8,517.33	347.06	86.77	
09.06 09:30:00			0:15:00	34,652.65	8,663.16	357.02	89.25	
09.06 09:45:00			0:15:00	34,897.38	8,724.35	357.02	89.25	
09.06 10:00:00			0:15:00	34,921.78	8,730.45	281.58	70.40	
09.06 10:15:00			0:15:00	34,921.78	8,730.45	218.34	54.59	
09.06 10:30:00			0:15:00	34,921.78	8,730.45	154.86	38.71	
09.06 10:45:00			0:15:00	34,917.55	8,729.39	99.09	24.77	
09.06 11:00:00			0:15:00	34,482.61	8,620.65	46.31	11.58	
09.06 11:15:00			0:15:00 3:37:48	33,804.92	8,451.23	2.74	0.69	963.56
09.13 07:50:24	13-Sep	29-Mar	0:04:48	31,576.17	2,526.09	786.73	62.94	
09.13 08:00:00			0:12:36	31,580.65	6,631.94	809.89	170.08	
09.13 08:15:00			0:15:00	31,587.37	7,896.84	841.01	210.25	
09.13 08:30:00			0:15:00	31,599.82	7,899.96	714.78	178.70	
09.13 08:45:00			0:15:00	31,914.27	7,978.57	465.57	116.39	
09.13 09:00:00			0:15:00	32,948.47	8,237.12	467.06	116.77	
09.13 09:15:00			0:15:00	33,948.82	8,487.21	471.54	117.89	
09.13 09:30:00			0:15:00	34,600.12	8,650.03	470.05	117.51	
09.13 09:45:00			0:15:00	34,880.45	8,720.11	464.32	116.08	
09.13 10:00:00			0:15:00	34,921.78	8,730.45	360.75	90.19	
09.13 10:15:00			0:15:00	34,921.78	8,730.45	270.88	67.72	
09.13 10:30:00			0:15:00	34,921.78	8,730.45	188.47	47.12	
09.13 10:45:00			0:15:00	34,916.80	8,729.20	116.02	29.01	
09.13 11:00:00			0:15:00	34,441.03	8,610.26	50.54	12.64	
09.13 11:15:00			0:15:00 3:32:24	33,735.95	8,433.99	1.49	0.37	1,453.64
09.20 07:57:00	20-Sep	22-Mar	0:01:12	31,588.12	631.76	1,229.15	24.58	
09.20 08:00:00			0:09:00	31,588.12	4,738.22	1,223.17	183.48	
09.20 08:15:00			0:15:00	31,601.57	7,900.39	1,212.22	303.05	
09.20 08:30:00			0:15:00	31,617.25	7,904.31	1,117.36	279.34	
09.20 08:45:00			0:15:00	31,804.72	7,951.18	671.21	167.80	
09.20 09:00:00			0:15:00	32,770.96	8,192.74	620.18	155.04	
09.20 09:15:00			0:15:00	33,821.60	8,455.40	610.96	152.74	
09.20 09:30:00			0:15:00	34,539.12	8,634.78	596.77	149.19	
09.20 09:45:00			0:15:00	34,859.29	8,714.82	584.57	146.14	
09.20 10:00:00			0:15:00	34,921.78	8,730.45	447.89	111.97	
09.20 10:15:00			0:15:00	34,921.78	8,730.45	329.63	82.41	
09.20 10:30:00			0:15:00	34,921.78	8,730.45	224.07	56.02	
09.20 10:45:00			0:15:00	34,914.81	8,728.70	132.45	33.11	
09.20 11:00:00			0:15:00	34,388.25	8,597.06	50.29	12.57	
09.20 11:15:00			0:15:00 3:25:12	33,658.53	8,414.63	0.25	0.06	1,857.52
09.27 08:03:00	27-Sep	15-Mar	0:06:00	31,606.54	3,160.65	1,725.34	172.53	
09.27 08:15:00			0:13:12	31,618.99	6,956.18	1,562.51	343.75	
09.27 08:30:00			0:15:00	31,634.93	7,908.73	1,484.84	371.21	
09.27 08:45:00			0:15:00	31,743.97	7,935.99	956.78	239.20	

09.27 09:00:00			0:15:00	32,539.67	8,134.92	798.68	199.67		
09.27 09:15:00			0:15:00	33,682.93	8,420.73	765.82	191.46		
09.27 09:30:00			0:15:00	34,472.15	8,618.04	736.19	184.05		
09.27 09:45:00			0:15:00	34,833.40	8,708.35	715.03	178.76		
09.27 10:00:00			0:15:00	34,921.78	8,730.45	546.73	136.68		
09.27 10:15:00			0:15:00	34,921.78	8,730.45	393.62	98.40		
09.27 10:30:00			0:15:00	34,921.78	8,730.45	260.42	65.11		
09.27 10:45:00			0:15:00	34,904.11	8,726.03	148.14	37.03		
09.27 11:00:00			0:15:00	3:04:12	34,329.24	8,582.31	48.30	12.08	2,229.92
10.04 08:09:36	4-Oct	8-Mar	0:02:24	32,238.42	1,289.54	1,723.10	68.92		
10.04 08:15:00			0:10:12	32,385.06	5,505.46	1,441.52	245.06		
10.04 08:30:00			0:15:00	32,039.00	8,009.75	1,499.03	374.76		
10.04 08:45:00			0:15:00	31,696.92	7,924.23	1,320.77	330.19		
10.04 09:00:00			0:15:00	32,375.35	8,093.84	991.88	247.97		
10.04 09:15:00			0:15:00	33,518.61	8,379.65	938.60	234.65		
10.04 09:30:00			0:15:00	34,383.27	8,595.82	890.80	222.70		
10.04 09:45:00			0:15:00	34,805.27	8,701.32	858.44	214.61		
10.04 10:00:00			0:15:00	34,921.78	8,730.45	657.27	164.32		
10.04 10:15:00			0:15:00	34,921.78	8,730.45	465.57	116.39		
10.04 10:30:00			0:15:00	34,921.78	8,730.45	301.25	75.31		
10.04 10:45:00			0:15:00	34,891.66	8,722.91	163.07	40.77		
10.04 11:00:00			0:15:00	2:57:36	34,282.19	8,570.55	44.07	11.02	2,346.67
10.11 08:16:11	11-Oct	1-Mar	0:07:12	33,455.87	4,014.70	1,145.74	137.49		
10.11 08:30:00			0:14:24	33,479.52	8,035.09	670.72	160.97		
10.11 08:45:00			0:15:00	32,163.48	8,040.87	1,400.69	350.17		
10.11 09:00:00			0:15:00	32,174.69	8,043.67	1,215.21	303.80		
10.11 09:15:00			0:15:00	33,327.15	8,331.79	1,133.05	283.26		
10.11 09:30:00			0:15:00	34,265.26	8,566.31	1,062.84	265.71		
10.11 09:45:00			0:15:00	34,771.90	8,692.98	1,013.05	253.26		
10.11 10:00:00			0:15:00	34,921.78	8,730.45	787.48	196.87		
10.11 10:15:00			0:15:00	34,921.78	8,730.45	547.98	136.99		
10.11 10:30:00			0:15:00	34,921.78	8,730.45	346.81	86.70		
10.11 10:45:00			0:15:00	34,882.45	8,720.61	179.75	44.94		
10.11 11:00:00			0:15:00	2:51:36	34,236.38	8,559.09	42.32	10.58	2,230.75
10.18 08:22:48	18-Oct	22-Feb	0:03:36	35,053.73	2,103.22	536.27	32.18		
10.18 08:30:00			0:10:48	35,317.64	6,357.18	94.61	17.03		
10.18 08:45:00			0:15:00	34,117.12	8,529.28	363.49	90.87		
10.18 09:00:00			0:15:00	32,611.62	8,152.91	930.64	232.66		
10.18 09:15:00			0:15:00	33,107.56	8,276.89	1,349.40	337.35		
10.18 09:30:00			0:15:00	34,136.04	8,534.01	1,250.31	312.58		
10.18 09:45:00			0:15:00	34,724.35	8,681.09	1,181.10	295.27		
10.18 10:00:00			0:15:00	34,919.79	8,729.95	941.84	235.46		
10.18 10:15:00			0:15:00	34,921.78	8,730.45	642.83	160.71		
10.18 10:30:00			0:15:00	34,921.78	8,730.45	399.34	99.84		
10.18 10:45:00			0:15:00	34,878.21	8,719.55	199.42	49.86		
10.18 11:00:00			0:15:00	2:44:24	34,200.28	8,550.07	41.83	10.46	1,874.26
10.25 07:30:00	25-Oct	15-Feb	0:07:48	36,429.27	4,735.81	101.33	13.17		
10.25 08:00:00			0:15:00	33,515.87	8,378.97	473.53	118.38		
10.25 08:15:00			0:15:00	32,985.82	8,246.46	1,451.97	362.99		
10.25 08:30:00			0:15:00	33,980.94	8,495.23	1,457.95	364.49		
10.25 08:45:00			0:15:00	34,655.89	8,663.97	1,364.59	341.15		
10.25 09:00:00			0:15:00	34,906.84	8,726.71	1,122.84	280.71		
10.25 09:15:00			0:15:00	34,921.78	8,730.45	756.86	189.22		
10.25 09:30:00			0:15:00	34,921.78	8,730.45	461.58	115.40		
10.25 09:45:00			0:15:00	34,878.71	8,719.68	224.32	56.08		
10.25 10:00:00			0:15:00	2:22:48	34,189.82	8,547.46	44.81	11.20	1,852.79

11.01 08:00:00	1-Nov	8-Feb	0:15:00	34,880.70	8,720.18	380.42	95.11	
11.01 08:15:00			0:15:00	33,739.44	8,434.86	682.67	170.67	
11.01 08:30:00			0:15:00	33,777.53	8,444.38	1,687.25	421.81	
11.01 08:45:00			0:15:00	34,559.04	8,639.76	1,563.26	390.82	
11.01 09:00:00			0:15:00	34,877.47	8,719.37	1,333.71	333.43	
11.01 09:15:00			0:15:00	34,921.78	8,730.45	895.28	223.82	
11.01 09:30:00			0:15:00	34,921.78	8,730.45	538.76	134.69	
11.01 09:45:00			0:15:00	34,892.40	8,723.10	257.93	64.48	
11.01 10:00:00			0:15:00 2:15:00	34,204.51	8,551.13	51.54	12.88	1,847.70
11.08 08:15:00	8-Nov	1-Feb	0:15:00	34,654.64	8,663.66	381.92	95.48	
11.08 08:30:00			0:15:00	33,518.86	8,379.71	1,934.72	483.68	
11.08 08:45:00			0:15:00	34,415.38	8,603.85	1,776.63	444.16	
11.08 09:00:00			0:15:00	34,837.38	8,709.35	1,565.50	391.38	
11.08 09:15:00			0:15:00	34,921.78	8,730.45	1,066.82	266.71	
11.08 09:30:00			0:15:00	34,921.78	8,730.45	637.35	159.34	
11.08 09:45:00			0:15:00	34,908.09	8,727.02	305.98	76.50	
11.08 10:00:00			0:15:00 2:00:00	34,251.81	8,562.95	65.23	16.31	1,933.54
11.15 08:15:00	15-Nov	25-Jan	0:15:00	36,626.46	9,156.61	381.67	95.42	
11.15 08:30:00			0:15:00	33,490.97	8,372.74	1,946.92	486.73	
11.15 08:45:00			0:15:00	34,235.88	8,558.97	1,999.70	499.93	
11.15 09:00:00			0:15:00	34,788.59	8,697.15	1,803.26	450.82	
11.15 09:15:00			0:15:00	34,921.78	8,730.45	1,276.45	319.11	
11.15 09:30:00			0:15:00	34,921.78	8,730.45	762.58	190.65	
11.15 09:45:00			0:15:00	34,918.05	8,729.51	373.70	93.43	
11.15 10:00:00			0:15:00 2:00:00	34,345.92	8,586.48	88.88	22.22	2,158.29
11.22 08:15:00	22-Nov	18-Jan	0:15:00	39,543.35	9,885.84	48.80	12.20	
11.22 08:30:00			0:15:00	35,699.55	8,924.89	417.52	104.38	
11.22 08:45:00			0:15:00	34,028.24	8,507.06	2,229.99	557.50	
11.22 09:00:00			0:15:00	34,702.94	8,675.74	2,022.36	505.59	
11.22 09:15:00			0:15:00	34,916.06	8,729.01	1,534.13	383.53	
11.22 09:30:00			0:15:00	34,921.78	8,730.45	926.16	231.54	
11.22 09:45:00			0:15:00	34,921.78	8,730.45	465.57	116.39	
11.22 10:00:00			0:15:00	34,460.45	8,615.11	125.48	31.37	
11.22 10:15:00			0:15:00 2:15:00	33,438.69	8,359.67	1.74	0.44	1,942.94
11.29 08:30:00	29-Nov	11-Jan	0:15:00	37,471.95	9,367.99	92.86	23.22	
11.29 08:45:00			0:15:00	33,754.63	8,438.66	2,458.30	614.57	
11.29 09:00:00			0:15:00	34,558.79	8,639.70	2,218.79	554.70	
11.29 09:15:00			0:15:00	34,880.70	8,720.18	1,809.99	452.50	
11.29 09:30:00			0:15:00	34,921.78	8,730.45	1,109.40	277.35	
11.29 09:45:00			0:15:00	34,921.78	8,730.45	582.58	145.65	
11.29 10:00:00			0:15:00	34,591.65	8,647.91	179.01	44.75	
11.29 10:15:00			0:15:00 2:00:00	33,593.55	8,398.39	9.71	2.43	2,115.16
12.06 08:45:00	6-Dec	4-Jan	0:15:00	34,936.47	8,734.12	1,504.26	376.06	
12.06 09:00:00			0:15:00	34,380.28	8,595.07	2,387.84	596.96	
12.06 09:15:00			0:15:00	34,842.61	8,710.65	2,064.93	516.23	
12.06 09:30:00			0:15:00	34,921.78	8,730.45	1,334.21	333.55	
12.06 09:45:00			0:15:00	34,921.78	8,730.45	723.25	180.81	
12.06 10:00:00			0:15:00	34,731.32	8,682.83	255.69	63.92	
12.06 10:15:00			0:15:00 1:45:00	33,790.48	8,447.62	27.64	6.91	2,074.45
12.13 08:45:00	13-Dec	27-Dec	0:15:00	37,418.42	9,354.60	9.21	2.30	
12.13 09:00:00			0:15:00	34,187.58	8,546.90	2,528.75	632.19	
12.13 09:15:00			0:15:00	34,776.63	8,694.16	2,269.83	567.46	
12.13 09:30:00			0:15:00	34,921.78	8,730.45	1,563.76	390.94	
12.13 09:45:00			0:15:00	34,921.78	8,730.45	883.58	220.90	
12.13 10:00:00			0:15:00	34,851.57	8,712.89	358.76	89.69	
12.13 10:15:00			0:15:00 1:45:00	34,021.77	8,505.44	60.25	15.06	1,918.54

12.20 08:45:00	20-Dec	No Mirror	0:15:00	37,748.80	9,437.20	137.68	34.42	
12.20 09:00:00			0:15:00	33,971.48	8,492.87	2,632.32	658.08	
12.20 09:15:00			0:15:00	34,676.30	8,669.08	2,389.83	597.46	
12.20 09:30:00			0:15:00	34,911.57	8,727.89	1,775.63	443.91	
12.20 09:45:00			0:15:00	34,921.78	8,730.45	1,041.18	260.29	
12.20 10:00:00			0:15:00	34,907.59	8,726.90	474.28	118.57	
12.20 10:15:00			0:15:00 1:45:00	34,271.48	8,567.87	104.57	26.14	2,138.87
			55:21:00		1,895,830.97	134,687.63	32,016.92	
			2:18:23	Average Duration				





## MAY2020 1450 OWENS EXIST D FOR D 39 FT PROPOSED - P9 Skate Park

DayNum	Date+Time	Duration	ExSF	ExSFHr	NewSF	NewSFHr	SunnySF	SunnySFHr
172	06.21 06:46:48	0:06:36	31,594.59	3,475.41	0.00	0.00	8,110.58	892.16
172	06.21 07:00:00	0:13:48	31,527.62	7,251.35	0.00	0.00	8,177.55	1,880.84
172	06.21 07:15:00	0:15:00	31,529.37	7,882.34	0.00	0.00	8,175.81	2,043.95
172	06.21 07:30:00	0:15:00	31,529.12	7,882.28	0.00	0.00	8,176.06	2,044.02
172	06.21 07:45:00	0:15:00	31,529.86	7,882.47	0.00	0.00	8,175.31	2,043.83
172	06.21 08:00:00	0:15:00	31,583.39	7,895.85	0.00	0.00	8,121.79	2,030.45
172	06.21 08:15:00	0:15:00	32,252.11	8,063.03	0.00	0.00	7,453.06	1,863.27
172	06.21 08:30:00	0:15:00	33,218.10	8,304.53	0.00	0.00	6,487.07	1,621.77
172	06.21 08:45:00	0:15:00	34,025.75	8,506.44	0.00	0.00	5,679.42	1,419.86
172	06.21 09:00:00	0:15:00	34,585.43	8,646.36	0.00	0.00	5,119.75	1,279.94
172	06.21 09:15:00	0:15:00	34,855.81	8,713.95	0.00	0.00	4,849.37	1,212.34
172	06.21 09:30:00	0:15:00	34,921.78	8,730.45	0.00	0.00	4,783.39	1,195.85
172	06.21 09:45:00	0:15:00	34,921.78	8,730.45	0.00	0.00	4,783.39	1,195.85
172	06.21 10:00:00	0:15:00	34,921.78	8,730.45	0.00	0.00	4,783.39	1,195.85
172	06.21 10:15:00	0:15:00	34,921.78	8,730.45	0.00	0.00	4,783.39	1,195.85
172	06.21 10:30:00	0:15:00	34,921.53	8,730.38	0.00	0.00	4,783.64	1,195.91
172	06.21 10:45:00	0:15:00	34,772.15	8,693.04	0.00	0.00	4,933.02	1,233.26
172	06.21 11:00:00	0:15:00	34,228.91	8,557.23	0.00	0.00	5,476.27	1,369.07
172	06.21 11:15:00	0:15:00	33,679.69	8,419.92	0.00	0.00	6,025.49	1,506.37
172	06.21 11:30:00	0:15:00	33,141.67	8,285.42	0.00	0.00	6,563.50	1,640.88
172	06.21 11:45:00	0:15:00	32,580.25	8,145.06	0.00	0.00	7,124.92	1,781.23
172	06.21 12:00:00	0:15:00	32,043.98	8,011.00	0.00	0.00	7,661.20	1,915.30
172	06.21 12:15:00	0:15:00	31,469.12	7,867.28	0.00	0.00	8,236.06	2,059.02
172	06.21 12:30:00	0:15:00	30,931.85	7,732.96	0.00	0.00	8,773.33	2,193.33
172	06.21 12:45:00	0:15:00	30,335.82	7,583.96	0.00	0.00	9,369.36	2,342.34
172	06.21 13:00:00	0:15:00	30,095.32	7,523.83	0.00	0.00	9,609.86	2,402.46
172	06.21 13:15:00	0:15:00	30,721.47	7,680.37	0.00	0.00	8,983.71	2,245.93
172	06.21 13:30:00	0:15:00	31,375.01	7,843.75	0.00	0.00	8,330.17	2,082.54
172	06.21 13:45:00	0:15:00	32,022.32	8,005.58	0.00	0.00	7,682.86	1,920.71
172	06.21 14:00:00	0:15:00	32,719.42	8,179.86	0.00	0.00	6,985.75	1,746.44
172	06.21 14:15:00	0:15:00	33,398.61	8,349.65	0.00	0.00	6,306.57	1,576.64
172	06.21 14:30:00	0:15:00	34,097.95	8,524.49	0.00	0.00	5,607.22	1,401.81
172	06.21 14:45:00	0:15:00	34,833.15	8,708.29	0.00	0.00	4,872.03	1,218.01
172	06.21 15:00:00	0:15:00	35,573.83	8,893.46	0.00	0.00	4,131.35	1,032.84
172	06.21 15:15:00	0:15:00	36,370.02	9,092.51	0.00	0.00	3,335.16	833.79
172	06.21 15:30:00	0:15:00	37,185.14	9,296.28	0.00	0.00	2,520.04	630.01
172	06.21 15:45:00	0:15:00	37,867.30	9,466.83	0.00	0.00	1,837.87	459.47
172	06.21 16:00:00	0:15:00	38,348.31	9,587.08	0.00	0.00	1,356.87	339.22
172	06.21 16:15:00	0:15:00	38,538.77	9,634.69	0.00	0.00	1,166.41	291.60
172	06.21 16:30:00	0:15:00	38,546.24	9,636.56	0.00	0.00	1,158.94	289.74
172	06.21 16:45:00	0:15:00	38,517.61	9,629.40	0.00	0.00	1,187.57	296.89
172	06.21 17:00:00	0:15:00	38,296.52	9,574.13	0.00	0.00	1,408.65	352.16
172	06.21 17:15:00	0:15:00	37,876.02	9,469.01	0.00	0.00	1,829.16	457.29
172	06.21 17:30:00	0:15:00	37,185.14	9,296.28	0.00	0.00	2,520.04	630.01
172	06.21 17:45:00	0:15:00	36,298.07	9,074.52	0.00	0.00	3,407.11	851.78
172	06.21 18:00:00	0:15:00	35,434.65	8,858.66	0.00	0.00	4,270.52	1,067.63
172	06.21 18:15:00	0:15:00	34,802.78	8,700.69	0.00	0.00	4,902.40	1,225.60
172	06.21 18:30:00	0:15:00	35,227.76	8,806.94	0.00	0.00	4,477.41	1,119.35



## MAY2020 1450 OWENS EXIST D FOR D 39 FT PROPOSED - P9 Skate Park

DayNum	Date+Time	Duration	ExSF	ExSFHr	NewSF	NewSFHr	SunnySF	SunnySFHr
172	06.21 18:45:00	0:15:00	36,711.35	9,177.84	0.00	0.00	2,993.82	748.46
172	06.21 19:00:00	0:15:00	38,546.24	9,636.56	0.00	0.00	1,158.94	289.74
172	06.21 19:15:00	0:18:00	38,546.24	11,563.87	0.00	0.00	1,158.94	347.68
172	06.21 19:36:00	0:10:48	35,894.74	6,461.05	0.00	0.00	3,810.43	685.88
179	06.28 06:48:35	0:06:00	31,553.02	3,155.30	0.00	0.00	8,152.16	815.22
179	06.28 07:00:00	0:13:12	31,526.13	6,935.75	0.00	0.00	8,179.05	1,799.39
179	06.28 07:15:00	0:15:00	31,528.62	7,882.15	0.00	0.00	8,176.56	2,044.14
179	06.28 07:30:00	0:15:00	31,528.87	7,882.22	0.00	0.00	8,176.31	2,044.08
179	06.28 07:45:00	0:15:00	31,529.86	7,882.47	0.00	0.00	8,175.31	2,043.83
179	06.28 08:00:00	0:15:00	31,550.28	7,887.57	0.00	0.00	8,154.90	2,038.72
179	06.28 08:15:00	0:15:00	32,138.59	8,034.65	0.00	0.00	7,566.59	1,891.65
179	06.28 08:30:00	0:15:00	33,104.33	8,276.08	0.00	0.00	6,600.85	1,650.21
179	06.28 08:45:00	0:15:00	33,934.13	8,483.53	0.00	0.00	5,771.04	1,442.76
179	06.28 09:00:00	0:15:00	34,540.12	8,635.03	0.00	0.00	5,165.06	1,291.27
179	06.28 09:15:00	0:15:00	34,833.65	8,708.41	0.00	0.00	4,871.53	1,217.88
179	06.28 09:30:00	0:15:00	34,921.78	8,730.45	0.00	0.00	4,783.39	1,195.85
179	06.28 09:45:00	0:15:00	34,921.78	8,730.45	0.00	0.00	4,783.39	1,195.85
179	06.28 10:00:00	0:15:00	34,921.78	8,730.45	0.00	0.00	4,783.39	1,195.85
179	06.28 10:15:00	0:15:00	34,921.78	8,730.45	0.00	0.00	4,783.39	1,195.85
179	06.28 10:30:00	0:15:00	34,921.78	8,730.45	0.00	0.00	4,783.39	1,195.85
179	06.28 10:45:00	0:15:00	34,828.92	8,707.23	0.00	0.00	4,876.26	1,219.06
179	06.28 11:00:00	0:15:00	34,288.16	8,572.04	0.00	0.00	5,417.01	1,354.25
179	06.28 11:15:00	0:15:00	33,736.45	8,434.11	0.00	0.00	5,968.72	1,492.18
179	06.28 11:30:00	0:15:00	33,196.69	8,299.17	0.00	0.00	6,508.48	1,627.12
179	06.28 11:45:00	0:15:00	32,637.27	8,159.32	0.00	0.00	7,067.91	1,766.98
179	06.28 12:00:00	0:15:00	32,100.99	8,025.25	0.00	0.00	7,604.18	1,901.05
179	06.28 12:15:00	0:15:00	31,523.64	7,880.91	0.00	0.00	8,181.54	2,045.38
179	06.28 12:30:00	0:15:00	30,984.63	7,746.16	0.00	0.00	8,720.55	2,180.14
179	06.28 12:45:00	0:15:00	30,389.10	7,597.28	0.00	0.00	9,316.08	2,329.02
179	06.28 13:00:00	0:15:00	30,047.02	7,511.76	0.00	0.00	9,658.16	2,414.54
179	06.28 13:15:00	0:15:00	30,657.48	7,664.37	0.00	0.00	9,047.69	2,261.92
179	06.28 13:30:00	0:15:00	31,295.34	7,823.83	0.00	0.00	8,409.84	2,102.46
179	06.28 13:45:00	0:15:00	31,966.30	7,991.58	0.00	0.00	7,738.87	1,934.72
179	06.28 14:00:00	0:15:00	32,650.21	8,162.55	0.00	0.00	7,054.96	1,763.74
179	06.28 14:15:00	0:15:00	33,333.13	8,333.28	0.00	0.00	6,372.05	1,593.01
179	06.28 14:30:00	0:15:00	34,043.68	8,510.92	0.00	0.00	5,661.50	1,415.37
179	06.28 14:45:00	0:15:00	34,771.41	8,692.85	0.00	0.00	4,933.77	1,233.44
179	06.28 15:00:00	0:15:00	35,514.82	8,878.71	0.00	0.00	4,190.36	1,047.59
179	06.28 15:15:00	0:15:00	36,316.99	9,079.25	0.00	0.00	3,388.19	847.05
179	06.28 15:30:00	0:15:00	37,121.40	9,280.35	0.00	0.00	2,583.77	645.94
179	06.28 15:45:00	0:15:00	37,826.97	9,456.74	0.00	0.00	1,878.20	469.55
179	06.28 16:00:00	0:15:00	38,322.17	9,580.54	0.00	0.00	1,383.01	345.75
179	06.28 16:15:00	0:15:00	38,535.03	9,633.76	0.00	0.00	1,170.14	292.54
179	06.28 16:30:00	0:15:00	38,546.24	9,636.56	0.00	0.00	1,158.94	289.74
179	06.28 16:45:00	0:15:00	38,526.32	9,631.58	0.00	0.00	1,178.86	294.71
179	06.28 17:00:00	0:15:00	38,319.68	9,579.92	0.00	0.00	1,385.50	346.38
179	06.28 17:15:00	0:15:00	37,912.37	9,478.09	0.00	0.00	1,792.81	448.20
179	06.28 17:30:00	0:15:00	37,234.43	9,308.61	0.00	0.00	2,470.74	617.69



## MAY2020 1450 OWENS EXIST D FOR D 39 FT PROPOSED - P9 Skate Park

DayNum	Date+Time	Duration	ExSF	ExSFHr	NewSF	NewSFHr	SunnySF	SunnySFHr
179	06.28 17:45:00	0:15:00	36,362.05	9,090.51	0.00	0.00	3,343.12	835.78
179	06.28 18:00:00	0:15:00	35,472.25	8,868.06	0.00	0.00	4,232.93	1,058.23
179	06.28 18:15:00	0:15:00	34,837.63	8,709.41	0.00	0.00	4,867.54	1,216.89
179	06.28 18:30:00	0:15:00	35,140.37	8,785.09	0.00	0.00	4,564.80	1,141.20
179	06.28 18:45:00	0:15:00	36,615.50	9,153.88	0.00	0.00	3,089.67	772.42
179	06.28 19:00:00	0:15:00	38,542.50	9,635.63	0.00	0.00	1,162.67	290.67
179	06.28 19:15:00	0:18:00	38,546.24	11,563.87	0.00	0.00	1,158.94	347.68
179	06.28 19:36:36	0:10:48	35,836.73	6,450.61	0.00	0.00	3,868.44	696.32
186	07.05 06:52:12	0:03:36	31,527.37	1,891.64	0.00	0.00	8,177.80	490.67
186	07.05 07:00:00	0:11:24	31,527.37	5,990.20	0.00	0.00	8,177.80	1,553.78
186	07.05 07:15:00	0:15:00	31,528.87	7,882.22	0.00	0.00	8,176.31	2,044.08
186	07.05 07:30:00	0:15:00	31,528.62	7,882.15	0.00	0.00	8,176.56	2,044.14
186	07.05 07:45:00	0:15:00	31,529.12	7,882.28	0.00	0.00	8,176.06	2,044.02
186	07.05 08:00:00	0:15:00	31,532.60	7,883.15	0.00	0.00	8,172.57	2,043.14
186	07.05 08:15:00	0:15:00	32,001.90	8,000.48	0.00	0.00	7,703.27	1,925.82
186	07.05 08:30:00	0:15:00	32,952.46	8,238.11	0.00	0.00	6,752.72	1,688.18
186	07.05 08:45:00	0:15:00	33,811.64	8,452.91	0.00	0.00	5,893.54	1,473.38
186	07.05 09:00:00	0:15:00	34,468.17	8,617.04	0.00	0.00	5,237.01	1,309.25
186	07.05 09:15:00	0:15:00	34,800.04	8,700.01	0.00	0.00	4,905.14	1,226.28
186	07.05 09:30:00	0:15:00	34,921.78	8,730.45	0.00	0.00	4,783.39	1,195.85
186	07.05 09:45:00	0:15:00	34,921.78	8,730.45	0.00	0.00	4,783.39	1,195.85
186	07.05 10:00:00	0:15:00	34,921.78	8,730.45	0.00	0.00	4,783.39	1,195.85
186	07.05 10:15:00	0:15:00	34,921.78	8,730.45	0.00	0.00	4,783.39	1,195.85
186	07.05 10:30:00	0:15:00	34,921.78	8,730.45	0.00	0.00	4,783.39	1,195.85
186	07.05 10:45:00	0:15:00	34,882.45	8,720.61	0.00	0.00	4,822.73	1,205.68
186	07.05 11:00:00	0:15:00	34,346.67	8,586.67	0.00	0.00	5,358.51	1,339.63
186	07.05 11:15:00	0:15:00	33,791.23	8,447.81	0.00	0.00	5,913.95	1,478.49
186	07.05 11:30:00	0:15:00	33,249.72	8,312.43	0.00	0.00	6,455.45	1,613.86
186	07.05 11:45:00	0:15:00	32,688.06	8,172.01	0.00	0.00	7,017.12	1,754.28
186	07.05 12:00:00	0:15:00	32,145.56	8,036.39	0.00	0.00	7,559.62	1,889.91
186	07.05 12:15:00	0:15:00	31,567.95	7,891.99	0.00	0.00	8,137.22	2,034.31
186	07.05 12:30:00	0:15:00	31,025.46	7,756.36	0.00	0.00	8,679.72	2,169.93
186	07.05 12:45:00	0:15:00	30,427.19	7,606.80	0.00	0.00	9,277.99	2,319.50
186	07.05 13:00:00	0:15:00	30,022.37	7,505.59	0.00	0.00	9,682.81	2,420.70
186	07.05 13:15:00	0:15:00	30,643.04	7,660.76	0.00	0.00	9,062.13	2,265.53
186	07.05 13:30:00	0:15:00	31,271.93	7,817.98	0.00	0.00	8,433.24	2,108.31
186	07.05 13:45:00	0:15:00	31,935.18	7,983.80	0.00	0.00	7,770.00	1,942.50
186	07.05 14:00:00	0:15:00	32,619.59	8,154.90	0.00	0.00	7,085.59	1,771.40
186	07.05 14:15:00	0:15:00	33,312.71	8,328.18	0.00	0.00	6,392.46	1,598.12
186	07.05 14:30:00	0:15:00	34,026.75	8,506.69	0.00	0.00	5,678.43	1,419.61
186	07.05 14:45:00	0:15:00	34,749.25	8,687.31	0.00	0.00	4,955.93	1,238.98
186	07.05 15:00:00	0:15:00	35,508.85	8,877.21	0.00	0.00	4,196.33	1,049.08
186	07.05 15:15:00	0:15:00	36,302.55	9,075.64	0.00	0.00	3,402.63	850.66
186	07.05 15:30:00	0:15:00	37,123.89	9,280.97	0.00	0.00	2,581.29	645.32
186	07.05 15:45:00	0:15:00	37,827.22	9,456.81	0.00	0.00	1,877.95	469.49
186	07.05 16:00:00	0:15:00	38,323.41	9,580.85	0.00	0.00	1,381.76	345.44
186	07.05 16:15:00	0:15:00	38,535.53	9,633.88	0.00	0.00	1,169.65	292.41
186	07.05 16:30:00	0:15:00	38,546.24	9,636.56	0.00	0.00	1,158.94	289.74



## MAY2020 1450 OWENS EXIST D FOR D 39 FT PROPOSED - P9 Skate Park

DayNum	Date+Time	Duration	ExSF	ExSFHr	NewSF	NewSFHr	SunnySF	SunnySFHr
186	07.05 16:45:00	0:15:00	38,526.07	9,631.52	0.00	0.00	1,179.11	294.78
186	07.05 17:00:00	0:15:00	38,317.19	9,579.30	0.00	0.00	1,387.99	347.00
186	07.05 17:15:00	0:15:00	37,906.39	9,476.60	0.00	0.00	1,798.78	449.70
186	07.05 17:30:00	0:15:00	37,218.75	9,304.69	0.00	0.00	2,486.43	621.61
186	07.05 17:45:00	0:15:00	36,341.39	9,085.35	0.00	0.00	3,363.79	840.95
186	07.05 18:00:00	0:15:00	35,451.58	8,862.90	0.00	0.00	4,253.59	1,063.40
186	07.05 18:15:00	0:15:00	34,817.71	8,704.43	0.00	0.00	4,887.46	1,221.87
186	07.05 18:30:00	0:15:00	35,208.84	8,802.21	0.00	0.00	4,496.34	1,124.08
186	07.05 18:45:00	0:15:00	36,699.65	9,174.91	0.00	0.00	3,005.52	751.38
186	07.05 19:00:00	0:15:00	38,546.24	9,636.56	0.00	0.00	1,158.94	289.74
186	07.05 19:15:00	0:18:00	38,546.24	11,563.87	0.00	0.00	1,158.94	347.68
186	07.05 19:36:00	0:10:48	35,803.12	6,444.56	0.00	0.00	3,902.05	702.37
193	07.12 06:56:24	0:01:48	31,527.62	945.83	0.00	0.00	8,177.55	245.33
193	07.12 07:00:00	0:09:00	31,527.37	4,729.11	0.00	0.00	8,177.80	1,226.67
193	07.12 07:15:00	0:15:00	31,528.12	7,882.03	0.00	0.00	8,177.06	2,044.26
193	07.12 07:30:00	0:15:00	31,528.87	7,882.22	0.00	0.00	8,176.31	2,044.08
193	07.12 07:45:00	0:15:00	31,529.86	7,882.47	0.00	0.00	8,175.31	2,043.83
193	07.12 08:00:00	0:15:00	31,533.85	7,883.46	0.00	0.00	8,171.33	2,042.83
193	07.12 08:15:00	0:15:00	31,855.26	7,963.82	0.00	0.00	7,849.91	1,962.48
193	07.12 08:30:00	0:15:00	32,774.70	8,193.67	0.00	0.00	6,930.48	1,732.62
193	07.12 08:45:00	0:15:00	33,662.51	8,415.63	0.00	0.00	6,042.67	1,510.67
193	07.12 09:00:00	0:15:00	34,376.79	8,594.20	0.00	0.00	5,328.38	1,332.10
193	07.12 09:15:00	0:15:00	34,757.46	8,689.37	0.00	0.00	4,947.71	1,236.93
193	07.12 09:30:00	0:15:00	34,919.04	8,729.76	0.00	0.00	4,786.13	1,196.53
193	07.12 09:45:00	0:15:00	34,921.78	8,730.45	0.00	0.00	4,783.39	1,195.85
193	07.12 10:00:00	0:15:00	34,921.78	8,730.45	0.00	0.00	4,783.39	1,195.85
193	07.12 10:15:00	0:15:00	34,921.78	8,730.45	0.00	0.00	4,783.39	1,195.85
193	07.12 10:30:00	0:15:00	34,921.78	8,730.45	0.00	0.00	4,783.39	1,195.85
193	07.12 10:45:00	0:15:00	34,905.60	8,726.40	0.00	0.00	4,799.58	1,199.89
193	07.12 11:00:00	0:15:00	34,404.43	8,601.11	0.00	0.00	5,300.75	1,325.19
193	07.12 11:15:00	0:15:00	33,845.25	8,461.31	0.50	0.12	5,859.43	1,464.86
193	07.12 11:30:00	0:15:00	33,297.53	8,324.38	0.00	0.00	6,407.65	1,601.91
193	07.12 11:45:00	0:15:00	32,728.64	8,182.16	0.00	0.00	6,976.54	1,744.14
193	07.12 12:00:00	0:15:00	32,182.40	8,045.60	0.00	0.00	7,522.77	1,880.69
193	07.12 12:15:00	0:15:00	31,600.82	7,900.20	0.00	0.00	8,104.36	2,026.09
193	07.12 12:30:00	0:15:00	31,051.85	7,762.96	0.00	0.00	8,653.33	2,163.33
193	07.12 12:45:00	0:15:00	30,450.10	7,612.52	0.00	0.00	9,255.08	2,313.77
193	07.12 13:00:00	0:15:00	30,037.06	7,509.27	0.00	0.00	9,668.12	2,417.03
193	07.12 13:15:00	0:15:00	30,648.02	7,662.01	0.00	0.00	9,057.15	2,264.29
193	07.12 13:30:00	0:15:00	31,264.46	7,816.12	0.00	0.00	8,440.71	2,110.18
193	07.12 13:45:00	0:15:00	31,953.35	7,988.34	0.00	0.00	7,751.82	1,937.96
193	07.12 14:00:00	0:15:00	32,640.75	8,160.19	0.00	0.00	7,064.42	1,766.11
193	07.12 14:15:00	0:15:00	33,336.11	8,334.03	0.00	0.00	6,369.06	1,592.27
193	07.12 14:30:00	0:15:00	34,051.64	8,512.91	0.00	0.00	5,653.53	1,413.38
193	07.12 14:45:00	0:15:00	34,777.13	8,694.28	0.00	0.00	4,928.04	1,232.01
193	07.12 15:00:00	0:15:00	35,545.94	8,886.49	0.00	0.00	4,159.23	1,039.81
193	07.12 15:15:00	0:15:00	36,346.37	9,086.59	0.00	0.00	3,358.81	839.70
193	07.12 15:30:00	0:15:00	37,173.44	9,293.36	0.00	0.00	2,531.74	632.94



## MAY2020 1450 OWENS EXIST D FOR D 39 FT PROPOSED - P9 Skate Park

DayNum	Date+Time	Duration	ExSF	ExSFHr	NewSF	NewSFHr	SunnySF	SunnySFHr
193	07.12 15:45:00	0:15:00	37,878.26	9,469.57	0.00	0.00	1,826.92	456.73
193	07.12 16:00:00	0:15:00	38,357.52	9,589.38	0.00	0.00	1,347.66	336.91
193	07.12 16:15:00	0:15:00	38,540.26	9,635.07	0.00	0.00	1,164.91	291.23
193	07.12 16:30:00	0:15:00	38,546.24	9,636.56	0.00	0.00	1,158.94	289.74
193	07.12 16:45:00	0:15:00	38,516.86	9,629.21	0.00	0.00	1,188.32	297.08
193	07.12 17:00:00	0:15:00	38,294.53	9,573.63	0.00	0.00	1,410.64	352.66
193	07.12 17:15:00	0:15:00	37,853.11	9,463.28	0.00	0.00	1,852.06	463.02
193	07.12 17:30:00	0:15:00	37,142.31	9,285.58	0.00	0.00	2,562.86	640.72
193	07.12 17:45:00	0:15:00	36,237.32	9,059.33	0.00	0.00	3,467.85	866.96
193	07.12 18:00:00	0:15:00	35,371.17	8,842.79	0.00	0.00	4,334.01	1,083.50
193	07.12 18:15:00	0:15:00	34,760.20	8,690.05	0.00	0.00	4,944.97	1,236.24
193	07.12 18:30:00	0:15:00	35,396.31	8,849.08	0.00	0.00	4,308.86	1,077.22
193	07.12 18:45:00	0:15:00	36,971.03	9,242.76	0.00	0.00	2,734.15	683.54
193	07.12 19:00:00	0:15:00	38,546.24	9,636.56	0.00	0.00	1,158.94	289.74
193	07.12 19:15:00	0:16:48	38,546.24	10,792.95	0.00	0.00	1,158.94	324.50
193	07.12 19:33:36	0:09:00	35,800.63	5,370.10	0.00	0.00	3,904.54	585.68
200	07.19 07:01:11	0:07:48	31,527.87	4,098.62	0.00	0.00	8,177.30	1,063.05
200	07.19 07:16:11	0:14:24	31,529.37	7,567.05	0.00	0.00	8,175.81	1,962.19
200	07.19 07:30:00	0:14:24	31,529.86	7,567.17	0.00	0.00	8,175.31	1,962.08
200	07.19 07:45:00	0:15:00	31,531.85	7,882.96	0.00	0.00	8,173.32	2,043.33
200	07.19 08:00:00	0:15:00	31,534.84	7,883.71	0.00	0.00	8,170.33	2,042.58
200	07.19 08:15:00	0:15:00	31,714.35	7,928.59	0.00	0.00	7,990.83	1,997.71
200	07.19 08:30:00	0:15:00	32,556.35	8,139.09	0.00	0.00	7,148.82	1,787.21
200	07.19 08:45:00	0:15:00	33,493.21	8,373.30	0.00	0.00	6,211.96	1,552.99
200	07.19 09:00:00	0:15:00	34,263.27	8,565.82	0.00	0.00	5,441.91	1,360.48
200	07.19 09:15:00	0:15:00	34,708.42	8,677.10	0.00	0.00	4,996.76	1,249.19
200	07.19 09:30:00	0:15:00	34,905.60	8,726.40	0.00	0.00	4,799.58	1,199.89
200	07.19 09:45:00	0:15:00	34,921.78	8,730.45	0.00	0.00	4,783.39	1,195.85
200	07.19 10:00:00	0:15:00	34,921.78	8,730.45	0.00	0.00	4,783.39	1,195.85
200	07.19 10:15:00	0:15:00	34,921.78	8,730.45	0.00	0.00	4,783.39	1,195.85
200	07.19 10:30:00	0:15:00	34,921.78	8,730.45	0.00	0.00	4,783.39	1,195.85
200	07.19 10:45:00	0:15:00	34,913.32	8,728.33	1.74	0.44	4,790.12	1,197.53
200	07.19 11:00:00	0:15:00	34,456.22	8,614.05	1.99	0.50	5,246.97	1,311.74
200	07.19 11:15:00	0:15:00	33,888.57	8,472.14	1.49	0.37	5,815.11	1,453.78
200	07.19 11:30:00	0:15:00	33,331.38	8,332.85	0.00	0.00	6,373.79	1,593.45
200	07.19 11:45:00	0:15:00	32,757.52	8,189.38	0.00	0.00	6,947.66	1,736.92
200	07.19 12:00:00	0:15:00	32,203.07	8,050.77	0.00	0.00	7,502.11	1,875.53
200	07.19 12:15:00	0:15:00	31,613.76	7,903.44	0.00	0.00	8,091.41	2,022.85
200	07.19 12:30:00	0:15:00	31,055.58	7,763.90	0.00	0.00	8,649.59	2,162.40
200	07.19 12:45:00	0:15:00	30,447.85	7,611.96	0.00	0.00	9,257.32	2,314.33
200	07.19 13:00:00	0:15:00	30,041.04	7,510.26	0.00	0.00	9,664.13	2,416.03
200	07.19 13:15:00	0:15:00	30,637.07	7,659.27	0.00	0.00	9,068.11	2,267.03
200	07.19 13:30:00	0:15:00	31,317.99	7,829.50	0.00	0.00	8,387.18	2,096.80
200	07.19 13:45:00	0:15:00	31,982.98	7,995.75	0.00	0.00	7,722.19	1,930.55
200	07.19 14:00:00	0:15:00	32,685.81	8,171.45	0.00	0.00	7,019.36	1,754.84
200	07.19 14:15:00	0:15:00	33,396.12	8,349.03	0.00	0.00	6,309.06	1,577.27
200	07.19 14:30:00	0:15:00	34,123.10	8,530.77	0.00	0.00	5,582.08	1,395.52
200	07.19 14:45:00	0:15:00	34,873.73	8,718.43	0.00	0.00	4,831.44	1,207.86



## MAY2020 1450 OWENS EXIST D FOR D 39 FT PROPOSED - P9 Skate Park

DayNum	Date+Time	Duration	ExSF	ExSFHr	NewSF	NewSFHr	SunnySF	SunnySFHr
200	07.19 15:00:00	0:15:00	35,635.32	8,908.83	0.00	0.00	4,069.86	1,017.46
200	07.19 15:15:00	0:15:00	36,465.13	9,116.28	0.00	0.00	3,240.05	810.01
200	07.19 15:30:00	0:15:00	37,287.96	9,321.99	0.00	0.00	2,417.22	604.30
200	07.19 15:45:00	0:15:00	37,976.60	9,494.15	0.00	0.00	1,728.57	432.14
200	07.19 16:00:00	0:15:00	38,414.04	9,603.51	0.00	0.00	1,291.14	322.79
200	07.19 16:15:00	0:15:00	38,545.74	9,636.43	0.00	0.00	1,159.44	289.86
200	07.19 16:30:00	0:15:00	38,546.24	9,636.56	0.00	0.00	1,158.94	289.74
200	07.19 16:45:00	0:15:00	38,492.96	9,623.24	0.00	0.00	1,212.22	303.05
200	07.19 17:00:00	0:15:00	38,238.02	9,559.50	0.00	0.00	1,467.16	366.79
200	07.19 17:15:00	0:15:00	37,739.83	9,434.96	0.00	0.00	1,965.34	491.34
200	07.19 17:30:00	0:15:00	36,977.75	9,244.44	0.00	0.00	2,727.43	681.86
200	07.19 17:45:00	0:15:00	36,037.15	9,009.29	0.00	0.00	3,668.02	917.01
200	07.19 18:00:00	0:15:00	35,227.26	8,806.82	0.00	0.00	4,477.91	1,119.48
200	07.19 18:15:00	0:15:00	34,738.54	8,684.64	0.00	0.00	4,966.63	1,241.66
200	07.19 18:30:00	0:15:00	35,751.59	8,937.90	0.00	0.00	3,953.59	988.40
200	07.19 18:45:00	0:15:00	37,469.71	9,367.43	0.00	0.00	2,235.47	558.87
200	07.19 19:00:00	0:15:00	38,546.24	9,636.56	0.00	0.00	1,158.94	289.74
200	07.19 19:15:00	0:15:00	38,546.24	9,636.56	0.00	0.00	1,158.94	289.74
200	07.19 19:30:00	0:07:48	35,699.80	4,640.97	0.00	0.00	4,005.37	520.70
207	07.26 07:07:12	0:03:36	31,528.12	1,891.69	0.00	0.00	8,177.06	490.62
207	07.26 07:15:00	0:11:24	31,529.61	5,990.63	0.00	0.00	8,175.56	1,553.36
207	07.26 07:30:00	0:15:00	31,530.11	7,882.53	0.00	0.00	8,175.06	2,043.77
207	07.26 07:45:00	0:15:00	31,533.85	7,883.46	0.00	0.00	8,171.33	2,042.83
207	07.26 08:00:00	0:15:00	31,537.08	7,884.27	0.00	0.00	8,168.09	2,042.02
207	07.26 08:15:00	0:15:00	31,601.81	7,900.45	0.00	0.00	8,103.36	2,025.84
207	07.26 08:30:00	0:15:00	32,307.39	8,076.85	0.00	0.00	7,397.79	1,849.45
207	07.26 08:45:00	0:15:00	33,301.76	8,325.44	0.00	0.00	6,403.42	1,600.85
207	07.26 09:00:00	0:15:00	34,121.11	8,530.28	0.00	0.00	5,584.07	1,396.02
207	07.26 09:15:00	0:15:00	34,645.68	8,661.42	0.00	0.00	5,059.50	1,264.87
207	07.26 09:30:00	0:15:00	34,883.69	8,720.92	0.00	0.00	4,821.49	1,205.37
207	07.26 09:45:00	0:15:00	34,921.78	8,730.45	0.00	0.00	4,783.39	1,195.85
207	07.26 10:00:00	0:15:00	34,921.78	8,730.45	0.00	0.00	4,783.39	1,195.85
207	07.26 10:15:00	0:15:00	34,921.78	8,730.45	2.24	0.56	4,781.15	1,195.29
207	07.26 10:30:00	0:15:00	34,921.78	8,730.45	8.22	2.05	4,775.18	1,193.79
207	07.26 10:45:00	0:15:00	34,915.81	8,728.95	10.46	2.61	4,778.91	1,194.73
207	07.26 11:00:00	0:15:00	34,502.27	8,625.57	7.22	1.81	5,195.68	1,298.92
207	07.26 11:15:00	0:15:00	33,922.18	8,480.55	2.99	0.75	5,780.01	1,445.00
207	07.26 11:30:00	0:15:00	33,358.02	8,339.51	0.00	0.00	6,347.15	1,586.79
207	07.26 11:45:00	0:15:00	32,772.70	8,193.18	0.00	0.00	6,932.47	1,733.12
207	07.26 12:00:00	0:15:00	32,209.79	8,052.45	0.00	0.00	7,495.39	1,873.85
207	07.26 12:15:00	0:15:00	31,609.78	7,902.45	0.00	0.00	8,095.39	2,023.85
207	07.26 12:30:00	0:15:00	31,042.39	7,760.60	0.00	0.00	8,662.79	2,165.70
207	07.26 12:45:00	0:15:00	30,424.70	7,606.18	0.00	0.00	9,280.48	2,320.12
207	07.26 13:00:00	0:15:00	30,064.20	7,516.05	0.00	0.00	9,640.98	2,410.25
207	07.26 13:15:00	0:15:00	30,725.20	7,681.30	0.00	0.00	8,979.97	2,244.99
207	07.26 13:30:00	0:15:00	31,387.95	7,846.99	0.00	0.00	8,317.22	2,079.31
207	07.26 13:45:00	0:15:00	32,082.82	8,020.70	0.00	0.00	7,622.36	1,905.59
207	07.26 14:00:00	0:15:00	32,771.96	8,192.99	0.00	0.00	6,933.22	1,733.31





## MAY2020 1450 OWENS EXIST D FOR D 39 FT PROPOSED - P9 Skate Park

DayNum	Date+Time	Duration	ExSF	ExSFHr	NewSF	NewSFHr	SunnySF	SunnySFHr
207	07.26 14:15:00	0:15:00	33,498.19	8,374.55	0.00	0.00	6,206.98	1,551.75
207	07.26 14:30:00	0:15:00	34,243.85	8,560.96	0.00	0.00	5,461.33	1,365.33
207	07.26 14:45:00	0:15:00	34,993.98	8,748.50	0.00	0.00	4,711.19	1,177.80
207	07.26 15:00:00	0:15:00	35,788.93	8,947.23	0.00	0.00	3,916.24	979.06
207	07.26 15:15:00	0:15:00	36,633.18	9,158.29	0.00	0.00	3,072.00	768.00
207	07.26 15:30:00	0:15:00	37,460.00	9,365.00	0.00	0.00	2,245.18	561.30
207	07.26 15:45:00	0:15:00	38,102.08	9,525.52	0.00	0.00	1,603.10	400.77
207	07.26 16:00:00	0:15:00	38,486.24	9,621.56	0.00	0.00	1,218.94	304.74
207	07.26 16:15:00	0:15:00	38,546.24	9,636.56	0.00	0.00	1,158.94	289.74
207	07.26 16:30:00	0:15:00	38,546.24	9,636.56	0.00	0.00	1,158.94	289.74
207	07.26 16:45:00	0:15:00	38,449.64	9,612.41	0.00	0.00	1,255.54	313.88
207	07.26 17:00:00	0:15:00	38,140.17	9,535.04	0.00	0.00	1,565.00	391.25
207	07.26 17:15:00	0:15:00	37,557.59	9,389.40	0.00	0.00	2,147.59	536.90
207	07.26 17:30:00	0:15:00	36,729.03	9,182.26	0.00	0.00	2,976.15	744.04
207	07.26 17:45:00	0:15:00	35,770.76	8,942.69	0.00	0.00	3,934.42	983.60
207	07.26 18:00:00	0:15:00	35,024.85	8,756.21	0.00	0.00	4,680.32	1,170.08
207	07.26 18:15:00	0:15:00	34,954.89	8,738.72	0.00	0.00	4,750.28	1,187.57
207	07.26 18:30:00	0:15:00	36,302.30	9,075.58	0.00	0.00	3,402.87	850.72
207	07.26 18:45:00	0:15:00	38,224.07	9,556.02	0.00	0.00	1,481.10	370.28
207	07.26 19:00:00	0:15:00	38,546.24	9,636.56	0.00	0.00	1,158.94	289.74
207	07.26 19:15:00	0:12:36	38,546.24	8,094.71	0.00	0.00	1,158.94	243.38
207	07.26 19:25:12	0:05:24	35,528.76	3,197.59	0.00	0.00	4,176.41	375.88
214	08.02 07:12:36	0:01:12	31,529.37	630.59	0.00	0.00	8,175.81	163.52
214	08.02 07:15:00	0:09:00	31,529.37	4,729.41	0.00	0.00	8,175.81	1,226.37
214	08.02 07:30:00	0:15:00	31,531.85	7,882.96	0.00	0.00	8,173.32	2,043.33
214	08.02 07:45:00	0:15:00	31,536.09	7,884.02	0.00	0.00	8,169.09	2,042.27
214	08.02 08:00:00	0:15:00	31,541.56	7,885.39	0.00	0.00	8,163.61	2,040.90
214	08.02 08:15:00	0:15:00	31,553.27	7,888.32	0.00	0.00	8,151.91	2,037.98
214	08.02 08:30:00	0:15:00	32,101.24	8,025.31	0.00	0.00	7,603.93	1,900.98
214	08.02 08:45:00	0:15:00	33,102.58	8,275.65	0.00	0.00	6,602.59	1,650.65
214	08.02 09:00:00	0:15:00	33,968.74	8,492.19	0.00	0.00	5,736.44	1,434.11
214	08.02 09:15:00	0:15:00	34,573.98	8,643.49	0.00	0.00	5,131.20	1,282.80
214	08.02 09:30:00	0:15:00	34,856.30	8,714.08	0.00	0.00	4,848.87	1,212.22
214	08.02 09:45:00	0:15:00	34,921.78	8,730.45	1.00	0.25	4,782.40	1,195.60
214	08.02 10:00:00	0:15:00	34,921.78	8,730.45	15.44	3.86	4,767.96	1,191.99
214	08.02 10:15:00	0:15:00	34,921.78	8,730.45	24.90	6.22	4,758.50	1,189.62
214	08.02 10:30:00	0:15:00	34,921.78	8,730.45	24.15	6.04	4,759.24	1,189.81
214	08.02 10:45:00	0:15:00	34,917.05	8,729.26	21.16	5.29	4,766.96	1,191.74
214	08.02 11:00:00	0:15:00	34,529.91	8,632.48	12.95	3.24	5,162.32	1,290.58
214	08.02 11:15:00	0:15:00	33,940.36	8,485.09	4.23	1.06	5,760.59	1,440.15
214	08.02 11:30:00	0:15:00	33,364.25	8,341.06	0.00	0.00	6,340.93	1,585.23
214	08.02 11:45:00	0:15:00	32,766.23	8,191.56	0.00	0.00	6,938.95	1,734.74
214	08.02 12:00:00	0:15:00	32,190.37	8,047.59	0.00	0.00	7,514.80	1,878.70
214	08.02 12:15:00	0:15:00	31,581.15	7,895.29	0.00	0.00	8,124.03	2,031.01
214	08.02 12:30:00	0:15:00	30,998.82	7,749.70	0.00	0.00	8,706.36	2,176.59
214	08.02 12:45:00	0:15:00	30,368.93	7,592.23	0.00	0.00	9,336.24	2,334.06
214	08.02 13:00:00	0:15:00	30,126.69	7,531.67	0.00	0.00	9,578.49	2,394.62
214	08.02 13:15:00	0:15:00	30,785.95	7,696.49	0.00	0.00	8,919.22	2,229.81



## MAY2020 1450 OWENS EXIST D FOR D 39 FT PROPOSED - P9 Skate Park

DayNum	Date+Time	Duration	ExSF	ExSFHr	NewSF	NewSFHr	SunnySF	SunnySFHr
214	08.02 13:30:00	0:15:00	31,472.60	7,868.15	0.00	0.00	8,232.58	2,058.14
214	08.02 13:45:00	0:15:00	32,194.85	8,048.71	0.00	0.00	7,510.32	1,877.58
214	08.02 14:00:00	0:15:00	32,911.13	8,227.78	0.00	0.00	6,794.05	1,698.51
214	08.02 14:15:00	0:15:00	33,649.81	8,412.45	0.00	0.00	6,055.36	1,513.84
214	08.02 14:30:00	0:15:00	34,414.64	8,603.66	0.00	0.00	5,290.54	1,322.63
214	08.02 14:45:00	0:15:00	35,214.32	8,803.58	0.00	0.00	4,490.86	1,122.71
214	08.02 15:00:00	0:15:00	36,009.27	9,002.32	0.00	0.00	3,695.91	923.98
214	08.02 15:15:00	0:15:00	36,873.18	9,218.30	0.00	0.00	2,831.99	708.00
214	08.02 15:30:00	0:15:00	37,676.85	9,419.21	0.00	0.00	2,028.33	507.08
214	08.02 15:45:00	0:15:00	38,255.69	9,563.92	0.00	0.00	1,449.48	362.37
214	08.02 16:00:00	0:15:00	38,525.07	9,631.27	0.00	0.00	1,180.10	295.03
214	08.02 16:15:00	0:15:00	38,546.24	9,636.56	0.00	0.00	1,158.94	289.74
214	08.02 16:30:00	0:15:00	38,544.49	9,636.12	0.00	0.00	1,160.68	290.17
214	08.02 16:45:00	0:15:00	38,370.72	9,592.68	0.00	0.00	1,334.46	333.62
214	08.02 17:00:00	0:15:00	37,970.13	9,492.53	0.00	0.00	1,735.05	433.76
214	08.02 17:15:00	0:15:00	37,276.51	9,319.13	0.00	0.00	2,428.67	607.17
214	08.02 17:30:00	0:15:00	36,386.95	9,096.74	0.00	0.00	3,318.23	829.56
214	08.02 17:45:00	0:15:00	35,454.07	8,863.52	0.00	0.00	4,251.10	1,062.78
214	08.02 18:00:00	0:15:00	34,816.97	8,704.24	0.00	0.00	4,888.21	1,222.05
214	08.02 18:15:00	0:15:00	35,466.52	8,866.63	0.00	0.00	4,238.65	1,059.66
214	08.02 18:30:00	0:15:00	37,091.03	9,272.76	0.00	0.00	2,614.15	653.54
214	08.02 18:45:00	0:15:00	38,546.24	9,636.56	0.00	0.00	1,158.94	289.74
214	08.02 19:00:00	0:15:00	38,546.24	9,636.56	0.00	0.00	1,158.94	289.74
214	08.02 19:15:00	0:09:00	36,900.32	5,535.05	0.00	0.00	2,804.86	420.73
214	08.02 19:18:36	0:01:48	35,457.56	1,063.73	0.00	0.00	4,247.62	127.43
221	08.09 07:19:12	0:05:24	31,532.85	2,837.96	0.00	0.00	8,172.33	735.51
221	08.09 07:30:00	0:12:36	31,535.59	6,622.47	0.00	0.00	8,169.59	1,715.61
221	08.09 07:45:00	0:15:00	31,541.56	7,885.39	0.00	0.00	8,163.61	2,040.90
221	08.09 08:00:00	0:15:00	31,547.79	7,886.95	0.00	0.00	8,157.39	2,039.35
221	08.09 08:15:00	0:15:00	31,553.76	7,888.44	0.00	0.00	8,151.41	2,037.85
221	08.09 08:30:00	0:15:00	31,915.51	7,978.88	0.00	0.00	7,789.66	1,947.42
221	08.09 08:45:00	0:15:00	32,891.46	8,222.87	0.00	0.00	6,813.72	1,703.43
221	08.09 09:00:00	0:15:00	33,806.66	8,451.67	0.00	0.00	5,898.51	1,474.63
221	08.09 09:15:00	0:15:00	34,490.82	8,622.71	0.00	0.00	5,214.35	1,303.59
221	08.09 09:30:00	0:15:00	34,819.96	8,704.99	21.91	5.48	4,863.31	1,215.83
221	08.09 09:45:00	0:15:00	34,921.78	8,730.45	46.56	11.64	4,736.84	1,184.21
221	08.09 10:00:00	0:15:00	34,921.78	8,730.45	52.78	13.20	4,730.61	1,182.65
221	08.09 10:15:00	0:15:00	34,921.78	8,730.45	52.53	13.13	4,730.86	1,182.72
221	08.09 10:30:00	0:15:00	34,921.78	8,730.45	44.32	11.08	4,739.08	1,184.77
221	08.09 10:45:00	0:15:00	34,918.05	8,729.51	34.36	8.59	4,752.77	1,188.19
221	08.09 11:00:00	0:15:00	34,547.09	8,636.77	19.67	4.92	5,138.42	1,284.61
221	08.09 11:15:00	0:15:00	33,943.84	8,485.96	5.48	1.37	5,755.86	1,438.96
221	08.09 11:30:00	0:15:00	33,353.79	8,338.45	0.00	0.00	6,351.38	1,587.85
221	08.09 11:45:00	0:15:00	32,742.58	8,185.65	0.00	0.00	6,962.60	1,740.65
221	08.09 12:00:00	0:15:00	32,151.28	8,037.82	0.00	0.00	7,553.89	1,888.47
221	08.09 12:15:00	0:15:00	31,527.62	7,881.91	0.00	0.00	8,177.55	2,044.39
221	08.09 12:30:00	0:15:00	30,928.11	7,732.03	0.00	0.00	8,777.06	2,194.27
221	08.09 12:45:00	0:15:00	30,289.51	7,572.38	0.00	0.00	9,415.66	2,353.92



## MAY2020 1450 OWENS EXIST D FOR D 39 FT PROPOSED - P9 Skate Park

DayNum	Date+Time	Duration	ExSF	ExSFHr	NewSF	NewSFHr	SunnySF	SunnySFHr
221	08.09 13:00:00	0:15:00	30,227.27	7,556.82	0.00	0.00	9,477.91	2,369.48
221	08.09 13:15:00	0:15:00	30,944.54	7,736.14	0.00	0.00	8,760.63	2,190.16
221	08.09 13:30:00	0:15:00	31,614.76	7,903.69	0.00	0.00	8,090.42	2,022.60
221	08.09 13:45:00	0:15:00	32,352.70	8,088.17	0.00	0.00	7,352.48	1,838.12
221	08.09 14:00:00	0:15:00	33,101.09	8,275.27	0.00	0.00	6,604.09	1,651.02
221	08.09 14:15:00	0:15:00	33,875.63	8,468.91	0.00	0.00	5,829.55	1,457.39
221	08.09 14:30:00	0:15:00	34,639.45	8,659.86	0.00	0.00	5,065.72	1,266.43
221	08.09 14:45:00	0:15:00	35,449.09	8,862.27	0.00	0.00	4,256.08	1,064.02
221	08.09 15:00:00	0:15:00	36,292.34	9,073.09	0.00	0.00	3,412.83	853.21
221	08.09 15:15:00	0:15:00	37,191.61	9,297.90	0.00	0.00	2,513.57	628.39
221	08.09 15:30:00	0:15:00	37,931.79	9,482.95	0.00	0.00	1,773.39	443.35
221	08.09 15:45:00	0:15:00	38,413.79	9,603.45	0.00	0.00	1,291.39	322.85
221	08.09 16:00:00	0:15:00	38,545.49	9,636.37	0.00	0.00	1,159.69	289.92
221	08.09 16:15:00	0:15:00	38,546.24	9,636.56	0.00	0.00	1,158.94	289.74
221	08.09 16:30:00	0:15:00	38,505.41	9,626.35	0.00	0.00	1,199.77	299.94
221	08.09 16:45:00	0:15:00	38,244.74	9,561.18	0.00	0.00	1,460.44	365.11
221	08.09 17:00:00	0:15:00	37,714.44	9,428.61	0.00	0.00	1,990.74	497.68
221	08.09 17:15:00	0:15:00	36,903.56	9,225.89	0.00	0.00	2,801.62	700.41
221	08.09 17:30:00	0:15:00	35,935.32	8,983.83	0.00	0.00	3,769.85	942.46
221	08.09 17:45:00	0:15:00	35,110.25	8,777.56	0.00	0.00	4,594.93	1,148.73
221	08.09 18:00:00	0:15:00	34,971.08	8,742.77	0.00	0.00	4,734.10	1,183.52
221	08.09 18:15:00	0:15:00	36,272.67	9,068.17	0.00	0.00	3,432.50	858.13
221	08.09 18:30:00	0:15:00	38,202.91	9,550.73	0.00	0.00	1,502.26	375.57
221	08.09 18:45:00	0:20:24	38,546.24	13,105.72	0.00	0.00	1,158.94	394.04
221	08.09 19:10:48	0:12:36	35,336.56	7,420.68	0.00	0.00	4,368.62	917.41
228	08.16 07:25:12	0:02:24	31,537.83	1,261.51	0.00	0.00	8,167.35	326.69
228	08.16 07:30:00	0:10:12	31,540.32	5,361.85	0.00	0.00	8,164.86	1,388.03
228	08.16 07:45:00	0:15:00	31,547.79	7,886.95	0.00	0.00	8,157.39	2,039.35
228	08.16 08:00:00	0:15:00	31,554.01	7,888.50	0.00	0.00	8,151.16	2,037.79
228	08.16 08:15:00	0:15:00	31,559.74	7,889.94	0.00	0.00	8,145.44	2,036.36
228	08.16 08:30:00	0:15:00	31,752.44	7,938.11	0.00	0.00	7,952.74	1,988.18
228	08.16 08:45:00	0:15:00	32,662.16	8,165.54	0.00	0.00	7,043.01	1,760.75
228	08.16 09:00:00	0:15:00	33,642.34	8,410.59	16.18	4.05	6,046.65	1,511.66
228	08.16 09:15:00	0:15:00	34,394.72	8,598.68	57.76	14.44	5,252.70	1,313.17
228	08.16 09:30:00	0:15:00	34,777.88	8,694.47	88.13	22.03	4,839.16	1,209.79
228	08.16 09:45:00	0:15:00	34,921.28	8,730.32	106.56	26.64	4,677.33	1,169.33
228	08.16 10:00:00	0:15:00	34,921.78	8,730.45	97.60	24.40	4,685.80	1,171.45
228	08.16 10:15:00	0:15:00	34,921.78	8,730.45	86.14	21.54	4,697.25	1,174.31
228	08.16 10:30:00	0:15:00	34,921.78	8,730.45	68.22	17.05	4,715.18	1,178.79
228	08.16 10:45:00	0:15:00	34,918.55	8,729.64	49.54	12.39	4,737.09	1,184.27
228	08.16 11:00:00	0:15:00	34,557.79	8,639.45	28.13	7.03	5,119.25	1,279.81
228	08.16 11:15:00	0:15:00	33,937.87	8,484.47	6.97	1.74	5,760.34	1,440.08
228	08.16 11:30:00	0:15:00	33,331.88	8,332.97	0.00	0.00	6,373.29	1,593.32
228	08.16 11:45:00	0:15:00	32,701.75	8,175.44	0.00	0.00	7,003.43	1,750.86
228	08.16 12:00:00	0:15:00	32,096.26	8,024.07	0.00	0.00	7,608.91	1,902.23
228	08.16 12:15:00	0:15:00	31,454.43	7,863.61	0.00	0.00	8,250.75	2,062.69
228	08.16 12:30:00	0:15:00	30,836.24	7,709.06	0.00	0.00	8,868.93	2,217.23
228	08.16 12:45:00	0:15:00	30,197.39	7,549.35	0.00	0.00	9,507.78	2,376.95



## MAY2020 1450 OWENS EXIST D FOR D 39 FT PROPOSED - P9 Skate Park

DayNum	Date+Time	Duration	ExSF	ExSFHr	NewSF	NewSFHr	SunnySF	SunnySFHr
228	08.16 13:00:00	0:15:00	30,368.68	7,592.17	0.00	0.00	9,336.49	2,334.12
228	08.16 13:15:00	0:15:00	31,098.65	7,774.66	0.00	0.00	8,606.52	2,151.63
228	08.16 13:30:00	0:15:00	31,823.64	7,955.91	0.00	0.00	7,881.53	1,970.38
228	08.16 13:45:00	0:15:00	32,575.02	8,143.76	0.00	0.00	7,130.15	1,782.54
228	08.16 14:00:00	0:15:00	33,343.33	8,335.83	0.00	0.00	6,361.84	1,590.46
228	08.16 14:15:00	0:15:00	34,121.11	8,530.28	0.00	0.00	5,584.07	1,396.02
228	08.16 14:30:00	0:15:00	34,918.79	8,729.70	0.00	0.00	4,786.38	1,196.60
228	08.16 14:45:00	0:15:00	35,760.80	8,940.20	0.00	0.00	3,944.38	986.09
228	08.16 15:00:00	0:15:00	36,639.15	9,159.79	0.00	0.00	3,066.02	766.51
228	08.16 15:15:00	0:15:00	37,547.38	9,386.85	0.00	0.00	2,157.79	539.45
228	08.16 15:30:00	0:15:00	38,174.03	9,543.51	0.00	0.00	1,531.14	382.79
228	08.16 15:45:00	0:15:00	38,512.63	9,628.16	0.00	0.00	1,192.55	298.14
228	08.16 16:00:00	0:15:00	38,546.24	9,636.56	0.00	0.00	1,158.94	289.74
228	08.16 16:15:00	0:15:00	38,546.24	9,636.56	0.00	0.00	1,158.94	289.74
228	08.16 16:30:00	0:15:00	38,416.77	9,604.19	0.00	0.00	1,288.40	322.10
228	08.16 16:45:00	0:15:00	38,034.11	9,508.53	0.00	0.00	1,671.06	417.77
228	08.16 17:00:00	0:15:00	37,338.75	9,334.69	0.00	0.00	2,366.43	591.61
228	08.16 17:15:00	0:15:00	36,435.00	9,108.75	0.00	0.00	3,270.18	817.54
228	08.16 17:30:00	0:15:00	35,463.78	8,865.95	0.00	0.00	4,241.39	1,060.35
228	08.16 17:45:00	0:15:00	34,872.98	8,718.25	0.00	0.00	4,832.19	1,208.05
228	08.16 18:00:00	0:15:00	35,653.25	8,913.31	0.00	0.00	4,051.93	1,012.98
228	08.16 18:15:00	0:15:00	37,370.12	9,342.53	0.00	0.00	2,335.06	583.76
228	08.16 18:30:00	0:15:00	38,546.24	9,636.56	0.00	0.00	1,158.94	289.74
228	08.16 18:45:00	0:16:12	38,546.24	10,407.48	0.00	0.00	1,158.94	312.91
228	08.16 19:02:23	0:08:24	35,265.85	4,937.22	0.00	0.00	4,439.32	621.51
235	08.23 07:31:48	0:06:36	31,547.79	3,470.26	0.00	0.00	8,157.39	897.31
235	08.23 07:45:00	0:13:48	31,553.76	7,257.37	0.00	0.00	8,151.41	1,874.83
235	08.23 08:00:00	0:15:00	31,559.74	7,889.94	0.00	0.00	8,145.44	2,036.36
235	08.23 08:15:00	0:15:00	31,565.71	7,891.43	0.00	0.00	8,139.46	2,034.87
235	08.23 08:30:00	0:15:00	31,650.86	7,912.72	13.44	3.36	8,040.87	2,010.22
235	08.23 08:45:00	0:15:00	32,443.82	8,110.96	65.48	16.37	7,195.88	1,798.97
235	08.23 09:00:00	0:15:00	33,478.27	8,369.57	106.06	26.52	6,120.84	1,530.21
235	08.23 09:15:00	0:15:00	34,293.89	8,573.47	141.16	35.29	5,270.12	1,317.53
235	08.23 09:30:00	0:15:00	34,741.78	8,685.45	165.81	41.45	4,797.58	1,199.40
235	08.23 09:45:00	0:15:00	34,917.80	8,729.45	177.26	44.32	4,610.11	1,152.53
235	08.23 10:00:00	0:15:00	34,921.78	8,730.45	150.87	37.72	4,632.52	1,158.13
235	08.23 10:15:00	0:15:00	34,921.78	8,730.45	124.73	31.18	4,658.66	1,164.67
235	08.23 10:30:00	0:15:00	34,921.78	8,730.45	94.36	23.59	4,689.04	1,172.26
235	08.23 10:45:00	0:15:00	34,918.55	8,729.64	65.98	16.49	4,720.65	1,180.16
235	08.23 11:00:00	0:15:00	34,543.10	8,635.78	34.86	8.71	5,127.22	1,281.80
235	08.23 11:15:00	0:15:00	33,904.51	8,476.13	5.98	1.49	5,794.70	1,448.67
235	08.23 11:30:00	0:15:00	33,280.10	8,320.02	0.00	0.00	6,425.08	1,606.27
235	08.23 11:45:00	0:15:00	32,634.53	8,158.63	0.00	0.00	7,070.65	1,767.66
235	08.23 12:00:00	0:15:00	32,006.14	8,001.53	0.00	0.00	7,699.04	1,924.76
235	08.23 12:15:00	0:15:00	31,346.62	7,836.66	0.00	0.00	8,358.55	2,089.64
235	08.23 12:30:00	0:15:00	30,705.78	7,676.45	0.00	0.00	8,999.39	2,249.85
235	08.23 12:45:00	0:15:00	30,098.55	7,524.64	0.00	0.00	9,606.62	2,401.66
235	08.23 13:00:00	0:15:00	30,534.99	7,633.75	0.00	0.00	9,170.18	2,292.55



## MAY2020 1450 OWENS EXIST D FOR D 39 FT PROPOSED - P9 Skate Park

DayNum	Date+Time	Duration	ExSF	ExSFHr	NewSF	NewSFHr	SunnySF	SunnySFHr
235	08.23 13:15:00	0:15:00	31,328.70	7,832.17	0.00	0.00	8,376.48	2,094.12
235	08.23 13:30:00	0:15:00	32,075.85	8,018.96	0.00	0.00	7,629.33	1,907.33
235	08.23 13:45:00	0:15:00	32,828.22	8,207.06	0.00	0.00	6,876.95	1,719.24
235	08.23 14:00:00	0:15:00	33,622.68	8,405.67	0.00	0.00	6,082.50	1,520.63
235	08.23 14:15:00	0:15:00	34,457.71	8,614.43	0.00	0.00	5,247.47	1,311.87
235	08.23 14:30:00	0:15:00	35,267.85	8,816.96	0.00	0.00	4,437.33	1,109.33
235	08.23 14:45:00	0:15:00	36,158.40	9,039.60	0.00	0.00	3,546.78	886.69
235	08.23 15:00:00	0:15:00	37,071.61	9,267.90	0.00	0.00	2,633.57	658.39
235	08.23 15:15:00	0:15:00	37,902.16	9,475.54	0.00	0.00	1,803.02	450.75
235	08.23 15:30:00	0:15:00	38,406.82	9,601.70	0.00	0.00	1,298.36	324.59
235	08.23 15:45:00	0:15:00	38,545.74	9,636.43	0.00	0.00	1,159.44	289.86
235	08.23 16:00:00	0:15:00	38,546.24	9,636.56	0.00	0.00	1,158.94	289.74
235	08.23 16:15:00	0:15:00	38,514.87	9,628.72	0.00	0.00	1,190.31	297.58
235	08.23 16:30:00	0:15:00	38,255.19	9,563.80	0.00	0.00	1,449.98	362.50
235	08.23 16:45:00	0:15:00	37,685.06	9,421.27	0.00	0.00	2,020.11	505.03
235	08.23 17:00:00	0:15:00	36,851.77	9,212.94	0.00	0.00	2,853.41	713.35
235	08.23 17:15:00	0:15:00	35,837.48	8,959.37	0.00	0.00	3,867.69	966.92
235	08.23 17:30:00	0:15:00	35,031.83	8,757.96	0.00	0.00	4,673.35	1,168.34
235	08.23 17:45:00	0:15:00	35,271.08	8,817.77	0.00	0.00	4,434.09	1,108.52
235	08.23 18:00:00	0:15:00	36,768.12	9,192.03	0.00	0.00	2,937.06	734.26
235	08.23 18:15:00	0:15:00	38,546.24	9,636.56	0.00	0.00	1,158.94	289.74
235	08.23 18:30:00	0:15:00	38,546.24	9,636.56	0.00	0.00	1,158.94	289.74
235	08.23 18:45:00	0:11:24	37,908.38	7,202.59	0.00	0.00	1,796.79	341.39
235	08.23 18:52:48	0:03:36	35,298.47	2,117.91	0.00	0.00	4,406.71	264.40
242	08.30 07:37:48	0:03:36	31,557.50	1,893.45	0.00	0.00	8,147.68	488.86
242	08.30 07:45:00	0:11:24	31,559.74	5,996.35	0.00	0.00	8,145.44	1,547.63
242	08.30 08:00:00	0:15:00	31,565.22	7,891.30	25.89	6.47	8,114.07	2,028.52
242	08.30 08:15:00	0:15:00	31,573.68	7,893.42	170.54	42.64	7,960.95	1,990.24
242	08.30 08:30:00	0:15:00	31,600.57	7,900.14	172.04	43.01	7,932.57	1,983.14
242	08.30 08:45:00	0:15:00	32,238.42	8,059.61	178.76	44.69	7,288.00	1,822.00
242	08.30 09:00:00	0:15:00	33,313.21	8,328.30	209.63	52.41	6,182.34	1,545.58
242	08.30 09:15:00	0:15:00	34,183.60	8,545.90	237.76	59.44	5,283.82	1,320.95
242	08.30 09:30:00	0:15:00	34,699.70	8,674.93	255.94	63.98	4,749.53	1,187.38
242	08.30 09:45:00	0:15:00	34,910.33	8,727.58	260.42	65.11	4,534.43	1,133.61
242	08.30 10:00:00	0:15:00	34,921.78	8,730.45	211.87	52.97	4,571.52	1,142.88
242	08.30 10:15:00	0:15:00	34,921.78	8,730.45	169.30	42.32	4,614.10	1,153.52
242	08.30 10:30:00	0:15:00	34,921.78	8,730.45	123.24	30.81	4,660.16	1,165.04
242	08.30 10:45:00	0:15:00	34,918.05	8,729.51	82.16	20.54	4,704.97	1,176.24
242	08.30 11:00:00	0:15:00	34,517.71	8,629.43	41.83	10.46	5,145.64	1,286.41
242	08.30 11:15:00	0:15:00	33,861.68	8,465.42	4.48	1.12	5,839.01	1,459.75
242	08.30 11:30:00	0:15:00	33,216.36	8,304.09	0.00	0.00	6,488.81	1,622.20
242	08.30 11:45:00	0:15:00	32,549.38	8,137.35	0.00	0.00	7,155.80	1,788.95
242	08.30 12:00:00	0:15:00	31,899.08	7,974.77	0.00	0.00	7,806.10	1,951.52
242	08.30 12:15:00	0:15:00	31,215.92	7,803.98	0.00	0.00	8,489.26	2,122.32
242	08.30 12:30:00	0:15:00	30,551.18	7,637.79	0.00	0.00	9,154.00	2,288.50
242	08.30 12:45:00	0:15:00	30,186.44	7,546.61	0.00	0.00	9,518.74	2,379.68
242	08.30 13:00:00	0:15:00	30,770.76	7,692.69	0.00	0.00	8,934.41	2,233.60
242	08.30 13:15:00	0:15:00	31,560.98	7,890.25	0.00	0.00	8,144.19	2,036.05



## MAY2020 1450 OWENS EXIST D FOR D 39 FT PROPOSED - P9 Skate Park

DayNum	Date+Time	Duration	ExSF	ExSFHr	NewSF	NewSFHr	SunnySF	SunnySFHr
242	08.30 13:30:00	0:15:00	32,332.78	8,083.20	0.00	0.00	7,372.40	1,843.10
242	08.30 13:45:00	0:15:00	33,161.34	8,290.34	0.00	0.00	6,543.84	1,635.96
242	08.30 14:00:00	0:15:00	33,963.26	8,490.82	0.00	0.00	5,741.91	1,435.48
242	08.30 14:15:00	0:15:00	34,807.76	8,701.94	0.00	0.00	4,897.42	1,224.36
242	08.30 14:30:00	0:15:00	35,679.89	8,919.97	0.00	0.00	4,025.29	1,006.32
242	08.30 14:45:00	0:15:00	36,608.28	9,152.07	0.00	0.00	3,096.89	774.22
242	08.30 15:00:00	0:15:00	37,545.64	9,386.41	0.00	0.00	2,159.54	539.88
242	08.30 15:15:00	0:15:00	38,206.65	9,551.66	0.00	0.00	1,498.53	374.63
242	08.30 15:30:00	0:15:00	38,522.09	9,630.52	0.00	0.00	1,183.09	295.77
242	08.30 15:45:00	0:15:00	38,546.24	9,636.56	0.00	0.00	1,158.94	289.74
242	08.30 16:00:00	0:15:00	38,546.24	9,636.56	0.00	0.00	1,158.94	289.74
242	08.30 16:15:00	0:15:00	38,401.09	9,600.27	0.00	0.00	1,304.09	326.02
242	08.30 16:30:00	0:15:00	37,964.65	9,491.16	0.00	0.00	1,740.53	435.13
242	08.30 16:45:00	0:15:00	37,197.34	9,299.33	0.00	0.00	2,507.84	626.96
242	08.30 17:00:00	0:15:00	36,253.50	9,063.38	0.00	0.00	3,451.67	862.92
242	08.30 17:15:00	0:15:00	35,276.56	8,819.14	0.00	0.00	4,428.62	1,107.15
242	08.30 17:30:00	0:15:00	35,045.77	8,761.44	0.00	0.00	4,659.41	1,164.85
242	08.30 17:45:00	0:15:00	36,275.16	9,068.79	0.00	0.00	3,430.01	857.50
242	08.30 18:00:00	0:15:00	38,207.64	9,551.91	0.00	0.00	1,497.53	374.38
242	08.30 18:15:00	0:15:00	38,546.24	9,636.56	0.00	0.00	1,158.94	289.74
242	08.30 18:30:00	0:13:48	38,546.24	8,865.63	0.00	0.00	1,158.94	266.56
242	08.30 18:42:36	0:06:36	35,331.33	3,886.45	0.00	0.00	4,373.84	481.12
249	09.06 07:44:24	0:07:48	31,566.46	4,103.64	205.40	26.70	7,933.32	1,031.33
249	09.06 08:00:00	0:15:00	31,573.68	7,893.42	370.21	92.55	7,761.28	1,940.32
249	09.06 08:15:00	0:15:00	31,578.16	7,894.54	473.78	118.45	7,653.23	1,913.31
249	09.06 08:30:00	0:15:00	31,587.87	7,896.97	397.35	99.34	7,719.95	1,929.99
249	09.06 08:45:00	0:15:00	32,068.13	8,017.03	311.96	77.99	7,325.09	1,831.27
249	09.06 09:00:00	0:15:00	33,128.97	8,282.24	330.13	82.53	6,246.07	1,561.52
249	09.06 09:15:00	0:15:00	34,069.32	8,517.33	347.06	86.77	5,288.80	1,322.20
249	09.06 09:30:00	0:15:00	34,652.65	8,663.16	357.02	89.25	4,695.51	1,173.88
249	09.06 09:45:00	0:15:00	34,897.38	8,724.35	357.02	89.25	4,450.77	1,112.69
249	09.06 10:00:00	0:15:00	34,921.78	8,730.45	281.58	70.40	4,501.81	1,125.45
249	09.06 10:15:00	0:15:00	34,921.78	8,730.45	218.34	54.59	4,565.05	1,141.26
249	09.06 10:30:00	0:15:00	34,921.78	8,730.45	154.86	38.71	4,628.54	1,157.13
249	09.06 10:45:00	0:15:00	34,917.55	8,729.39	99.09	24.77	4,688.54	1,172.13
249	09.06 11:00:00	0:15:00	34,482.61	8,620.65	46.31	11.58	5,176.26	1,294.07
249	09.06 11:15:00	0:15:00	33,804.92	8,451.23	2.74	0.69	5,897.52	1,474.38
249	09.06 11:30:00	0:15:00	33,137.69	8,284.42	0.00	0.00	6,567.49	1,641.87
249	09.06 11:45:00	0:15:00	32,446.81	8,111.70	0.00	0.00	7,258.37	1,814.59
249	09.06 12:00:00	0:15:00	31,771.86	7,942.96	0.00	0.00	7,933.32	1,983.33
249	09.06 12:15:00	0:15:00	31,062.55	7,765.64	0.00	0.00	8,642.62	2,160.66
249	09.06 12:30:00	0:15:00	30,387.11	7,596.78	0.00	0.00	9,318.07	2,329.52
249	09.06 12:45:00	0:15:00	30,286.52	7,571.63	0.00	0.00	9,418.65	2,354.66
249	09.06 13:00:00	0:15:00	31,033.42	7,758.36	0.00	0.00	8,671.75	2,167.94
249	09.06 13:15:00	0:15:00	31,846.55	7,961.64	0.00	0.00	7,858.63	1,964.66
249	09.06 13:30:00	0:15:00	32,662.66	8,165.67	0.00	0.00	7,042.52	1,760.63
249	09.06 13:45:00	0:15:00	33,494.21	8,373.55	0.00	0.00	6,210.97	1,552.74
249	09.06 14:00:00	0:15:00	34,337.71	8,584.43	0.00	0.00	5,367.47	1,341.87





## MAY2020 1450 OWENS EXIST D FOR D 39 FT PROPOSED - P9 Skate Park

DayNum	Date+Time	Duration	ExSF	ExSFHr	NewSF	NewSFHr	SunnySF	SunnySFHr
249	09.06 14:15:00	0:15:00	35,221.79	8,805.45	0.00	0.00	4,483.39	1,120.85
249	09.06 14:30:00	0:15:00	36,150.93	9,037.73	0.00	0.00	3,554.25	888.56
249	09.06 14:45:00	0:15:00	37,123.64	9,280.91	0.00	0.00	2,581.53	645.38
249	09.06 15:00:00	0:15:00	37,950.21	9,487.55	0.00	0.00	1,754.97	438.74
249	09.06 15:15:00	0:15:00	38,458.85	9,614.71	0.00	0.00	1,246.33	311.58
249	09.06 15:30:00	0:15:00	38,546.24	9,636.56	0.00	0.00	1,158.94	289.74
249	09.06 15:45:00	0:15:00	38,546.24	9,636.56	0.00	0.00	1,158.94	289.74
249	09.06 16:00:00	0:15:00	38,498.93	9,624.73	0.00	0.00	1,206.24	301.56
249	09.06 16:15:00	0:15:00	38,184.74	9,546.18	0.00	0.00	1,520.44	380.11
249	09.06 16:30:00	0:15:00	37,516.26	9,379.07	0.00	0.00	2,188.91	547.23
249	09.06 16:45:00	0:15:00	36,612.02	9,153.00	0.00	0.00	3,093.16	773.29
249	09.06 17:00:00	0:15:00	35,569.10	8,892.27	0.00	0.00	4,136.08	1,034.02
249	09.06 17:15:00	0:15:00	35,023.11	8,755.78	0.00	0.00	4,682.06	1,170.52
249	09.06 17:30:00	0:15:00	35,876.57	8,969.14	0.00	0.00	3,828.61	957.15
249	09.06 17:45:00	0:15:00	37,702.74	9,425.68	0.00	0.00	2,002.44	500.61
249	09.06 18:00:00	0:15:00	38,546.24	9,636.56	0.00	0.00	1,158.94	289.74
249	09.06 18:15:00	0:16:12	38,546.24	10,407.48	0.00	0.00	1,158.94	312.91
249	09.06 18:31:48	0:08:24	35,335.81	4,947.01	0.00	0.00	4,369.36	611.71
256	09.13 07:50:24	0:04:48	31,576.17	2,526.09	786.73	62.94	7,342.27	587.38
256	09.13 08:00:00	0:12:36	31,580.65	6,631.94	809.89	170.08	7,314.64	1,536.07
256	09.13 08:15:00	0:15:00	31,587.37	7,896.84	841.01	210.25	7,276.79	1,819.20
256	09.13 08:30:00	0:15:00	31,599.82	7,899.96	714.78	178.70	7,390.57	1,847.64
256	09.13 08:45:00	0:15:00	31,914.27	7,978.57	465.57	116.39	7,325.34	1,831.34
256	09.13 09:00:00	0:15:00	32,948.47	8,237.12	467.06	116.77	6,289.64	1,572.41
256	09.13 09:15:00	0:15:00	33,948.82	8,487.21	471.54	117.89	5,284.81	1,321.20
256	09.13 09:30:00	0:15:00	34,600.12	8,650.03	470.05	117.51	4,635.01	1,158.75
256	09.13 09:45:00	0:15:00	34,880.45	8,720.11	464.32	116.08	4,360.40	1,090.10
256	09.13 10:00:00	0:15:00	34,921.78	8,730.45	360.75	90.19	4,422.64	1,105.66
256	09.13 10:15:00	0:15:00	34,921.78	8,730.45	270.88	67.72	4,512.52	1,128.13
256	09.13 10:30:00	0:15:00	34,921.78	8,730.45	188.47	47.12	4,594.93	1,148.73
256	09.13 10:45:00	0:15:00	34,916.80	8,729.20	116.02	29.01	4,672.35	1,168.09
256	09.13 11:00:00	0:15:00	34,441.03	8,610.26	50.54	12.64	5,213.61	1,303.40
256	09.13 11:15:00	0:15:00	33,735.95	8,433.99	1.49	0.37	5,967.73	1,491.93
256	09.13 11:30:00	0:15:00	33,043.33	8,260.83	0.00	0.00	6,661.85	1,665.46
256	09.13 11:45:00	0:15:00	32,327.55	8,081.89	0.00	0.00	7,377.62	1,844.41
256	09.13 12:00:00	0:15:00	31,623.97	7,905.99	0.00	0.00	8,081.20	2,020.30
256	09.13 12:15:00	0:15:00	30,887.28	7,721.82	0.00	0.00	8,817.90	2,204.47
256	09.13 12:30:00	0:15:00	30,238.22	7,559.56	0.00	0.00	9,466.95	2,366.74
256	09.13 12:45:00	0:15:00	30,494.16	7,623.54	0.00	0.00	9,211.01	2,302.75
256	09.13 13:00:00	0:15:00	31,347.62	7,836.91	0.00	0.00	8,357.56	2,089.39
256	09.13 13:15:00	0:15:00	32,164.73	8,041.18	0.00	0.00	7,540.45	1,885.11
256	09.13 13:30:00	0:15:00	33,023.91	8,255.98	0.00	0.00	6,681.27	1,670.32
256	09.13 13:45:00	0:15:00	33,885.09	8,471.27	0.00	0.00	5,820.09	1,455.02
256	09.13 14:00:00	0:15:00	34,778.38	8,694.59	0.00	0.00	4,926.80	1,231.70
256	09.13 14:15:00	0:15:00	35,694.08	8,923.52	0.00	0.00	4,011.10	1,002.78
256	09.13 14:30:00	0:15:00	36,665.54	9,166.39	0.00	0.00	3,039.63	759.91
256	09.13 14:45:00	0:15:00	37,645.48	9,411.37	0.00	0.00	2,059.70	514.93
256	09.13 15:00:00	0:15:00	38,293.78	9,573.45	0.00	0.00	1,411.39	352.85



## MAY2020 1450 OWENS EXIST D FOR D 39 FT PROPOSED - P9 Skate Park

DayNum	Date+Time	Duration	ExSF	ExSFHr	NewSF	NewSFHr	SunnySF	SunnySFHr
256	09.13 15:15:00	0:15:00	38,539.51	9,634.88	0.00	0.00	1,165.66	291.42
256	09.13 15:30:00	0:15:00	38,546.24	9,636.56	0.00	0.00	1,158.94	289.74
256	09.13 15:45:00	0:15:00	38,546.24	9,636.56	0.00	0.00	1,158.94	289.74
256	09.13 16:00:00	0:15:00	38,347.81	9,586.95	0.00	0.00	1,357.37	339.34
256	09.13 16:15:00	0:15:00	37,790.87	9,447.72	0.00	0.00	1,914.30	478.58
256	09.13 16:30:00	0:15:00	36,942.15	9,235.54	0.00	0.00	2,763.03	690.76
256	09.13 16:45:00	0:15:00	35,906.20	8,976.55	0.00	0.00	3,798.98	949.75
256	09.13 17:00:00	0:15:00	35,118.22	8,779.55	0.00	0.00	4,586.96	1,146.74
256	09.13 17:15:00	0:15:00	35,607.69	8,901.92	0.00	0.00	4,097.49	1,024.37
256	09.13 17:30:00	0:15:00	37,263.81	9,315.95	0.00	0.00	2,441.37	610.34
256	09.13 17:45:00	0:15:00	38,546.24	9,636.56	0.00	0.00	1,158.94	289.74
256	09.13 18:00:00	0:15:00	38,546.24	9,636.56	0.00	0.00	1,158.94	289.74
256	09.13 18:15:00	0:10:48	36,424.54	6,556.42	0.00	0.00	3,280.63	590.51
256	09.13 18:21:00	0:03:00	35,242.20	1,762.11	0.00	0.00	4,462.97	223.15
263	09.20 07:57:00	0:01:12	31,588.12	631.76	1,229.15	24.58	6,887.91	137.76
263	09.20 08:00:00	0:09:00	31,588.12	4,738.22	1,223.17	183.48	6,893.88	1,034.08
263	09.20 08:15:00	0:15:00	31,601.57	7,900.39	1,212.22	303.05	6,891.39	1,722.85
263	09.20 08:30:00	0:15:00	31,617.25	7,904.31	1,117.36	279.34	6,970.56	1,742.64
263	09.20 08:45:00	0:15:00	31,804.72	7,951.18	671.21	167.80	7,229.24	1,807.31
263	09.20 09:00:00	0:15:00	32,770.96	8,192.74	620.18	155.04	6,314.04	1,578.51
263	09.20 09:15:00	0:15:00	33,821.60	8,455.40	610.96	152.74	5,272.61	1,318.15
263	09.20 09:30:00	0:15:00	34,539.12	8,634.78	596.77	149.19	4,569.28	1,142.32
263	09.20 09:45:00	0:15:00	34,859.29	8,714.82	584.57	146.14	4,261.31	1,065.33
263	09.20 10:00:00	0:15:00	34,921.78	8,730.45	447.89	111.97	4,335.50	1,083.88
263	09.20 10:15:00	0:15:00	34,921.78	8,730.45	329.63	82.41	4,453.76	1,113.44
263	09.20 10:30:00	0:15:00	34,921.78	8,730.45	224.07	56.02	4,559.32	1,139.83
263	09.20 10:45:00	0:15:00	34,914.81	8,728.70	132.45	33.11	4,657.91	1,164.48
263	09.20 11:00:00	0:15:00	34,388.25	8,597.06	50.29	12.57	5,266.64	1,316.66
263	09.20 11:15:00	0:15:00	33,658.53	8,414.63	0.25	0.06	6,046.40	1,511.60
263	09.20 11:30:00	0:15:00	32,936.77	8,234.19	0.00	0.00	6,768.40	1,692.10
263	09.20 11:45:00	0:15:00	32,192.11	8,048.03	0.00	0.00	7,513.06	1,878.27
263	09.20 12:00:00	0:15:00	31,458.66	7,864.67	0.00	0.00	8,246.52	2,061.63
263	09.20 12:15:00	0:15:00	30,692.34	7,673.09	0.00	0.00	9,012.84	2,253.21
263	09.20 12:30:00	0:15:00	30,224.03	7,556.01	0.00	0.00	9,481.14	2,370.29
263	09.20 12:45:00	0:15:00	30,764.29	7,691.07	0.00	0.00	8,940.88	2,235.22
263	09.20 13:00:00	0:15:00	31,672.27	7,918.07	0.00	0.00	8,032.90	2,008.23
263	09.20 13:15:00	0:15:00	32,531.70	8,132.93	0.00	0.00	7,173.47	1,793.37
263	09.20 13:30:00	0:15:00	33,399.10	8,349.78	0.00	0.00	6,306.07	1,576.52
263	09.20 13:45:00	0:15:00	34,332.23	8,583.06	0.00	0.00	5,372.95	1,343.24
263	09.20 14:00:00	0:15:00	35,253.41	8,813.35	0.00	0.00	4,451.77	1,112.94
263	09.20 14:15:00	0:15:00	36,240.81	9,060.20	0.00	0.00	3,464.37	866.09
263	09.20 14:30:00	0:15:00	37,235.43	9,308.86	0.00	0.00	2,469.75	617.44
263	09.20 14:45:00	0:15:00	38,081.91	9,520.48	0.00	0.00	1,623.26	405.82
263	09.20 15:00:00	0:15:00	38,502.67	9,625.67	0.00	0.00	1,202.51	300.63
263	09.20 15:15:00	0:15:00	38,546.24	9,636.56	0.00	0.00	1,158.94	289.74
263	09.20 15:30:00	0:15:00	38,546.24	9,636.56	0.00	0.00	1,158.94	289.74
263	09.20 15:45:00	0:15:00	38,458.85	9,614.71	0.00	0.00	1,246.33	311.58
263	09.20 16:00:00	0:15:00	38,042.83	9,510.71	0.00	0.00	1,662.35	415.59



## MAY2020 1450 OWENS EXIST D FOR D 39 FT PROPOSED - P9 Skate Park

DayNum	Date+Time	Duration	ExSF	ExSFHr	NewSF	NewSFHr	SunnySF	SunnySFHr
263	09.20 16:15:00	0:15:00	37,237.92	9,309.48	0.00	0.00	2,467.26	616.81
263	09.20 16:30:00	0:15:00	36,264.71	9,066.18	0.00	0.00	3,440.47	860.12
263	09.20 16:45:00	0:15:00	35,284.28	8,821.07	0.00	0.00	4,420.90	1,105.22
263	09.20 17:00:00	0:15:00	35,415.23	8,853.81	0.00	0.00	4,289.94	1,072.49
263	09.20 17:15:00	0:15:00	36,869.95	9,217.49	0.00	0.00	2,835.23	708.81
263	09.20 17:30:00	0:15:00	38,535.53	9,633.88	0.00	0.00	1,169.65	292.41
263	09.20 17:45:00	0:15:00	38,546.24	9,636.56	0.00	0.00	1,158.94	289.74
263	09.20 18:00:00	0:12:36	37,631.53	7,902.62	0.00	0.00	2,073.64	435.47
263	09.20 18:09:36	0:04:48	35,239.46	2,819.16	0.00	0.00	4,465.71	357.26
270	09.27 08:03:00	0:06:00	31,606.54	3,160.65	1,725.34	172.53	6,373.29	637.33
270	09.27 08:15:00	0:13:12	31,618.99	6,956.18	1,562.51	343.75	6,523.67	1,435.21
270	09.27 08:30:00	0:15:00	31,634.93	7,908.73	1,484.84	371.21	6,585.41	1,646.35
270	09.27 08:45:00	0:15:00	31,743.97	7,935.99	956.78	239.20	7,004.42	1,751.11
270	09.27 09:00:00	0:15:00	32,539.67	8,134.92	798.68	199.67	6,366.82	1,591.71
270	09.27 09:15:00	0:15:00	33,682.93	8,420.73	765.82	191.46	5,256.43	1,314.11
270	09.27 09:30:00	0:15:00	34,472.15	8,618.04	736.19	184.05	4,496.83	1,124.21
270	09.27 09:45:00	0:15:00	34,833.40	8,708.35	715.03	178.76	4,156.74	1,039.19
270	09.27 10:00:00	0:15:00	34,921.78	8,730.45	546.73	136.68	4,236.66	1,059.17
270	09.27 10:15:00	0:15:00	34,921.78	8,730.45	393.62	98.40	4,389.78	1,097.44
270	09.27 10:30:00	0:15:00	34,921.78	8,730.45	260.42	65.11	4,522.97	1,130.74
270	09.27 10:45:00	0:15:00	34,904.11	8,726.03	148.14	37.03	4,652.94	1,163.23
270	09.27 11:00:00	0:15:00	34,329.24	8,582.31	48.30	12.08	5,327.63	1,331.91
270	09.27 11:15:00	0:15:00	33,570.89	8,392.72	0.00	0.00	6,134.29	1,533.57
270	09.27 11:30:00	0:15:00	32,821.75	8,205.44	0.00	0.00	6,883.43	1,720.86
270	09.27 11:45:00	0:15:00	32,042.24	8,010.56	0.00	0.00	7,662.94	1,915.74
270	09.27 12:00:00	0:15:00	31,275.42	7,818.86	0.00	0.00	8,429.76	2,107.44
270	09.27 12:15:00	0:15:00	30,505.37	7,626.34	0.00	0.00	9,199.81	2,299.95
270	09.27 12:30:00	0:15:00	30,306.44	7,576.61	0.00	0.00	9,398.73	2,349.68
270	09.27 12:45:00	0:15:00	31,128.03	7,782.01	0.00	0.00	8,577.14	2,144.29
270	09.27 13:00:00	0:15:00	32,058.17	8,014.54	0.00	0.00	7,647.01	1,911.75
270	09.27 13:15:00	0:15:00	32,958.68	8,239.67	0.00	0.00	6,746.49	1,686.62
270	09.27 13:30:00	0:15:00	33,835.29	8,458.82	0.00	0.00	5,869.88	1,467.47
270	09.27 13:45:00	0:15:00	34,782.61	8,695.65	0.00	0.00	4,922.57	1,230.64
270	09.27 14:00:00	0:15:00	35,760.05	8,940.01	0.00	0.00	3,945.12	986.28
270	09.27 14:15:00	0:15:00	36,796.25	9,199.06	0.00	0.00	2,908.92	727.23
270	09.27 14:30:00	0:15:00	37,781.41	9,445.35	0.00	0.00	1,923.76	480.94
270	09.27 14:45:00	0:15:00	38,415.28	9,603.82	0.00	0.00	1,289.90	322.47
270	09.27 15:00:00	0:15:00	38,546.24	9,636.56	0.00	0.00	1,158.94	289.74
270	09.27 15:15:00	0:15:00	38,546.24	9,636.56	0.00	0.00	1,158.94	289.74
270	09.27 15:30:00	0:15:00	38,534.29	9,633.57	0.00	0.00	1,170.89	292.72
270	09.27 15:45:00	0:15:00	38,239.76	9,559.94	0.00	0.00	1,465.42	366.35
270	09.27 16:00:00	0:15:00	37,530.95	9,382.74	0.00	0.00	2,174.22	543.56
270	09.27 16:15:00	0:15:00	36,601.81	9,150.45	0.00	0.00	3,103.37	775.84
270	09.27 16:30:00	0:15:00	35,532.75	8,883.19	0.00	0.00	4,172.43	1,043.11
270	09.27 16:45:00	0:15:00	35,306.44	8,826.61	0.00	0.00	4,398.74	1,099.69
270	09.27 17:00:00	0:15:00	36,494.50	9,123.63	0.00	0.00	3,210.67	802.67
270	09.27 17:15:00	0:15:00	38,371.71	9,592.93	0.00	0.00	1,333.46	333.37
270	09.27 17:30:00	0:15:00	38,546.24	9,636.56	0.00	0.00	1,158.94	289.74



## MAY2020 1450 OWENS EXIST D FOR D 39 FT PROPOSED - P9 Skate Park

DayNum	Date+Time	Duration	ExSF	ExSFHr	NewSF	NewSFHr	SunnySF	SunnySFHr
270	09.27 17:45:00	0:13:48	38,509.64	8,857.22	0.00	0.00	1,195.54	274.97
270	09.27 17:58:11	0:06:36	35,356.23	3,889.19	0.00	0.00	4,348.95	478.38
277	10.04 08:09:36	0:02:24	32,238.42	1,289.54	1,723.10	68.92	5,743.66	229.75
277	10.04 08:15:00	0:10:12	32,385.06	5,505.46	1,441.52	245.06	5,878.60	999.36
277	10.04 08:30:00	0:15:00	32,039.00	8,009.75	1,499.03	374.76	6,167.15	1,541.79
277	10.04 08:45:00	0:15:00	31,696.92	7,924.23	1,320.77	330.19	6,687.49	1,671.87
277	10.04 09:00:00	0:15:00	32,375.35	8,093.84	991.88	247.97	6,337.94	1,584.49
277	10.04 09:15:00	0:15:00	33,518.61	8,379.65	938.60	234.65	5,247.97	1,311.99
277	10.04 09:30:00	0:15:00	34,383.27	8,595.82	890.80	222.70	4,431.11	1,107.78
277	10.04 09:45:00	0:15:00	34,805.27	8,701.32	858.44	214.61	4,041.47	1,010.37
277	10.04 10:00:00	0:15:00	34,921.78	8,730.45	657.27	164.32	4,126.12	1,031.53
277	10.04 10:15:00	0:15:00	34,921.78	8,730.45	465.57	116.39	4,317.83	1,079.46
277	10.04 10:30:00	0:15:00	34,921.78	8,730.45	301.25	75.31	4,482.14	1,120.54
277	10.04 10:45:00	0:15:00	34,891.66	8,722.91	163.07	40.77	4,650.45	1,162.61
277	10.04 11:00:00	0:15:00	34,282.19	8,570.55	44.07	11.02	5,378.92	1,344.73
277	10.04 11:15:00	0:15:00	33,487.74	8,371.93	0.00	0.00	6,217.44	1,554.36
277	10.04 11:30:00	0:15:00	32,703.74	8,175.94	0.00	0.00	7,001.44	1,750.36
277	10.04 11:45:00	0:15:00	31,890.86	7,972.72	0.00	0.00	7,814.31	1,953.58
277	10.04 12:00:00	0:15:00	31,087.95	7,771.99	0.00	0.00	8,617.23	2,154.31
277	10.04 12:15:00	0:15:00	30,367.69	7,591.92	0.00	0.00	9,337.49	2,334.37
277	10.04 12:30:00	0:15:00	30,521.80	7,630.45	0.00	0.00	9,183.38	2,295.84
277	10.04 12:45:00	0:15:00	31,374.26	7,843.57	0.00	0.00	8,330.92	2,082.73
277	10.04 13:00:00	0:15:00	32,282.49	8,070.62	0.00	0.00	7,422.69	1,855.67
277	10.04 13:15:00	0:15:00	33,257.44	8,314.36	0.00	0.00	6,447.73	1,611.93
277	10.04 13:30:00	0:15:00	34,270.73	8,567.68	0.00	0.00	5,434.44	1,358.61
277	10.04 13:45:00	0:15:00	35,271.83	8,817.96	0.00	0.00	4,433.35	1,108.34
277	10.04 14:00:00	0:15:00	36,297.82	9,074.46	0.00	0.00	3,407.36	851.84
277	10.04 14:15:00	0:15:00	37,353.69	9,338.42	0.00	0.00	2,351.49	587.87
277	10.04 14:30:00	0:15:00	38,194.20	9,548.55	0.00	0.00	1,510.98	377.74
277	10.04 14:45:00	0:15:00	38,529.80	9,632.45	0.00	0.00	1,175.37	293.84
277	10.04 15:00:00	0:15:00	38,546.24	9,636.56	0.00	0.00	1,158.94	289.74
277	10.04 15:15:00	0:15:00	38,546.24	9,636.56	0.00	0.00	1,158.94	289.74
277	10.04 15:30:00	0:15:00	38,406.82	9,601.70	0.00	0.00	1,298.36	324.59
277	10.04 15:45:00	0:15:00	37,820.50	9,455.13	0.00	0.00	1,884.68	471.17
277	10.04 16:00:00	0:15:00	36,954.59	9,238.65	0.00	0.00	2,750.58	687.65
277	10.04 16:15:00	0:15:00	35,884.04	8,971.01	0.00	0.00	3,821.14	955.28
277	10.04 16:30:00	0:15:00	35,313.66	8,828.41	0.00	0.00	4,391.52	1,097.88
277	10.04 16:45:00	0:15:00	36,149.19	9,037.30	0.00	0.00	3,555.99	889.00
277	10.04 17:00:00	0:15:00	37,993.28	9,498.32	0.00	0.00	1,711.89	427.97
277	10.04 17:15:00	0:15:00	38,546.24	9,636.56	0.00	0.00	1,158.94	289.74
277	10.04 17:30:00	0:16:12	38,546.24	10,407.48	0.00	0.00	1,158.94	312.91
277	10.04 17:47:23	0:08:24	35,566.85	4,979.36	0.00	0.00	4,138.32	579.37
284	10.11 08:16:11	0:07:12	33,455.87	4,014.70	1,145.74	137.49	5,103.56	612.43
284	10.11 08:30:00	0:14:24	33,479.52	8,035.09	670.72	160.97	5,554.94	1,333.19
284	10.11 08:45:00	0:15:00	32,163.48	8,040.87	1,400.69	350.17	6,141.01	1,535.25
284	10.11 09:00:00	0:15:00	32,174.69	8,043.67	1,215.21	303.80	6,315.28	1,578.82
284	10.11 09:15:00	0:15:00	33,327.15	8,331.79	1,133.05	283.26	5,244.98	1,311.24
284	10.11 09:30:00	0:15:00	34,265.26	8,566.31	1,062.84	265.71	4,377.08	1,094.27



## MAY2020 1450 OWENS EXIST D FOR D 39 FT PROPOSED - P9 Skate Park

DayNum	Date+Time	Duration	ExSF	ExSFHr	NewSF	NewSFHr	SunnySF	SunnySFHr
284	10.11 09:45:00	0:15:00	34,771.90	8,692.98	1,013.05	253.26	3,920.23	980.06
284	10.11 10:00:00	0:15:00	34,921.78	8,730.45	787.48	196.87	3,995.91	998.98
284	10.11 10:15:00	0:15:00	34,921.78	8,730.45	547.98	136.99	4,235.42	1,058.85
284	10.11 10:30:00	0:15:00	34,921.78	8,730.45	346.81	86.70	4,436.58	1,109.15
284	10.11 10:45:00	0:15:00	34,882.45	8,720.61	179.75	44.94	4,642.98	1,160.74
284	10.11 11:00:00	0:15:00	34,236.38	8,559.09	42.32	10.58	5,426.47	1,356.62
284	10.11 11:15:00	0:15:00	33,411.30	8,352.83	0.00	0.00	6,293.87	1,573.47
284	10.11 11:30:00	0:15:00	32,589.71	8,147.43	0.00	0.00	7,115.46	1,778.87
284	10.11 11:45:00	0:15:00	31,741.98	7,935.50	0.00	0.00	7,963.19	1,990.80
284	10.11 12:00:00	0:15:00	30,903.21	7,725.80	0.00	0.00	8,801.96	2,200.49
284	10.11 12:15:00	0:15:00	30,330.34	7,582.59	0.00	0.00	9,374.83	2,343.71
284	10.11 12:30:00	0:15:00	30,781.47	7,695.37	0.00	0.00	8,923.71	2,230.93
284	10.11 12:45:00	0:15:00	31,777.58	7,944.40	0.00	0.00	7,927.59	1,981.90
284	10.11 13:00:00	0:15:00	32,758.26	8,189.57	0.00	0.00	6,946.91	1,736.73
284	10.11 13:15:00	0:15:00	33,714.05	8,428.51	0.00	0.00	5,991.13	1,497.78
284	10.11 13:30:00	0:15:00	34,728.83	8,682.21	0.00	0.00	4,976.34	1,244.09
284	10.11 13:45:00	0:15:00	35,798.14	8,949.54	0.00	0.00	3,907.03	976.76
284	10.11 14:00:00	0:15:00	36,843.80	9,210.95	0.00	0.00	2,861.37	715.34
284	10.11 14:15:00	0:15:00	37,881.00	9,470.25	0.00	0.00	1,824.18	456.04
284	10.11 14:30:00	0:15:00	38,474.78	9,618.70	0.00	0.00	1,230.39	307.60
284	10.11 14:45:00	0:15:00	38,546.24	9,636.56	0.00	0.00	1,158.94	289.74
284	10.11 15:00:00	0:15:00	38,546.24	9,636.56	0.00	0.00	1,158.94	289.74
284	10.11 15:15:00	0:15:00	38,515.61	9,628.90	0.00	0.00	1,189.56	297.39
284	10.11 15:30:00	0:15:00	38,116.27	9,529.07	0.00	0.00	1,588.90	397.23
284	10.11 15:45:00	0:15:00	37,293.44	9,323.36	0.00	0.00	2,411.74	602.94
284	10.11 16:00:00	0:15:00	36,311.51	9,077.88	0.00	0.00	3,393.66	848.42
284	10.11 16:15:00	0:15:00	35,435.40	8,858.85	0.00	0.00	4,269.78	1,067.44
284	10.11 16:30:00	0:15:00	35,843.71	8,960.93	0.00	0.00	3,861.47	965.37
284	10.11 16:45:00	0:15:00	37,542.15	9,385.54	0.00	0.00	2,163.02	540.76
284	10.11 17:00:00	0:15:00	38,546.24	9,636.56	0.00	0.00	1,158.94	289.74
284	10.11 17:15:00	0:15:00	38,546.24	9,636.56	0.00	0.00	1,158.94	289.74
284	10.11 17:30:00	0:11:24	35,970.93	6,834.48	0.00	0.00	3,734.25	709.51
284	10.11 17:37:12	0:03:36	35,579.30	2,134.76	0.00	0.00	4,125.87	247.55
291	10.18 08:22:48	0:03:36	35,053.73	2,103.22	536.27	32.18	4,115.17	246.91
291	10.18 08:30:00	0:10:48	35,317.64	6,357.18	94.61	17.03	4,292.93	772.73
291	10.18 08:45:00	0:15:00	34,117.12	8,529.28	363.49	90.87	5,224.56	1,306.14
291	10.18 09:00:00	0:15:00	32,611.62	8,152.91	930.64	232.66	6,162.92	1,540.73
291	10.18 09:15:00	0:15:00	33,107.56	8,276.89	1,349.40	337.35	5,248.21	1,312.05
291	10.18 09:30:00	0:15:00	34,136.04	8,534.01	1,250.31	312.58	4,318.82	1,079.71
291	10.18 09:45:00	0:15:00	34,724.35	8,681.09	1,181.10	295.27	3,799.73	949.93
291	10.18 10:00:00	0:15:00	34,919.79	8,729.95	941.84	235.46	3,843.55	960.89
291	10.18 10:15:00	0:15:00	34,921.78	8,730.45	642.83	160.71	4,140.56	1,035.14
291	10.18 10:30:00	0:15:00	34,921.78	8,730.45	399.34	99.84	4,384.05	1,096.01
291	10.18 10:45:00	0:15:00	34,878.21	8,719.55	199.42	49.86	4,627.54	1,156.89
291	10.18 11:00:00	0:15:00	34,200.28	8,550.07	41.83	10.46	5,463.07	1,365.77
291	10.18 11:15:00	0:15:00	33,339.10	8,334.78	0.00	0.00	6,366.07	1,591.52
291	10.18 11:30:00	0:15:00	32,479.92	8,119.98	0.00	0.00	7,225.26	1,806.31
291	10.18 11:45:00	0:15:00	31,595.34	7,898.84	0.00	0.00	8,109.83	2,027.46



## MAY2020 1450 OWENS EXIST D FOR D 39 FT PROPOSED - P9 Skate Park

DayNum	Date+Time	Duration	ExSF	ExSFHr	NewSF	NewSFHr	SunnySF	SunnySFHr
291	10.18 12:00:00	0:15:00	30,731.68	7,682.92	0.00	0.00	8,973.50	2,243.38
291	10.18 12:15:00	0:15:00	30,378.39	7,594.60	0.00	0.00	9,326.78	2,331.70
291	10.18 12:30:00	0:15:00	31,058.07	7,764.52	0.00	0.00	8,647.10	2,161.78
291	10.18 12:45:00	0:15:00	32,111.20	8,027.80	0.00	0.00	7,593.98	1,898.49
291	10.18 13:00:00	0:15:00	33,087.15	8,271.79	0.00	0.00	6,618.03	1,654.51
291	10.18 13:15:00	0:15:00	34,135.55	8,533.89	0.00	0.00	5,569.63	1,392.41
291	10.18 13:30:00	0:15:00	35,204.11	8,801.03	0.00	0.00	4,501.07	1,125.27
291	10.18 13:45:00	0:15:00	36,303.80	9,075.95	0.00	0.00	3,401.38	850.35
291	10.18 14:00:00	0:15:00	37,364.14	9,341.04	0.00	0.00	2,341.03	585.26
291	10.18 14:15:00	0:15:00	38,263.91	9,565.98	0.00	0.00	1,441.27	360.32
291	10.18 14:30:00	0:15:00	38,539.51	9,634.88	0.00	0.00	1,165.66	291.42
291	10.18 14:45:00	0:15:00	38,546.24	9,636.56	0.00	0.00	1,158.94	289.74
291	10.18 15:00:00	0:15:00	38,546.24	9,636.56	0.00	0.00	1,158.94	289.74
291	10.18 15:15:00	0:15:00	38,358.52	9,589.63	0.00	0.00	1,346.66	336.67
291	10.18 15:30:00	0:15:00	37,663.90	9,415.98	0.00	0.00	2,041.28	510.32
291	10.18 15:45:00	0:15:00	36,726.04	9,181.51	0.00	0.00	2,979.13	744.78
291	10.18 16:00:00	0:15:00	35,716.48	8,929.12	0.00	0.00	3,988.69	997.17
291	10.18 16:15:00	0:15:00	35,650.01	8,912.50	0.00	0.00	4,055.17	1,013.79
291	10.18 16:30:00	0:15:00	36,979.24	9,244.81	0.00	0.00	2,725.93	681.48
291	10.18 16:45:00	0:15:00	38,521.59	9,630.40	0.00	0.00	1,183.59	295.90
291	10.18 17:00:00	0:15:00	38,546.24	9,636.56	0.00	0.00	1,158.94	289.74
291	10.18 17:15:00	0:13:12	37,937.02	8,346.14	0.00	0.00	1,768.16	389.00
291	10.18 17:27:00	0:06:00	35,591.00	3,559.10	0.00	0.00	4,114.17	411.42
298	10.25 07:30:00	0:07:48	36,429.27	4,735.81	101.33	13.17	3,174.57	412.69
298	10.25 07:45:00	0:15:00	36,086.20	9,021.55	0.00	0.00	3,618.98	904.74
298	10.25 08:00:00	0:15:00	33,515.87	8,378.97	473.53	118.38	5,715.77	1,428.94
298	10.25 08:15:00	0:15:00	32,985.82	8,246.46	1,451.97	362.99	5,267.38	1,316.85
298	10.25 08:30:00	0:15:00	33,980.94	8,495.23	1,457.95	364.49	4,266.29	1,066.57
298	10.25 08:45:00	0:15:00	34,655.89	8,663.97	1,364.59	341.15	3,684.70	921.18
298	10.25 09:00:00	0:15:00	34,906.84	8,726.71	1,122.84	280.71	3,675.49	918.87
298	10.25 09:15:00	0:15:00	34,921.78	8,730.45	756.86	189.22	4,026.54	1,006.63
298	10.25 09:30:00	0:15:00	34,921.78	8,730.45	461.58	115.40	4,321.81	1,080.45
298	10.25 09:45:00	0:15:00	34,878.71	8,719.68	224.32	56.08	4,602.15	1,150.54
298	10.25 10:00:00	0:15:00	34,189.82	8,547.46	44.81	11.20	5,470.54	1,367.64
298	10.25 10:15:00	0:15:00	33,294.54	8,323.63	0.00	0.00	6,410.64	1,602.66
298	10.25 10:30:00	0:15:00	32,395.02	8,098.76	0.00	0.00	7,310.15	1,827.54
298	10.25 10:45:00	0:15:00	31,465.63	7,866.41	0.00	0.00	8,239.55	2,059.89
298	10.25 11:00:00	0:15:00	30,614.66	7,653.67	0.00	0.00	9,090.51	2,272.63
298	10.25 11:15:00	0:15:00	30,496.90	7,624.23	0.00	0.00	9,208.27	2,302.07
298	10.25 11:30:00	0:15:00	31,338.66	7,834.66	0.00	0.00	8,366.52	2,091.63
298	10.25 11:45:00	0:15:00	32,439.59	8,109.90	0.00	0.00	7,265.59	1,816.40
298	10.25 12:00:00	0:15:00	33,450.14	8,362.54	0.00	0.00	6,255.03	1,563.76
298	10.25 12:15:00	0:15:00	34,560.53	8,640.13	0.00	0.00	5,144.64	1,286.16
298	10.25 12:30:00	0:15:00	35,653.25	8,913.31	0.00	0.00	4,051.93	1,012.98
298	10.25 12:45:00	0:15:00	36,782.56	9,195.64	0.00	0.00	2,922.62	730.65
298	10.25 13:00:00	0:15:00	37,817.01	9,454.25	0.00	0.00	1,888.16	472.04
298	10.25 13:15:00	0:15:00	38,485.49	9,621.37	0.00	0.00	1,219.69	304.92
298	10.25 13:30:00	0:15:00	38,546.24	9,636.56	0.00	0.00	1,158.94	289.74





## MAY2020 1450 OWENS EXIST D FOR D 39 FT PROPOSED - P9 Skate Park

DayNum	Date+Time	Duration	ExSF	ExSFHr	NewSF	NewSFHr	SunnySF	SunnySFHr
298	10.25 13:45:00	0:15:00	38,546.24	9,636.56	0.00	0.00	1,158.94	289.74
298	10.25 14:00:00	0:15:00	38,517.85	9,629.46	0.00	0.00	1,187.32	296.83
298	10.25 14:15:00	0:15:00	38,043.08	9,510.77	0.00	0.00	1,662.10	415.53
298	10.25 14:30:00	0:15:00	37,186.88	9,296.72	0.00	0.00	2,518.30	629.57
298	10.25 14:45:00	0:15:00	36,172.59	9,043.15	0.00	0.00	3,532.59	883.15
298	10.25 15:00:00	0:15:00	35,593.74	8,898.44	0.00	0.00	4,111.43	1,027.86
298	10.25 15:15:00	0:15:00	36,407.86	9,101.97	0.00	0.00	3,297.31	824.33
298	10.25 15:30:00	0:15:00	38,162.08	9,540.52	0.00	0.00	1,543.09	385.77
298	10.25 15:45:00	0:15:00	38,546.24	9,636.56	0.00	0.00	1,158.94	289.74
298	10.25 16:00:00	0:15:00	38,546.24	9,636.56	0.00	0.00	1,158.94	289.74
298	10.25 16:15:00	0:09:00	35,603.95	5,340.59	0.00	0.00	4,101.23	615.18
298	10.25 16:18:00	0:01:48	35,602.21	1,068.07	0.00	0.00	4,102.97	123.09
305	11.01 07:36:35	0:04:12	37,951.21	2,656.58	0.00	0.00	1,753.97	122.78
305	11.01 07:45:00	0:11:24	38,010.71	7,222.04	0.00	0.00	1,694.47	321.95
305	11.01 08:00:00	0:15:00	34,880.70	8,720.18	380.42	95.11	4,444.05	1,111.01
305	11.01 08:15:00	0:15:00	33,739.44	8,434.86	682.67	170.67	5,283.07	1,320.77
305	11.01 08:30:00	0:15:00	33,777.53	8,444.38	1,687.25	421.81	4,240.40	1,060.10
305	11.01 08:45:00	0:15:00	34,559.04	8,639.76	1,563.26	390.82	3,582.88	895.72
305	11.01 09:00:00	0:15:00	34,877.47	8,719.37	1,333.71	333.43	3,494.00	873.50
305	11.01 09:15:00	0:15:00	34,921.78	8,730.45	895.28	223.82	3,888.11	972.03
305	11.01 09:30:00	0:15:00	34,921.78	8,730.45	538.76	134.69	4,244.63	1,061.16
305	11.01 09:45:00	0:15:00	34,892.40	8,723.10	257.93	64.48	4,554.84	1,138.71
305	11.01 10:00:00	0:15:00	34,204.51	8,551.13	51.54	12.88	5,449.13	1,362.28
305	11.01 10:15:00	0:15:00	33,264.41	8,316.10	0.00	0.00	6,440.76	1,610.19
305	11.01 10:30:00	0:15:00	32,329.79	8,082.45	0.00	0.00	7,375.38	1,843.85
305	11.01 10:45:00	0:15:00	31,362.56	7,840.64	0.00	0.00	8,342.62	2,085.65
305	11.01 11:00:00	0:15:00	30,554.41	7,638.60	0.00	0.00	9,150.76	2,287.69
305	11.01 11:15:00	0:15:00	30,643.79	7,660.95	0.00	0.00	9,061.38	2,265.35
305	11.01 11:30:00	0:15:00	31,569.70	7,892.42	0.00	0.00	8,135.48	2,033.87
305	11.01 11:45:00	0:15:00	32,694.03	8,173.51	0.00	0.00	7,011.15	1,752.79
305	11.01 12:00:00	0:15:00	33,790.23	8,447.56	0.00	0.00	5,914.95	1,478.74
305	11.01 12:15:00	0:15:00	34,929.25	8,732.31	0.00	0.00	4,775.92	1,193.98
305	11.01 12:30:00	0:15:00	36,069.27	9,017.32	0.00	0.00	3,635.91	908.98
305	11.01 12:45:00	0:15:00	37,198.33	9,299.58	0.00	0.00	2,506.84	626.71
305	11.01 13:00:00	0:15:00	38,186.98	9,546.74	0.00	0.00	1,518.20	379.55
305	11.01 13:15:00	0:15:00	38,535.53	9,633.88	0.00	0.00	1,169.65	292.41
305	11.01 13:30:00	0:15:00	38,546.24	9,636.56	0.00	0.00	1,158.94	289.74
305	11.01 13:45:00	0:15:00	38,546.24	9,636.56	0.00	0.00	1,158.94	289.74
305	11.01 14:00:00	0:15:00	38,394.37	9,598.59	0.00	0.00	1,310.81	327.70
305	11.01 14:15:00	0:15:00	37,658.92	9,414.73	0.00	0.00	2,046.26	511.56
305	11.01 14:30:00	0:15:00	36,717.08	9,179.27	0.00	0.00	2,988.10	747.02
305	11.01 14:45:00	0:15:00	35,809.60	8,952.40	0.00	0.00	3,895.58	973.90
305	11.01 15:00:00	0:15:00	35,954.25	8,988.56	0.00	0.00	3,750.93	937.73
305	11.01 15:15:00	0:15:00	37,504.56	9,376.14	0.00	0.00	2,200.62	550.15
305	11.01 15:30:00	0:15:00	38,546.24	9,636.56	0.00	0.00	1,158.94	289.74
305	11.01 15:45:00	0:15:00	38,546.24	9,636.56	0.00	0.00	1,158.94	289.74
305	11.01 16:00:00	0:12:36	36,211.43	7,604.40	0.00	0.00	3,493.75	733.69
305	11.01 16:10:12	0:05:24	35,508.60	3,195.77	0.00	0.00	4,196.58	377.69



## MAY2020 1450 OWENS EXIST D FOR D 39 FT PROPOSED - P9 Skate Park

DayNum	Date+Time	Duration	ExSF	ExSFHr	NewSF	NewSFHr	SunnySF	SunnySFHr
312	11.08 07:43:48	0:00:36	38,755.37	387.55	0.00	0.00	949.81	9.50
312	11.08 07:45:00	0:07:48	38,811.88	5,045.55	0.00	0.00	893.29	116.13
312	11.08 08:00:00	0:15:00	38,412.04	9,603.01	0.00	0.00	1,293.13	323.28
312	11.08 08:15:00	0:15:00	34,654.64	8,663.66	381.92	95.48	4,668.62	1,167.16
312	11.08 08:30:00	0:15:00	33,518.86	8,379.71	1,934.72	483.68	4,251.60	1,062.90
312	11.08 08:45:00	0:15:00	34,415.38	8,603.85	1,776.63	444.16	3,513.17	878.29
312	11.08 09:00:00	0:15:00	34,837.38	8,709.35	1,565.50	391.38	3,302.29	825.57
312	11.08 09:15:00	0:15:00	34,921.78	8,730.45	1,066.82	266.71	3,716.57	929.14
312	11.08 09:30:00	0:15:00	34,921.78	8,730.45	637.35	159.34	4,146.04	1,036.51
312	11.08 09:45:00	0:15:00	34,908.09	8,727.02	305.98	76.50	4,491.11	1,122.78
312	11.08 10:00:00	0:15:00	34,251.81	8,562.95	65.23	16.31	5,388.13	1,347.03
312	11.08 10:15:00	0:15:00	33,281.09	8,320.27	0.00	0.00	6,424.08	1,606.02
312	11.08 10:30:00	0:15:00	32,303.65	8,075.91	0.00	0.00	7,401.53	1,850.38
312	11.08 10:45:00	0:15:00	31,296.33	7,824.08	0.00	0.00	8,408.84	2,102.21
312	11.08 11:00:00	0:15:00	30,532.01	7,633.00	0.00	0.00	9,173.17	2,293.29
312	11.08 11:15:00	0:15:00	30,778.48	7,694.62	0.00	0.00	8,926.69	2,231.67
312	11.08 11:30:00	0:15:00	31,773.35	7,943.34	0.00	0.00	7,931.82	1,982.96
312	11.08 11:45:00	0:15:00	32,931.05	8,232.76	0.00	0.00	6,774.13	1,693.53
312	11.08 12:00:00	0:15:00	34,081.27	8,520.32	0.00	0.00	5,623.90	1,405.98
312	11.08 12:15:00	0:15:00	35,248.92	8,812.23	0.00	0.00	4,456.25	1,114.06
312	11.08 12:30:00	0:15:00	36,398.65	9,099.66	0.00	0.00	3,306.52	826.63
312	11.08 12:45:00	0:15:00	37,532.20	9,383.05	0.00	0.00	2,172.98	543.25
312	11.08 13:00:00	0:15:00	38,416.03	9,604.01	0.00	0.00	1,289.15	322.29
312	11.08 13:15:00	0:15:00	38,546.24	9,636.56	0.00	0.00	1,158.94	289.74
312	11.08 13:30:00	0:15:00	38,546.24	9,636.56	0.00	0.00	1,158.94	289.74
312	11.08 13:45:00	0:15:00	38,546.24	9,636.56	0.00	0.00	1,158.94	289.74
312	11.08 14:00:00	0:15:00	38,167.56	9,541.89	0.00	0.00	1,537.62	384.40
312	11.08 14:15:00	0:15:00	37,305.39	9,326.35	0.00	0.00	2,399.79	599.95
312	11.08 14:30:00	0:15:00	36,352.59	9,088.15	0.00	0.00	3,352.58	838.15
312	11.08 14:45:00	0:15:00	35,797.15	8,949.29	0.00	0.00	3,908.03	977.01
312	11.08 15:00:00	0:15:00	36,573.92	9,143.48	0.00	0.00	3,131.25	782.81
312	11.08 15:15:00	0:15:00	38,305.24	9,576.31	0.00	0.00	1,399.94	349.99
312	11.08 15:30:00	0:15:00	38,546.24	9,636.56	0.00	0.00	1,158.94	289.74
312	11.08 15:45:00	0:15:00	38,420.51	9,605.13	0.00	0.00	1,284.67	321.17
312	11.08 16:00:00	0:09:00	35,392.83	5,308.92	0.00	0.00	4,312.35	646.85
312	11.08 16:03:00	0:01:48	35,368.18	1,061.05	0.00	0.00	4,337.00	130.11
319	11.15 07:51:00	0:04:48	39,388.74	3,151.10	0.00	0.00	316.44	25.32
319	11.15 08:00:00	0:12:00	39,552.56	7,910.51	0.00	0.00	152.62	30.52
319	11.15 08:15:00	0:15:00	36,626.46	9,156.61	381.67	95.42	2,697.05	674.26
319	11.15 08:30:00	0:15:00	33,490.97	8,372.74	1,946.92	486.73	4,267.29	1,066.82
319	11.15 08:45:00	0:15:00	34,235.88	8,558.97	1,999.70	499.93	3,469.60	867.40
319	11.15 09:00:00	0:15:00	34,788.59	8,697.15	1,803.26	450.82	3,113.33	778.33
319	11.15 09:15:00	0:15:00	34,921.78	8,730.45	1,276.45	319.11	3,506.94	876.74
319	11.15 09:30:00	0:15:00	34,921.78	8,730.45	762.58	190.65	4,020.81	1,005.20
319	11.15 09:45:00	0:15:00	34,918.05	8,729.51	373.70	93.43	4,413.43	1,103.36
319	11.15 10:00:00	0:15:00	34,345.92	8,586.48	88.88	22.22	5,270.37	1,317.59
319	11.15 10:15:00	0:15:00	33,334.37	8,333.59	0.00	0.00	6,370.80	1,592.70
319	11.15 10:30:00	0:15:00	32,319.09	8,079.77	0.00	0.00	7,386.09	1,846.52



## MAY2020 1450 OWENS EXIST D FOR D 39 FT PROPOSED - P9 Skate Park

DayNum	Date+Time	Duration	ExSF	ExSFHr	NewSF	NewSFHr	SunnySF	SunnySFHr
319	11.15 10:45:00	0:15:00	31,276.91	7,819.23	0.00	0.00	8,428.26	2,107.07
319	11.15 11:00:00	0:15:00	30,560.64	7,640.16	0.00	0.00	9,144.54	2,286.14
319	11.15 11:15:00	0:15:00	30,859.15	7,714.79	0.00	0.00	8,846.03	2,211.51
319	11.15 11:30:00	0:15:00	31,933.19	7,983.30	0.00	0.00	7,771.99	1,943.00
319	11.15 11:45:00	0:15:00	33,101.59	8,275.40	0.00	0.00	6,603.59	1,650.90
319	11.15 12:00:00	0:15:00	34,260.78	8,565.19	0.00	0.00	5,444.40	1,361.10
319	11.15 12:15:00	0:15:00	35,503.12	8,875.78	0.00	0.00	4,202.06	1,050.51
319	11.15 12:30:00	0:15:00	36,675.00	9,168.75	0.00	0.00	3,030.17	757.54
319	11.15 12:45:00	0:15:00	37,795.35	9,448.84	0.00	0.00	1,909.82	477.46
319	11.15 13:00:00	0:15:00	38,497.44	9,624.36	0.00	0.00	1,207.74	301.93
319	11.15 13:15:00	0:15:00	38,546.24	9,636.56	0.00	0.00	1,158.94	289.74
319	11.15 13:30:00	0:15:00	38,546.24	9,636.56	0.00	0.00	1,158.94	289.74
319	11.15 13:45:00	0:15:00	38,512.38	9,628.09	0.00	0.00	1,192.80	298.20
319	11.15 14:00:00	0:15:00	37,925.07	9,481.27	0.00	0.00	1,780.11	445.03
319	11.15 14:15:00	0:15:00	37,002.64	9,250.66	0.00	0.00	2,702.53	675.63
319	11.15 14:30:00	0:15:00	36,141.72	9,035.43	0.00	0.00	3,563.46	890.86
319	11.15 14:45:00	0:15:00	36,035.66	9,008.91	0.00	0.00	3,669.52	917.38
319	11.15 15:00:00	0:15:00	37,371.86	9,342.97	0.00	0.00	2,333.31	583.33
319	11.15 15:15:00	0:15:00	38,543.25	9,635.81	0.00	0.00	1,161.93	290.48
319	11.15 15:30:00	0:15:00	38,546.24	9,636.56	0.00	0.00	1,158.94	289.74
319	11.15 15:45:00	0:13:48	36,516.66	8,398.83	0.00	0.00	3,188.51	733.36
319	11.15 15:57:36	0:06:36	35,286.27	3,881.49	0.00	0.00	4,418.91	486.08
326	11.22 07:57:36	0:01:12	39,684.26	793.69	0.00	0.00	20.91	0.42
326	11.22 08:00:00	0:09:00	39,700.45	5,955.07	0.00	0.00	4.73	0.71
326	11.22 08:15:00	0:15:00	39,543.35	9,885.84	48.80	12.20	113.03	28.26
326	11.22 08:30:00	0:15:00	35,699.55	8,924.89	417.52	104.38	3,588.11	897.03
326	11.22 08:45:00	0:15:00	34,028.24	8,507.06	2,229.99	557.50	3,446.94	861.74
326	11.22 09:00:00	0:15:00	34,702.94	8,675.74	2,022.36	505.59	2,979.88	744.97
326	11.22 09:15:00	0:15:00	34,916.06	8,729.01	1,534.13	383.53	3,254.99	813.75
326	11.22 09:30:00	0:15:00	34,921.78	8,730.45	926.16	231.54	3,857.24	964.31
326	11.22 09:45:00	0:15:00	34,921.78	8,730.45	465.57	116.39	4,317.83	1,079.46
326	11.22 10:00:00	0:15:00	34,460.45	8,615.11	125.48	31.37	5,119.25	1,279.81
326	11.22 10:15:00	0:15:00	33,438.69	8,359.67	1.74	0.44	6,264.74	1,566.19
326	11.22 10:30:00	0:15:00	32,391.04	8,097.76	0.00	0.00	7,314.14	1,828.53
326	11.22 10:45:00	0:15:00	31,311.77	7,827.94	0.00	0.00	8,393.41	2,098.35
326	11.22 11:00:00	0:15:00	30,580.55	7,645.14	0.00	0.00	9,124.62	2,281.16
326	11.22 11:15:00	0:15:00	30,902.97	7,725.74	0.00	0.00	8,802.21	2,200.55
326	11.22 11:30:00	0:15:00	32,001.41	8,000.35	0.00	0.00	7,703.77	1,925.94
326	11.22 11:45:00	0:15:00	33,208.64	8,302.16	0.00	0.00	6,496.53	1,624.13
326	11.22 12:00:00	0:15:00	34,406.67	8,601.67	0.00	0.00	5,298.51	1,324.63
326	11.22 12:15:00	0:15:00	35,679.64	8,919.91	0.00	0.00	4,025.54	1,006.39
326	11.22 12:30:00	0:15:00	36,837.83	9,209.46	0.00	0.00	2,867.35	716.84
326	11.22 12:45:00	0:15:00	37,967.14	9,491.79	0.00	0.00	1,738.04	434.51
326	11.22 13:00:00	0:15:00	38,520.84	9,630.21	0.00	0.00	1,184.33	296.08
326	11.22 13:15:00	0:15:00	38,546.24	9,636.56	0.00	0.00	1,158.94	289.74
326	11.22 13:30:00	0:15:00	38,546.24	9,636.56	0.00	0.00	1,158.94	289.74
326	11.22 13:45:00	0:15:00	38,455.11	9,613.78	0.00	0.00	1,250.06	312.52
326	11.22 14:00:00	0:15:00	37,743.57	9,435.89	0.00	0.00	1,961.61	490.40



## MAY2020 1450 OWENS EXIST D FOR D 39 FT PROPOSED - P9 Skate Park

DayNum	Date+Time	Duration	ExSF	ExSFHr	NewSF	NewSFHr	SunnySF	SunnySFHr
326	11.22 14:15:00	0:15:00	36,803.47	9,200.87	0.00	0.00	2,901.70	725.43
326	11.22 14:30:00	0:15:00	36,064.79	9,016.20	0.00	0.00	3,640.39	910.10
326	11.22 14:45:00	0:15:00	36,349.11	9,087.28	0.00	0.00	3,356.07	839.02
326	11.22 15:00:00	0:15:00	37,863.07	9,465.77	0.00	0.00	1,842.10	460.53
326	11.22 15:15:00	0:15:00	38,546.24	9,636.56	0.00	0.00	1,158.94	289.74
326	11.22 15:30:00	0:15:00	38,546.24	9,636.56	0.00	0.00	1,158.94	289.74
326	11.22 15:45:00	0:12:00	35,519.80	7,103.96	0.00	0.00	4,185.38	837.08
326	11.22 15:54:00	0:04:48	35,265.61	2,821.25	0.00	0.00	4,439.57	355.17
333	11.29 08:04:12	0:05:24	39,705.18	3,573.47	0.00	0.00	0.00	0.00
333	11.29 08:15:00	0:12:36	39,705.18	8,338.09	0.00	0.00	0.00	0.00
333	11.29 08:30:00	0:15:00	37,471.95	9,367.99	92.86	23.22	2,140.37	535.09
333	11.29 08:45:00	0:15:00	33,754.63	8,438.66	2,458.30	614.57	3,492.25	873.06
333	11.29 09:00:00	0:15:00	34,558.79	8,639.70	2,218.79	554.70	2,927.60	731.90
333	11.29 09:15:00	0:15:00	34,880.70	8,720.18	1,809.99	452.50	3,014.49	753.62
333	11.29 09:30:00	0:15:00	34,921.78	8,730.45	1,109.40	277.35	3,674.00	918.50
333	11.29 09:45:00	0:15:00	34,921.78	8,730.45	582.58	145.65	4,200.81	1,050.20
333	11.29 10:00:00	0:15:00	34,591.65	8,647.91	179.01	44.75	4,934.52	1,233.63
333	11.29 10:15:00	0:15:00	33,593.55	8,398.39	9.71	2.43	6,101.92	1,525.48
333	11.29 10:30:00	0:15:00	32,524.98	8,131.25	0.00	0.00	7,180.19	1,795.05
333	11.29 10:45:00	0:15:00	31,407.87	7,851.97	0.00	0.00	8,297.31	2,074.33
333	11.29 11:00:00	0:15:00	30,633.83	7,658.46	0.00	0.00	9,071.34	2,267.84
333	11.29 11:15:00	0:15:00	30,897.24	7,724.31	0.00	0.00	8,807.94	2,201.98
333	11.29 11:30:00	0:15:00	31,973.27	7,993.32	0.00	0.00	7,731.90	1,932.98
333	11.29 11:45:00	0:15:00	33,135.45	8,283.86	0.00	0.00	6,569.73	1,642.43
333	11.29 12:00:00	0:15:00	34,306.09	8,576.52	0.00	0.00	5,399.09	1,349.77
333	11.29 12:15:00	0:15:00	35,672.67	8,918.17	0.00	0.00	4,032.51	1,008.13
333	11.29 12:30:00	0:15:00	36,919.99	9,230.00	0.00	0.00	2,785.19	696.30
333	11.29 12:45:00	0:15:00	38,045.81	9,511.45	0.00	0.00	1,659.36	414.84
333	11.29 13:00:00	0:15:00	38,531.05	9,632.76	0.00	0.00	1,174.13	293.53
333	11.29 13:15:00	0:15:00	38,546.24	9,636.56	0.00	0.00	1,158.94	289.74
333	11.29 13:30:00	0:15:00	38,546.24	9,636.56	0.00	0.00	1,158.94	289.74
333	11.29 13:45:00	0:15:00	38,409.06	9,602.26	0.00	0.00	1,296.12	324.03
333	11.29 14:00:00	0:15:00	37,637.51	9,409.38	0.00	0.00	2,067.67	516.92
333	11.29 14:15:00	0:15:00	36,719.07	9,179.77	0.00	0.00	2,986.10	746.53
333	11.29 14:30:00	0:15:00	36,086.20	9,021.55	0.00	0.00	3,618.98	904.74
333	11.29 14:45:00	0:15:00	36,595.34	9,148.83	0.00	0.00	3,109.84	777.46
333	11.29 15:00:00	0:15:00	38,151.13	9,537.78	0.00	0.00	1,554.05	388.51
333	11.29 15:15:00	0:15:00	38,546.24	9,636.56	0.00	0.00	1,158.94	289.74
333	11.29 15:30:00	0:15:00	38,525.82	9,631.46	0.00	0.00	1,179.35	294.84
333	11.29 15:45:00	0:10:48	35,444.61	6,380.03	0.00	0.00	4,260.56	766.90
333	11.29 15:51:36	0:03:00	35,150.33	1,757.52	0.00	0.00	4,554.84	227.74
340	12.06 08:10:12	0:02:24	39,705.18	1,588.21	0.00	0.00	0.00	0.00
340	12.06 08:15:00	0:10:12	39,705.18	6,749.88	0.00	0.00	0.00	0.00
340	12.06 08:30:00	0:15:00	39,554.55	9,888.64	0.00	0.00	150.63	37.66
340	12.06 08:45:00	0:15:00	34,936.47	8,734.12	1,504.26	376.06	3,264.45	816.11
340	12.06 09:00:00	0:15:00	34,380.28	8,595.07	2,387.84	596.96	2,937.06	734.26
340	12.06 09:15:00	0:15:00	34,842.61	8,710.65	2,064.93	516.23	2,797.64	699.41
340	12.06 09:30:00	0:15:00	34,921.78	8,730.45	1,334.21	333.55	3,449.18	862.30



## MAY2020 1450 OWENS EXIST D FOR D 39 FT PROPOSED - P9 Skate Park

DayNum	Date+Time	Duration	ExSF	ExSFHr	NewSF	NewSFHr	SunnySF	SunnySFHr
340	12.06 09:45:00	0:15:00	34,921.78	8,730.45	723.25	180.81	4,060.15	1,015.04
340	12.06 10:00:00	0:15:00	34,731.32	8,682.83	255.69	63.92	4,718.16	1,179.54
340	12.06 10:15:00	0:15:00	33,790.48	8,447.62	27.64	6.91	5,887.06	1,471.77
340	12.06 10:30:00	0:15:00	32,691.04	8,172.76	0.00	0.00	7,014.13	1,753.53
340	12.06 10:45:00	0:15:00	31,559.24	7,889.81	0.00	0.00	8,145.93	2,036.48
340	12.06 11:00:00	0:15:00	30,698.81	7,674.70	0.00	0.00	9,006.36	2,251.59
340	12.06 11:15:00	0:15:00	30,848.94	7,712.24	0.00	0.00	8,856.24	2,214.06
340	12.06 11:30:00	0:15:00	31,879.91	7,969.98	0.00	0.00	7,825.27	1,956.32
340	12.06 11:45:00	0:15:00	33,161.34	8,290.34	0.00	0.00	6,543.84	1,635.96
340	12.06 12:00:00	0:15:00	34,466.17	8,616.54	0.00	0.00	5,239.00	1,309.75
340	12.06 12:15:00	0:15:00	35,729.68	8,932.42	0.00	0.00	3,975.50	993.87
340	12.06 12:30:00	0:15:00	36,890.86	9,222.71	0.00	0.00	2,814.32	703.58
340	12.06 12:45:00	0:15:00	38,027.89	9,506.97	0.00	0.00	1,677.29	419.32
340	12.06 13:00:00	0:15:00	38,532.29	9,633.07	0.00	0.00	1,172.88	293.22
340	12.06 13:15:00	0:15:00	38,546.24	9,636.56	0.00	0.00	1,158.94	289.74
340	12.06 13:30:00	0:15:00	38,546.24	9,636.56	0.00	0.00	1,158.94	289.74
340	12.06 13:45:00	0:15:00	38,405.82	9,601.46	0.00	0.00	1,299.36	324.84
340	12.06 14:00:00	0:15:00	37,621.33	9,405.33	0.00	0.00	2,083.85	520.96
340	12.06 14:15:00	0:15:00	36,720.81	9,180.20	0.00	0.00	2,984.36	746.09
340	12.06 14:30:00	0:15:00	36,137.73	9,034.43	0.00	0.00	3,567.44	891.86
340	12.06 14:45:00	0:15:00	36,709.11	9,177.28	0.00	0.00	2,996.06	749.02
340	12.06 15:00:00	0:15:00	38,253.95	9,563.49	0.00	0.00	1,451.23	362.81
340	12.06 15:15:00	0:15:00	38,546.98	9,636.75	0.00	0.00	1,158.19	289.55
340	12.06 15:30:00	0:15:00	38,437.94	9,609.48	0.00	0.00	1,267.24	316.81
340	12.06 15:45:00	0:10:12	35,453.33	6,027.07	0.00	0.00	4,251.85	722.81
340	12.06 15:51:00	0:03:00	35,054.48	1,752.72	0.00	0.00	4,650.69	232.54
347	12.13 08:15:36	0:07:12	39,705.18	4,764.62	0.00	0.00	0.00	0.00
347	12.13 08:30:00	0:15:00	39,705.18	9,926.29	0.00	0.00	0.00	0.00
347	12.13 08:45:00	0:15:00	37,418.42	9,354.60	9.21	2.30	2,277.55	569.39
347	12.13 09:00:00	0:15:00	34,187.58	8,546.90	2,528.75	632.19	2,988.84	747.21
347	12.13 09:15:00	0:15:00	34,776.63	8,694.16	2,269.83	567.46	2,658.71	664.68
347	12.13 09:30:00	0:15:00	34,921.78	8,730.45	1,563.76	390.94	3,219.64	804.91
347	12.13 09:45:00	0:15:00	34,921.78	8,730.45	883.58	220.90	3,899.81	974.95
347	12.13 10:00:00	0:15:00	34,851.57	8,712.89	358.76	89.69	4,494.84	1,123.71
347	12.13 10:15:00	0:15:00	34,021.77	8,505.44	60.25	15.06	5,623.16	1,405.79
347	12.13 10:30:00	0:15:00	32,916.11	8,229.03	0.00	0.00	6,789.07	1,697.27
347	12.13 10:45:00	0:15:00	31,774.10	7,943.53	0.00	0.00	7,931.08	1,982.77
347	12.13 11:00:00	0:15:00	30,796.16	7,699.04	0.00	0.00	8,909.02	2,227.25
347	12.13 11:15:00	0:15:00	30,751.10	7,687.77	0.00	0.00	8,954.08	2,238.52
347	12.13 11:30:00	0:15:00	31,672.27	7,918.07	0.00	0.00	8,032.90	2,008.23
347	12.13 11:45:00	0:15:00	32,970.38	8,242.60	0.00	0.00	6,734.79	1,683.70
347	12.13 12:00:00	0:15:00	34,221.69	8,555.42	0.00	0.00	5,483.49	1,370.87
347	12.13 12:15:00	0:15:00	35,538.22	8,884.56	0.00	0.00	4,166.95	1,041.74
347	12.13 12:30:00	0:15:00	36,748.70	9,187.17	0.00	0.00	2,956.48	739.12
347	12.13 12:45:00	0:15:00	37,909.63	9,477.41	0.00	0.00	1,795.55	448.89
347	12.13 13:00:00	0:15:00	38,522.83	9,630.71	0.00	0.00	1,182.34	295.59
347	12.13 13:15:00	0:15:00	38,546.24	9,636.56	0.00	0.00	1,158.94	289.74
347	12.13 13:30:00	0:15:00	38,546.24	9,636.56	0.00	0.00	1,158.94	289.74



## MAY2020 1450 OWENS EXIST D FOR D 39 FT PROPOSED - P9 Skate Park

DayNum	Date+Time	Duration	ExSF	ExSFHr	NewSF	NewSFHr	SunnySF	SunnySFHr
347	12.13 13:45:00	0:15:00	38,454.12	9,613.53	0.00	0.00	1,251.06	312.76
347	12.13 14:00:00	0:15:00	37,708.46	9,427.12	0.00	0.00	1,996.71	499.18
347	12.13 14:15:00	0:15:00	36,802.48	9,200.62	0.00	0.00	2,902.70	725.68
347	12.13 14:30:00	0:15:00	36,199.98	9,049.99	0.00	0.00	3,505.20	876.30
347	12.13 14:45:00	0:15:00	36,665.05	9,166.26	0.00	0.00	3,040.13	760.03
347	12.13 15:00:00	0:15:00	38,177.27	9,544.32	0.00	0.00	1,527.91	381.98
347	12.13 15:15:00	0:15:00	38,546.24	9,636.56	0.00	0.00	1,158.94	289.74
347	12.13 15:30:00	0:15:00	38,502.17	9,625.54	0.00	0.00	1,203.01	300.75
347	12.13 15:45:00	0:10:48	35,466.27	6,383.93	0.00	0.00	4,238.90	763.00
347	12.13 15:52:11	0:03:36	34,898.13	2,093.89	0.00	0.00	4,807.05	288.42
354	12.20 08:19:48	0:04:48	39,705.18	3,176.41	0.00	0.00	0.00	0.00
354	12.20 08:30:00	0:12:36	39,705.18	8,338.09	0.00	0.00	0.00	0.00
354	12.20 08:45:00	0:15:00	37,748.80	9,437.20	137.68	34.42	1,818.70	454.68
354	12.20 09:00:00	0:15:00	33,971.48	8,492.87	2,632.32	658.08	3,101.38	775.34
354	12.20 09:15:00	0:15:00	34,676.30	8,669.08	2,389.83	597.46	2,639.05	659.76
354	12.20 09:30:00	0:15:00	34,911.57	8,727.89	1,775.63	443.91	3,017.97	754.49
354	12.20 09:45:00	0:15:00	34,921.78	8,730.45	1,041.18	260.29	3,742.22	935.55
354	12.20 10:00:00	0:15:00	34,907.59	8,726.90	474.28	118.57	4,323.30	1,080.83
354	12.20 10:15:00	0:15:00	34,271.48	8,567.87	104.57	26.14	5,329.13	1,332.28
354	12.20 10:30:00	0:15:00	33,164.33	8,291.08	0.00	0.00	6,540.85	1,635.21
354	12.20 10:45:00	0:15:00	32,020.33	8,005.08	0.00	0.00	7,684.85	1,921.21
354	12.20 11:00:00	0:15:00	30,962.72	7,740.68	0.00	0.00	8,742.46	2,185.62
354	12.20 11:15:00	0:15:00	30,672.17	7,668.04	0.00	0.00	9,033.00	2,258.25
354	12.20 11:30:00	0:15:00	31,424.30	7,856.08	0.00	0.00	8,280.87	2,070.22
354	12.20 11:45:00	0:15:00	32,701.50	8,175.38	0.00	0.00	7,003.68	1,750.92
354	12.20 12:00:00	0:15:00	33,963.51	8,490.88	0.00	0.00	5,741.67	1,435.42
354	12.20 12:15:00	0:15:00	35,310.42	8,827.61	0.00	0.00	4,394.76	1,098.69
354	12.20 12:30:00	0:15:00	36,524.13	9,131.03	0.00	0.00	3,181.05	795.26
354	12.20 12:45:00	0:15:00	37,704.23	9,426.06	0.00	0.00	2,000.94	500.24
354	12.20 13:00:00	0:15:00	38,501.42	9,625.36	0.00	0.00	1,203.75	300.94
354	12.20 13:15:00	0:15:00	38,546.24	9,636.56	0.00	0.00	1,158.94	289.74
354	12.20 13:30:00	0:15:00	38,546.24	9,636.56	0.00	0.00	1,158.94	289.74
354	12.20 13:45:00	0:15:00	38,518.10	9,629.53	0.00	0.00	1,187.07	296.77
354	12.20 14:00:00	0:15:00	37,851.37	9,462.84	0.00	0.00	1,853.80	463.45
354	12.20 14:15:00	0:15:00	36,945.38	9,236.35	0.00	0.00	2,759.79	689.95
354	12.20 14:30:00	0:15:00	36,275.41	9,068.85	0.00	0.00	3,429.76	857.44
354	12.20 14:45:00	0:15:00	36,505.46	9,126.36	0.00	0.00	3,199.72	799.93
354	12.20 15:00:00	0:15:00	37,955.44	9,488.86	0.00	0.00	1,749.74	437.43
354	12.20 15:15:00	0:15:00	38,546.24	9,636.56	0.00	0.00	1,158.94	289.74
354	12.20 15:30:00	0:15:00	38,546.24	9,636.56	0.00	0.00	1,158.94	289.74
354	12.20 15:45:00	0:12:36	35,535.48	7,462.45	0.00	0.00	4,169.69	875.64
354	12.20 15:54:36	0:04:48	34,923.77	2,793.90	0.00	0.00	4,781.40	382.51
			39,986,210.30	9,618,377.01	134,687.63	32,016.92	5,381,232.55	1,293,543.40





1450 Owens Street UPDATED  
Upper Proposed Only Scenario  
Exhibit B.5  
Quantitative Results  
Ballpark



**\_MAY2020 1450 OWENS E AND D FOR D 39 FT EXIST UPPER ONLY PROPOSED - Ballpark**

**Summary of Results**

FastCast Annualized Net New Shadow	42,557,756.40 Sq ft hrs
Theoretical Annual Available Sunlight (TAAS), based on City's TAAS Factor	316,433,176.27 Sq ft hrs
<b>Annual Shadow Increase as a Percentage of TAAS</b>	<b>13.44921%</b>

Ballpark Area	85,030.68 GIS
---------------	---------------



\_MAY2020 1450 OWENS E AND D FOR D 39 FT EXIST UPPER ONLY PROPOSED - Ballpark

Date+Time	Date	Mirror Date	Duration	Total Duration	ExSF	ExSFHr	NewSF	NewSFHr	NewSFHr/Day
06.21 09:45:00	21-Jun	No Mirror	0:15:00		0.00	0.00	330.05	82.51	
06.21 10:00:00			0:15:00		0.00	0.00	905.08	226.27	
06.21 10:15:00			0:15:00		0.00	0.00	1,535.49	383.87	
06.21 10:30:00			0:15:00		0.00	0.00	2,069.36	517.34	
06.21 10:45:00			0:15:00		0.00	0.00	2,641.40	660.35	
06.21 11:00:00			0:15:00		0.00	0.00	3,049.78	762.45	
06.21 11:15:00			0:15:00		0.00	0.00	3,539.74	884.94	
06.21 11:30:00			0:15:00		0.00	0.00	3,820.65	955.16	
06.21 11:45:00			0:15:00		0.00	0.00	4,244.25	1,061.06	
06.21 12:00:00			0:15:00		1.25	0.31	4,386.95	1,096.74	
06.21 12:15:00			0:15:00		22.95	5.74	4,754.42	1,188.60	
06.21 12:30:00			0:15:00		10.73	2.68	4,655.88	1,163.97	
06.21 12:45:00			0:15:00		33.93	8.48	4,807.06	1,201.76	
06.21 13:00:00			0:15:00		10.23	2.56	4,643.15	1,160.79	
06.21 13:15:00			0:15:00		19.96	4.99	4,778.37	1,194.59	
06.21 13:30:00			0:15:00		0.50	0.13	4,506.19	1,126.55	
06.21 13:45:00			0:15:00		0.25	0.06	4,542.62	1,135.65	
06.21 14:00:00			0:15:00		0.00	0.00	4,147.70	1,036.93	
06.21 14:15:00			0:15:00		0.00	0.00	4,044.17	1,011.04	
06.21 14:30:00			0:15:00		0.00	0.00	3,560.70	890.18	
06.21 14:45:00			0:15:00		0.00	0.00	3,282.54	820.64	
06.21 15:00:00			0:15:00		0.00	0.00	2,691.54	672.89	
06.21 15:15:00			0:15:00		1.00	0.25	2,224.28	556.07	
06.21 15:30:00			0:15:00		95.05	23.76	1,507.30	376.83	
06.21 15:45:00			0:15:00		408.38	102.10	844.46	211.12	
06.21 16:00:00			0:15:00	6:30:00	901.84	225.46	13.72	3.43	20,381.72
06.28 09:45:00	28-Jun	14-Jun	0:15:00		0.00	0.00	332.79	83.20	
06.28 10:00:00			0:15:00		0.00	0.00	914.56	228.64	
06.28 10:15:00			0:15:00		0.00	0.00	1,550.71	387.68	
06.28 10:30:00			0:15:00		0.00	0.00	2,092.81	523.20	
06.28 10:45:00			0:15:00		0.00	0.00	2,673.33	668.33	
06.28 11:00:00			0:15:00		0.00	0.00	3,087.20	771.80	
06.28 11:15:00			0:15:00		0.00	0.00	3,579.66	894.92	
06.28 11:30:00			0:15:00		0.00	0.00	3,868.55	967.14	
06.28 11:45:00			0:15:00		1.50	0.37	4,293.65	1,073.41	
06.28 12:00:00			0:15:00		4.24	1.06	4,445.82	1,111.46	
06.28 12:15:00			0:15:00		31.18	7.80	4,805.56	1,201.39	
06.28 12:30:00			0:15:00		18.71	4.68	4,726.98	1,181.74	
06.28 12:45:00			0:15:00		47.40	11.85	4,877.91	1,219.48	
06.28 13:00:00			0:15:00		18.46	4.62	4,716.75	1,179.19	
06.28 13:15:00			0:15:00		31.68	7.92	4,835.50	1,208.87	
06.28 13:30:00			0:15:00		2.99	0.75	4,622.20	1,155.55	
06.28 13:45:00			0:15:00		2.99	0.75	4,642.66	1,160.66	
06.28 14:00:00			0:15:00		0.00	0.00	4,257.47	1,064.37	
06.28 14:15:00			0:15:00		0.00	0.00	4,163.17	1,040.79	
06.28 14:30:00			0:15:00		0.00	0.00	3,685.68	921.42	
06.28 14:45:00			0:15:00		0.00	0.00	3,421.99	855.50	
06.28 15:00:00			0:15:00		0.00	0.00	2,834.99	708.75	
06.28 15:15:00			0:15:00		0.25	0.06	2,376.96	594.24	
06.28 15:30:00			0:15:00		82.82	20.71	1,665.22	416.31	
06.28 15:45:00			0:15:00		386.93	96.73	1,011.85	252.96	
06.28 16:00:00			0:15:00	6:30:00	863.42	215.86	163.65	40.91	20,911.91
07.05 09:45:00	5-Jul	7-Jun	0:15:00		0.00	0.00	476.99	119.25	

07.05 10:00:00			0:15:00	0.00	0.00	1,081.96	270.49		
07.05 10:15:00			0:15:00	0.00	0.00	1,739.56	434.89		
07.05 10:30:00			0:15:00	0.00	0.00	2,290.89	572.72		
07.05 10:45:00			0:15:00	0.00	0.00	2,877.40	719.35		
07.05 11:00:00			0:15:00	0.00	0.00	3,299.50	824.88		
07.05 11:15:00			0:15:00	0.00	0.00	3,800.19	950.05		
07.05 11:30:00			0:15:00	0.25	0.06	4,096.06	1,024.02		
07.05 11:45:00			0:15:00	21.46	5.36	4,507.44	1,126.86		
07.05 12:00:00			0:15:00	28.69	7.17	4,663.36	1,165.84		
07.05 12:15:00			0:15:00	78.58	19.65	5,010.13	1,252.53		
07.05 12:30:00			0:15:00	59.37	14.84	4,951.00	1,237.75		
07.05 12:45:00			0:15:00	105.53	26.38	5,075.49	1,268.87		
07.05 13:00:00			0:15:00	58.88	14.72	4,938.28	1,234.57		
07.05 13:15:00			0:15:00	82.33	20.58	5,081.23	1,270.31		
07.05 13:30:00			0:15:00	27.19	6.80	4,854.95	1,213.74		
07.05 13:45:00			0:15:00	28.69	7.17	4,902.35	1,225.59		
07.05 14:00:00			0:15:00	0.00	0.00	4,560.83	1,140.21		
07.05 14:15:00			0:15:00	0.00	0.00	4,467.03	1,116.76		
07.05 14:30:00			0:15:00	0.00	0.00	3,999.52	999.88		
07.05 14:45:00			0:15:00	0.00	0.00	3,745.06	936.27		
07.05 15:00:00			0:15:00	0.00	0.00	3,170.28	792.57		
07.05 15:15:00			0:15:00	0.00	0.00	2,725.72	681.43		
07.05 15:30:00			0:15:00	79.33	19.83	2,016.22	504.06		
07.05 15:45:00			0:15:00	377.70	94.43	1,367.60	341.90		
07.05 16:00:00			0:15:00	6:30:00	860.68	215.17	499.69	124.92	22,549.68
07.12 09:30:00	12-Jul	31-May	0:15:00	0.00	0.00	134.22	33.55		
07.12 09:45:00			0:15:00	0.00	0.00	776.35	194.09		
07.12 10:00:00			0:15:00	0.00	0.00	1,416.25	354.06		
07.12 10:15:00			0:15:00	0.00	0.00	2,107.28	526.82		
07.12 10:30:00			0:15:00	0.00	0.00	2,663.60	665.90		
07.12 10:45:00			0:15:00	0.00	0.00	3,261.83	815.46		
07.12 11:00:00			0:15:00	0.00	0.00	3,689.43	922.36		
07.12 11:15:00			0:15:00	11.98	2.99	4,189.62	1,047.40		
07.12 11:30:00			0:15:00	36.42	9.11	4,465.53	1,116.38		
07.12 11:45:00			0:15:00	107.27	26.82	4,837.24	1,209.31		
07.12 12:00:00			0:15:00	121.24	30.31	4,992.16	1,248.04		
07.12 12:15:00			0:15:00	193.84	48.46	5,335.93	1,333.98		
07.12 12:30:00			0:15:00	171.14	42.78	5,281.80	1,320.45		
07.12 12:45:00			0:15:00	222.78	55.69	5,402.79	1,350.70		
07.12 13:00:00			0:15:00	170.64	42.66	5,273.57	1,318.39		
07.12 13:15:00			0:15:00	198.33	49.58	5,397.06	1,349.26		
07.12 13:30:00			0:15:00	121.74	30.44	5,220.43	1,305.11		
07.12 13:45:00			0:15:00	123.49	30.87	5,278.56	1,319.64		
07.12 14:00:00			0:15:00	37.42	9.36	4,993.41	1,248.35		
07.12 14:15:00			0:15:00	22.95	5.74	4,940.52	1,235.13		
07.12 14:30:00			0:15:00	0.00	0.00	4,496.47	1,124.12		
07.12 14:45:00			0:15:00	0.00	0.00	4,259.22	1,064.80		
07.12 15:00:00			0:15:00	0.00	0.00	3,696.16	924.04		
07.12 15:15:00			0:15:00	0.00	0.00	3,270.07	817.52		
07.12 15:30:00			0:15:00	82.08	20.52	2,563.31	640.83		
07.12 15:45:00			0:15:00	396.16	99.04	1,914.44	478.61		
07.12 16:00:00			0:15:00	894.60	223.65	1,016.35	254.09		
07.12 16:15:00			0:15:00	7:00:00	1,542.73	385.68	211.05	52.76	25,271.16
07.19 09:30:00	19-Jul	24-May	0:15:00	0.00	0.00	528.38	132.10		
07.19 09:45:00			0:15:00	0.00	0.00	1,260.83	315.21		
07.19 10:00:00			0:15:00	0.00	0.00	1,950.36	487.59		

07.19 10:15:00			0:15:00	0.00	0.00	2,657.12	664.28		
07.19 10:30:00			0:15:00	0.00	0.00	3,224.16	806.04		
07.19 10:45:00			0:15:00	2.99	0.75	3,827.88	956.97		
07.19 11:00:00			0:15:00	38.67	9.67	4,227.29	1,056.82		
07.19 11:15:00			0:15:00	138.71	34.68	4,649.14	1,162.29		
07.19 11:30:00			0:15:00	189.60	47.40	4,905.60	1,226.40		
07.19 11:45:00			0:15:00	277.91	69.48	5,266.83	1,316.71		
07.19 12:00:00			0:15:00	291.38	72.85	5,433.23	1,358.31		
07.19 12:15:00			0:15:00	361.23	90.31	5,777.75	1,444.44		
07.19 12:30:00			0:15:00	338.78	84.70	5,729.35	1,432.34		
07.19 12:45:00			0:15:00	387.43	96.86	5,840.61	1,460.15		
07.19 13:00:00			0:15:00	337.29	84.32	5,732.34	1,433.09		
07.19 13:15:00			0:15:00	364.48	91.12	5,869.05	1,467.26		
07.19 13:30:00			0:15:00	287.89	71.97	5,712.89	1,428.22		
07.19 13:45:00			0:15:00	290.38	72.60	5,755.55	1,438.89		
07.19 14:00:00			0:15:00	189.85	47.46	5,513.81	1,378.45		
07.19 14:15:00			0:15:00	161.91	40.48	5,476.89	1,369.22		
07.19 14:30:00			0:15:00	49.40	12.35	5,147.83	1,286.96		
07.19 14:45:00			0:15:00	14.97	3.74	4,952.25	1,238.06		
07.19 15:00:00			0:15:00	0.00	0.00	4,413.39	1,103.35		
07.19 15:15:00			0:15:00	1.00	0.25	4,008.25	1,002.06		
07.19 15:30:00			0:15:00	105.78	26.44	3,313.22	828.31		
07.19 15:45:00			0:15:00	455.78	113.95	2,638.16	659.54		
07.19 16:00:00			0:15:00	982.92	245.73	1,713.87	428.47		
07.19 16:15:00			0:15:00	7:00:00	1,664.22	416.06	870.90	217.73	29,099.23
07.26 09:15:00	26-Jul	17-May	0:15:00	0.00	0.00	407.89	101.97		
07.26 09:30:00			0:15:00	0.00	0.00	1,137.84	284.46		
07.26 09:45:00			0:15:00	0.00	0.00	1,958.60	489.65		
07.26 10:00:00			0:15:00	0.00	0.00	2,669.34	667.34		
07.26 10:15:00			0:15:00	0.00	0.00	3,390.56	847.64		
07.26 10:30:00			0:15:00	35.92	8.98	3,927.67	981.92		
07.26 10:45:00			0:15:00	163.90	40.98	4,420.88	1,105.22		
07.26 11:00:00			0:15:00	252.96	63.24	4,778.12	1,194.53		
07.26 11:15:00			0:15:00	369.72	92.43	5,189.25	1,297.31		
07.26 11:30:00			0:15:00	416.12	104.03	5,453.93	1,363.48		
07.26 11:45:00			0:15:00	502.68	125.67	5,826.89	1,456.72		
07.26 12:00:00			0:15:00	512.16	128.04	6,016.99	1,504.25		
07.26 12:15:00			0:15:00	576.53	144.13	6,377.48	1,594.37		
07.26 12:30:00			0:15:00	552.58	138.15	6,313.11	1,578.28		
07.26 12:45:00			0:15:00	599.73	149.93	6,421.63	1,605.41		
07.26 13:00:00			0:15:00	549.59	137.40	6,328.83	1,582.21		
07.26 13:15:00			0:15:00	575.53	143.88	6,463.04	1,615.76		
07.26 13:30:00			0:15:00	501.19	125.30	6,321.10	1,580.27		
07.26 13:45:00			0:15:00	504.43	126.11	6,379.97	1,594.99		
07.26 14:00:00			0:15:00	406.39	101.60	6,159.44	1,539.86		
07.26 14:15:00			0:15:00	379.45	94.86	6,135.24	1,533.81		
07.26 14:30:00			0:15:00	257.45	64.36	5,823.65	1,455.91		
07.26 14:45:00			0:15:00	194.84	48.71	5,678.46	1,419.62		
07.26 15:00:00			0:15:00	57.88	14.47	5,279.80	1,319.95		
07.26 15:15:00			0:15:00	12.22	3.06	4,941.77	1,235.44		
07.26 15:30:00			0:15:00	153.43	38.36	4,248.24	1,062.06		
07.26 15:45:00			0:15:00	554.82	138.71	3,550.97	887.74		
07.26 16:00:00			0:15:00	1,130.10	282.53	2,608.22	652.06		
07.26 16:15:00			0:15:00	1,824.63	456.16	1,729.08	432.27		
07.26 16:30:00			0:15:00	2,587.26	646.82	715.73	178.93		
07.26 16:45:00			0:15:00	7:45:00	3,441.95	860.49	1.00	0.25	34,163.68

08.02 09:00:00	2-Aug	10-May	0:15:00	0.00	0.00	329.30	82.33	
08.02 09:15:00			0:15:00	0.00	0.00	1,151.81	287.95	
08.02 09:30:00			0:15:00	0.00	0.00	2,005.25	501.31	
08.02 09:45:00			0:15:00	0.00	0.00	2,858.94	714.73	
08.02 10:00:00			0:15:00	30.44	7.61	3,552.22	888.05	
08.02 10:15:00			0:15:00	187.85	46.96	4,130.74	1,032.69	
08.02 10:30:00			0:15:00	313.34	78.33	4,589.52	1,147.38	
08.02 10:45:00			0:15:00	455.53	113.88	5,082.22	1,270.56	
08.02 11:00:00			0:15:00	541.10	135.28	5,439.96	1,359.99	
08.02 11:15:00			0:15:00	655.86	163.97	5,868.31	1,467.08	
08.02 11:30:00			0:15:00	696.77	174.19	6,139.73	1,534.93	
08.02 11:45:00			0:15:00	776.60	194.15	6,533.40	1,633.35	
08.02 12:00:00			0:15:00	782.34	195.59	6,745.94	1,686.49	
08.02 12:15:00			0:15:00	841.47	210.37	7,119.15	1,779.79	
08.02 12:30:00			0:15:00	814.77	203.69	7,033.34	1,758.33	
08.02 12:45:00			0:15:00	856.18	214.05	7,146.35	1,786.59	
08.02 13:00:00			0:15:00	812.28	203.07	7,066.02	1,766.50	
08.02 13:15:00			0:15:00	832.73	208.18	7,206.72	1,801.68	
08.02 13:30:00			0:15:00	762.88	190.72	7,077.74	1,769.44	
08.02 13:45:00			0:15:00	761.88	190.47	7,167.05	1,791.76	
08.02 14:00:00			0:15:00	669.08	167.27	6,946.02	1,736.51	
08.02 14:15:00			0:15:00	642.89	160.72	6,936.04	1,734.01	
08.02 14:30:00			0:15:00	527.63	131.91	6,643.91	1,660.98	
08.02 14:45:00			0:15:00	464.02	116.00	6,524.41	1,631.10	
08.02 15:00:00			0:15:00	322.07	80.52	6,147.96	1,536.99	
08.02 15:15:00			0:15:00	240.99	60.25	5,883.02	1,470.76	
08.02 15:30:00			0:15:00	294.38	73.59	5,286.79	1,321.70	
08.02 15:45:00			0:15:00	698.02	174.51	4,615.21	1,153.80	
08.02 16:00:00			0:15:00	1,332.42	333.11	3,667.22	916.81	
08.02 16:15:00			0:15:00	2,053.65	513.41	2,777.36	694.34	
08.02 16:30:00			0:15:00	2,858.69	714.67	1,696.65	424.16	
08.02 16:45:00			0:15:00	8:00:00	3,772.50	943.13	693.03	173.26
08.09 08:45:00	9-Aug	3-May	0:15:00	0.00	0.00	307.35	76.84	
08.09 09:00:00			0:15:00	0.00	0.00	1,189.98	297.49	
08.09 09:15:00			0:15:00	0.00	0.00	2,177.63	544.41	
08.09 09:30:00			0:15:00	20.71	5.18	3,040.80	760.20	
08.09 09:45:00			0:15:00	213.30	53.32	3,736.33	934.08	
08.09 10:00:00			0:15:00	379.20	94.80	4,315.10	1,078.78	
08.09 10:15:00			0:15:00	551.33	137.83	4,901.61	1,225.40	
08.09 10:30:00			0:15:00	670.08	167.52	5,369.61	1,342.40	
08.09 10:45:00			0:15:00	807.54	201.88	5,877.04	1,469.26	
08.09 11:00:00			0:15:00	886.62	221.66	6,240.52	1,560.13	
08.09 11:15:00			0:15:00	998.88	249.72	6,680.08	1,670.02	
08.09 11:30:00			0:15:00	1,031.31	257.83	6,968.22	1,742.06	
08.09 11:45:00			0:15:00	1,103.66	275.92	7,376.61	1,844.15	
08.09 12:00:00			0:15:00	1,100.92	275.23	7,614.10	1,903.53	
08.09 12:15:00			0:15:00	1,154.05	288.51	7,979.33	1,994.83	
08.09 12:30:00			0:15:00	1,125.61	281.40	7,892.26	1,973.07	
08.09 12:45:00			0:15:00	1,163.28	290.82	8,010.51	2,002.63	
08.09 13:00:00			0:15:00	1,117.88	279.47	7,973.84	1,993.46	
08.09 13:15:00			0:15:00	1,139.33	284.83	8,105.06	2,026.27	
08.09 13:30:00			0:15:00	1,068.98	267.25	7,999.54	1,999.88	
08.09 13:45:00			0:15:00	1,068.48	267.12	8,070.14	2,017.53	
08.09 14:00:00			0:15:00	978.43	244.61	7,891.52	1,972.88	
08.09 14:15:00			0:15:00	953.48	238.37	7,899.50	1,974.88	
08.09 14:30:00			0:15:00	839.97	209.99	7,627.33	1,906.83	



08.09 14:45:00			0:15:00	784.84	196.21	7,526.54	1,881.64	
08.09 15:00:00			0:15:00	644.88	161.22	7,179.53	1,794.88	
08.09 15:15:00			0:15:00	598.98	149.75	6,867.19	1,716.80	
08.09 15:30:00			0:15:00	749.66	187.42	6,216.07	1,554.02	
08.09 15:45:00			0:15:00	1,167.77	291.94	5,629.56	1,407.39	
08.09 16:00:00			0:15:00	1,647.01	411.75	4,848.97	1,212.24	
08.09 16:15:00			0:15:00	2,367.98	592.00	3,988.54	997.14	
08.09 16:30:00			0:15:00	3,213.19	803.30	2,885.13	721.28	
08.09 16:45:00			0:15:00	4,177.64	1,044.41	1,806.17	451.54	
08.09 17:00:00			0:15:00	8:30:00	5,288.04	1,322.01	629.17	157.29
08.16 08:30:00	16-Aug	26-Apr	0:15:00	0.00	0.00	239.99	60.00	
08.16 08:45:00			0:15:00	0.00	0.00	1,268.06	317.02	
08.16 09:00:00			0:15:00	7.98	2.00	2,313.59	578.40	
08.16 09:15:00			0:15:00	237.25	59.31	3,153.06	788.27	
08.16 09:30:00			0:15:00	447.80	111.95	3,882.52	970.63	
08.16 09:45:00			0:15:00	657.61	164.40	4,598.00	1,149.50	
08.16 10:00:00			0:15:00	813.53	203.38	5,197.73	1,299.43	
08.16 10:15:00			0:15:00	979.42	244.86	5,807.68	1,451.92	
08.16 10:30:00			0:15:00	1,087.69	271.92	6,286.67	1,571.67	
08.16 10:45:00			0:15:00	1,219.41	304.85	6,807.31	1,701.83	
08.16 11:00:00			0:15:00	1,292.01	323.00	7,179.28	1,794.82	
08.16 11:15:00			0:15:00	1,397.54	349.38	7,626.58	1,906.64	
08.16 11:30:00			0:15:00	1,419.49	354.87	7,921.95	1,980.49	
08.16 11:45:00			0:15:00	1,483.60	370.90	8,370.25	2,092.56	
08.16 12:00:00			0:15:00	1,471.63	367.91	8,643.92	2,160.98	
08.16 12:15:00			0:15:00	1,525.02	381.25	8,975.22	2,243.80	
08.16 12:30:00			0:15:00	1,487.10	371.77	8,892.89	2,223.22	
08.16 12:45:00			0:15:00	1,526.01	381.50	9,022.12	2,255.53	
08.16 13:00:00			0:15:00	1,471.13	367.78	8,999.92	2,249.98	
08.16 13:15:00			0:15:00	1,494.33	373.58	9,164.07	2,291.02	
08.16 13:30:00			0:15:00	1,425.23	356.31	9,113.92	2,278.48	
08.16 13:45:00			0:15:00	1,423.73	355.93	9,178.04	2,294.51	
08.16 14:00:00			0:15:00	1,337.41	334.35	9,003.91	2,250.98	
08.16 14:15:00			0:15:00	1,313.96	328.49	9,023.12	2,255.78	
08.16 14:30:00			0:15:00	1,206.19	301.55	8,794.35	2,198.59	
08.16 14:45:00			0:15:00	1,155.30	288.83	8,726.00	2,181.50	
08.16 15:00:00			0:15:00	1,023.58	255.90	8,330.09	2,082.52	
08.16 15:15:00			0:15:00	1,069.73	267.43	7,936.17	1,984.04	
08.16 15:30:00			0:15:00	1,336.92	334.23	7,247.13	1,811.78	
08.16 15:45:00			0:15:00	1,832.36	458.09	6,645.41	1,661.35	
08.16 16:00:00			0:15:00	2,365.48	591.37	5,871.80	1,467.95	
08.16 16:15:00			0:15:00	2,971.95	742.99	5,150.08	1,287.52	
08.16 16:30:00			0:15:00	3,663.23	915.81	4,229.78	1,057.45	
08.16 16:45:00			0:15:00	4,690.05	1,172.51	3,142.59	785.65	
08.16 17:00:00			0:15:00	5,900.24	1,475.06	1,861.05	465.26	
08.16 17:15:00			0:15:00	9:00:00	7,349.42	1,837.35	656.11	164.03
08.23 08:15:00	23-Aug	19-Apr	0:15:00	0.00	0.00	283.15	70.79	
08.23 08:30:00			0:15:00	0.00	0.00	1,234.88	308.72	
08.23 08:45:00			0:15:00	261.20	65.30	2,222.54	555.63	
08.23 09:00:00			0:15:00	530.63	132.66	3,167.28	791.82	
08.23 09:15:00			0:15:00	787.33	196.83	4,066.88	1,016.72	
08.23 09:30:00			0:15:00	987.66	246.91	4,850.21	1,212.55	
08.23 09:45:00			0:15:00	1,184.99	296.25	5,607.36	1,401.84	
08.23 10:00:00			0:15:00	1,325.94	331.49	6,227.79	1,556.95	
08.23 10:15:00			0:15:00	1,494.08	373.52	6,841.24	1,710.31	
08.23 10:30:00			0:15:00	1,601.35	400.34	7,313.99	1,828.50	

08.23 10:45:00			0:15:00	1,740.56	435.14	7,829.65	1,957.41	
08.23 11:00:00			0:15:00	1,809.66	452.42	8,196.37	2,049.09	
08.23 11:15:00			0:15:00	1,921.92	480.48	8,638.93	2,159.73	
08.23 11:30:00			0:15:00	1,930.91	482.73	8,951.52	2,237.88	
08.23 11:45:00			0:15:00	1,996.02	499.00	9,459.94	2,364.99	
08.23 12:00:00			0:15:00	1,970.82	492.71	9,745.58	2,436.40	
08.23 12:15:00			0:15:00	2,017.72	504.43	10,050.19	2,512.55	
08.23 12:30:00			0:15:00	1,977.81	494.45	9,945.91	2,486.48	
08.23 12:45:00			0:15:00	2,012.73	503.18	10,127.02	2,531.76	
08.23 13:00:00			0:15:00	1,957.60	489.40	10,119.54	2,529.89	
08.23 13:15:00			0:15:00	1,974.31	493.58	10,291.68	2,572.92	
08.23 13:30:00			0:15:00	1,897.23	474.31	10,274.46	2,568.62	
08.23 13:45:00			0:15:00	1,894.73	473.68	10,355.04	2,588.76	
08.23 14:00:00			0:15:00	1,795.69	448.92	10,232.80	2,558.20	
08.23 14:15:00			0:15:00	1,770.00	442.50	10,289.18	2,572.30	
08.23 14:30:00			0:15:00	1,648.01	412.00	10,121.79	2,530.45	
08.23 14:45:00			0:15:00	1,593.12	398.28	10,022.00	2,505.50	
08.23 15:00:00			0:15:00	1,472.88	368.22	9,541.02	2,385.25	
08.23 15:15:00			0:15:00	1,673.20	418.30	9,059.54	2,264.89	
08.23 15:30:00			0:15:00	2,085.08	521.27	8,354.78	2,088.70	
08.23 15:45:00			0:15:00	2,664.85	666.21	7,737.59	1,934.40	
08.23 16:00:00			0:15:00	3,234.64	808.66	6,948.02	1,737.00	
08.23 16:15:00			0:15:00	3,930.67	982.67	6,211.33	1,552.83	
08.23 16:30:00			0:15:00	4,671.84	1,167.96	5,313.48	1,328.37	
08.23 16:45:00			0:15:00	5,569.19	1,392.30	4,429.61	1,107.40	
08.23 17:00:00			0:15:00	6,684.08	1,671.02	3,280.04	820.01	
08.23 17:15:00			0:15:00	8,207.10	2,051.77	1,971.07	492.77	
08.23 17:30:00			0:15:00	9,588.67	2,397.17	578.52	144.63	67,472.98
08.30 08:00:00	30-Aug	12-Apr	0:15:00	0.00	0.00	275.17	68.79	
08.30 08:15:00			0:15:00	274.67	68.67	950.98	237.75	
08.30 08:30:00			0:15:00	622.18	155.55	1,859.06	464.76	
08.30 08:45:00			0:15:00	945.99	236.50	2,998.89	749.72	
08.30 09:00:00			0:15:00	1,199.71	299.93	4,091.07	1,022.77	
08.30 09:15:00			0:15:00	1,463.15	365.79	5,071.75	1,267.94	
08.30 09:30:00			0:15:00	1,660.48	415.12	5,890.01	1,472.50	
08.30 09:45:00			0:15:00	1,862.55	465.64	6,665.37	1,666.34	
08.30 10:00:00			0:15:00	1,995.77	498.94	7,289.04	1,822.26	
08.30 10:15:00			0:15:00	2,156.68	539.17	7,918.21	1,979.55	
08.30 10:30:00			0:15:00	2,243.24	560.81	8,399.44	2,099.86	
08.30 10:45:00			0:15:00	2,374.71	593.68	8,926.82	2,231.71	
08.30 11:00:00			0:15:00	2,426.11	606.53	9,300.53	2,325.13	
08.30 11:15:00			0:15:00	2,530.14	632.53	9,762.55	2,440.64	
08.30 11:30:00			0:15:00	2,519.41	629.85	10,151.72	2,537.93	
08.30 11:45:00			0:15:00	2,570.30	642.58	10,684.09	2,671.02	
08.30 12:00:00			0:15:00	2,536.37	634.09	11,025.62	2,756.41	
08.30 12:15:00			0:15:00	2,572.30	643.07	11,256.63	2,814.16	
08.30 12:30:00			0:15:00	2,521.15	630.29	11,196.51	2,799.13	
08.30 12:45:00			0:15:00	2,562.82	640.70	11,385.61	2,846.40	
08.30 13:00:00			0:15:00	2,500.95	625.24	11,412.80	2,853.20	
08.30 13:15:00			0:15:00	2,518.66	629.67	11,611.13	2,902.78	
08.30 13:30:00			0:15:00	2,441.32	610.33	11,585.18	2,896.30	
08.30 13:45:00			0:15:00	2,444.07	611.02	11,703.93	2,925.98	
08.30 14:00:00			0:15:00	2,351.26	587.82	11,622.10	2,905.53	
08.30 14:15:00			0:15:00	2,332.06	583.01	11,717.40	2,929.35	
08.30 14:30:00			0:15:00	2,216.80	554.20	11,496.37	2,874.09	
08.30 14:45:00			0:15:00	2,172.14	543.04	11,286.32	2,821.58	

08.30 15:00:00			0:15:00	2,126.49	531.62	10,711.78	2,677.95	
08.30 15:15:00			0:15:00	2,498.20	624.55	10,205.11	2,551.28	
08.30 15:30:00			0:15:00	2,996.40	749.10	9,509.33	2,377.33	
08.30 15:45:00			0:15:00	3,628.31	907.08	8,895.64	2,223.91	
08.30 16:00:00			0:15:00	4,266.95	1,066.74	8,097.58	2,024.40	
08.30 16:15:00			0:15:00	5,068.75	1,267.19	7,336.69	1,834.17	
08.30 16:30:00			0:15:00	5,932.42	1,483.11	6,413.15	1,603.29	
08.30 16:45:00			0:15:00	6,951.26	1,737.82	5,493.85	1,373.46	
08.30 17:00:00			0:15:00	8,110.30	2,027.58	4,426.86	1,106.72	
08.30 17:15:00			0:15:00	9,226.43	2,306.61	3,354.39	838.60	
08.30 17:30:00			0:15:00	10,373.25	2,593.31	1,923.17	480.79	
08.30 17:45:00			0:15:00	11,673.00	2,918.25	469.75	117.44	78,592.90
09.06 07:44:24	6-Sep	5-Apr	0:07:48	176.38	22.93	7.98	1.04	
09.06 08:00:00			0:15:00	680.81	170.20	494.20	123.55	
09.06 08:15:00			0:15:00	1,127.36	281.84	1,362.61	340.65	
09.06 08:30:00			0:15:00	1,499.57	374.89	2,441.32	610.33	
09.06 08:45:00			0:15:00	1,836.36	459.09	3,725.10	931.28	
09.06 09:00:00			0:15:00	2,088.07	522.02	4,987.67	1,246.92	
09.06 09:15:00			0:15:00	2,324.32	581.08	6,090.83	1,522.71	
09.06 09:30:00			0:15:00	2,487.72	621.93	6,982.19	1,745.55	
09.06 09:45:00			0:15:00	2,664.85	666.21	7,807.69	1,951.92	
09.06 10:00:00			0:15:00	2,770.63	692.66	8,462.80	2,115.70	
09.06 10:15:00			0:15:00	2,908.33	727.08	9,115.67	2,278.92	
09.06 10:30:00			0:15:00	2,972.45	743.11	9,609.37	2,402.34	
09.06 10:45:00			0:15:00	3,084.21	771.05	10,153.97	2,538.49	
09.06 11:00:00			0:15:00	3,116.89	779.22	10,536.66	2,634.16	
09.06 11:15:00			0:15:00	3,206.95	801.74	11,058.30	2,764.58	
09.06 11:30:00			0:15:00	3,176.02	794.00	11,518.07	2,879.52	
09.06 11:45:00			0:15:00	3,207.45	801.86	12,084.87	3,021.22	
09.06 12:00:00			0:15:00	3,159.30	789.83	12,501.49	3,125.37	
09.06 12:15:00			0:15:00	3,193.23	798.31	12,634.46	3,158.61	
09.06 12:30:00			0:15:00	3,135.35	783.84	12,605.27	3,151.32	
09.06 12:45:00			0:15:00	3,167.28	791.82	12,850.50	3,212.63	
09.06 13:00:00			0:15:00	3,108.91	777.23	12,856.24	3,214.06	
09.06 13:15:00			0:15:00	3,126.37	781.59	13,081.01	3,270.25	
09.06 13:30:00			0:15:00	3,057.02	764.25	13,110.70	3,277.67	
09.06 13:45:00			0:15:00	3,062.76	765.69	13,277.59	3,319.40	
09.06 14:00:00			0:15:00	2,973.44	743.36	13,219.47	3,304.87	
09.06 14:15:00			0:15:00	2,965.21	741.30	13,256.39	3,314.10	
09.06 14:30:00			0:15:00	2,864.93	716.23	12,934.07	3,233.52	
09.06 14:45:00			0:15:00	2,838.23	709.56	12,584.06	3,146.02	
09.06 15:00:00			0:15:00	2,999.14	749.79	11,924.71	2,981.18	
09.06 15:15:00			0:15:00	3,543.74	885.93	11,390.84	2,847.71	
09.06 15:30:00			0:15:00	4,136.23	1,034.06	10,663.64	2,665.91	
09.06 15:45:00			0:15:00	4,863.44	1,215.86	10,022.75	2,505.69	
09.06 16:00:00			0:15:00	5,613.60	1,403.40	9,206.73	2,301.68	
09.06 16:15:00			0:15:00	6,492.48	1,623.12	8,423.64	2,105.91	
09.06 16:30:00			0:15:00	7,450.70	1,862.68	7,494.11	1,873.53	
09.06 16:45:00			0:15:00	8,664.13	2,166.03	6,558.09	1,639.52	
09.06 17:00:00			0:15:00	9,898.51	2,474.63	5,412.52	1,353.13	
09.06 17:15:00			0:15:00	10,950.03	2,737.51	4,233.52	1,058.38	
09.06 17:30:00			0:15:00	11,678.98	2,919.75	2,940.27	735.07	
09.06 17:45:00			0:15:00	12,964.76	3,241.19	1,636.53	409.13	
09.06 18:00:00			0:15:00	18,334.37	4,583.59	205.81	51.45	90,364.97
09.13 07:50:24	13-Sep	29-Mar	0:04:48	1,378.08	110.25	174.88	13.99	
09.13 08:00:00			0:12:36	1,759.27	369.45	641.64	134.74	

09.13 08:15:00			0:15:00	2,288.90	572.22	1,679.19	419.80	
09.13 08:30:00			0:15:00	2,645.89	661.47	2,932.78	733.20	
09.13 08:45:00			0:15:00	2,939.27	734.82	4,397.18	1,099.29	
09.13 09:00:00			0:15:00	3,134.35	783.59	5,906.48	1,476.62	
09.13 09:15:00			0:15:00	3,325.20	831.30	7,165.31	1,791.33	
09.13 09:30:00			0:15:00	3,435.96	858.99	8,156.20	2,039.05	
09.13 09:45:00			0:15:00	3,576.17	894.04	9,047.81	2,261.95	
09.13 10:00:00			0:15:00	3,643.02	910.76	9,742.84	2,435.71	
09.13 10:15:00			0:15:00	3,749.30	937.33	10,427.39	2,606.85	
09.13 10:30:00			0:15:00	3,782.98	945.74	10,945.54	2,736.39	
09.13 10:45:00			0:15:00	3,874.04	968.51	11,500.11	2,875.03	
09.13 11:00:00			0:15:00	3,888.25	972.06	11,916.98	2,979.25	
09.13 11:15:00			0:15:00	3,957.36	989.34	12,542.90	3,135.73	
09.13 11:30:00			0:15:00	3,898.23	974.56	13,015.90	3,253.98	
09.13 11:45:00			0:15:00	3,912.70	978.18	13,731.13	3,432.78	
09.13 12:00:00			0:15:00	3,851.83	962.96	14,066.17	3,516.54	
09.13 12:15:00			0:15:00	3,864.31	966.08	14,177.68	3,544.42	
09.13 12:30:00			0:15:00	3,820.90	955.22	14,201.63	3,550.41	
09.13 12:45:00			0:15:00	3,843.10	960.78	14,487.03	3,621.76	
09.13 13:00:00			0:15:00	3,787.47	946.87	14,511.23	3,627.81	
09.13 13:15:00			0:15:00	3,808.67	952.17	14,787.14	3,696.79	
09.13 13:30:00			0:15:00	3,739.07	934.77	14,812.59	3,703.15	
09.13 13:45:00			0:15:00	3,749.80	937.45	15,082.27	3,770.57	
09.13 14:00:00			0:15:00	3,670.97	917.74	14,945.81	3,736.45	
09.13 14:15:00			0:15:00	3,677.20	919.30	14,858.24	3,714.56	
09.13 14:30:00			0:15:00	3,585.65	896.41	14,388.24	3,597.06	
09.13 14:45:00			0:15:00	3,670.72	917.68	13,906.26	3,476.57	
09.13 15:00:00			0:15:00	4,061.89	1,015.47	13,218.22	3,304.56	
09.13 15:15:00			0:15:00	4,768.39	1,192.10	12,642.69	3,160.67	
09.13 15:30:00			0:15:00	5,446.20	1,361.55	11,878.81	2,969.70	
09.13 15:45:00			0:15:00	6,279.43	1,569.86	11,183.78	2,795.95	
09.13 16:00:00			0:15:00	7,140.86	1,785.21	10,308.89	2,577.22	
09.13 16:15:00			0:15:00	8,210.09	2,052.52	9,464.18	2,366.05	
09.13 16:30:00			0:15:00	9,380.36	2,345.09	8,451.83	2,112.96	
09.13 16:45:00			0:15:00	10,805.59	2,701.40	7,404.05	1,851.01	
09.13 17:00:00			0:15:00	11,944.42	2,986.11	6,191.37	1,547.84	
09.13 17:15:00			0:15:00	12,870.21	3,217.55	4,870.92	1,217.73	
09.13 17:30:00			0:15:00	13,842.89	3,460.72	3,321.96	830.49	
09.13 17:45:00			0:15:00	17,665.29	4,416.32	1,906.96	476.74	
09.13 18:00:00			0:15:00	24,084.68	6,021.17	834.98	208.75	
09.13 18:15:00			0:10:48	10:28:12	33,252.98	5,985.54	58.13	102,411.86
09.20 07:57:00	20-Sep	22-Mar	0:01:12	3,086.70	61.73	463.27	9.27	
09.20 08:00:00			0:09:00	3,239.38	485.91	636.40	95.46	
09.20 08:15:00			0:15:00	3,755.79	938.95	1,872.03	468.01	
09.20 08:30:00			0:15:00	4,024.22	1,006.05	3,341.17	835.29	
09.20 08:45:00			0:15:00	4,235.77	1,058.94	5,012.87	1,253.22	
09.20 09:00:00			0:15:00	4,335.81	1,083.95	6,805.57	1,701.39	
09.20 09:15:00			0:15:00	4,463.04	1,115.76	8,281.94	2,070.48	
09.20 09:30:00			0:15:00	4,507.19	1,126.80	9,403.31	2,350.83	
09.20 09:45:00			0:15:00	4,594.26	1,148.56	10,380.49	2,595.12	
09.20 10:00:00			0:15:00	4,607.73	1,151.93	11,128.15	2,782.04	
09.20 10:15:00			0:15:00	4,679.83	1,169.96	11,854.86	2,963.72	
09.20 10:30:00			0:15:00	4,678.83	1,169.71	12,378.00	3,094.50	
09.20 10:45:00			0:15:00	4,742.69	1,185.67	12,976.48	3,244.12	
09.20 11:00:00			0:15:00	4,729.47	1,182.37	13,489.64	3,372.41	
09.20 11:15:00			0:15:00	4,774.87	1,193.72	14,195.65	3,548.91	

09.20 11:30:00			0:15:00	4,687.81	1,171.95	14,753.71	3,688.43		
09.20 11:45:00			0:15:00	4,688.56	1,172.14	15,555.51	3,888.88		
09.20 12:00:00			0:15:00	4,610.47	1,152.62	15,755.84	3,938.96		
09.20 12:15:00			0:15:00	4,619.45	1,154.86	15,850.89	3,962.72		
09.20 12:30:00			0:15:00	4,557.59	1,139.40	15,930.47	3,982.62		
09.20 12:45:00			0:15:00	4,592.01	1,148.00	16,203.64	4,050.91		
09.20 13:00:00			0:15:00	4,526.15	1,131.54	16,299.93	4,074.98		
09.20 13:15:00			0:15:00	4,552.60	1,138.15	16,604.54	4,151.13		
09.20 13:30:00			0:15:00	4,489.98	1,122.50	16,738.01	4,184.50		
09.20 13:45:00			0:15:00	4,517.92	1,129.48	16,927.10	4,231.78		
09.20 14:00:00			0:15:00	4,447.82	1,111.95	16,690.61	4,172.65		
09.20 14:15:00			0:15:00	4,471.52	1,117.88	16,460.59	4,115.15		
09.20 14:30:00			0:15:00	4,406.16	1,101.54	15,831.68	3,957.92		
09.20 14:45:00			0:15:00	4,757.16	1,189.29	15,279.60	3,819.90		
09.20 15:00:00			0:15:00	5,363.13	1,340.78	14,543.91	3,635.98		
09.20 15:15:00			0:15:00	6,165.43	1,541.36	13,910.00	3,477.50		
09.20 15:30:00			0:15:00	6,927.31	1,731.83	13,092.99	3,273.25		
09.20 15:45:00			0:15:00	7,924.20	1,981.05	12,347.32	3,086.83		
09.20 16:00:00			0:15:00	8,962.99	2,240.75	11,411.05	2,852.76		
09.20 16:15:00			0:15:00	10,244.03	2,561.01	10,461.32	2,615.33		
09.20 16:30:00			0:15:00	11,711.91	2,927.98	9,310.01	2,327.50		
09.20 16:45:00			0:15:00	13,114.69	3,278.67	8,138.24	2,034.56		
09.20 17:00:00			0:15:00	14,186.17	3,546.54	6,722.99	1,680.75		
09.20 17:15:00			0:15:00	15,200.27	3,800.07	5,090.71	1,272.68		
09.20 17:30:00			0:15:00	18,213.38	4,553.34	3,302.50	825.62		
09.20 17:45:00			0:15:00	24,174.49	6,043.62	1,821.64	455.41		
09.20 18:00:00			0:12:36	32,534.26	6,832.19	617.44	129.66		
09.20 18:09:36			0:04:48	10:12:36	39,435.12	3,154.81	31.93	2.56	114,275.67
09.27 08:03:00	27-Sep	15-Mar	0:06:00	5,150.33	515.03	773.86	77.39		
09.27 08:15:00			0:13:12	5,494.85	1,208.87	1,922.42	422.93		
09.27 08:30:00			0:15:00	5,648.52	1,412.13	3,607.85	901.96		
09.27 08:45:00			0:15:00	5,727.85	1,431.96	5,536.76	1,384.19		
09.27 09:00:00			0:15:00	5,741.33	1,435.33	7,601.88	1,900.47		
09.27 09:15:00			0:15:00	5,744.07	1,436.02	9,436.99	2,359.25		
09.27 09:30:00			0:15:00	5,700.41	1,425.10	10,770.66	2,692.67		
09.27 09:45:00			0:15:00	5,724.11	1,431.03	11,883.55	2,970.89		
09.27 10:00:00			0:15:00	5,683.70	1,420.92	12,689.84	3,172.46		
09.27 10:15:00			0:15:00	5,703.90	1,425.98	13,447.23	3,361.81		
09.27 10:30:00			0:15:00	5,655.51	1,413.88	13,990.58	3,497.65		
09.27 10:45:00			0:15:00	5,689.19	1,422.30	14,662.91	3,665.73		
09.27 11:00:00			0:15:00	5,657.25	1,414.31	15,233.45	3,808.36		
09.27 11:15:00			0:15:00	5,664.49	1,416.12	16,025.27	4,006.32		
09.27 11:30:00			0:15:00	5,557.47	1,389.37	16,704.83	4,176.21		
09.27 11:45:00			0:15:00	5,529.27	1,382.32	17,543.30	4,385.82		
09.27 12:00:00			0:15:00	5,426.24	1,356.56	17,537.06	4,384.27		
09.27 12:15:00			0:15:00	5,444.21	1,361.05	17,709.45	4,427.36		
09.27 12:30:00			0:15:00	5,381.09	1,345.27	17,807.49	4,451.87		
09.27 12:45:00			0:15:00	5,409.53	1,352.38	18,112.84	4,528.21		
09.27 13:00:00			0:15:00	5,345.66	1,336.42	18,207.14	4,551.79		
09.27 13:15:00			0:15:00	5,376.85	1,344.21	18,562.14	4,640.53		
09.27 13:30:00			0:15:00	5,319.47	1,329.87	18,792.65	4,698.16		
09.27 13:45:00			0:15:00	5,359.63	1,339.91	18,812.11	4,703.03		
09.27 14:00:00			0:15:00	5,309.24	1,327.31	18,455.86	4,613.97		
09.27 14:15:00			0:15:00	5,357.39	1,339.35	18,032.76	4,508.19		
09.27 14:30:00			0:15:00	5,418.01	1,354.50	17,271.12	4,317.78		
09.27 14:45:00			0:15:00	6,079.61	1,519.90	16,676.64	4,169.16		

09.27 15:00:00			0:15:00	6,799.08	1,699.77	15,890.80	3,972.70	
09.27 15:15:00			0:15:00	7,743.83	1,935.96	15,219.23	3,804.81	
09.27 15:30:00			0:15:00	8,639.43	2,159.86	14,320.88	3,580.22	
09.27 15:45:00			0:15:00	9,828.16	2,457.04	13,469.69	3,367.42	
09.27 16:00:00			0:15:00	11,077.51	2,769.38	12,420.66	3,105.17	
09.27 16:15:00			0:15:00	12,650.42	3,162.61	11,322.24	2,830.56	
09.27 16:30:00			0:15:00	14,200.39	3,550.10	10,061.66	2,515.42	
09.27 16:45:00			0:15:00	15,505.87	3,876.47	8,668.37	2,167.09	
09.27 17:00:00			0:15:00	16,546.16	4,136.54	6,913.84	1,728.46	
09.27 17:15:00			0:15:00	19,064.57	4,766.14	4,863.19	1,215.80	
09.27 17:30:00			0:15:00	24,335.64	6,083.91	3,039.80	759.95	
09.27 17:45:00			0:13:48	32,447.44	7,462.91	1,398.04	321.55	
09.27 17:58:11			0:06:36	9:54:36	42,028.87	4,623.18	229.51	25.25
								126,172.78
10.04 08:09:36	4-Oct	8-Mar	0:02:24	7,374.11	294.96	1,122.87	44.92	
10.04 08:15:00			0:10:12	7,483.63	1,272.22	1,753.28	298.06	
10.04 08:30:00			0:15:00	7,498.60	1,874.65	3,703.65	925.91	
10.04 08:45:00			0:15:00	7,422.76	1,855.69	5,900.24	1,475.06	
10.04 09:00:00			0:15:00	7,256.61	1,814.15	8,286.18	2,071.55	
10.04 09:15:00			0:15:00	7,173.04	1,793.26	10,514.20	2,628.55	
10.04 09:30:00			0:15:00	7,025.10	1,756.28	12,168.94	3,042.24	
10.04 09:45:00			0:15:00	6,966.48	1,741.62	13,470.19	3,367.55	
10.04 10:00:00			0:15:00	6,844.74	1,711.18	14,389.49	3,597.37	
10.04 10:15:00			0:15:00	6,817.29	1,704.32	15,244.42	3,811.11	
10.04 10:30:00			0:15:00	6,722.25	1,680.56	15,864.86	3,966.21	
10.04 10:45:00			0:15:00	6,728.48	1,682.12	16,758.21	4,189.55	
10.04 11:00:00			0:15:00	6,677.34	1,669.34	17,410.33	4,352.58	
10.04 11:15:00			0:15:00	6,640.17	1,660.04	18,303.93	4,575.98	
10.04 11:30:00			0:15:00	6,477.02	1,619.25	19,051.85	4,762.96	
10.04 11:45:00			0:15:00	6,441.84	1,610.46	19,823.71	4,955.93	
10.04 12:00:00			0:15:00	6,330.33	1,582.58	19,631.12	4,907.78	
10.04 12:15:00			0:15:00	6,335.57	1,583.89	19,869.61	4,967.40	
10.04 12:30:00			0:15:00	6,266.46	1,566.62	19,934.48	4,983.62	
10.04 12:45:00			0:15:00	6,288.91	1,572.23	20,217.13	5,054.28	
10.04 13:00:00			0:15:00	6,244.26	1,561.07	20,329.14	5,082.29	
10.04 13:15:00			0:15:00	6,281.68	1,570.42	20,803.13	5,200.78	
10.04 13:30:00			0:15:00	6,229.04	1,557.26	20,889.20	5,222.30	
10.04 13:45:00			0:15:00	6,289.91	1,572.48	20,863.01	5,215.75	
10.04 14:00:00			0:15:00	6,260.47	1,565.12	20,206.65	5,051.66	
10.04 14:15:00			0:15:00	6,344.80	1,586.20	19,617.65	4,904.41	
10.04 14:30:00			0:15:00	6,710.52	1,677.63	18,826.08	4,706.52	
10.04 14:45:00			0:15:00	7,580.92	1,895.23	18,157.99	4,539.50	
10.04 15:00:00			0:15:00	8,394.95	2,098.74	17,282.85	4,320.71	
10.04 15:15:00			0:15:00	9,500.10	2,375.03	16,528.95	4,132.24	
10.04 15:30:00			0:15:00	10,569.09	2,642.27	15,537.80	3,884.45	
10.04 15:45:00			0:15:00	11,962.13	2,990.53	14,569.10	3,642.28	
10.04 16:00:00			0:15:00	13,448.48	3,362.12	13,359.67	3,339.92	
10.04 16:15:00			0:15:00	15,245.92	3,811.48	12,159.96	3,039.99	
10.04 16:30:00			0:15:00	16,697.09	4,174.27	10,670.62	2,667.66	
10.04 16:45:00			0:15:00	17,965.15	4,491.29	8,880.67	2,220.17	
10.04 17:00:00			0:15:00	19,799.76	4,949.94	6,589.78	1,647.44	
10.04 17:15:00			0:15:00	24,809.89	6,202.47	4,436.09	1,109.02	
10.04 17:30:00			0:16:12	31,941.76	8,624.28	2,444.32	659.97	
10.04 17:47:23			0:08:24	9:37:12	44,635.10	6,248.91	459.53	64.33
								138,629.99
10.11 08:16:11	11-Oct	1-Mar	0:07:12	9,692.20	1,163.06	1,521.02	182.52	
10.11 08:30:00			0:14:24	9,556.98	2,293.68	3,607.85	865.88	
10.11 08:45:00			0:15:00	9,314.50	2,328.62	6,081.85	1,520.46	

10.11 09:00:00			0:15:00	8,972.97	2,243.24	8,756.93	2,189.23	
10.11 09:15:00			0:15:00	8,749.45	2,187.36	11,444.48	2,861.12	
10.11 09:30:00			0:15:00	8,485.51	2,121.38	13,542.03	3,385.51	
10.11 09:45:00			0:15:00	8,322.85	2,080.71	15,099.23	3,774.81	
10.11 10:00:00			0:15:00	8,116.29	2,029.07	16,183.43	4,045.86	
10.11 10:15:00			0:15:00	8,025.23	2,006.31	17,150.38	4,287.60	
10.11 10:30:00			0:15:00	7,868.81	1,967.20	17,957.17	4,489.29	
10.11 10:45:00			0:15:00	7,865.32	1,966.33	18,980.50	4,745.13	
10.11 11:00:00			0:15:00	7,768.78	1,942.19	19,734.15	4,933.54	
10.11 11:15:00			0:15:00	7,684.95	1,921.24	20,793.41	5,198.35	
10.11 11:30:00			0:15:00	7,492.86	1,873.22	21,619.90	5,404.98	
10.11 11:45:00			0:15:00	7,421.51	1,855.38	22,217.88	5,554.47	
10.11 12:00:00			0:15:00	7,296.78	1,824.19	22,021.05	5,505.26	
10.11 12:15:00			0:15:00	7,303.01	1,825.75	22,291.23	5,572.81	
10.11 12:30:00			0:15:00	7,234.16	1,808.54	22,325.41	5,581.35	
10.11 12:45:00			0:15:00	7,252.37	1,813.09	22,697.62	5,674.40	
10.11 13:00:00			0:15:00	7,198.98	1,799.75	22,875.74	5,718.94	
10.11 13:15:00			0:15:00	7,253.62	1,813.40	23,369.44	5,842.36	
10.11 13:30:00			0:15:00	7,225.18	1,806.30	23,209.28	5,802.32	
10.11 13:45:00			0:15:00	7,304.76	1,826.19	22,931.62	5,732.91	
10.11 14:00:00			0:15:00	7,302.51	1,825.63	22,124.83	5,531.21	
10.11 14:15:00			0:15:00	7,551.74	1,887.93	21,462.99	5,365.75	
10.11 14:30:00			0:15:00	8,242.02	2,060.51	20,608.05	5,152.01	
10.11 14:45:00			0:15:00	9,205.98	2,301.49	19,860.13	4,965.03	
10.11 15:00:00			0:15:00	10,177.42	2,544.35	18,873.48	4,718.37	
10.11 15:15:00			0:15:00	11,414.79	2,853.70	18,004.32	4,501.08	
10.11 15:30:00			0:15:00	12,739.98	3,185.00	16,879.70	4,219.93	
10.11 15:45:00			0:15:00	14,378.01	3,594.50	15,743.12	3,935.78	
10.11 16:00:00			0:15:00	16,059.44	4,014.86	14,387.24	3,596.81	
10.11 16:15:00			0:15:00	17,875.09	4,468.77	12,918.11	3,229.53	
10.11 16:30:00			0:15:00	19,209.76	4,802.44	10,975.48	2,743.87	
10.11 16:45:00			0:15:00	20,787.67	5,196.92	8,574.57	2,143.64	
10.11 17:00:00			0:15:00	25,062.10	6,265.53	6,040.69	1,510.17	
10.11 17:15:00			0:15:00	31,745.43	7,936.36	3,696.41	924.10	
10.11 17:30:00			0:11:24	41,324.37	7,851.63	1,496.58	284.35	
10.11 17:37:12			0:03:36	9:21:36	47,148.77	2,828.93	663.84	39.83
10.18 08:22:48	18-Oct	22-Feb	0:03:36	12,054.44	723.27	1,973.32	118.40	
10.18 08:30:00			0:10:48	11,906.00	2,143.08	3,211.94	578.15	
10.18 08:45:00			0:15:00	11,453.21	2,863.30	5,990.80	1,497.70	
10.18 09:00:00			0:15:00	10,866.46	2,716.61	9,023.61	2,255.90	
10.18 09:15:00			0:15:00	10,459.82	2,614.96	12,202.12	3,050.53	
10.18 09:30:00			0:15:00	10,054.43	2,513.61	14,828.55	3,707.14	
10.18 09:45:00			0:15:00	9,779.76	2,444.94	16,767.69	4,191.92	
10.18 10:00:00			0:15:00	9,481.39	2,370.35	18,064.94	4,516.24	
10.18 10:15:00			0:15:00	9,311.50	2,327.88	19,260.91	4,815.23	
10.18 10:30:00			0:15:00	9,126.40	2,281.60	20,340.12	5,085.03	
10.18 10:45:00			0:15:00	9,074.76	2,268.69	21,433.55	5,358.39	
10.18 11:00:00			0:15:00	8,922.08	2,230.52	22,298.96	5,574.74	
10.18 11:15:00			0:15:00	8,803.33	2,200.83	23,453.26	5,863.32	
10.18 11:30:00			0:15:00	8,566.09	2,141.52	24,398.01	6,099.50	
10.18 11:45:00			0:15:00	8,467.29	2,116.82	24,792.67	6,198.17	
10.18 12:00:00			0:15:00	8,325.35	2,081.34	24,611.81	6,152.95	
10.18 12:15:00			0:15:00	8,331.33	2,082.83	24,894.46	6,223.62	
10.18 12:30:00			0:15:00	8,244.27	2,061.07	24,965.06	6,241.27	
10.18 12:45:00			0:15:00	8,278.20	2,069.55	25,344.50	6,336.13	
10.18 13:00:00			0:15:00	8,234.04	2,058.51	25,528.61	6,382.15	



10.18 13:15:00			0:15:00	8,298.90	2,074.73	25,945.23	6,486.31	
10.18 13:30:00			0:15:00	8,286.43	2,071.61	25,613.18	6,403.30	
10.18 13:45:00			0:15:00	8,394.45	2,098.61	25,158.15	6,289.54	
10.18 14:00:00			0:15:00	8,427.38	2,106.85	24,193.45	6,048.36	
10.18 14:15:00			0:15:00	9,000.41	2,250.10	23,409.86	5,852.46	
10.18 14:30:00			0:15:00	9,895.52	2,473.88	22,418.21	5,604.55	
10.18 14:45:00			0:15:00	10,991.19	2,747.80	21,574.50	5,393.63	
10.18 15:00:00			0:15:00	12,113.06	3,028.27	20,490.80	5,122.70	
10.18 15:15:00			0:15:00	13,529.31	3,382.33	19,454.25	4,863.56	
10.18 15:30:00			0:15:00	15,053.08	3,763.27	18,133.05	4,533.26	
10.18 15:45:00			0:15:00	16,885.44	4,221.36	16,845.78	4,211.44	
10.18 16:00:00			0:15:00	18,765.71	4,691.43	15,242.68	3,810.67	
10.18 16:15:00			0:15:00	20,435.17	5,108.79	13,297.05	3,324.26	
10.18 16:30:00			0:15:00	21,796.53	5,449.13	10,814.82	2,703.70	
10.18 16:45:00			0:15:00	25,347.75	6,336.94	7,937.42	1,984.35	
10.18 17:00:00			0:15:00	31,215.80	7,803.95	5,237.14	1,309.29	
10.18 17:15:00			0:13:12	38,771.53	8,529.74	2,896.11	637.14	
10.18 17:27:00			0:06:00	9:03:36	49,381.78	4,938.18	847.70	84.77
								164,909.76
10.25 07:30:00	25-Oct	15-Feb	0:07:48	14,462.33	1,880.10	2,444.57	317.79	
10.25 07:45:00			0:15:00	14,177.68	3,544.42	5,206.71	1,301.68	
10.25 08:00:00			0:15:00	13,324.24	3,331.06	8,621.72	2,155.43	
10.25 08:15:00			0:15:00	12,346.82	3,086.70	12,443.61	3,110.90	
10.25 08:30:00			0:15:00	11,736.36	2,934.09	15,649.31	3,912.33	
10.25 08:45:00			0:15:00	11,330.72	2,832.68	18,308.92	4,577.23	
10.25 09:00:00			0:15:00	10,917.10	2,729.28	19,938.97	4,984.74	
10.25 09:15:00			0:15:00	10,665.38	2,666.35	21,510.88	5,377.72	
10.25 09:30:00			0:15:00	10,430.38	2,607.60	22,801.15	5,700.29	
10.25 09:45:00			0:15:00	10,376.99	2,594.25	24,026.05	6,006.51	
10.25 10:00:00			0:15:00	10,216.83	2,554.21	25,020.94	6,255.24	
10.25 10:15:00			0:15:00	10,063.91	2,515.98	26,245.09	6,561.27	
10.25 10:30:00			0:15:00	9,759.30	2,439.83	27,181.86	6,795.46	
10.25 10:45:00			0:15:00	9,595.65	2,398.91	27,467.75	6,866.94	
10.25 11:00:00			0:15:00	9,419.28	2,354.82	27,374.45	6,843.61	
10.25 11:15:00			0:15:00	9,409.80	2,352.45	27,655.35	6,913.84	
10.25 11:30:00			0:15:00	9,315.50	2,328.87	27,706.99	6,926.75	
10.25 11:45:00			0:15:00	9,356.16	2,339.04	28,198.20	7,049.55	
10.25 12:00:00			0:15:00	9,306.27	2,326.57	28,412.00	7,103.00	
10.25 12:15:00			0:15:00	9,393.08	2,348.27	28,665.71	7,166.43	
10.25 12:30:00			0:15:00	9,402.81	2,350.70	28,004.61	7,001.15	
10.25 12:45:00			0:15:00	9,551.00	2,387.75	27,263.19	6,815.80	
10.25 13:00:00			0:15:00	9,648.54	2,412.14	26,157.03	6,539.26	
10.25 13:15:00			0:15:00	10,597.78	2,649.44	25,321.05	6,330.26	
10.25 13:30:00			0:15:00	11,578.45	2,894.61	24,236.10	6,059.03	
10.25 13:45:00			0:15:00	12,840.27	3,210.07	23,243.46	5,810.87	
10.25 14:00:00			0:15:00	14,113.57	3,528.39	21,996.35	5,499.09	
10.25 14:15:00			0:15:00	15,773.30	3,943.33	20,779.19	5,194.80	
10.25 14:30:00			0:15:00	17,465.96	4,366.49	19,315.29	4,828.82	
10.25 14:45:00			0:15:00	19,502.39	4,875.60	17,778.55	4,444.64	
10.25 15:00:00			0:15:00	21,323.53	5,330.88	15,776.05	3,944.01	
10.25 15:15:00			0:15:00	22,923.89	5,730.97	13,283.33	3,320.83	
10.25 15:30:00			0:15:00	25,247.96	6,311.99	10,204.36	2,551.09	
10.25 15:45:00			0:15:00	30,683.68	7,670.92	7,126.39	1,781.60	
10.25 16:00:00			0:15:00	38,136.88	9,534.22	4,176.89	1,044.22	
10.25 16:15:00			0:09:00	48,654.32	7,298.15	1,396.79	209.52	
10.25 16:18:00			0:01:48	8:48:36	51,457.88	1,543.74	992.15	29.76
								177,331.45
11.01 07:36:35	1-Nov	8-Feb	0:04:12	16,789.15	1,175.24	2,994.65	209.63	

11.01 07:45:00		0:11:24		16,730.02	3,178.70	4,508.94	856.70	
11.01 08:00:00		0:15:00		16,964.77	4,241.19	6,856.96	1,714.24	
11.01 08:15:00		0:15:00		15,227.71	3,806.93	11,318.25	2,829.56	
11.01 08:30:00		0:15:00		13,705.19	3,426.30	15,449.99	3,862.50	
11.01 08:45:00		0:15:00		12,992.20	3,248.05	18,820.34	4,705.09	
11.01 09:00:00		0:15:00		12,427.40	3,106.85	21,587.22	5,396.81	
11.01 09:15:00		0:15:00		12,133.27	3,033.32	23,853.67	5,963.42	
11.01 09:30:00		0:15:00		11,818.44	2,954.61	25,218.52	6,304.63	
11.01 09:45:00		0:15:00		11,805.71	2,951.43	26,573.40	6,643.35	
11.01 10:00:00		0:15:00		11,672.50	2,918.12	27,576.52	6,894.13	
11.01 10:15:00		0:15:00		11,524.81	2,881.20	28,955.10	7,238.77	
11.01 10:30:00		0:15:00		11,205.24	2,801.31	29,857.68	7,464.42	
11.01 10:45:00		0:15:00		11,054.56	2,763.64	30,164.78	7,541.20	
11.01 11:00:00		0:15:00		10,811.57	2,702.89	30,093.43	7,523.36	
11.01 11:15:00		0:15:00		10,766.67	2,691.67	30,438.45	7,609.61	
11.01 11:30:00		0:15:00		10,573.08	2,643.27	30,616.57	7,654.14	
11.01 11:45:00		0:15:00		10,537.16	2,634.29	31,041.92	7,760.48	
11.01 12:00:00		0:15:00		10,414.42	2,603.60	31,233.27	7,808.32	
11.01 12:15:00		0:15:00		10,524.18	2,631.05	31,208.07	7,802.02	
11.01 12:30:00		0:15:00		10,543.64	2,635.91	30,318.46	7,579.61	
11.01 12:45:00		0:15:00		10,729.75	2,682.44	29,339.53	7,334.88	
11.01 13:00:00		0:15:00		11,117.18	2,779.29	28,162.03	7,040.51	
11.01 13:15:00		0:15:00		12,217.59	3,054.40	27,185.60	6,796.40	
11.01 13:30:00		0:15:00		13,324.99	3,331.25	25,963.94	6,490.99	
11.01 13:45:00		0:15:00		14,758.70	3,689.68	24,814.38	6,203.59	
11.01 14:00:00		0:15:00		16,196.90	4,049.23	23,376.43	5,844.11	
11.01 14:15:00		0:15:00		17,987.11	4,496.78	22,014.07	5,503.52	
11.01 14:30:00		0:15:00		19,821.72	4,955.43	20,369.80	5,092.45	
11.01 14:45:00		0:15:00		22,001.09	5,500.27	18,508.50	4,627.13	
11.01 15:00:00		0:15:00		23,719.70	5,929.93	15,990.59	3,997.65	
11.01 15:15:00		0:15:00		25,594.72	6,398.68	12,927.09	3,231.77	
11.01 15:30:00		0:15:00		29,826.50	7,456.63	9,451.21	2,362.80	
11.01 15:45:00		0:15:00		36,502.84	9,125.71	6,136.74	1,534.18	
11.01 16:00:00		0:12:36		45,263.76	9,505.39	2,984.92	626.83	
11.01 16:10:12		0:05:24	8:33:36	53,562.66	4,820.64	1,125.11	101.26	188,150.04
11.08 07:43:48	8-Nov	1-Feb	0:00:36	19,116.71	191.17	3,470.14	34.70	
11.08 07:45:00			0:07:48	19,151.89	2,489.75	3,665.23	476.48	
11.08 08:00:00			0:15:00	19,949.20	4,987.30	5,448.45	1,362.11	
11.08 08:15:00			0:15:00	19,430.30	4,857.57	8,567.33	2,141.83	
11.08 08:30:00			0:15:00	16,787.65	4,196.91	13,725.64	3,431.41	
11.08 08:45:00			0:15:00	15,212.99	3,803.25	17,993.59	4,498.40	
11.08 09:00:00			0:15:00	14,185.42	3,546.35	21,773.83	5,443.46	
11.08 09:15:00			0:15:00	13,742.11	3,435.53	25,111.25	6,277.81	
11.08 09:30:00			0:15:00	13,303.04	3,325.76	27,364.72	6,841.18	
11.08 09:45:00			0:15:00	13,331.73	3,332.93	29,133.22	7,283.31	
11.08 10:00:00			0:15:00	13,195.02	3,298.76	30,088.69	7,522.17	
11.08 10:15:00			0:15:00	13,064.55	3,266.14	31,509.68	7,877.42	
11.08 10:30:00			0:15:00	12,745.47	3,186.37	32,402.29	8,100.57	
11.08 10:45:00			0:15:00	12,623.48	3,155.87	32,728.60	8,182.15	
11.08 11:00:00			0:15:00	12,385.24	3,096.31	32,701.15	8,175.29	
11.08 11:15:00			0:15:00	12,354.05	3,088.51	33,039.44	8,259.86	
11.08 11:30:00			0:15:00	12,045.71	3,011.43	33,223.05	8,305.76	
11.08 11:45:00			0:15:00	11,888.04	2,972.01	33,724.98	8,431.25	
11.08 12:00:00			0:15:00	11,684.97	2,921.24	33,865.68	8,466.42	
11.08 12:15:00			0:15:00	11,721.39	2,930.35	33,515.43	8,378.86	
11.08 12:30:00			0:15:00	11,715.41	2,928.85	32,422.49	8,105.62	

11.08 12:45:00			0:15:00	11,935.19	2,983.80	31,367.73	7,841.93	
11.08 13:00:00			0:15:00	12,619.49	3,154.87	30,081.96	7,520.49	
11.08 13:15:00			0:15:00	13,828.68	3,457.17	28,944.62	7,236.16	
11.08 13:30:00			0:15:00	15,031.13	3,757.78	27,543.34	6,885.84	
11.08 13:45:00			0:15:00	16,616.76	4,154.19	26,281.77	6,570.44	
11.08 14:00:00			0:15:00	18,181.44	4,545.36	24,768.23	6,192.06	
11.08 14:15:00			0:15:00	20,105.12	5,026.28	23,247.45	5,811.86	
11.08 14:30:00			0:15:00	22,108.62	5,527.15	21,374.92	5,343.73	
11.08 14:45:00			0:15:00	24,331.65	6,082.91	19,077.05	4,769.26	
11.08 15:00:00			0:15:00	25,954.96	6,488.74	16,021.03	4,005.26	
11.08 15:15:00			0:15:00	28,989.27	7,247.32	12,332.10	3,083.03	
11.08 15:30:00			0:15:00	34,365.12	8,591.28	8,674.60	2,168.65	
11.08 15:45:00			0:15:00	42,212.73	10,553.18	5,107.42	1,276.86	
11.08 16:00:00			0:09:00	52,702.99	7,905.45	1,793.45	269.02	
11.08 16:03:00			0:01:48	8:19:12	55,343.89	1,660.32	1,288.52	38.66
11.15 07:51:00	15-Nov	25-Jan	0:04:48	21,592.21	1,727.38	3,463.41	277.07	
11.15 08:00:00			0:12:00	22,351.10	4,470.22	4,332.56	866.51	
11.15 08:15:00			0:15:00	23,315.31	5,828.83	5,848.10	1,462.03	
11.15 08:30:00			0:15:00	21,137.43	5,284.36	10,457.57	2,614.39	
11.15 08:45:00			0:15:00	18,365.06	4,591.26	15,859.62	3,964.90	
11.15 09:00:00			0:15:00	16,472.07	4,118.02	20,793.65	5,198.41	
11.15 09:15:00			0:15:00	15,648.07	3,912.02	25,046.64	6,261.66	
11.15 09:30:00			0:15:00	15,028.63	3,757.16	28,278.03	7,069.51	
11.15 09:45:00			0:15:00	14,942.81	3,735.70	30,539.24	7,634.81	
11.15 10:00:00			0:15:00	14,768.18	3,692.05	32,117.39	8,029.35	
11.15 10:15:00			0:15:00	14,645.19	3,661.30	33,943.52	8,485.88	
11.15 10:30:00			0:15:00	14,271.74	3,567.93	35,006.76	8,751.69	
11.15 10:45:00			0:15:00	14,179.18	3,544.80	35,456.31	8,864.08	
11.15 11:00:00			0:15:00	13,967.63	3,491.91	35,309.37	8,827.34	
11.15 11:15:00			0:15:00	13,938.44	3,484.61	35,605.49	8,901.37	
11.15 11:30:00			0:15:00	13,503.86	3,375.97	35,685.57	8,921.39	
11.15 11:45:00			0:15:00	13,304.54	3,326.13	36,183.77	9,045.94	
11.15 12:00:00			0:15:00	13,041.34	3,260.34	36,045.81	9,011.45	
11.15 12:15:00			0:15:00	13,077.02	3,269.26	35,605.00	8,901.25	
11.15 12:30:00			0:15:00	13,014.40	3,253.60	34,392.82	8,598.20	
11.15 12:45:00			0:15:00	13,204.50	3,301.13	33,404.66	8,351.17	
11.15 13:00:00			0:15:00	14,087.13	3,521.78	31,905.09	7,976.27	
11.15 13:15:00			0:15:00	15,344.96	3,836.24	30,728.59	7,682.15	
11.15 13:30:00			0:15:00	16,693.60	4,173.40	29,171.89	7,292.97	
11.15 13:45:00			0:15:00	18,338.61	4,584.65	27,811.02	6,952.76	
11.15 14:00:00			0:15:00	19,971.65	4,992.91	26,130.09	6,532.52	
11.15 14:15:00			0:15:00	22,064.46	5,516.12	24,425.20	6,106.30	
11.15 14:30:00			0:15:00	24,202.18	6,050.54	22,226.12	5,556.53	
11.15 14:45:00			0:15:00	26,396.52	6,599.13	19,402.60	4,850.65	
11.15 15:00:00			0:15:00	28,222.40	7,055.60	15,874.09	3,968.52	
11.15 15:15:00			0:15:00	32,455.42	8,113.86	11,838.65	2,959.66	
11.15 15:30:00			0:15:00	38,580.93	9,645.23	7,973.34	1,993.34	
11.15 15:45:00			0:13:48	47,504.51	10,926.04	4,130.49	950.01	
11.15 15:57:36			0:06:36	8:07:12	57,315.71	6,304.73	1,341.90	147.61
11.22 07:57:36	22-Nov	18-Jan	0:01:12	23,944.97	478.90	3,143.58	62.87	
11.22 08:00:00			0:09:00	24,144.05	3,621.61	3,321.21	498.18	
11.22 08:15:00			0:15:00	26,106.64	6,526.66	3,942.39	985.60	
11.22 08:30:00			0:15:00	25,163.89	6,290.97	7,214.95	1,803.74	
11.22 08:45:00			0:15:00	22,218.88	5,554.72	12,784.64	3,196.16	
11.22 09:00:00			0:15:00	19,317.29	4,829.32	18,766.95	4,691.74	
11.22 09:15:00			0:15:00	17,845.66	4,461.41	23,893.08	5,973.27	

11.22 09:30:00			0:15:00	16,987.98	4,246.99	27,955.97	6,988.99	
11.22 09:45:00			0:15:00	16,672.89	4,168.22	31,031.44	7,757.86	
11.22 10:00:00			0:15:00	16,305.17	4,076.29	33,298.39	8,324.60	
11.22 10:15:00			0:15:00	16,190.92	4,047.73	35,462.05	8,865.51	
11.22 10:30:00			0:15:00	15,800.99	3,950.25	36,833.39	9,208.35	
11.22 10:45:00			0:15:00	15,720.16	3,930.04	37,671.11	9,417.78	
11.22 11:00:00			0:15:00	15,478.68	3,869.67	37,817.55	9,454.39	
11.22 11:15:00			0:15:00	15,404.83	3,851.21	38,064.53	9,516.13	
11.22 11:30:00			0:15:00	14,884.69	3,721.17	38,088.23	9,522.06	
11.22 11:45:00			0:15:00	14,627.23	3,656.81	38,521.56	9,630.39	
11.22 12:00:00			0:15:00	14,291.94	3,572.99	38,275.58	9,568.90	
11.22 12:15:00			0:15:00	14,321.38	3,580.35	37,683.34	9,420.83	
11.22 12:30:00			0:15:00	14,217.60	3,554.40	36,241.40	9,060.35	
11.22 12:45:00			0:15:00	14,429.15	3,607.29	35,216.32	8,804.08	
11.22 13:00:00			0:15:00	15,371.65	3,842.91	33,678.33	8,419.58	
11.22 13:15:00			0:15:00	16,686.12	4,171.53	32,372.60	8,093.15	
11.22 13:30:00			0:15:00	18,076.92	4,519.23	30,736.32	7,684.08	
11.22 13:45:00			0:15:00	19,831.94	4,957.99	29,216.54	7,304.14	
11.22 14:00:00			0:15:00	21,537.33	5,384.33	27,395.16	6,848.79	
11.22 14:15:00			0:15:00	23,736.91	5,934.23	25,453.52	6,363.38	
11.22 14:30:00			0:15:00	26,017.83	6,504.46	22,918.90	5,729.72	
11.22 14:45:00			0:15:00	28,125.11	7,031.28	19,628.87	4,907.22	
11.22 15:00:00			0:15:00	30,361.61	7,590.40	15,753.34	3,938.34	
11.22 15:15:00			0:15:00	35,380.47	8,845.12	11,504.10	2,876.03	
11.22 15:30:00			0:15:00	42,232.19	10,558.05	7,381.10	1,845.27	
11.22 15:45:00			0:12:00	51,721.57	10,344.31	3,420.00	684.00	
11.22 15:54:00			0:04:48	7:57:00	58,849.45	4,707.96	1,405.77	112.46
								207,557.93
11.29 08:04:12	29-Nov	11-Jan	0:05:24	26,032.79	2,342.95	2,647.64	238.29	
11.29 08:15:00			0:12:36	27,421.85	5,758.59	3,146.08	660.68	
11.29 08:30:00			0:15:00	28,643.26	7,160.82	4,235.52	1,058.88	
11.29 08:45:00			0:15:00	26,261.31	6,565.33	9,211.72	2,302.93	
11.29 09:00:00			0:15:00	22,564.15	5,641.04	16,000.82	4,000.21	
11.29 09:15:00			0:15:00	20,408.22	5,102.06	21,826.96	5,456.74	
11.29 09:30:00			0:15:00	18,843.54	4,710.89	26,786.70	6,696.67	
11.29 09:45:00			0:15:00	18,375.28	4,593.82	30,613.83	7,653.46	
11.29 10:00:00			0:15:00	17,866.11	4,466.53	33,598.50	8,399.63	
11.29 10:15:00			0:15:00	17,680.76	4,420.19	36,290.29	9,072.57	
11.29 10:30:00			0:15:00	17,236.45	4,309.11	38,129.14	9,532.29	
11.29 10:45:00			0:15:00	17,131.92	4,282.98	39,188.90	9,797.22	
11.29 11:00:00			0:15:00	16,867.73	4,216.93	39,593.79	9,898.45	
11.29 11:15:00			0:15:00	16,702.58	4,175.65	40,019.38	10,004.85	
11.29 11:30:00			0:15:00	16,107.09	4,026.77	39,972.98	9,993.25	
11.29 11:45:00			0:15:00	15,818.95	3,954.74	40,365.65	10,091.41	
11.29 12:00:00			0:15:00	15,480.17	3,870.04	40,236.17	10,059.04	
11.29 12:15:00			0:15:00	15,425.79	3,856.45	39,461.07	9,865.27	
11.29 12:30:00			0:15:00	15,284.59	3,821.15	37,975.72	9,493.93	
11.29 12:45:00			0:15:00	15,545.04	3,886.26	36,731.36	9,182.84	
11.29 13:00:00			0:15:00	16,468.83	4,117.21	35,187.13	8,796.78	
11.29 13:15:00			0:15:00	17,761.34	4,440.33	33,843.73	8,460.93	
11.29 13:30:00			0:15:00	19,237.45	4,809.36	32,119.39	8,029.85	
11.29 13:45:00			0:15:00	20,981.01	5,245.25	30,469.14	7,617.28	
11.29 14:00:00			0:15:00	22,791.92	5,697.98	28,482.10	7,120.53	
11.29 14:15:00			0:15:00	25,042.15	6,260.54	26,349.12	6,587.28	
11.29 14:30:00			0:15:00	27,365.47	6,841.37	23,554.05	5,888.51	
11.29 14:45:00			0:15:00	29,457.78	7,364.45	19,969.65	4,992.41	
11.29 15:00:00			0:15:00	32,161.80	8,040.45	15,789.02	3,947.25	

11.29 15:15:00			0:15:00	37,523.43	9,380.86	11,399.83	2,849.96	
11.29 15:30:00			0:15:00	44,663.54	11,165.88	7,163.56	1,790.89	
11.29 15:45:00			0:10:48	54,869.89	9,876.58	2,889.12	520.04	
11.29 15:51:36			0:03:00	7:46:48	60,299.88	3,014.99	1,424.98	210,131.56
12.06 08:10:12	6-Dec	4-Jan	0:02:24	27,529.12	1,101.17	2,306.36	92.25	
12.06 08:15:00			0:10:12	28,082.20	4,773.97	2,583.02	439.11	
12.06 08:30:00			0:15:00	30,357.12	7,589.28	2,765.39	691.35	
12.06 08:45:00			0:15:00	29,750.41	7,437.60	5,886.27	1,471.57	
12.06 09:00:00			0:15:00	25,503.42	6,375.85	13,147.12	3,286.78	
12.06 09:15:00			0:15:00	22,833.33	5,708.33	19,532.83	4,883.21	
12.06 09:30:00			0:15:00	21,118.22	5,279.55	25,012.46	6,253.11	
12.06 09:45:00			0:15:00	19,975.14	4,993.79	29,541.10	7,385.28	
12.06 10:00:00			0:15:00	19,228.72	4,807.18	33,268.95	8,317.24	
12.06 10:15:00			0:15:00	18,992.97	4,748.24	36,373.62	9,093.40	
12.06 10:30:00			0:15:00	18,420.94	4,605.23	38,706.42	9,676.61	
12.06 10:45:00			0:15:00	18,305.43	4,576.36	40,046.58	10,011.64	
12.06 11:00:00			0:15:00	17,980.12	4,495.03	40,726.63	10,181.66	
12.06 11:15:00			0:15:00	17,793.52	4,448.38	41,421.91	10,355.48	
12.06 11:30:00			0:15:00	17,158.86	4,289.72	41,548.39	10,387.10	
12.06 11:45:00			0:15:00	16,760.46	4,190.11	41,941.56	10,485.39	
12.06 12:00:00			0:15:00	16,319.89	4,079.97	41,670.13	10,417.53	
12.06 12:15:00			0:15:00	16,263.76	4,065.94	40,834.41	10,208.60	
12.06 12:30:00			0:15:00	16,095.37	4,023.84	39,373.00	9,843.25	
12.06 12:45:00			0:15:00	16,309.91	4,077.48	38,030.85	9,507.71	
12.06 13:00:00			0:15:00	17,236.20	4,309.05	36,430.25	9,107.56	
12.06 13:15:00			0:15:00	18,500.27	4,625.07	35,069.13	8,767.28	
12.06 13:30:00			0:15:00	19,926.99	4,981.75	33,265.21	8,316.30	
12.06 13:45:00			0:15:00	21,750.63	5,437.66	31,511.68	7,877.92	
12.06 14:00:00			0:15:00	23,607.69	5,901.92	29,422.86	7,355.71	
12.06 14:15:00			0:15:00	25,855.42	6,463.86	27,170.63	6,792.66	
12.06 14:30:00			0:15:00	28,170.26	7,042.57	24,113.61	6,028.40	
12.06 14:45:00			0:15:00	30,336.42	7,584.10	20,400.49	5,100.12	
12.06 15:00:00			0:15:00	33,267.70	8,316.93	16,063.19	4,015.80	
12.06 15:15:00			0:15:00	38,752.82	9,688.21	11,601.40	2,900.35	
12.06 15:30:00			0:15:00	46,028.89	11,507.22	7,227.67	1,806.92	
12.06 15:45:00			0:10:12	56,368.46	9,582.64	2,775.12	471.77	
12.06 15:51:00			0:03:00	7:40:48	61,294.02	3,064.70	1,458.66	211,602.00
12.13 08:15:36	13-Dec	27-Dec	0:07:12	28,474.87	3,416.98	2,078.34	249.40	
12.13 08:30:00			0:15:00	30,477.87	7,619.47	2,532.63	633.16	
12.13 08:45:00			0:15:00	32,060.51	8,015.13	3,441.45	860.36	
12.13 09:00:00			0:15:00	28,005.36	7,001.34	10,343.82	2,585.95	
12.13 09:15:00			0:15:00	24,789.68	6,197.42	17,254.16	4,313.54	
12.13 09:30:00			0:15:00	22,864.01	5,716.00	23,199.55	5,799.89	
12.13 09:45:00			0:15:00	21,475.71	5,368.93	28,104.40	7,026.10	
12.13 10:00:00			0:15:00	20,309.18	5,077.30	32,463.16	8,115.79	
12.13 10:15:00			0:15:00	20,025.53	5,006.38	35,941.78	8,985.45	
12.13 10:30:00			0:15:00	19,277.12	4,819.28	38,711.41	9,677.85	
12.13 10:45:00			0:15:00	19,126.94	4,781.74	40,347.19	10,086.80	
12.13 11:00:00			0:15:00	18,790.65	4,697.66	41,318.88	10,329.72	
12.13 11:15:00			0:15:00	18,571.62	4,642.90	42,082.51	10,520.63	
12.13 11:30:00			0:15:00	17,879.34	4,469.83	42,423.79	10,605.95	
12.13 11:45:00			0:15:00	17,443.01	4,360.75	42,881.81	10,720.45	
12.13 12:00:00			0:15:00	16,918.87	4,229.72	42,678.74	10,669.69	
12.13 12:15:00			0:15:00	16,837.54	4,209.39	41,953.53	10,488.38	
12.13 12:30:00			0:15:00	16,620.26	4,155.06	40,468.43	10,117.11	
12.13 12:45:00			0:15:00	16,748.48	4,187.12	39,029.98	9,757.50	

12.13 13:00:00			0:15:00	17,575.48	4,393.87	37,401.69	9,350.42	
12.13 13:15:00			0:15:00	18,855.76	4,713.94	36,011.88	9,002.97	
12.13 13:30:00			0:15:00	20,269.27	5,067.32	34,160.81	8,540.20	
12.13 13:45:00			0:15:00	22,045.75	5,511.44	32,355.89	8,088.97	
12.13 14:00:00			0:15:00	23,851.67	5,962.92	30,217.42	7,554.36	
12.13 14:15:00			0:15:00	26,175.24	6,543.81	27,905.82	6,976.46	
12.13 14:30:00			0:15:00	28,496.07	7,124.02	24,735.55	6,183.89	
12.13 14:45:00			0:15:00	30,715.36	7,678.84	20,993.98	5,248.50	
12.13 15:00:00			0:15:00	33,502.20	8,375.55	16,682.37	4,170.59	
12.13 15:15:00			0:15:00	38,914.98	9,728.74	12,165.45	3,041.36	
12.13 15:30:00			0:15:00	45,993.71	11,498.43	7,718.13	1,929.53	
12.13 15:45:00			0:10:48	56,149.68	10,106.94	3,146.33	566.34	
12.13 15:52:11			0:03:36	7:36:36	62,148.96	3,728.94	1,444.69	212,283.97
12.20 08:19:48	20-Dec	No Miror	0:04:48	28,809.16	2,304.73	2,017.22	161.38	
12.20 08:30:00			0:12:36	30,151.06	6,331.72	2,420.87	508.38	
12.20 08:45:00			0:15:00	32,669.47	8,167.37	2,397.42	599.35	
12.20 09:00:00			0:15:00	29,792.57	7,448.14	7,987.31	1,996.83	
12.20 09:15:00			0:15:00	26,072.96	6,518.24	15,315.77	3,828.94	
12.20 09:30:00			0:15:00	23,800.53	5,950.13	21,640.36	5,410.09	
12.20 09:45:00			0:15:00	22,399.50	5,599.88	26,796.43	6,699.11	
12.20 10:00:00			0:15:00	20,906.91	5,226.73	31,467.77	7,866.94	
12.20 10:15:00			0:15:00	20,484.56	5,121.14	35,239.27	8,809.82	
12.20 10:30:00			0:15:00	19,760.60	4,940.15	38,282.32	9,570.58	
12.20 10:45:00			0:15:00	19,462.23	4,865.56	40,206.24	10,051.56	
12.20 11:00:00			0:15:00	19,165.86	4,791.46	41,413.93	10,353.48	
12.20 11:15:00			0:15:00	18,932.10	4,733.03	42,260.88	10,565.22	
12.20 11:30:00			0:15:00	18,275.25	4,568.81	42,676.25	10,669.06	
12.20 11:45:00			0:15:00	17,780.54	4,445.14	43,206.63	10,801.66	
12.20 12:00:00			0:15:00	17,208.26	4,302.06	43,107.59	10,776.90	
12.20 12:15:00			0:15:00	17,083.02	4,270.76	42,527.07	10,631.77	
12.20 12:30:00			0:15:00	16,854.01	4,213.50	41,010.78	10,252.70	
12.20 12:45:00			0:15:00	16,918.12	4,229.53	39,648.67	9,912.17	
12.20 13:00:00			0:15:00	17,632.86	4,408.21	38,000.91	9,500.23	
12.20 13:15:00			0:15:00	18,816.60	4,704.15	36,595.15	9,148.79	
12.20 13:30:00			0:15:00	20,155.51	5,038.88	34,778.50	8,694.62	
12.20 13:45:00			0:15:00	21,936.98	5,484.25	32,961.60	8,240.40	
12.20 14:00:00			0:15:00	23,722.44	5,930.61	30,850.08	7,712.52	
12.20 14:15:00			0:15:00	25,935.75	6,483.94	28,569.91	7,142.48	
12.20 14:30:00			0:15:00	28,255.33	7,063.83	25,482.71	6,370.68	
12.20 14:45:00			0:15:00	30,605.85	7,651.46	21,796.53	5,449.13	
12.20 15:00:00			0:15:00	33,061.39	8,265.35	17,525.59	4,381.40	
12.20 15:15:00			0:15:00	38,114.17	9,528.54	13,043.09	3,260.77	
12.20 15:30:00			0:15:00	44,798.50	11,199.63	8,561.59	2,140.40	
12.20 15:45:00			0:12:36	54,603.71	11,466.78	3,887.76	816.43	
12.20 15:54:36			0:04:48	7:34:48	62,219.56	4,977.56	1,490.34	212,442.99
227:40:12				2,176,557.08		12,656,475.80	3,152,091.36	

8:25:56 Average Duration



## \_MAY2020 1450 OWENS E AND D FOR D 39 FT EXIST UPPER ONLY PROPOSED - Ballpark

DayNum	Date+Time	Duration	ExSF	ExSFHr	NewSF	NewSFHr	SunnySF	SunnySFHr
172	06.21 06:46:48	0:06:36	17,524.09	1,927.65	0.00	0.00	67,506.59	7,425.73
172	06.21 07:00:00	0:13:48	5,878.04	1,351.95	0.00	0.00	79,152.65	18,205.11
172	06.21 07:15:00	0:15:00	0.00	0.00	0.00	0.00	85,030.68	21,257.67
172	06.21 07:30:00	0:15:00	0.00	0.00	0.00	0.00	85,030.68	21,257.67
172	06.21 07:45:00	0:15:00	0.00	0.00	0.00	0.00	85,030.68	21,257.67
172	06.21 08:00:00	0:15:00	0.00	0.00	0.00	0.00	85,030.68	21,257.67
172	06.21 08:15:00	0:15:00	0.00	0.00	0.00	0.00	85,030.68	21,257.67
172	06.21 08:30:00	0:15:00	0.00	0.00	0.00	0.00	85,030.68	21,257.67
172	06.21 08:45:00	0:15:00	0.00	0.00	0.00	0.00	85,030.68	21,257.67
172	06.21 09:00:00	0:15:00	0.00	0.00	0.00	0.00	85,030.68	21,257.67
172	06.21 09:15:00	0:15:00	0.00	0.00	0.00	0.00	85,030.68	21,257.67
172	06.21 09:30:00	0:15:00	0.00	0.00	0.00	0.00	85,030.68	21,257.67
172	06.21 09:45:00	0:15:00	0.00	0.00	330.05	82.51	84,700.63	21,175.16
172	06.21 10:00:00	0:15:00	0.00	0.00	905.08	226.27	84,125.60	21,031.40
172	06.21 10:15:00	0:15:00	0.00	0.00	1,535.49	383.87	83,495.19	20,873.80
172	06.21 10:30:00	0:15:00	0.00	0.00	2,069.36	517.34	82,961.32	20,740.33
172	06.21 10:45:00	0:15:00	0.00	0.00	2,641.40	660.35	82,389.28	20,597.32
172	06.21 11:00:00	0:15:00	0.00	0.00	3,049.78	762.45	81,980.90	20,495.23
172	06.21 11:15:00	0:15:00	0.00	0.00	3,539.74	884.94	81,490.94	20,372.73
172	06.21 11:30:00	0:15:00	0.00	0.00	3,820.65	955.16	81,210.03	20,302.51
172	06.21 11:45:00	0:15:00	0.00	0.00	4,244.25	1,061.06	80,786.43	20,196.61
172	06.21 12:00:00	0:15:00	1.25	0.31	4,386.95	1,096.74	80,642.49	20,160.62
172	06.21 12:15:00	0:15:00	22.95	5.74	4,754.42	1,188.60	80,253.31	20,063.33
172	06.21 12:30:00	0:15:00	10.73	2.68	4,655.88	1,163.97	80,364.08	20,091.02
172	06.21 12:45:00	0:15:00	33.93	8.48	4,807.06	1,201.76	80,189.70	20,047.42
172	06.21 13:00:00	0:15:00	10.23	2.56	4,643.15	1,160.79	80,377.30	20,094.33
172	06.21 13:15:00	0:15:00	19.96	4.99	4,778.37	1,194.59	80,232.36	20,058.09
172	06.21 13:30:00	0:15:00	0.50	0.13	4,506.19	1,126.55	80,523.99	20,131.00
172	06.21 13:45:00	0:15:00	0.25	0.06	4,542.62	1,135.65	80,487.82	20,121.95
172	06.21 14:00:00	0:15:00	0.00	0.00	4,147.70	1,036.93	80,882.98	20,220.74
172	06.21 14:15:00	0:15:00	0.00	0.00	4,044.17	1,011.04	80,986.51	20,246.63
172	06.21 14:30:00	0:15:00	0.00	0.00	3,560.70	890.18	81,469.98	20,367.50
172	06.21 14:45:00	0:15:00	0.00	0.00	3,282.54	820.64	81,748.14	20,437.04
172	06.21 15:00:00	0:15:00	0.00	0.00	2,691.54	672.89	82,339.14	20,584.79
172	06.21 15:15:00	0:15:00	1.00	0.25	2,224.28	556.07	82,805.40	20,701.35
172	06.21 15:30:00	0:15:00	95.05	23.76	1,507.30	376.83	83,428.33	20,857.08
172	06.21 15:45:00	0:15:00	408.38	102.10	844.46	211.12	83,777.84	20,944.46
172	06.21 16:00:00	0:15:00	901.84	225.46	13.72	3.43	84,115.12	21,028.78
172	06.21 16:15:00	0:15:00	1,545.47	386.37	0.00	0.00	83,485.21	20,871.30
172	06.21 16:30:00	0:15:00	2,246.49	561.62	0.00	0.00	82,784.20	20,696.05
172	06.21 16:45:00	0:15:00	3,040.30	760.08	0.00	0.00	81,990.38	20,497.60
172	06.21 17:00:00	0:15:00	3,943.39	985.85	0.00	0.00	81,087.29	20,271.82
172	06.21 17:15:00	0:15:00	4,969.71	1,242.43	0.00	0.00	80,060.97	20,015.24
172	06.21 17:30:00	0:15:00	6,166.92	1,541.73	0.00	0.00	78,863.76	19,715.94
172	06.21 17:45:00	0:15:00	7,574.44	1,893.61	0.00	0.00	77,456.24	19,364.06
172	06.21 18:00:00	0:15:00	8,938.55	2,234.64	0.00	0.00	76,092.14	19,023.03
172	06.21 18:15:00	0:15:00	10,304.65	2,576.16	0.00	0.00	74,726.03	18,681.51
172	06.21 18:30:00	0:15:00	11,869.33	2,967.33	0.00	0.00	73,161.35	18,290.34
172	06.21 18:45:00	0:15:00	13,974.86	3,493.72	0.00	0.00	71,055.82	17,763.95
172	06.21 19:00:00	0:15:00	18,070.18	4,517.55	0.00	0.00	66,960.50	16,740.13
172	06.21 19:15:00	0:18:00	24,842.57	7,452.77	0.00	0.00	60,188.11	18,056.43
172	06.21 19:36:00	0:10:48	37,265.22	6,707.74	0.00	0.00	47,765.46	8,597.78
179	06.28 06:48:35	0:06:00	16,591.32	1,659.13	0.00	0.00	68,439.37	6,843.94
179	06.28 07:00:00	0:13:12	7,038.32	1,548.43	0.00	0.00	77,992.36	17,158.32
179	06.28 07:15:00	0:15:00	0.00	0.00	0.00	0.00	85,030.68	21,257.67
179	06.28 07:30:00	0:15:00	0.00	0.00	0.00	0.00	85,030.68	21,257.67
179	06.28 07:45:00	0:15:00	0.00	0.00	0.00	0.00	85,030.68	21,257.67
179	06.28 08:00:00	0:15:00	0.00	0.00	0.00	0.00	85,030.68	21,257.67
179	06.28 08:15:00	0:15:00	0.00	0.00	0.00	0.00	85,030.68	21,257.67





# \_MAY2020 1450 OWENS E AND D FOR D 39 FT EXIST UPPER ONLY PROPOSED - Ballpark

DayNum	Date+Time	Duration	ExSF	ExSFHr	NewSF	NewSFHr	SunnySF	SunnySFHr
179	06.28 08:30:00	0:15:00	0.00	0.00	0.00	0.00	85,030.68	21,257.67
179	06.28 08:45:00	0:15:00	0.00	0.00	0.00	0.00	85,030.68	21,257.67
179	06.28 09:00:00	0:15:00	0.00	0.00	0.00	0.00	85,030.68	21,257.67
179	06.28 09:15:00	0:15:00	0.00	0.00	0.00	0.00	85,030.68	21,257.67
179	06.28 09:30:00	0:15:00	0.00	0.00	0.00	0.00	85,030.68	21,257.67
179	06.28 09:45:00	0:15:00	0.00	0.00	332.79	83.20	84,697.89	21,174.47
179	06.28 10:00:00	0:15:00	0.00	0.00	914.56	228.64	84,116.12	21,029.03
179	06.28 10:15:00	0:15:00	0.00	0.00	1,550.71	387.68	83,479.97	20,869.99
179	06.28 10:30:00	0:15:00	0.00	0.00	2,092.81	523.20	82,937.87	20,734.47
179	06.28 10:45:00	0:15:00	0.00	0.00	2,673.33	668.33	82,357.35	20,589.34
179	06.28 11:00:00	0:15:00	0.00	0.00	3,087.20	771.80	81,943.48	20,485.87
179	06.28 11:15:00	0:15:00	0.00	0.00	3,579.66	894.92	81,451.02	20,362.76
179	06.28 11:30:00	0:15:00	0.00	0.00	3,868.55	967.14	81,162.14	20,290.53
179	06.28 11:45:00	0:15:00	1.50	0.37	4,293.65	1,073.41	80,735.54	20,183.89
179	06.28 12:00:00	0:15:00	4.24	1.06	4,445.82	1,111.46	80,580.62	20,145.16
179	06.28 12:15:00	0:15:00	31.18	7.80	4,805.56	1,201.39	80,193.94	20,048.49
179	06.28 12:30:00	0:15:00	18.71	4.68	4,726.98	1,181.74	80,285.00	20,071.25
179	06.28 12:45:00	0:15:00	47.40	11.85	4,877.91	1,219.48	80,105.38	20,026.34
179	06.28 13:00:00	0:15:00	18.46	4.62	4,716.75	1,179.19	80,295.47	20,073.87
179	06.28 13:15:00	0:15:00	31.68	7.92	4,835.50	1,208.87	80,163.50	20,040.88
179	06.28 13:30:00	0:15:00	2.99	0.75	4,622.20	1,155.55	80,405.49	20,101.37
179	06.28 13:45:00	0:15:00	2.99	0.75	4,642.66	1,160.66	80,385.03	20,096.26
179	06.28 14:00:00	0:15:00	0.00	0.00	4,257.47	1,064.37	80,773.21	20,193.30
179	06.28 14:15:00	0:15:00	0.00	0.00	4,163.17	1,040.79	80,867.51	20,216.88
179	06.28 14:30:00	0:15:00	0.00	0.00	3,685.68	921.42	81,345.00	20,336.25
179	06.28 14:45:00	0:15:00	0.00	0.00	3,421.99	855.50	81,608.69	20,402.17
179	06.28 15:00:00	0:15:00	0.00	0.00	2,834.99	708.75	82,195.69	20,548.92
179	06.28 15:15:00	0:15:00	0.25	0.06	2,376.96	594.24	82,653.47	20,663.37
179	06.28 15:30:00	0:15:00	82.82	20.71	1,665.22	416.31	83,282.64	20,820.66
179	06.28 15:45:00	0:15:00	386.93	96.73	1,011.85	252.96	83,631.90	20,907.97
179	06.28 16:00:00	0:15:00	863.42	215.86	163.65	40.91	84,003.61	21,000.90
179	06.28 16:15:00	0:15:00	1,496.33	374.08	0.00	0.00	83,534.36	20,883.59
179	06.28 16:30:00	0:15:00	2,193.85	548.46	0.00	0.00	82,836.83	20,709.21
179	06.28 16:45:00	0:15:00	2,985.42	746.36	0.00	0.00	82,045.26	20,511.32
179	06.28 17:00:00	0:15:00	3,865.80	966.45	0.00	0.00	81,164.88	20,291.22
179	06.28 17:15:00	0:15:00	4,893.37	1,223.34	0.00	0.00	80,137.31	20,034.33
179	06.28 17:30:00	0:15:00	6,087.84	1,521.96	0.00	0.00	78,942.84	19,735.71
179	06.28 17:45:00	0:15:00	7,478.14	1,869.54	0.00	0.00	77,552.54	19,388.14
179	06.28 18:00:00	0:15:00	8,862.21	2,215.55	0.00	0.00	76,168.48	19,042.12
179	06.28 18:15:00	0:15:00	10,205.36	2,551.34	0.00	0.00	74,825.32	18,706.33
179	06.28 18:30:00	0:15:00	11,734.87	2,933.72	0.00	0.00	73,295.82	18,323.95
179	06.28 18:45:00	0:15:00	13,805.72	3,451.43	0.00	0.00	71,224.96	17,806.24
179	06.28 19:00:00	0:15:00	17,787.03	4,446.76	0.00	0.00	67,243.65	16,810.91
179	06.28 19:15:00	0:18:00	24,419.47	7,325.84	0.00	0.00	60,611.22	18,183.37
179	06.28 19:36:36	0:10:48	37,307.88	6,715.42	0.00	0.00	47,722.80	8,590.10
186	07.05 06:52:12	0:03:36	13,626.85	817.61	0.00	0.00	71,403.83	4,284.23
186	07.05 07:00:00	0:11:24	7,555.98	1,435.64	0.00	0.00	77,474.71	14,720.19
186	07.05 07:15:00	0:15:00	0.00	0.00	0.00	0.00	85,030.68	21,257.67
186	07.05 07:30:00	0:15:00	0.00	0.00	0.00	0.00	85,030.68	21,257.67
186	07.05 07:45:00	0:15:00	0.00	0.00	0.00	0.00	85,030.68	21,257.67
186	07.05 08:00:00	0:15:00	0.00	0.00	0.00	0.00	85,030.68	21,257.67
186	07.05 08:15:00	0:15:00	0.00	0.00	0.00	0.00	85,030.68	21,257.67
186	07.05 08:30:00	0:15:00	0.00	0.00	0.00	0.00	85,030.68	21,257.67
186	07.05 08:45:00	0:15:00	0.00	0.00	0.00	0.00	85,030.68	21,257.67
186	07.05 09:00:00	0:15:00	0.00	0.00	0.00	0.00	85,030.68	21,257.67
186	07.05 09:15:00	0:15:00	0.00	0.00	0.00	0.00	85,030.68	21,257.67
186	07.05 09:30:00	0:15:00	0.00	0.00	0.00	0.00	85,030.68	21,257.67
186	07.05 09:45:00	0:15:00	0.00	0.00	476.99	119.25	84,553.69	21,138.42
186	07.05 10:00:00	0:15:00	0.00	0.00	1,081.96	270.49	83,948.73	20,987.18



# \_MAY2020 1450 OWENS E AND D FOR D 39 FT EXIST UPPER ONLY PROPOSED - Ballpark

DayNum	Date+Time	Duration	ExSF	ExSFHr	NewSF	NewSFHr	SunnySF	SunnySFHr
186	07.05 10:15:00	0:15:00	0.00	0.00	1,739.56	434.89	83,291.12	20,822.78
186	07.05 10:30:00	0:15:00	0.00	0.00	2,290.89	572.72	82,739.79	20,684.95
186	07.05 10:45:00	0:15:00	0.00	0.00	2,877.40	719.35	82,153.28	20,538.32
186	07.05 11:00:00	0:15:00	0.00	0.00	3,299.50	824.88	81,731.18	20,432.80
186	07.05 11:15:00	0:15:00	0.00	0.00	3,800.19	950.05	81,230.49	20,307.62
186	07.05 11:30:00	0:15:00	0.25	0.06	4,096.06	1,024.02	80,934.37	20,233.59
186	07.05 11:45:00	0:15:00	21.46	5.36	4,507.44	1,126.86	80,501.79	20,125.45
186	07.05 12:00:00	0:15:00	28.69	7.17	4,663.36	1,165.84	80,338.63	20,084.66
186	07.05 12:15:00	0:15:00	78.58	19.65	5,010.13	1,252.53	79,941.97	19,985.49
186	07.05 12:30:00	0:15:00	59.37	14.84	4,951.00	1,237.75	80,020.31	20,005.08
186	07.05 12:45:00	0:15:00	105.53	26.38	5,075.49	1,268.87	79,849.67	19,962.42
186	07.05 13:00:00	0:15:00	58.88	14.72	4,938.28	1,234.57	80,033.53	20,008.38
186	07.05 13:15:00	0:15:00	82.33	20.58	5,081.23	1,270.31	79,867.13	19,966.78
186	07.05 13:30:00	0:15:00	27.19	6.80	4,854.95	1,213.74	80,148.54	20,037.13
186	07.05 13:45:00	0:15:00	28.69	7.17	4,902.35	1,225.59	80,099.64	20,024.91
186	07.05 14:00:00	0:15:00	0.00	0.00	4,560.83	1,140.21	80,469.85	20,117.46
186	07.05 14:15:00	0:15:00	0.00	0.00	4,467.03	1,116.76	80,563.65	20,140.91
186	07.05 14:30:00	0:15:00	0.00	0.00	3,999.52	999.88	81,031.16	20,257.79
186	07.05 14:45:00	0:15:00	0.00	0.00	3,745.06	936.27	81,285.62	20,321.41
186	07.05 15:00:00	0:15:00	0.00	0.00	3,170.28	792.57	81,860.40	20,465.10
186	07.05 15:15:00	0:15:00	0.00	0.00	2,725.72	681.43	82,304.96	20,576.24
186	07.05 15:30:00	0:15:00	79.33	19.83	2,016.22	504.06	82,935.13	20,733.78
186	07.05 15:45:00	0:15:00	377.70	94.43	1,367.60	341.90	83,285.38	20,821.35
186	07.05 16:00:00	0:15:00	860.68	215.17	499.69	124.92	83,670.32	20,917.58
186	07.05 16:15:00	0:15:00	1,493.33	373.33	0.00	0.00	83,537.35	20,884.34
186	07.05 16:30:00	0:15:00	2,199.09	549.77	0.00	0.00	82,831.60	20,707.90
186	07.05 16:45:00	0:15:00	2,990.66	747.66	0.00	0.00	82,040.02	20,510.01
186	07.05 17:00:00	0:15:00	3,880.77	970.19	0.00	0.00	81,149.91	20,287.48
186	07.05 17:15:00	0:15:00	4,912.33	1,228.08	0.00	0.00	80,118.35	20,029.59
186	07.05 17:30:00	0:15:00	6,105.55	1,526.39	0.00	0.00	78,925.13	19,731.28
186	07.05 17:45:00	0:15:00	7,502.34	1,875.59	0.00	0.00	77,528.34	19,382.09
186	07.05 18:00:00	0:15:00	8,888.90	2,222.23	0.00	0.00	76,141.78	19,035.45
186	07.05 18:15:00	0:15:00	10,224.07	2,556.02	0.00	0.00	74,806.61	18,701.65
186	07.05 18:30:00	0:15:00	11,776.03	2,944.01	0.00	0.00	73,254.65	18,313.66
186	07.05 18:45:00	0:15:00	13,848.88	3,462.22	0.00	0.00	71,181.80	17,795.45
186	07.05 19:00:00	0:15:00	17,911.77	4,477.94	0.00	0.00	67,118.92	16,779.73
186	07.05 19:15:00	0:18:00	24,668.69	7,400.61	0.00	0.00	60,362.00	18,108.60
186	07.05 19:36:00	0:10:48	37,208.59	6,697.55	0.00	0.00	47,822.09	8,607.98
193	07.12 06:56:24	0:01:48	9,351.17	280.54	0.00	0.00	75,679.51	2,270.39
193	07.12 07:00:00	0:09:00	7,275.32	1,091.30	0.00	0.00	77,755.36	11,663.30
193	07.12 07:15:00	0:15:00	60.87	15.22	0.00	0.00	84,969.81	21,242.45
193	07.12 07:30:00	0:15:00	0.00	0.00	0.00	0.00	85,030.68	21,257.67
193	07.12 07:45:00	0:15:00	0.00	0.00	0.00	0.00	85,030.68	21,257.67
193	07.12 08:00:00	0:15:00	0.00	0.00	0.00	0.00	85,030.68	21,257.67
193	07.12 08:15:00	0:15:00	0.00	0.00	0.00	0.00	85,030.68	21,257.67
193	07.12 08:30:00	0:15:00	0.00	0.00	0.00	0.00	85,030.68	21,257.67
193	07.12 08:45:00	0:15:00	0.00	0.00	0.00	0.00	85,030.68	21,257.67
193	07.12 09:00:00	0:15:00	0.00	0.00	0.00	0.00	85,030.68	21,257.67
193	07.12 09:15:00	0:15:00	0.00	0.00	0.00	0.00	85,030.68	21,257.67
193	07.12 09:30:00	0:15:00	0.00	0.00	134.22	33.55	84,896.47	21,224.12
193	07.12 09:45:00	0:15:00	0.00	0.00	776.35	194.09	84,254.33	21,063.58
193	07.12 10:00:00	0:15:00	0.00	0.00	1,416.25	354.06	83,614.44	20,903.61
193	07.12 10:15:00	0:15:00	0.00	0.00	2,107.28	526.82	82,923.40	20,730.85
193	07.12 10:30:00	0:15:00	0.00	0.00	2,663.60	665.90	82,367.08	20,591.77
193	07.12 10:45:00	0:15:00	0.00	0.00	3,261.83	815.46	81,768.85	20,442.21
193	07.12 11:00:00	0:15:00	0.00	0.00	3,689.43	922.36	81,341.26	20,335.31
193	07.12 11:15:00	0:15:00	11.98	2.99	4,189.62	1,047.40	80,829.09	20,207.27
193	07.12 11:30:00	0:15:00	36.42	9.11	4,465.53	1,116.38	80,528.73	20,132.18
193	07.12 11:45:00	0:15:00	107.27	26.82	4,837.24	1,209.31	80,086.17	20,021.54



## \_MAY2020 1450 OWENS E AND D FOR D 39 FT EXIST UPPER ONLY PROPOSED - Ballpark

DayNum	Date+Time	Duration	ExSF	ExSFHr	NewSF	NewSFHr	SunnySF	SunnySFHr
193	07.12 12:00:00	0:15:00	121.24	30.31	4,992.16	1,248.04	79,917.28	19,979.32
193	07.12 12:15:00	0:15:00	193.84	48.46	5,335.93	1,333.98	79,500.91	19,875.23
193	07.12 12:30:00	0:15:00	171.14	42.78	5,281.80	1,320.45	79,577.75	19,894.44
193	07.12 12:45:00	0:15:00	222.78	55.69	5,402.79	1,350.70	79,405.11	19,851.28
193	07.12 13:00:00	0:15:00	170.64	42.66	5,273.57	1,318.39	79,586.48	19,896.62
193	07.12 13:15:00	0:15:00	198.33	49.58	5,397.06	1,349.26	79,435.30	19,858.82
193	07.12 13:30:00	0:15:00	121.74	30.44	5,220.43	1,305.11	79,688.51	19,922.13
193	07.12 13:45:00	0:15:00	123.49	30.87	5,278.56	1,319.64	79,628.64	19,907.16
193	07.12 14:00:00	0:15:00	37.42	9.36	4,993.41	1,248.35	79,999.85	19,999.96
193	07.12 14:15:00	0:15:00	22.95	5.74	4,940.52	1,235.13	80,067.21	20,016.80
193	07.12 14:30:00	0:15:00	0.00	0.00	4,496.47	1,124.12	80,534.22	20,133.55
193	07.12 14:45:00	0:15:00	0.00	0.00	4,259.22	1,064.80	80,771.46	20,192.87
193	07.12 15:00:00	0:15:00	0.00	0.00	3,696.16	924.04	81,334.52	20,333.63
193	07.12 15:15:00	0:15:00	0.00	0.00	3,270.07	817.52	81,760.62	20,440.15
193	07.12 15:30:00	0:15:00	82.08	20.52	2,563.31	640.83	82,385.29	20,596.32
193	07.12 15:45:00	0:15:00	396.16	99.04	1,914.44	478.61	82,720.08	20,680.02
193	07.12 16:00:00	0:15:00	894.60	223.65	1,016.35	254.09	83,119.73	20,779.93
193	07.12 16:15:00	0:15:00	1,542.73	385.68	211.05	52.76	83,276.90	20,819.23
193	07.12 16:30:00	0:15:00	2,260.96	565.24	0.00	0.00	82,769.73	20,692.43
193	07.12 16:45:00	0:15:00	3,063.75	765.94	0.00	0.00	81,966.93	20,491.73
193	07.12 17:00:00	0:15:00	3,965.09	991.27	0.00	0.00	81,065.59	20,266.40
193	07.12 17:15:00	0:15:00	5,017.86	1,254.47	0.00	0.00	80,012.82	20,003.21
193	07.12 17:30:00	0:15:00	6,226.80	1,556.70	0.00	0.00	78,803.89	19,700.97
193	07.12 17:45:00	0:15:00	7,653.02	1,913.26	0.00	0.00	77,377.66	19,344.42
193	07.12 18:00:00	0:15:00	9,035.84	2,258.96	0.00	0.00	75,994.84	18,998.71
193	07.12 18:15:00	0:15:00	10,373.25	2,593.31	0.00	0.00	74,657.43	18,664.36
193	07.12 18:30:00	0:15:00	11,938.93	2,984.73	0.00	0.00	73,091.75	18,272.94
193	07.12 18:45:00	0:15:00	14,090.37	3,522.59	0.00	0.00	70,940.31	17,735.08
193	07.12 19:00:00	0:15:00	18,648.45	4,662.11	0.00	0.00	66,382.23	16,595.56
193	07.12 19:15:00	0:16:48	25,770.10	7,215.63	0.00	0.00	59,260.58	16,592.96
193	07.12 19:33:36	0:09:00	37,046.69	5,557.00	0.00	0.00	47,983.99	7,197.60
200	07.19 07:01:11	0:07:48	4,822.02	626.86	0.00	0.00	80,208.66	10,427.13
200	07.19 07:16:11	0:14:24	0.00	0.00	0.00	0.00	85,030.68	20,407.36
200	07.19 07:30:00	0:14:24	0.00	0.00	0.00	0.00	85,030.68	20,407.36
200	07.19 07:45:00	0:15:00	0.00	0.00	0.00	0.00	85,030.68	21,257.67
200	07.19 08:00:00	0:15:00	0.00	0.00	0.00	0.00	85,030.68	21,257.67
200	07.19 08:15:00	0:15:00	0.00	0.00	0.00	0.00	85,030.68	21,257.67
200	07.19 08:30:00	0:15:00	0.00	0.00	0.00	0.00	85,030.68	21,257.67
200	07.19 08:45:00	0:15:00	0.00	0.00	0.00	0.00	85,030.68	21,257.67
200	07.19 09:00:00	0:15:00	0.00	0.00	0.00	0.00	85,030.68	21,257.67
200	07.19 09:15:00	0:15:00	0.00	0.00	0.00	0.00	85,030.68	21,257.67
200	07.19 09:30:00	0:15:00	0.00	0.00	528.38	132.10	84,502.30	21,125.58
200	07.19 09:45:00	0:15:00	0.00	0.00	1,260.83	315.21	83,769.86	20,942.46
200	07.19 10:00:00	0:15:00	0.00	0.00	1,950.36	487.59	83,080.32	20,770.08
200	07.19 10:15:00	0:15:00	0.00	0.00	2,657.12	664.28	82,373.57	20,593.39
200	07.19 10:30:00	0:15:00	0.00	0.00	3,224.16	806.04	81,806.52	20,451.63
200	07.19 10:45:00	0:15:00	2.99	0.75	3,827.88	956.97	81,199.81	20,299.95
200	07.19 11:00:00	0:15:00	38.67	9.67	4,227.29	1,056.82	80,764.73	20,191.18
200	07.19 11:15:00	0:15:00	138.71	34.68	4,649.14	1,162.29	80,242.84	20,060.71
200	07.19 11:30:00	0:15:00	189.60	47.40	4,905.60	1,226.40	79,935.49	19,983.87
200	07.19 11:45:00	0:15:00	277.91	69.48	5,266.83	1,316.71	79,485.94	19,871.49
200	07.19 12:00:00	0:15:00	291.38	72.85	5,433.23	1,358.31	79,306.07	19,826.52
200	07.19 12:15:00	0:15:00	361.23	90.31	5,777.75	1,444.44	78,891.70	19,722.93
200	07.19 12:30:00	0:15:00	338.78	84.70	5,729.35	1,432.34	78,962.55	19,740.64
200	07.19 12:45:00	0:15:00	387.43	96.86	5,840.61	1,460.15	78,802.64	19,700.66
200	07.19 13:00:00	0:15:00	337.29	84.32	5,732.34	1,433.09	78,961.05	19,740.26
200	07.19 13:15:00	0:15:00	364.48	91.12	5,869.05	1,467.26	78,797.15	19,699.29
200	07.19 13:30:00	0:15:00	287.89	71.97	5,712.89	1,428.22	79,029.91	19,757.48
200	07.19 13:45:00	0:15:00	290.38	72.60	5,755.55	1,438.89	78,984.75	19,746.19



# \_MAY2020 1450 OWENS E AND D FOR D 39 FT EXIST UPPER ONLY PROPOSED - Ballpark

DayNum	Date+Time	Duration	ExSF	ExSFHr	NewSF	NewSFHr	SunnySF	SunnySFHr
200	07.19 14:00:00	0:15:00	189.85	47.46	5,513.81	1,378.45	79,327.03	19,831.76
200	07.19 14:15:00	0:15:00	161.91	40.48	5,476.89	1,369.22	79,391.89	19,847.97
200	07.19 14:30:00	0:15:00	49.40	12.35	5,147.83	1,286.96	79,833.45	19,958.36
200	07.19 14:45:00	0:15:00	14.97	3.74	4,952.25	1,238.06	80,063.47	20,015.87
200	07.19 15:00:00	0:15:00	0.00	0.00	4,413.39	1,103.35	80,617.29	20,154.32
200	07.19 15:15:00	0:15:00	1.00	0.25	4,008.25	1,002.06	81,021.43	20,255.36
200	07.19 15:30:00	0:15:00	105.78	26.44	3,313.22	828.31	81,611.68	20,402.92
200	07.19 15:45:00	0:15:00	455.78	113.95	2,638.16	659.54	81,936.74	20,484.19
200	07.19 16:00:00	0:15:00	982.92	245.73	1,713.87	428.47	82,333.90	20,583.48
200	07.19 16:15:00	0:15:00	1,664.22	416.06	870.90	217.73	82,495.56	20,623.89
200	07.19 16:30:00	0:15:00	2,381.95	595.49	0.00	0.00	82,648.73	20,662.18
200	07.19 16:45:00	0:15:00	3,218.18	804.54	0.00	0.00	81,812.51	20,453.13
200	07.19 17:00:00	0:15:00	4,146.96	1,036.74	0.00	0.00	80,883.73	20,220.93
200	07.19 17:15:00	0:15:00	5,238.39	1,309.60	0.00	0.00	79,792.29	19,948.07
200	07.19 17:30:00	0:15:00	6,495.23	1,623.81	0.00	0.00	78,535.46	19,633.86
200	07.19 17:45:00	0:15:00	7,932.43	1,983.11	0.00	0.00	77,098.25	19,274.56
200	07.19 18:00:00	0:15:00	9,274.83	2,318.71	0.00	0.00	75,755.85	18,938.96
200	07.19 18:15:00	0:15:00	10,637.69	2,659.42	0.00	0.00	74,392.99	18,598.25
200	07.19 18:30:00	0:15:00	12,264.99	3,066.25	0.00	0.00	72,765.69	18,191.42
200	07.19 18:45:00	0:15:00	14,610.77	3,652.69	0.00	0.00	70,419.92	17,604.98
200	07.19 19:00:00	0:15:00	20,061.96	5,015.49	0.00	0.00	64,968.73	16,242.18
200	07.19 19:15:00	0:15:00	27,702.75	6,925.69	0.00	0.00	57,327.93	14,331.98
200	07.19 19:30:00	0:07:48	37,037.96	4,814.93	0.00	0.00	47,992.73	6,239.05
207	07.26 07:07:12	0:03:36	1,050.52	63.03	0.00	0.00	83,980.16	5,038.81
207	07.26 07:15:00	0:11:24	0.00	0.00	0.00	0.00	85,030.68	16,155.83
207	07.26 07:30:00	0:15:00	0.00	0.00	0.00	0.00	85,030.68	21,257.67
207	07.26 07:45:00	0:15:00	0.00	0.00	0.00	0.00	85,030.68	21,257.67
207	07.26 08:00:00	0:15:00	0.00	0.00	0.00	0.00	85,030.68	21,257.67
207	07.26 08:15:00	0:15:00	0.00	0.00	0.00	0.00	85,030.68	21,257.67
207	07.26 08:30:00	0:15:00	0.00	0.00	0.00	0.00	85,030.68	21,257.67
207	07.26 08:45:00	0:15:00	0.00	0.00	0.00	0.00	85,030.68	21,257.67
207	07.26 09:00:00	0:15:00	0.00	0.00	0.00	0.00	85,030.68	21,257.67
207	07.26 09:15:00	0:15:00	0.00	0.00	407.89	101.97	84,622.80	21,155.70
207	07.26 09:30:00	0:15:00	0.00	0.00	1,137.84	284.46	83,892.84	20,973.21
207	07.26 09:45:00	0:15:00	0.00	0.00	1,958.60	489.65	83,072.09	20,768.02
207	07.26 10:00:00	0:15:00	0.00	0.00	2,669.34	667.34	82,361.34	20,590.34
207	07.26 10:15:00	0:15:00	0.00	0.00	3,390.56	847.64	81,640.12	20,410.03
207	07.26 10:30:00	0:15:00	35.92	8.98	3,927.67	981.92	81,067.09	20,266.77
207	07.26 10:45:00	0:15:00	163.90	40.98	4,420.88	1,105.22	80,445.90	20,111.48
207	07.26 11:00:00	0:15:00	252.96	63.24	4,778.12	1,194.53	79,999.60	19,999.90
207	07.26 11:15:00	0:15:00	369.72	92.43	5,189.25	1,297.31	79,471.72	19,867.93
207	07.26 11:30:00	0:15:00	416.12	104.03	5,453.93	1,363.48	79,160.63	19,790.16
207	07.26 11:45:00	0:15:00	502.68	125.67	5,826.89	1,456.72	78,701.10	19,675.28
207	07.26 12:00:00	0:15:00	512.16	128.04	6,016.99	1,504.25	78,501.53	19,625.38
207	07.26 12:15:00	0:15:00	576.53	144.13	6,377.48	1,594.37	78,076.68	19,519.17
207	07.26 12:30:00	0:15:00	552.58	138.15	6,313.11	1,578.28	78,164.99	19,541.25
207	07.26 12:45:00	0:15:00	599.73	149.93	6,421.63	1,605.41	78,009.32	19,502.33
207	07.26 13:00:00	0:15:00	549.59	137.40	6,328.83	1,582.21	78,152.27	19,538.07
207	07.26 13:15:00	0:15:00	575.53	143.88	6,463.04	1,615.76	77,992.11	19,498.03
207	07.26 13:30:00	0:15:00	501.19	125.30	6,321.10	1,580.27	78,208.40	19,552.10
207	07.26 13:45:00	0:15:00	504.43	126.11	6,379.97	1,594.99	78,146.28	19,536.57
207	07.26 14:00:00	0:15:00	406.39	101.60	6,159.44	1,539.86	78,464.86	19,616.21
207	07.26 14:15:00	0:15:00	379.45	94.86	6,135.24	1,533.81	78,516.00	19,629.00
207	07.26 14:30:00	0:15:00	257.45	64.36	5,823.65	1,455.91	78,949.58	19,737.39
207	07.26 14:45:00	0:15:00	194.84	48.71	5,678.46	1,419.62	79,157.39	19,789.35
207	07.26 15:00:00	0:15:00	57.88	14.47	5,279.80	1,319.95	79,693.00	19,923.25
207	07.26 15:15:00	0:15:00	12.22	3.06	4,941.77	1,235.44	80,076.69	20,019.17
207	07.26 15:30:00	0:15:00	153.43	38.36	4,248.24	1,062.06	80,629.02	20,157.25
207	07.26 15:45:00	0:15:00	554.82	138.71	3,550.97	887.74	80,924.89	20,231.22



# \_MAY2020 1450 OWENS E AND D FOR D 39 FT EXIST UPPER ONLY PROPOSED - Ballpark

DayNum	Date+Time	Duration	ExSF	ExSFHr	NewSF	NewSFHr	SunnySF	SunnySFHr
207	07.26 16:00:00	0:15:00	1,130.10	282.53	2,608.22	652.06	81,292.36	20,323.09
207	07.26 16:15:00	0:15:00	1,824.63	456.16	1,729.08	432.27	81,476.97	20,369.24
207	07.26 16:30:00	0:15:00	2,587.26	646.82	715.73	178.93	81,727.69	20,431.92
207	07.26 16:45:00	0:15:00	3,441.95	860.49	1.00	0.25	81,587.73	20,396.93
207	07.26 17:00:00	0:15:00	4,415.64	1,103.91	0.00	0.00	80,615.05	20,153.76
207	07.26 17:15:00	0:15:00	5,539.50	1,384.88	0.00	0.00	79,491.18	19,872.80
207	07.26 17:30:00	0:15:00	6,892.88	1,723.22	0.00	0.00	78,137.80	19,534.45
207	07.26 17:45:00	0:15:00	8,322.35	2,080.59	0.00	0.00	76,708.33	19,177.08
207	07.26 18:00:00	0:15:00	9,663.01	2,415.75	0.00	0.00	75,367.67	18,841.92
207	07.26 18:15:00	0:15:00	11,019.38	2,754.85	0.00	0.00	74,011.30	18,502.83
207	07.26 18:30:00	0:15:00	12,813.83	3,203.46	0.00	0.00	72,216.86	18,054.21
207	07.26 18:45:00	0:15:00	16,033.25	4,008.31	0.00	0.00	68,997.43	17,249.36
207	07.26 19:00:00	0:15:00	22,263.54	5,565.88	0.00	0.00	62,767.14	15,691.79
207	07.26 19:15:00	0:12:36	30,376.58	6,379.08	0.00	0.00	54,654.10	11,477.36
207	07.26 19:25:12	0:05:24	37,010.76	3,330.97	0.00	0.00	48,019.92	4,321.79
214	08.02 07:12:36	0:01:12	0.00	0.00	0.00	0.00	85,030.68	1,700.61
214	08.02 07:15:00	0:09:00	0.00	0.00	0.00	0.00	85,030.68	12,754.60
214	08.02 07:30:00	0:15:00	0.00	0.00	0.00	0.00	85,030.68	21,257.67
214	08.02 07:45:00	0:15:00	0.00	0.00	0.00	0.00	85,030.68	21,257.67
214	08.02 08:00:00	0:15:00	0.00	0.00	0.00	0.00	85,030.68	21,257.67
214	08.02 08:15:00	0:15:00	0.00	0.00	0.00	0.00	85,030.68	21,257.67
214	08.02 08:30:00	0:15:00	0.00	0.00	0.00	0.00	85,030.68	21,257.67
214	08.02 08:45:00	0:15:00	0.00	0.00	0.00	0.00	85,030.68	21,257.67
214	08.02 09:00:00	0:15:00	0.00	0.00	329.30	82.33	84,701.38	21,175.35
214	08.02 09:15:00	0:15:00	0.00	0.00	1,151.81	287.95	83,878.87	20,969.72
214	08.02 09:30:00	0:15:00	0.00	0.00	2,005.25	501.31	83,025.43	20,756.36
214	08.02 09:45:00	0:15:00	0.00	0.00	2,858.94	714.73	82,171.74	20,542.94
214	08.02 10:00:00	0:15:00	30.44	7.61	3,552.22	888.05	81,448.03	20,362.01
214	08.02 10:15:00	0:15:00	187.85	46.96	4,130.74	1,032.69	80,712.09	20,178.02
214	08.02 10:30:00	0:15:00	313.34	78.33	4,589.52	1,147.38	80,127.83	20,031.96
214	08.02 10:45:00	0:15:00	455.53	113.88	5,082.22	1,270.56	79,492.93	19,873.23
214	08.02 11:00:00	0:15:00	541.10	135.28	5,439.96	1,359.99	79,049.62	19,762.40
214	08.02 11:15:00	0:15:00	655.86	163.97	5,868.31	1,467.08	78,506.52	19,626.63
214	08.02 11:30:00	0:15:00	696.77	174.19	6,139.73	1,534.93	78,194.18	19,548.55
214	08.02 11:45:00	0:15:00	776.60	194.15	6,533.40	1,633.35	77,720.68	19,430.17
214	08.02 12:00:00	0:15:00	782.34	195.59	6,745.94	1,686.49	77,502.40	19,375.60
214	08.02 12:15:00	0:15:00	841.47	210.37	7,119.15	1,779.79	77,070.06	19,267.52
214	08.02 12:30:00	0:15:00	814.77	203.69	7,033.34	1,758.33	77,182.57	19,295.64
214	08.02 12:45:00	0:15:00	856.18	214.05	7,146.35	1,786.59	77,028.15	19,257.04
214	08.02 13:00:00	0:15:00	812.28	203.07	7,066.02	1,766.50	77,152.39	19,288.10
214	08.02 13:15:00	0:15:00	832.73	208.18	7,206.72	1,801.68	76,991.23	19,247.81
214	08.02 13:30:00	0:15:00	762.88	190.72	7,077.74	1,769.44	77,190.06	19,297.52
214	08.02 13:45:00	0:15:00	761.88	190.47	7,167.05	1,791.76	77,101.75	19,275.44
214	08.02 14:00:00	0:15:00	669.08	167.27	6,946.02	1,736.51	77,415.58	19,353.90
214	08.02 14:15:00	0:15:00	642.89	160.72	6,936.04	1,734.01	77,451.75	19,362.94
214	08.02 14:30:00	0:15:00	527.63	131.91	6,643.91	1,660.98	77,859.14	19,464.79
214	08.02 14:45:00	0:15:00	464.02	116.00	6,524.41	1,631.10	78,042.25	19,510.56
214	08.02 15:00:00	0:15:00	322.07	80.52	6,147.96	1,536.99	78,560.65	19,640.16
214	08.02 15:15:00	0:15:00	240.99	60.25	5,883.02	1,470.76	78,906.67	19,726.67
214	08.02 15:30:00	0:15:00	294.38	73.59	5,286.79	1,321.70	79,449.52	19,862.38
214	08.02 15:45:00	0:15:00	698.02	174.51	4,615.21	1,153.80	79,717.45	19,929.36
214	08.02 16:00:00	0:15:00	1,332.42	333.11	3,667.22	916.81	80,031.03	20,007.76
214	08.02 16:15:00	0:15:00	2,053.65	513.41	2,777.36	694.34	80,199.68	20,049.92
214	08.02 16:30:00	0:15:00	2,858.69	714.67	1,696.65	424.16	80,475.34	20,118.84
214	08.02 16:45:00	0:15:00	3,772.50	943.13	693.03	173.26	80,565.15	20,141.29
214	08.02 17:00:00	0:15:00	4,806.81	1,201.70	0.00	0.00	80,223.88	20,055.97
214	08.02 17:15:00	0:15:00	6,005.52	1,501.38	0.00	0.00	79,025.17	19,756.29
214	08.02 17:30:00	0:15:00	7,428.00	1,857.00	0.00	0.00	77,602.68	19,400.67
214	08.02 17:45:00	0:15:00	8,849.73	2,212.43	0.00	0.00	76,180.95	19,045.24



# \_MAY2020 1450 OWENS E AND D FOR D 39 FT EXIST UPPER ONLY PROPOSED - Ballpark

DayNum	Date+Time	Duration	ExSF	ExSFHr	NewSF	NewSFHr	SunnySF	SunnySFHr
214	08.02 18:00:00	0:15:00	10,158.21	2,539.55	0.00	0.00	74,872.47	18,718.12
214	08.02 18:15:00	0:15:00	11,561.23	2,890.31	0.00	0.00	73,469.45	18,367.36
214	08.02 18:30:00	0:15:00	13,639.08	3,409.77	0.00	0.00	71,391.61	17,847.90
214	08.02 18:45:00	0:15:00	18,377.53	4,594.38	0.00	0.00	66,653.15	16,663.29
214	08.02 19:00:00	0:15:00	25,300.85	6,325.21	0.00	0.00	59,729.84	14,932.46
214	08.02 19:15:00	0:09:00	34,310.74	5,146.61	0.00	0.00	50,719.94	7,607.99
214	08.02 19:18:36	0:01:48	36,783.75	1,103.51	0.00	0.00	48,246.94	1,447.41
221	08.09 07:19:12	0:05:24	0.00	0.00	0.00	0.00	85,030.68	7,652.76
221	08.09 07:30:00	0:12:36	0.00	0.00	0.00	0.00	85,030.68	17,856.44
221	08.09 07:45:00	0:15:00	0.00	0.00	0.00	0.00	85,030.68	21,257.67
221	08.09 08:00:00	0:15:00	0.00	0.00	0.00	0.00	85,030.68	21,257.67
221	08.09 08:15:00	0:15:00	0.00	0.00	0.00	0.00	85,030.68	21,257.67
221	08.09 08:30:00	0:15:00	0.00	0.00	0.00	0.00	85,030.68	21,257.67
221	08.09 08:45:00	0:15:00	0.00	0.00	307.35	76.84	84,723.33	21,180.83
221	08.09 09:00:00	0:15:00	0.00	0.00	1,189.98	297.49	83,840.71	20,960.18
221	08.09 09:15:00	0:15:00	0.00	0.00	2,177.63	544.41	82,853.05	20,713.26
221	08.09 09:30:00	0:15:00	20.71	5.18	3,040.80	760.20	81,969.17	20,492.29
221	08.09 09:45:00	0:15:00	213.30	53.32	3,736.33	934.08	81,081.06	20,270.26
221	08.09 10:00:00	0:15:00	379.20	94.80	4,315.10	1,078.78	80,336.39	20,084.10
221	08.09 10:15:00	0:15:00	551.33	137.83	4,901.61	1,225.40	79,577.75	19,894.44
221	08.09 10:30:00	0:15:00	670.08	167.52	5,369.61	1,342.40	78,990.99	19,747.75
221	08.09 10:45:00	0:15:00	807.54	201.88	5,877.04	1,469.26	78,346.11	19,586.53
221	08.09 11:00:00	0:15:00	886.62	221.66	6,240.52	1,560.13	77,903.55	19,475.89
221	08.09 11:15:00	0:15:00	998.88	249.72	6,680.08	1,670.02	77,351.72	19,337.93
221	08.09 11:30:00	0:15:00	1,031.31	257.83	6,968.22	1,742.06	77,031.15	19,257.79
221	08.09 11:45:00	0:15:00	1,103.66	275.92	7,376.61	1,844.15	76,550.42	19,137.60
221	08.09 12:00:00	0:15:00	1,100.92	275.23	7,614.10	1,903.53	76,315.66	19,078.92
221	08.09 12:15:00	0:15:00	1,154.05	288.51	7,979.33	1,994.83	75,897.30	18,974.33
221	08.09 12:30:00	0:15:00	1,125.61	281.40	7,892.26	1,973.07	76,012.81	19,003.20
221	08.09 12:45:00	0:15:00	1,163.28	290.82	8,010.51	2,002.63	75,856.89	18,964.22
221	08.09 13:00:00	0:15:00	1,117.88	279.47	7,973.84	1,993.46	75,938.96	18,984.74
221	08.09 13:15:00	0:15:00	1,139.33	284.83	8,105.06	2,026.27	75,786.29	18,946.57
221	08.09 13:30:00	0:15:00	1,068.98	267.25	7,999.54	1,999.88	75,962.16	18,990.54
221	08.09 13:45:00	0:15:00	1,068.48	267.12	8,070.14	2,017.53	75,892.06	18,973.02
221	08.09 14:00:00	0:15:00	978.43	244.61	7,891.52	1,972.88	76,160.74	19,040.19
221	08.09 14:15:00	0:15:00	953.48	238.37	7,899.50	1,974.88	76,177.71	19,044.43
221	08.09 14:30:00	0:15:00	839.97	209.99	7,627.33	1,906.83	76,563.39	19,140.85
221	08.09 14:45:00	0:15:00	784.84	196.21	7,526.54	1,881.64	76,719.31	19,179.83
221	08.09 15:00:00	0:15:00	644.88	161.22	7,179.53	1,794.88	77,206.27	19,301.57
221	08.09 15:15:00	0:15:00	598.98	149.75	6,867.19	1,716.80	77,564.51	19,391.13
221	08.09 15:30:00	0:15:00	749.66	187.42	6,216.07	1,554.02	78,064.95	19,516.24
221	08.09 15:45:00	0:15:00	1,167.77	291.94	5,629.56	1,407.39	78,233.35	19,558.34
221	08.09 16:00:00	0:15:00	1,647.01	411.75	4,848.97	1,212.24	78,534.71	19,633.68
221	08.09 16:15:00	0:15:00	2,367.98	592.00	3,988.54	997.14	78,674.16	19,668.54
221	08.09 16:30:00	0:15:00	3,213.19	803.30	2,885.13	721.28	78,932.36	19,733.09
221	08.09 16:45:00	0:15:00	4,177.64	1,044.41	1,806.17	451.54	79,046.87	19,761.72
221	08.09 17:00:00	0:15:00	5,288.04	1,322.01	629.17	157.29	79,113.48	19,778.37
221	08.09 17:15:00	0:15:00	6,602.50	1,650.63	0.00	0.00	78,428.18	19,607.05
221	08.09 17:30:00	0:15:00	8,063.65	2,015.91	0.00	0.00	76,967.03	19,241.76
221	08.09 17:45:00	0:15:00	9,448.21	2,362.05	0.00	0.00	75,582.47	18,895.62
221	08.09 18:00:00	0:15:00	10,726.00	2,681.50	0.00	0.00	74,304.68	18,576.17
221	08.09 18:15:00	0:15:00	12,299.92	3,074.98	0.00	0.00	72,730.77	18,182.69
221	08.09 18:30:00	0:15:00	15,390.86	3,847.72	0.00	0.00	69,639.82	17,409.96
221	08.09 18:45:00	0:20:24	21,640.86	7,357.89	0.00	0.00	63,389.82	21,552.54
221	08.09 19:10:48	0:12:36	36,973.34	7,764.40	0.00	0.00	48,057.34	10,092.04
228	08.16 07:25:12	0:02:24	0.00	0.00	0.00	0.00	85,030.68	3,401.23
228	08.16 07:30:00	0:10:12	0.00	0.00	0.00	0.00	85,030.68	14,455.22
228	08.16 07:45:00	0:15:00	0.00	0.00	0.00	0.00	85,030.68	21,257.67
228	08.16 08:00:00	0:15:00	0.00	0.00	0.00	0.00	85,030.68	21,257.67



## \_MAY2020 1450 OWENS E AND D FOR D 39 FT EXIST UPPER ONLY PROPOSED - Ballpark

DayNum	Date+Time	Duration	ExSF	ExSFHr	NewSF	NewSFHr	SunnySF	SunnySFHr
228	08.16 08:15:00	0:15:00	0.00	0.00	0.00	0.00	85,030.68	21,257.67
228	08.16 08:30:00	0:15:00	0.00	0.00	239.99	60.00	84,790.69	21,197.67
228	08.16 08:45:00	0:15:00	0.00	0.00	1,268.06	317.02	83,762.62	20,940.66
228	08.16 09:00:00	0:15:00	7.98	2.00	2,313.59	578.40	82,709.11	20,677.28
228	08.16 09:15:00	0:15:00	237.25	59.31	3,153.06	788.27	81,640.37	20,410.09
228	08.16 09:30:00	0:15:00	447.80	111.95	3,882.52	970.63	80,700.36	20,175.09
228	08.16 09:45:00	0:15:00	657.61	164.40	4,598.00	1,149.50	79,775.08	19,943.77
228	08.16 10:00:00	0:15:00	813.53	203.38	5,197.73	1,299.43	79,019.43	19,754.86
228	08.16 10:15:00	0:15:00	979.42	244.86	5,807.68	1,451.92	78,243.57	19,560.89
228	08.16 10:30:00	0:15:00	1,087.69	271.92	6,286.67	1,571.67	77,656.32	19,414.08
228	08.16 10:45:00	0:15:00	1,219.41	304.85	6,807.31	1,701.83	77,003.95	19,250.99
228	08.16 11:00:00	0:15:00	1,292.01	323.00	7,179.28	1,794.82	76,559.40	19,139.85
228	08.16 11:15:00	0:15:00	1,397.54	349.38	7,626.58	1,906.64	76,006.57	19,001.64
228	08.16 11:30:00	0:15:00	1,419.49	354.87	7,921.95	1,980.49	75,689.24	18,922.31
228	08.16 11:45:00	0:15:00	1,483.60	370.90	8,370.25	2,092.56	75,176.83	18,794.21
228	08.16 12:00:00	0:15:00	1,471.63	367.91	8,643.92	2,160.98	74,915.13	18,728.78
228	08.16 12:15:00	0:15:00	1,525.02	381.25	8,975.22	2,243.80	74,530.45	18,632.61
228	08.16 12:30:00	0:15:00	1,487.10	371.77	8,892.89	2,223.22	74,650.69	18,662.67
228	08.16 12:45:00	0:15:00	1,526.01	381.50	9,022.12	2,255.53	74,482.55	18,620.64
228	08.16 13:00:00	0:15:00	1,471.13	367.78	8,999.92	2,249.98	74,559.64	18,639.91
228	08.16 13:15:00	0:15:00	1,494.33	373.58	9,164.07	2,291.02	74,372.28	18,593.07
228	08.16 13:30:00	0:15:00	1,425.23	356.31	9,113.92	2,278.48	74,491.53	18,622.88
228	08.16 13:45:00	0:15:00	1,423.73	355.93	9,178.04	2,294.51	74,428.91	18,607.23
228	08.16 14:00:00	0:15:00	1,337.41	334.35	9,003.91	2,250.98	74,689.36	18,672.34
228	08.16 14:15:00	0:15:00	1,313.96	328.49	9,023.12	2,255.78	74,693.60	18,673.40
228	08.16 14:30:00	0:15:00	1,206.19	301.55	8,794.35	2,198.59	75,030.14	18,757.54
228	08.16 14:45:00	0:15:00	1,155.30	288.83	8,726.00	2,181.50	75,149.39	18,787.35
228	08.16 15:00:00	0:15:00	1,023.58	255.90	8,330.09	2,082.52	75,677.02	18,919.25
228	08.16 15:15:00	0:15:00	1,069.73	267.43	7,936.17	1,984.04	76,024.78	19,006.20
228	08.16 15:30:00	0:15:00	1,336.92	334.23	7,247.13	1,811.78	76,446.64	19,111.66
228	08.16 15:45:00	0:15:00	1,832.36	458.09	6,645.41	1,661.35	76,552.91	19,138.23
228	08.16 16:00:00	0:15:00	2,365.48	591.37	5,871.80	1,467.95	76,793.40	19,198.35
228	08.16 16:15:00	0:15:00	2,971.95	742.99	5,150.08	1,287.52	76,908.66	19,227.16
228	08.16 16:30:00	0:15:00	3,663.23	915.81	4,229.78	1,057.45	77,137.67	19,284.42
228	08.16 16:45:00	0:15:00	4,690.05	1,172.51	3,142.59	785.65	77,198.04	19,299.51
228	08.16 17:00:00	0:15:00	5,900.24	1,475.06	1,861.05	465.26	77,269.39	19,317.35
228	08.16 17:15:00	0:15:00	7,349.42	1,837.35	656.11	164.03	77,025.16	19,256.29
228	08.16 17:30:00	0:15:00	8,801.84	2,200.46	0.00	0.00	76,228.85	19,057.21
228	08.16 17:45:00	0:15:00	10,110.31	2,527.58	0.00	0.00	74,920.37	18,730.09
228	08.16 18:00:00	0:15:00	11,392.59	2,848.15	0.00	0.00	73,638.09	18,409.52
228	08.16 18:15:00	0:15:00	13,362.41	3,340.60	0.00	0.00	71,668.27	17,917.07
228	08.16 18:30:00	0:15:00	18,595.82	4,648.95	0.00	0.00	66,434.87	16,608.72
228	08.16 18:45:00	0:16:12	25,820.25	6,971.47	0.00	0.00	59,210.44	15,986.82
228	08.16 19:02:23	0:08:24	36,892.76	5,164.99	0.00	0.00	48,137.92	6,739.31
235	08.23 07:31:48	0:06:36	0.00	0.00	0.00	0.00	85,030.68	9,353.38
235	08.23 07:45:00	0:13:48	0.00	0.00	0.00	0.00	85,030.68	19,557.06
235	08.23 08:00:00	0:15:00	0.00	0.00	0.00	0.00	85,030.68	21,257.67
235	08.23 08:15:00	0:15:00	0.00	0.00	283.15	70.79	84,747.53	21,186.88
235	08.23 08:30:00	0:15:00	0.00	0.00	1,234.88	308.72	83,795.80	20,948.95
235	08.23 08:45:00	0:15:00	261.20	65.30	2,222.54	555.63	82,546.95	20,636.74
235	08.23 09:00:00	0:15:00	530.63	132.66	3,167.28	791.82	81,332.77	20,333.19
235	08.23 09:15:00	0:15:00	787.33	196.83	4,066.88	1,016.72	80,176.48	20,044.12
235	08.23 09:30:00	0:15:00	987.66	246.91	4,850.21	1,212.55	79,192.81	19,798.20
235	08.23 09:45:00	0:15:00	1,184.99	296.25	5,607.36	1,401.84	78,238.34	19,559.58
235	08.23 10:00:00	0:15:00	1,325.94	331.49	6,227.79	1,556.95	77,476.95	19,369.24
235	08.23 10:15:00	0:15:00	1,494.08	373.52	6,841.24	1,710.31	76,695.36	19,173.84
235	08.23 10:30:00	0:15:00	1,601.35	400.34	7,313.99	1,828.50	76,115.34	19,028.83
235	08.23 10:45:00	0:15:00	1,740.56	435.14	7,829.65	1,957.41	75,460.48	18,865.12
235	08.23 11:00:00	0:15:00	1,809.66	452.42	8,196.37	2,049.09	75,024.65	18,756.16





## \_MAY2020 1450 OWENS E AND D FOR D 39 FT EXIST UPPER ONLY PROPOSED - Ballpark

DayNum	Date+Time	Duration	ExSF	ExSFHr	NewSF	NewSFHr	SunnySF	SunnySFHr
235	08.23 11:15:00	0:15:00	1,921.92	480.48	8,638.93	2,159.73	74,469.83	18,617.46
235	08.23 11:30:00	0:15:00	1,930.91	482.73	8,951.52	2,237.88	74,148.26	18,537.07
235	08.23 11:45:00	0:15:00	1,996.02	499.00	9,459.94	2,364.99	73,574.73	18,393.68
235	08.23 12:00:00	0:15:00	1,970.82	492.71	9,745.58	2,436.40	73,314.28	18,328.57
235	08.23 12:15:00	0:15:00	2,017.72	504.43	10,050.19	2,512.55	72,962.77	18,240.69
235	08.23 12:30:00	0:15:00	1,977.81	494.45	9,945.91	2,486.48	73,106.97	18,276.74
235	08.23 12:45:00	0:15:00	2,012.73	503.18	10,127.02	2,531.76	72,890.93	18,222.73
235	08.23 13:00:00	0:15:00	1,957.60	489.40	10,119.54	2,529.89	72,953.54	18,238.39
235	08.23 13:15:00	0:15:00	1,974.31	493.58	10,291.68	2,572.92	72,764.69	18,191.17
235	08.23 13:30:00	0:15:00	1,897.23	474.31	10,274.46	2,568.62	72,858.99	18,214.75
235	08.23 13:45:00	0:15:00	1,894.73	473.68	10,355.04	2,588.76	72,780.91	18,195.23
235	08.23 14:00:00	0:15:00	1,795.69	448.92	10,232.80	2,558.20	73,002.19	18,250.55
235	08.23 14:15:00	0:15:00	1,770.00	442.50	10,289.18	2,572.30	72,971.50	18,242.88
235	08.23 14:30:00	0:15:00	1,648.01	412.00	10,121.79	2,530.45	73,260.89	18,315.22
235	08.23 14:45:00	0:15:00	1,593.12	398.28	10,022.00	2,505.50	73,415.56	18,353.89
235	08.23 15:00:00	0:15:00	1,472.88	368.22	9,541.02	2,385.25	74,016.79	18,504.20
235	08.23 15:15:00	0:15:00	1,673.20	418.30	9,059.54	2,264.89	74,297.94	18,574.49
235	08.23 15:30:00	0:15:00	2,085.08	521.27	8,354.78	2,088.70	74,590.82	18,647.71
235	08.23 15:45:00	0:15:00	2,664.85	666.21	7,737.59	1,934.40	74,628.24	18,657.06
235	08.23 16:00:00	0:15:00	3,234.64	808.66	6,948.02	1,737.00	74,848.03	18,712.01
235	08.23 16:15:00	0:15:00	3,930.67	982.67	6,211.33	1,552.83	74,888.69	18,722.17
235	08.23 16:30:00	0:15:00	4,671.84	1,167.96	5,313.48	1,328.37	75,045.36	18,761.34
235	08.23 16:45:00	0:15:00	5,569.19	1,392.30	4,429.61	1,107.40	75,031.89	18,757.97
235	08.23 17:00:00	0:15:00	6,684.08	1,671.02	3,280.04	820.01	75,066.56	18,766.64
235	08.23 17:15:00	0:15:00	8,207.10	2,051.77	1,971.07	492.77	74,852.52	18,713.13
235	08.23 17:30:00	0:15:00	9,588.67	2,397.17	578.52	144.63	74,863.49	18,715.87
235	08.23 17:45:00	0:15:00	10,836.77	2,709.19	0.00	0.00	74,193.91	18,548.48
235	08.23 18:00:00	0:15:00	12,342.33	3,085.58	0.00	0.00	72,688.36	18,172.09
235	08.23 18:15:00	0:15:00	16,220.35	4,055.09	0.00	0.00	68,810.33	17,202.58
235	08.23 18:30:00	0:15:00	22,934.86	5,733.72	0.00	0.00	62,095.82	15,523.95
235	08.23 18:45:00	0:11:24	31,667.35	6,016.80	0.00	0.00	53,363.34	10,139.03
235	08.23 18:52:48	0:03:36	37,086.85	2,225.21	0.00	0.00	47,943.83	2,876.63
242	08.30 07:37:48	0:03:36	0.00	0.00	0.00	0.00	85,030.68	5,101.84
242	08.30 07:45:00	0:11:24	0.00	0.00	0.00	0.00	85,030.68	16,155.83
242	08.30 08:00:00	0:15:00	0.00	0.00	275.17	68.79	84,755.52	21,188.88
242	08.30 08:15:00	0:15:00	274.67	68.67	950.98	237.75	83,805.03	20,951.26
242	08.30 08:30:00	0:15:00	622.18	155.55	1,859.06	464.76	82,549.44	20,637.36
242	08.30 08:45:00	0:15:00	945.99	236.50	2,998.89	749.72	81,085.80	20,271.45
242	08.30 09:00:00	0:15:00	1,199.71	299.93	4,091.07	1,022.77	79,739.90	19,934.98
242	08.30 09:15:00	0:15:00	1,463.15	365.79	5,071.75	1,267.94	78,495.79	19,623.95
242	08.30 09:30:00	0:15:00	1,660.48	415.12	5,890.01	1,472.50	77,480.19	19,370.05
242	08.30 09:45:00	0:15:00	1,862.55	465.64	6,665.37	1,666.34	76,502.77	19,125.69
242	08.30 10:00:00	0:15:00	1,995.77	498.94	7,289.04	1,822.26	75,745.87	18,936.47
242	08.30 10:15:00	0:15:00	2,156.68	539.17	7,918.21	1,979.55	74,955.80	18,738.95
242	08.30 10:30:00	0:15:00	2,243.24	560.81	8,399.44	2,099.86	74,388.00	18,597.00
242	08.30 10:45:00	0:15:00	2,374.71	593.68	8,926.82	2,231.71	73,729.15	18,432.29
242	08.30 11:00:00	0:15:00	2,426.11	606.53	9,300.53	2,325.13	73,304.05	18,326.01
242	08.30 11:15:00	0:15:00	2,530.14	632.53	9,762.55	2,440.64	72,738.00	18,184.50
242	08.30 11:30:00	0:15:00	2,519.41	629.85	10,151.72	2,537.93	72,359.55	18,089.89
242	08.30 11:45:00	0:15:00	2,570.30	642.58	10,684.09	2,671.02	71,776.29	17,944.07
242	08.30 12:00:00	0:15:00	2,536.37	634.09	11,025.62	2,756.41	71,468.69	17,867.17
242	08.30 12:15:00	0:15:00	2,572.30	643.07	11,256.63	2,814.16	71,201.76	17,800.44
242	08.30 12:30:00	0:15:00	2,521.15	630.29	11,196.51	2,799.13	71,313.02	17,828.26
242	08.30 12:45:00	0:15:00	2,562.82	640.70	11,385.61	2,846.40	71,082.26	17,770.57
242	08.30 13:00:00	0:15:00	2,500.95	625.24	11,412.80	2,853.20	71,116.94	17,779.23
242	08.30 13:15:00	0:15:00	2,518.66	629.67	11,611.13	2,902.78	70,900.90	17,725.22
242	08.30 13:30:00	0:15:00	2,441.32	610.33	11,585.18	2,896.30	71,004.18	17,751.04
242	08.30 13:45:00	0:15:00	2,444.07	611.02	11,703.93	2,925.98	70,882.68	17,720.67
242	08.30 14:00:00	0:15:00	2,351.26	587.82	11,622.10	2,905.53	71,057.31	17,764.33



# \_MAY2020 1450 OWENS E AND D FOR D 39 FT EXIST UPPER ONLY PROPOSED - Ballpark

DayNum	Date+Time	Duration	ExSF	ExSFHr	NewSF	NewSFHr	SunnySF	SunnySFHr
242	08.30 14:15:00	0:15:00	2,332.06	583.01	11,717.40	2,929.35	70,981.23	17,745.31
242	08.30 14:30:00	0:15:00	2,216.80	554.20	11,496.37	2,874.09	71,317.51	17,829.38
242	08.30 14:45:00	0:15:00	2,172.14	543.04	11,286.32	2,821.58	71,572.22	17,893.06
242	08.30 15:00:00	0:15:00	2,126.49	531.62	10,711.78	2,677.95	72,192.41	18,048.10
242	08.30 15:15:00	0:15:00	2,498.20	624.55	10,205.11	2,551.28	72,327.37	18,081.84
242	08.30 15:30:00	0:15:00	2,996.40	749.10	9,509.33	2,377.33	72,524.95	18,131.24
242	08.30 15:45:00	0:15:00	3,628.31	907.08	8,895.64	2,223.91	72,506.74	18,126.69
242	08.30 16:00:00	0:15:00	4,266.95	1,066.74	8,097.58	2,024.40	72,666.15	18,166.54
242	08.30 16:15:00	0:15:00	5,068.75	1,267.19	7,336.69	1,834.17	72,625.24	18,156.31
242	08.30 16:30:00	0:15:00	5,932.42	1,483.11	6,413.15	1,603.29	72,685.11	18,171.28
242	08.30 16:45:00	0:15:00	6,951.26	1,737.82	5,493.85	1,373.46	72,585.57	18,146.39
242	08.30 17:00:00	0:15:00	8,110.30	2,027.58	4,426.86	1,106.72	72,493.52	18,123.38
242	08.30 17:15:00	0:15:00	9,226.43	2,306.61	3,354.39	838.60	72,449.86	18,112.47
242	08.30 17:30:00	0:15:00	10,373.25	2,593.31	1,923.17	480.79	72,734.26	18,183.56
242	08.30 17:45:00	0:15:00	11,673.00	2,918.25	469.75	117.44	72,887.93	18,221.98
242	08.30 18:00:00	0:15:00	14,317.64	3,579.41	0.00	0.00	70,713.04	17,678.26
242	08.30 18:15:00	0:15:00	20,457.62	5,114.40	0.00	0.00	64,573.06	16,143.27
242	08.30 18:30:00	0:13:48	28,632.53	6,585.48	0.00	0.00	56,398.15	12,971.58
242	08.30 18:42:36	0:06:36	37,227.55	4,095.03	0.00	0.00	47,803.13	5,258.34
249	09.06 07:44:24	0:07:48	176.38	22.93	7.98	1.04	84,846.32	11,030.02
249	09.06 08:00:00	0:15:00	680.81	170.20	494.20	123.55	83,855.67	20,963.92
249	09.06 08:15:00	0:15:00	1,127.36	281.84	1,362.61	340.65	82,540.71	20,635.18
249	09.06 08:30:00	0:15:00	1,499.57	374.89	2,441.32	610.33	81,089.79	20,272.45
249	09.06 08:45:00	0:15:00	1,836.36	459.09	3,725.10	931.28	79,469.23	19,867.31
249	09.06 09:00:00	0:15:00	2,088.07	522.02	4,987.67	1,246.92	77,954.94	19,488.73
249	09.06 09:15:00	0:15:00	2,324.32	581.08	6,090.83	1,522.71	76,615.53	19,153.88
249	09.06 09:30:00	0:15:00	2,487.72	621.93	6,982.19	1,745.55	75,560.76	18,890.19
249	09.06 09:45:00	0:15:00	2,664.85	666.21	7,807.69	1,951.92	74,558.14	18,639.54
249	09.06 10:00:00	0:15:00	2,770.63	692.66	8,462.80	2,115.70	73,797.25	18,449.31
249	09.06 10:15:00	0:15:00	2,908.33	727.08	9,115.67	2,278.92	73,006.68	18,251.67
249	09.06 10:30:00	0:15:00	2,972.45	743.11	9,609.37	2,402.34	72,448.86	18,112.22
249	09.06 10:45:00	0:15:00	3,084.21	771.05	10,153.97	2,538.49	71,792.51	17,948.13
249	09.06 11:00:00	0:15:00	3,116.89	779.22	10,536.66	2,634.16	71,377.14	17,844.28
249	09.06 11:15:00	0:15:00	3,206.95	801.74	11,058.30	2,764.58	70,765.43	17,691.36
249	09.06 11:30:00	0:15:00	3,176.02	794.00	11,518.07	2,879.52	70,336.59	17,584.15
249	09.06 11:45:00	0:15:00	3,207.45	801.86	12,084.87	3,021.22	69,738.36	17,434.59
249	09.06 12:00:00	0:15:00	3,159.30	789.83	12,501.49	3,125.37	69,369.89	17,342.47
249	09.06 12:15:00	0:15:00	3,193.23	798.31	12,634.46	3,158.61	69,203.00	17,300.75
249	09.06 12:30:00	0:15:00	3,135.35	783.84	12,605.27	3,151.32	69,290.06	17,322.52
249	09.06 12:45:00	0:15:00	3,167.28	791.82	12,850.50	3,212.63	69,012.90	17,253.23
249	09.06 13:00:00	0:15:00	3,108.91	777.23	12,856.24	3,214.06	69,065.54	17,266.38
249	09.06 13:15:00	0:15:00	3,126.37	781.59	13,081.01	3,270.25	68,823.30	17,205.83
249	09.06 13:30:00	0:15:00	3,057.02	764.25	13,110.70	3,277.67	68,862.97	17,215.74
249	09.06 13:45:00	0:15:00	3,062.76	765.69	13,277.59	3,319.40	68,690.33	17,172.58
249	09.06 14:00:00	0:15:00	2,973.44	743.36	13,219.47	3,304.87	68,837.77	17,209.44
249	09.06 14:15:00	0:15:00	2,965.21	741.30	13,256.39	3,314.10	68,809.08	17,202.27
249	09.06 14:30:00	0:15:00	2,864.93	716.23	12,934.07	3,233.52	69,231.69	17,307.92
249	09.06 14:45:00	0:15:00	2,838.23	709.56	12,584.06	3,146.02	69,608.39	17,402.10
249	09.06 15:00:00	0:15:00	2,999.14	749.79	11,924.71	2,981.18	70,106.83	17,526.71
249	09.06 15:15:00	0:15:00	3,543.74	885.93	11,390.84	2,847.71	70,096.10	17,524.03
249	09.06 15:30:00	0:15:00	4,136.23	1,034.06	10,663.64	2,665.91	70,230.82	17,557.70
249	09.06 15:45:00	0:15:00	4,863.44	1,215.86	10,022.75	2,505.69	70,144.50	17,536.13
249	09.06 16:00:00	0:15:00	5,613.60	1,403.40	9,206.73	2,301.68	70,210.36	17,552.59
249	09.06 16:15:00	0:15:00	6,492.48	1,623.12	8,423.64	2,105.91	70,114.56	17,528.64
249	09.06 16:30:00	0:15:00	7,450.70	1,862.68	7,494.11	1,873.53	70,085.87	17,521.47
249	09.06 16:45:00	0:15:00	8,664.13	2,166.03	6,558.09	1,639.52	69,808.46	17,452.12
249	09.06 17:00:00	0:15:00	9,898.51	2,474.63	5,412.52	1,353.13	69,719.65	17,429.91
249	09.06 17:15:00	0:15:00	10,950.03	2,737.51	4,233.52	1,058.38	69,847.13	17,461.78
249	09.06 17:30:00	0:15:00	11,678.98	2,919.75	2,940.27	735.07	70,411.43	17,602.86



## \_MAY2020 1450 OWENS E AND D FOR D 39 FT EXIST UPPER ONLY PROPOSED - Ballpark

DayNum	Date+Time	Duration	ExSF	ExSFHr	NewSF	NewSFHr	SunnySF	SunnySFHr
249	09.06 17:45:00	0:15:00	12,964.76	3,241.19	1,636.53	409.13	70,429.40	17,607.35
249	09.06 18:00:00	0:15:00	18,334.37	4,583.59	205.81	51.45	66,490.50	16,622.63
249	09.06 18:15:00	0:16:12	26,027.81	7,027.51	0.00	0.00	59,002.88	15,930.78
249	09.06 18:31:48	0:08:24	37,255.00	5,215.70	0.00	0.00	47,775.69	6,688.60
256	09.13 07:50:24	0:04:48	1,378.08	110.25	174.88	13.99	83,477.73	6,678.22
256	09.13 08:00:00	0:12:36	1,759.27	369.45	641.64	134.74	82,629.77	17,352.25
256	09.13 08:15:00	0:15:00	2,288.90	572.22	1,679.19	419.80	81,062.60	20,265.65
256	09.13 08:30:00	0:15:00	2,645.89	661.47	2,932.78	733.20	79,452.01	19,863.00
256	09.13 08:45:00	0:15:00	2,939.27	734.82	4,397.18	1,099.29	77,694.24	19,423.56
256	09.13 09:00:00	0:15:00	3,134.35	783.59	5,906.48	1,476.62	75,989.85	18,997.46
256	09.13 09:15:00	0:15:00	3,325.20	831.30	7,165.31	1,791.33	74,540.18	18,635.04
256	09.13 09:30:00	0:15:00	3,435.96	858.99	8,156.20	2,039.05	73,438.51	18,359.63
256	09.13 09:45:00	0:15:00	3,576.17	894.04	9,047.81	2,261.95	72,406.70	18,101.68
256	09.13 10:00:00	0:15:00	3,643.02	910.76	9,742.84	2,435.71	71,644.82	17,911.20
256	09.13 10:15:00	0:15:00	3,749.30	937.33	10,427.39	2,606.85	70,854.00	17,713.50
256	09.13 10:30:00	0:15:00	3,782.98	945.74	10,945.54	2,736.39	70,302.17	17,575.54
256	09.13 10:45:00	0:15:00	3,874.04	968.51	11,500.11	2,875.03	69,656.53	17,414.13
256	09.13 11:00:00	0:15:00	3,888.25	972.06	11,916.98	2,979.25	69,225.45	17,306.36
256	09.13 11:15:00	0:15:00	3,957.36	989.34	12,542.90	3,135.73	68,530.42	17,132.61
256	09.13 11:30:00	0:15:00	3,898.23	974.56	13,015.90	3,253.98	68,116.55	17,029.14
256	09.13 11:45:00	0:15:00	3,912.70	978.18	13,731.13	3,432.78	67,386.85	16,846.71
256	09.13 12:00:00	0:15:00	3,851.83	962.96	14,066.17	3,516.54	67,112.68	16,778.17
256	09.13 12:15:00	0:15:00	3,864.31	966.08	14,177.68	3,544.42	66,988.69	16,747.17
256	09.13 12:30:00	0:15:00	3,820.90	955.22	14,201.63	3,550.41	67,008.15	16,752.04
256	09.13 12:45:00	0:15:00	3,843.10	960.78	14,487.03	3,621.76	66,700.55	16,675.14
256	09.13 13:00:00	0:15:00	3,787.47	946.87	14,511.23	3,627.81	66,731.99	16,683.00
256	09.13 13:15:00	0:15:00	3,808.67	952.17	14,787.14	3,696.79	66,434.87	16,608.72
256	09.13 13:30:00	0:15:00	3,739.07	934.77	14,812.59	3,703.15	66,479.02	16,619.76
256	09.13 13:45:00	0:15:00	3,749.80	937.45	15,082.27	3,770.57	66,198.62	16,549.65
256	09.13 14:00:00	0:15:00	3,670.97	917.74	14,945.81	3,736.45	66,413.91	16,603.48
256	09.13 14:15:00	0:15:00	3,677.20	919.30	14,858.24	3,714.56	66,495.24	16,623.81
256	09.13 14:30:00	0:15:00	3,585.65	896.41	14,388.24	3,597.06	67,056.80	16,764.20
256	09.13 14:45:00	0:15:00	3,670.72	917.68	13,906.26	3,476.57	67,453.71	16,863.43
256	09.13 15:00:00	0:15:00	4,061.89	1,015.47	13,218.22	3,304.56	67,750.58	16,937.64
256	09.13 15:15:00	0:15:00	4,768.39	1,192.10	12,642.69	3,160.67	67,619.60	16,904.90
256	09.13 15:30:00	0:15:00	5,446.20	1,361.55	11,878.81	2,969.70	67,705.67	16,926.42
256	09.13 15:45:00	0:15:00	6,279.43	1,569.86	11,183.78	2,795.95	67,567.46	16,891.87
256	09.13 16:00:00	0:15:00	7,140.86	1,785.21	10,308.89	2,577.22	67,580.94	16,895.23
256	09.13 16:15:00	0:15:00	8,210.09	2,052.52	9,464.18	2,366.05	67,356.41	16,839.10
256	09.13 16:30:00	0:15:00	9,380.36	2,345.09	8,451.83	2,112.96	67,198.50	16,799.62
256	09.13 16:45:00	0:15:00	10,805.59	2,701.40	7,404.05	1,851.01	66,821.05	16,705.26
256	09.13 17:00:00	0:15:00	11,944.42	2,986.11	6,191.37	1,547.84	66,894.89	16,723.72
256	09.13 17:15:00	0:15:00	12,870.21	3,217.55	4,870.92	1,217.73	67,289.55	16,822.39
256	09.13 17:30:00	0:15:00	13,842.89	3,460.72	3,321.96	830.49	67,865.83	16,966.46
256	09.13 17:45:00	0:15:00	17,665.29	4,416.32	1,906.96	476.74	65,458.44	16,364.61
256	09.13 18:00:00	0:15:00	24,084.68	6,021.17	834.98	208.75	60,111.03	15,027.76
256	09.13 18:15:00	0:10:48	33,252.98	5,985.54	58.13	10.46	51,719.57	9,309.52
256	09.13 18:21:00	0:03:00	37,743.46	1,887.17	0.00	0.00	47,287.22	2,364.36
263	09.20 07:57:00	0:01:12	3,086.70	61.73	463.27	9.27	81,480.71	1,629.61
263	09.20 08:00:00	0:09:00	3,239.38	485.91	636.40	95.46	81,154.90	12,173.24
263	09.20 08:15:00	0:15:00	3,755.79	938.95	1,872.03	468.01	79,402.87	19,850.72
263	09.20 08:30:00	0:15:00	4,024.22	1,006.05	3,341.17	835.29	77,665.30	19,416.33
263	09.20 08:45:00	0:15:00	4,235.77	1,058.94	5,012.87	1,253.22	75,782.04	18,945.51
263	09.20 09:00:00	0:15:00	4,335.81	1,083.95	6,805.57	1,701.39	73,889.31	18,472.33
263	09.20 09:15:00	0:15:00	4,463.04	1,115.76	8,281.94	2,070.48	72,285.71	18,071.43
263	09.20 09:30:00	0:15:00	4,507.19	1,126.80	9,403.31	2,350.83	71,120.18	17,780.05
263	09.20 09:45:00	0:15:00	4,594.26	1,148.56	10,380.49	2,595.12	70,055.94	17,513.98
263	09.20 10:00:00	0:15:00	4,607.73	1,151.93	11,128.15	2,782.04	69,294.80	17,323.70
263	09.20 10:15:00	0:15:00	4,679.83	1,169.96	11,854.86	2,963.72	68,496.00	17,124.00



## \_MAY2020 1450 OWENS E AND D FOR D 39 FT EXIST UPPER ONLY PROPOSED - Ballpark

DayNum	Date+Time	Duration	ExSF	ExSFHr	NewSF	NewSFHr	SunnySF	SunnySFHr
263	09.20 10:30:00	0:15:00	4,678.83	1,169.71	12,378.00	3,094.50	67,973.85	16,993.46
263	09.20 10:45:00	0:15:00	4,742.69	1,185.67	12,976.48	3,244.12	67,311.51	16,827.88
263	09.20 11:00:00	0:15:00	4,729.47	1,182.37	13,489.64	3,372.41	66,811.57	16,702.89
263	09.20 11:15:00	0:15:00	4,774.87	1,193.72	14,195.65	3,548.91	66,060.16	16,515.04
263	09.20 11:30:00	0:15:00	4,687.81	1,171.95	14,753.71	3,688.43	65,589.16	16,397.29
263	09.20 11:45:00	0:15:00	4,688.56	1,172.14	15,555.51	3,888.88	64,786.61	16,196.65
263	09.20 12:00:00	0:15:00	4,610.47	1,152.62	15,755.84	3,938.96	64,664.37	16,166.09
263	09.20 12:15:00	0:15:00	4,619.45	1,154.86	15,850.89	3,962.72	64,560.34	16,140.09
263	09.20 12:30:00	0:15:00	4,557.59	1,139.40	15,930.47	3,982.62	64,542.63	16,135.66
263	09.20 12:45:00	0:15:00	4,592.01	1,148.00	16,203.64	4,050.91	64,235.03	16,058.76
263	09.20 13:00:00	0:15:00	4,526.15	1,131.54	16,299.93	4,074.98	64,204.60	16,051.15
263	09.20 13:15:00	0:15:00	4,552.60	1,138.15	16,604.54	4,151.13	63,873.55	15,968.39
263	09.20 13:30:00	0:15:00	4,489.98	1,122.50	16,738.01	4,184.50	63,802.70	15,950.68
263	09.20 13:45:00	0:15:00	4,517.92	1,129.48	16,927.10	4,231.78	63,585.66	15,896.42
263	09.20 14:00:00	0:15:00	4,447.82	1,111.95	16,690.61	4,172.65	63,892.26	15,973.07
263	09.20 14:15:00	0:15:00	4,471.52	1,117.88	16,460.59	4,115.15	64,098.57	16,024.64
263	09.20 14:30:00	0:15:00	4,406.16	1,101.54	15,831.68	3,957.92	64,792.85	16,198.21
263	09.20 14:45:00	0:15:00	4,757.16	1,189.29	15,279.60	3,819.90	64,993.92	16,248.48
263	09.20 15:00:00	0:15:00	5,363.13	1,340.78	14,543.91	3,635.98	65,123.65	16,280.91
263	09.20 15:15:00	0:15:00	6,165.43	1,541.36	13,910.00	3,477.50	64,955.25	16,238.81
263	09.20 15:30:00	0:15:00	6,927.31	1,731.83	13,092.99	3,273.25	65,010.39	16,252.60
263	09.20 15:45:00	0:15:00	7,924.20	1,981.05	12,347.32	3,086.83	64,759.17	16,189.79
263	09.20 16:00:00	0:15:00	8,962.99	2,240.75	11,411.05	2,852.76	64,656.64	16,164.16
263	09.20 16:15:00	0:15:00	10,244.03	2,561.01	10,461.32	2,615.33	64,325.34	16,081.34
263	09.20 16:30:00	0:15:00	11,711.91	2,927.98	9,310.01	2,327.50	64,008.76	16,002.19
263	09.20 16:45:00	0:15:00	13,114.69	3,278.67	8,138.24	2,034.56	63,777.75	15,944.44
263	09.20 17:00:00	0:15:00	14,186.17	3,546.54	6,722.99	1,680.75	64,121.52	16,030.38
263	09.20 17:15:00	0:15:00	15,200.27	3,800.07	5,090.71	1,272.68	64,739.71	16,184.93
263	09.20 17:30:00	0:15:00	18,213.38	4,553.34	3,302.50	825.62	63,514.81	15,878.70
263	09.20 17:45:00	0:15:00	24,174.49	6,043.62	1,821.64	455.41	59,034.56	14,758.64
263	09.20 18:00:00	0:12:36	32,534.26	6,832.19	617.44	129.66	51,878.98	10,894.59
263	09.20 18:09:36	0:04:48	39,435.12	3,154.81	31.93	2.56	45,563.63	3,645.09
270	09.27 08:03:00	0:06:00	5,150.33	515.03	773.86	77.39	79,106.49	7,910.65
270	09.27 08:15:00	0:13:12	5,494.85	1,208.87	1,922.42	422.93	77,613.41	17,074.95
270	09.27 08:30:00	0:15:00	5,648.52	1,412.13	3,607.85	901.96	75,774.31	18,943.58
270	09.27 08:45:00	0:15:00	5,727.85	1,431.96	5,536.76	1,384.19	73,766.07	18,441.52
270	09.27 09:00:00	0:15:00	5,741.33	1,435.33	7,601.88	1,900.47	71,687.48	17,921.87
270	09.27 09:15:00	0:15:00	5,744.07	1,436.02	9,436.99	2,359.25	69,849.63	17,462.41
270	09.27 09:30:00	0:15:00	5,700.41	1,425.10	10,770.66	2,692.67	68,559.61	17,139.90
270	09.27 09:45:00	0:15:00	5,724.11	1,431.03	11,883.55	2,970.89	67,423.02	16,855.76
270	09.27 10:00:00	0:15:00	5,683.70	1,420.92	12,689.84	3,172.46	66,657.15	16,664.29
270	09.27 10:15:00	0:15:00	5,703.90	1,425.98	13,447.23	3,361.81	65,879.54	16,469.89
270	09.27 10:30:00	0:15:00	5,655.51	1,413.88	13,990.58	3,497.65	65,384.59	16,346.15
270	09.27 10:45:00	0:15:00	5,689.19	1,422.30	14,662.91	3,665.73	64,678.59	16,169.65
270	09.27 11:00:00	0:15:00	5,657.25	1,414.31	15,233.45	3,808.36	64,139.98	16,035.00
270	09.27 11:15:00	0:15:00	5,664.49	1,416.12	16,025.27	4,006.32	63,340.93	15,835.23
270	09.27 11:30:00	0:15:00	5,557.47	1,389.37	16,704.83	4,176.21	62,768.39	15,692.10
270	09.27 11:45:00	0:15:00	5,529.27	1,382.32	17,543.30	4,385.82	61,958.11	15,489.53
270	09.27 12:00:00	0:15:00	5,426.24	1,356.56	17,537.06	4,384.27	62,067.38	15,516.85
270	09.27 12:15:00	0:15:00	5,444.21	1,361.05	17,709.45	4,427.36	61,877.03	15,469.26
270	09.27 12:30:00	0:15:00	5,381.09	1,345.27	17,807.49	4,451.87	61,842.11	15,460.53
270	09.27 12:45:00	0:15:00	5,409.53	1,352.38	18,112.84	4,528.21	61,508.31	15,377.08
270	09.27 13:00:00	0:15:00	5,345.66	1,336.42	18,207.14	4,551.79	61,477.88	15,369.47
270	09.27 13:15:00	0:15:00	5,376.85	1,344.21	18,562.14	4,640.53	61,091.70	15,272.92
270	09.27 13:30:00	0:15:00	5,319.47	1,329.87	18,792.65	4,698.16	60,918.56	15,229.64
270	09.27 13:45:00	0:15:00	5,359.63	1,339.91	18,812.11	4,703.03	60,858.94	15,214.74
270	09.27 14:00:00	0:15:00	5,309.24	1,327.31	18,455.86	4,613.97	61,265.58	15,316.40
270	09.27 14:15:00	0:15:00	5,357.39	1,339.35	18,032.76	4,508.19	61,640.53	15,410.13
270	09.27 14:30:00	0:15:00	5,418.01	1,354.50	17,271.12	4,317.78	62,341.55	15,585.39



# \_MAY2020 1450 OWENS E AND D FOR D 39 FT EXIST UPPER ONLY PROPOSED - Ballpark

DayNum	Date+Time	Duration	ExSF	ExSFHr	NewSF	NewSFHr	SunnySF	SunnySFHr
270	09.27 14:45:00	0:15:00	6,079.61	1,519.90	16,676.64	4,169.16	62,274.44	15,568.61
270	09.27 15:00:00	0:15:00	6,799.08	1,699.77	15,890.80	3,972.70	62,340.80	15,585.20
270	09.27 15:15:00	0:15:00	7,743.83	1,935.96	15,219.23	3,804.81	62,067.63	15,516.91
270	09.27 15:30:00	0:15:00	8,639.43	2,159.86	14,320.88	3,580.22	62,070.37	15,517.59
270	09.27 15:45:00	0:15:00	9,828.16	2,457.04	13,469.69	3,367.42	61,732.84	15,433.21
270	09.27 16:00:00	0:15:00	11,077.51	2,769.38	12,420.66	3,105.17	61,532.51	15,383.13
270	09.27 16:15:00	0:15:00	12,650.42	3,162.61	11,322.24	2,830.56	61,058.02	15,264.51
270	09.27 16:30:00	0:15:00	14,200.39	3,550.10	10,061.66	2,515.42	60,768.63	15,192.16
270	09.27 16:45:00	0:15:00	15,505.87	3,876.47	8,668.37	2,167.09	60,856.45	15,214.11
270	09.27 17:00:00	0:15:00	16,546.16	4,136.54	6,913.84	1,728.46	61,570.68	15,392.67
270	09.27 17:15:00	0:15:00	19,064.57	4,766.14	4,863.19	1,215.80	61,102.92	15,275.73
270	09.27 17:30:00	0:15:00	24,335.64	6,083.91	3,039.80	759.95	57,655.24	14,413.81
270	09.27 17:45:00	0:13:48	32,447.44	7,462.91	1,398.04	321.55	51,185.21	11,772.60
270	09.27 17:58:11	0:06:36	42,028.87	4,623.18	229.51	25.25	42,772.30	4,704.95
277	10.04 08:09:36	0:02:24	7,374.11	294.96	1,122.87	44.92	76,533.70	3,061.35
277	10.04 08:15:00	0:10:12	7,483.63	1,272.22	1,753.28	298.06	75,793.77	12,884.94
277	10.04 08:30:00	0:15:00	7,498.60	1,874.65	3,703.65	925.91	73,828.44	18,457.11
277	10.04 08:45:00	0:15:00	7,422.76	1,855.69	5,900.24	1,475.06	71,707.69	17,926.92
277	10.04 09:00:00	0:15:00	7,256.61	1,814.15	8,286.18	2,071.55	69,487.89	17,371.97
277	10.04 09:15:00	0:15:00	7,173.04	1,793.26	10,514.20	2,628.55	67,343.44	16,835.86
277	10.04 09:30:00	0:15:00	7,025.10	1,756.28	12,168.94	3,042.24	65,836.64	16,459.16
277	10.04 09:45:00	0:15:00	6,966.48	1,741.62	13,470.19	3,367.55	64,594.02	16,148.51
277	10.04 10:00:00	0:15:00	6,844.74	1,711.18	14,389.49	3,597.37	63,796.46	15,949.12
277	10.04 10:15:00	0:15:00	6,817.29	1,704.32	15,244.42	3,811.11	62,968.97	15,742.24
277	10.04 10:30:00	0:15:00	6,722.25	1,680.56	15,864.86	3,966.21	62,443.58	15,610.90
277	10.04 10:45:00	0:15:00	6,728.48	1,682.12	16,758.21	4,189.55	61,543.99	15,386.00
277	10.04 11:00:00	0:15:00	6,677.34	1,669.34	17,410.33	4,352.58	60,943.01	15,235.75
277	10.04 11:15:00	0:15:00	6,640.17	1,660.04	18,303.93	4,575.98	60,086.58	15,021.65
277	10.04 11:30:00	0:15:00	6,477.02	1,619.25	19,051.85	4,762.96	59,501.82	14,875.46
277	10.04 11:45:00	0:15:00	6,441.84	1,610.46	19,823.71	4,955.93	58,765.13	14,691.28
277	10.04 12:00:00	0:15:00	6,330.33	1,582.58	19,631.12	4,907.78	59,069.24	14,767.31
277	10.04 12:15:00	0:15:00	6,335.57	1,583.89	19,869.61	4,967.40	58,825.50	14,706.38
277	10.04 12:30:00	0:15:00	6,266.46	1,566.62	19,934.48	4,983.62	58,829.74	14,707.44
277	10.04 12:45:00	0:15:00	6,288.91	1,572.23	20,217.13	5,054.28	58,524.64	14,631.16
277	10.04 13:00:00	0:15:00	6,244.26	1,561.07	20,329.14	5,082.29	58,457.28	14,614.32
277	10.04 13:15:00	0:15:00	6,281.68	1,570.42	20,803.13	5,200.78	57,945.87	14,486.47
277	10.04 13:30:00	0:15:00	6,229.04	1,557.26	20,889.20	5,222.30	57,912.44	14,478.11
277	10.04 13:45:00	0:15:00	6,289.91	1,572.48	20,863.01	5,215.75	57,877.76	14,469.44
277	10.04 14:00:00	0:15:00	6,260.47	1,565.12	20,206.65	5,051.66	58,563.56	14,640.89
277	10.04 14:15:00	0:15:00	6,344.80	1,586.20	19,617.65	4,904.41	59,068.24	14,767.06
277	10.04 14:30:00	0:15:00	6,710.52	1,677.63	18,826.08	4,706.52	59,494.09	14,873.52
277	10.04 14:45:00	0:15:00	7,580.92	1,895.23	18,157.99	4,539.50	59,291.76	14,822.94
277	10.04 15:00:00	0:15:00	8,394.95	2,098.74	17,282.85	4,320.71	59,352.89	14,838.22
277	10.04 15:15:00	0:15:00	9,500.10	2,375.03	16,528.95	4,132.24	59,001.63	14,750.41
277	10.04 15:30:00	0:15:00	10,569.09	2,642.27	15,537.80	3,884.45	58,923.79	14,730.95
277	10.04 15:45:00	0:15:00	11,962.13	2,990.53	14,569.10	3,642.28	58,499.44	14,624.86
277	10.04 16:00:00	0:15:00	13,448.48	3,362.12	13,359.67	3,339.92	58,222.53	14,555.63
277	10.04 16:15:00	0:15:00	15,245.92	3,811.48	12,159.96	3,039.99	57,624.80	14,406.20
277	10.04 16:30:00	0:15:00	16,697.09	4,174.27	10,670.62	2,667.66	57,662.97	14,415.74
277	10.04 16:45:00	0:15:00	17,965.15	4,491.29	8,880.67	2,220.17	58,184.86	14,546.22
277	10.04 17:00:00	0:15:00	19,799.76	4,949.94	6,589.78	1,647.44	58,641.14	14,660.29
277	10.04 17:15:00	0:15:00	24,809.89	6,202.47	4,436.09	1,109.02	55,784.70	13,946.18
277	10.04 17:30:00	0:16:12	31,941.76	8,624.28	2,444.32	659.97	50,644.60	13,674.04
277	10.04 17:47:23	0:08:24	44,635.10	6,248.91	459.53	64.33	39,936.06	5,591.05
284	10.11 08:16:11	0:07:12	9,692.20	1,163.06	1,521.02	182.52	73,817.46	8,858.10
284	10.11 08:30:00	0:14:24	9,556.98	2,293.68	3,607.85	865.88	71,865.85	17,247.80
284	10.11 08:45:00	0:15:00	9,314.50	2,328.62	6,081.85	1,520.46	69,634.33	17,408.58
284	10.11 09:00:00	0:15:00	8,972.97	2,243.24	8,756.93	2,189.23	67,300.78	16,825.20
284	10.11 09:15:00	0:15:00	8,749.45	2,187.36	11,444.48	2,861.12	64,836.76	16,209.19



# \_MAY2020 1450 OWENS E AND D FOR D 39 FT EXIST UPPER ONLY PROPOSED - Ballpark

DayNum	Date+Time	Duration	ExSF	ExSFHr	NewSF	NewSFHr	SunnySF	SunnySFHr
284	10.11 09:30:00	0:15:00	8,485.51	2,121.38	13,542.03	3,385.51	63,003.14	15,750.79
284	10.11 09:45:00	0:15:00	8,322.85	2,080.71	15,099.23	3,774.81	61,608.60	15,402.15
284	10.11 10:00:00	0:15:00	8,116.29	2,029.07	16,183.43	4,045.86	60,730.96	15,182.74
284	10.11 10:15:00	0:15:00	8,025.23	2,006.31	17,150.38	4,287.60	59,855.07	14,963.77
284	10.11 10:30:00	0:15:00	7,868.81	1,967.20	17,957.17	4,489.29	59,204.70	14,801.18
284	10.11 10:45:00	0:15:00	7,865.32	1,966.33	18,980.50	4,745.13	58,184.86	14,546.22
284	10.11 11:00:00	0:15:00	7,768.78	1,942.19	19,734.15	4,933.54	57,527.76	14,381.94
284	10.11 11:15:00	0:15:00	7,684.95	1,921.24	20,793.41	5,198.35	56,552.32	14,138.08
284	10.11 11:30:00	0:15:00	7,492.86	1,873.22	21,619.90	5,404.98	55,917.92	13,979.48
284	10.11 11:45:00	0:15:00	7,421.51	1,855.38	22,217.88	5,554.47	55,391.29	13,847.82
284	10.11 12:00:00	0:15:00	7,296.78	1,824.19	22,021.05	5,505.26	55,712.85	13,928.21
284	10.11 12:15:00	0:15:00	7,303.01	1,825.75	22,291.23	5,572.81	55,436.44	13,859.11
284	10.11 12:30:00	0:15:00	7,234.16	1,808.54	22,325.41	5,581.35	55,471.12	13,867.78
284	10.11 12:45:00	0:15:00	7,252.37	1,813.09	22,697.62	5,674.40	55,080.69	13,770.17
284	10.11 13:00:00	0:15:00	7,198.98	1,799.75	22,875.74	5,718.94	54,955.96	13,738.99
284	10.11 13:15:00	0:15:00	7,253.62	1,813.40	23,369.44	5,842.36	54,407.62	13,601.91
284	10.11 13:30:00	0:15:00	7,225.18	1,806.30	23,209.28	5,802.32	54,596.22	13,649.06
284	10.11 13:45:00	0:15:00	7,304.76	1,826.19	22,931.62	5,732.91	54,794.30	13,698.58
284	10.11 14:00:00	0:15:00	7,302.51	1,825.63	22,124.83	5,531.21	55,603.34	13,900.83
284	10.11 14:15:00	0:15:00	7,551.74	1,887.93	21,462.99	5,365.75	56,015.96	14,003.99
284	10.11 14:30:00	0:15:00	8,242.02	2,060.51	20,608.05	5,152.01	56,180.61	14,045.15
284	10.11 14:45:00	0:15:00	9,205.98	2,301.49	19,860.13	4,965.03	55,964.57	13,991.14
284	10.11 15:00:00	0:15:00	10,177.42	2,544.35	18,873.48	4,718.37	55,979.79	13,994.95
284	10.11 15:15:00	0:15:00	11,414.79	2,853.70	18,004.32	4,501.08	55,611.57	13,902.89
284	10.11 15:30:00	0:15:00	12,739.98	3,185.00	16,879.70	4,219.93	55,410.99	13,852.75
284	10.11 15:45:00	0:15:00	14,378.01	3,594.50	15,743.12	3,935.78	54,909.56	13,727.39
284	10.11 16:00:00	0:15:00	16,059.44	4,014.86	14,387.24	3,596.81	54,584.00	13,646.00
284	10.11 16:15:00	0:15:00	17,875.09	4,468.77	12,918.11	3,229.53	54,237.48	13,559.37
284	10.11 16:30:00	0:15:00	19,209.76	4,802.44	10,975.48	2,743.87	54,845.44	13,711.36
284	10.11 16:45:00	0:15:00	20,787.67	5,196.92	8,574.57	2,143.64	55,668.45	13,917.11
284	10.11 17:00:00	0:15:00	25,062.10	6,265.53	6,040.69	1,510.17	53,927.89	13,481.97
284	10.11 17:15:00	0:15:00	31,745.43	7,936.36	3,696.41	924.10	49,588.84	12,397.21
284	10.11 17:30:00	0:11:24	41,324.37	7,851.63	1,496.58	284.35	42,209.74	8,019.85
284	10.11 17:37:12	0:03:36	47,148.77	2,828.93	663.84	39.83	37,218.07	2,233.08
291	10.18 08:22:48	0:03:36	12,054.44	723.27	1,973.32	118.40	71,002.93	4,260.18
291	10.18 08:30:00	0:10:48	11,906.00	2,143.08	3,211.94	578.15	69,912.74	12,584.29
291	10.18 08:45:00	0:15:00	11,453.21	2,863.30	5,990.80	1,497.70	67,586.67	16,896.67
291	10.18 09:00:00	0:15:00	10,866.46	2,716.61	9,023.61	2,255.90	65,140.61	16,285.15
291	10.18 09:15:00	0:15:00	10,459.82	2,614.96	12,202.12	3,050.53	62,368.74	15,592.19
291	10.18 09:30:00	0:15:00	10,054.43	2,513.61	14,828.55	3,707.14	60,147.70	15,036.93
291	10.18 09:45:00	0:15:00	9,779.76	2,444.94	16,767.69	4,191.92	58,483.23	14,620.81
291	10.18 10:00:00	0:15:00	9,481.39	2,370.35	18,064.94	4,516.24	57,484.35	14,371.09
291	10.18 10:15:00	0:15:00	9,311.50	2,327.88	19,260.91	4,815.23	56,458.27	14,114.57
291	10.18 10:30:00	0:15:00	9,126.40	2,281.60	20,340.12	5,085.03	55,564.17	13,891.04
291	10.18 10:45:00	0:15:00	9,074.76	2,268.69	21,433.55	5,358.39	54,522.38	13,630.60
291	10.18 11:00:00	0:15:00	8,922.08	2,230.52	22,298.96	5,574.74	53,809.64	13,452.41
291	10.18 11:15:00	0:15:00	8,803.33	2,200.83	23,453.26	5,863.32	52,774.09	13,193.52
291	10.18 11:30:00	0:15:00	8,566.09	2,141.52	24,398.01	6,099.50	52,066.59	13,016.65
291	10.18 11:45:00	0:15:00	8,467.29	2,116.82	24,792.67	6,198.17	51,770.71	12,942.68
291	10.18 12:00:00	0:15:00	8,325.35	2,081.34	24,611.81	6,152.95	52,093.53	13,023.38
291	10.18 12:15:00	0:15:00	8,331.33	2,082.83	24,894.46	6,223.62	51,804.89	12,951.22
291	10.18 12:30:00	0:15:00	8,244.27	2,061.07	24,965.06	6,241.27	51,821.36	12,955.34
291	10.18 12:45:00	0:15:00	8,278.20	2,069.55	25,344.50	6,336.13	51,407.98	12,852.00
291	10.18 13:00:00	0:15:00	8,234.04	2,058.51	25,528.61	6,382.15	51,268.03	12,817.01
291	10.18 13:15:00	0:15:00	8,298.90	2,074.73	25,945.23	6,486.31	50,786.55	12,696.64
291	10.18 13:30:00	0:15:00	8,286.43	2,071.61	25,613.18	6,403.30	51,131.07	12,782.77
291	10.18 13:45:00	0:15:00	8,394.45	2,098.61	25,158.15	6,289.54	51,478.08	12,869.52
291	10.18 14:00:00	0:15:00	8,427.38	2,106.85	24,193.45	6,048.36	52,409.86	13,102.47
291	10.18 14:15:00	0:15:00	9,000.41	2,250.10	23,409.86	5,852.46	52,620.41	13,155.10



# \_MAY2020 1450 OWENS E AND D FOR D 39 FT EXIST UPPER ONLY PROPOSED - Ballpark

DayNum	Date+Time	Duration	ExSF	ExSFHr	NewSF	NewSFHr	SunnySF	SunnySFHr
291	10.18 14:30:00	0:15:00	9,895.52	2,473.88	22,418.21	5,604.55	52,716.96	13,179.24
291	10.18 14:45:00	0:15:00	10,991.19	2,747.80	21,574.50	5,393.63	52,464.99	13,116.25
291	10.18 15:00:00	0:15:00	12,113.06	3,028.27	20,490.80	5,122.70	52,426.82	13,106.71
291	10.18 15:15:00	0:15:00	13,529.31	3,382.33	19,454.25	4,863.56	52,047.13	13,011.78
291	10.18 15:30:00	0:15:00	15,053.08	3,763.27	18,133.05	4,533.26	51,844.56	12,961.14
291	10.18 15:45:00	0:15:00	16,885.44	4,221.36	16,845.78	4,211.44	51,299.46	12,824.87
291	10.18 16:00:00	0:15:00	18,765.71	4,691.43	15,242.68	3,810.67	51,022.30	12,755.58
291	10.18 16:15:00	0:15:00	20,435.17	5,108.79	13,297.05	3,324.26	51,298.47	12,824.62
291	10.18 16:30:00	0:15:00	21,796.53	5,449.13	10,814.82	2,703.70	52,419.34	13,104.84
291	10.18 16:45:00	0:15:00	25,347.75	6,336.94	7,937.42	1,984.35	51,745.52	12,936.38
291	10.18 17:00:00	0:15:00	31,215.80	7,803.95	5,237.14	1,309.29	48,577.74	12,144.43
291	10.18 17:15:00	0:13:12	38,771.53	8,529.74	2,896.11	637.14	43,363.04	9,539.87
291	10.18 17:27:00	0:06:00	49,381.78	4,938.18	847.70	84.77	34,801.20	3,480.12
298	10.25 07:30:00	0:07:48	14,462.33	1,880.10	2,444.57	317.79	68,123.79	8,856.09
298	10.25 07:45:00	0:15:00	14,177.68	3,544.42	5,206.71	1,301.68	65,646.29	16,411.57
298	10.25 08:00:00	0:15:00	13,324.24	3,331.06	8,621.72	2,155.43	63,084.72	15,771.18
298	10.25 08:15:00	0:15:00	12,346.82	3,086.70	12,443.61	3,110.90	60,240.25	15,060.06
298	10.25 08:30:00	0:15:00	11,736.36	2,934.09	15,649.31	3,912.33	57,645.01	14,411.25
298	10.25 08:45:00	0:15:00	11,330.72	2,832.68	18,308.92	4,577.23	55,391.04	13,847.76
298	10.25 09:00:00	0:15:00	10,917.10	2,729.28	19,938.97	4,984.74	54,174.62	13,543.65
298	10.25 09:15:00	0:15:00	10,665.38	2,666.35	21,510.88	5,377.72	52,854.42	13,213.60
298	10.25 09:30:00	0:15:00	10,430.38	2,607.60	22,801.15	5,700.29	51,799.15	12,949.79
298	10.25 09:45:00	0:15:00	10,376.99	2,594.25	24,026.05	6,006.51	50,627.64	12,656.91
298	10.25 10:00:00	0:15:00	10,216.83	2,554.21	25,020.94	6,255.24	49,792.91	12,448.23
298	10.25 10:15:00	0:15:00	10,063.91	2,515.98	26,245.09	6,561.27	48,721.68	12,180.42
298	10.25 10:30:00	0:15:00	9,759.30	2,439.83	27,181.86	6,795.46	48,089.52	12,022.38
298	10.25 10:45:00	0:15:00	9,595.65	2,398.91	27,467.75	6,866.94	47,967.28	11,991.82
298	10.25 11:00:00	0:15:00	9,419.28	2,354.82	27,374.45	6,843.61	48,236.96	12,059.24
298	10.25 11:15:00	0:15:00	9,409.80	2,352.45	27,655.35	6,913.84	47,965.53	11,991.38
298	10.25 11:30:00	0:15:00	9,315.50	2,328.87	27,706.99	6,926.75	48,008.19	12,002.05
298	10.25 11:45:00	0:15:00	9,356.16	2,339.04	28,198.20	7,049.55	47,476.32	11,869.08
298	10.25 12:00:00	0:15:00	9,306.27	2,326.57	28,412.00	7,103.00	47,312.42	11,828.10
298	10.25 12:15:00	0:15:00	9,393.08	2,348.27	28,665.71	7,166.43	46,971.89	11,742.97
298	10.25 12:30:00	0:15:00	9,402.81	2,350.70	28,004.61	7,001.15	47,623.26	11,905.82
298	10.25 12:45:00	0:15:00	9,551.00	2,387.75	27,263.19	6,815.80	48,216.50	12,054.13
298	10.25 13:00:00	0:15:00	9,648.54	2,412.14	26,157.03	6,539.26	49,225.11	12,306.28
298	10.25 13:15:00	0:15:00	10,597.78	2,649.44	25,321.05	6,330.26	49,111.85	12,277.96
298	10.25 13:30:00	0:15:00	11,578.45	2,894.61	24,236.10	6,059.03	49,216.13	12,304.03
298	10.25 13:45:00	0:15:00	12,840.27	3,210.07	23,243.46	5,810.87	48,946.95	12,236.74
298	10.25 14:00:00	0:15:00	14,113.57	3,528.39	21,996.35	5,499.09	48,920.76	12,230.19
298	10.25 14:15:00	0:15:00	15,773.30	3,943.33	20,779.19	5,194.80	48,478.20	12,119.55
298	10.25 14:30:00	0:15:00	17,465.96	4,366.49	19,315.29	4,828.82	48,249.43	12,062.36
298	10.25 14:45:00	0:15:00	19,502.39	4,875.60	17,778.55	4,444.64	47,749.74	11,937.44
298	10.25 15:00:00	0:15:00	21,323.53	5,330.88	15,776.05	3,944.01	47,931.11	11,982.78
298	10.25 15:15:00	0:15:00	22,923.89	5,730.97	13,283.33	3,320.83	48,823.46	12,205.87
298	10.25 15:30:00	0:15:00	25,247.96	6,311.99	10,204.36	2,551.09	49,578.36	12,394.59
298	10.25 15:45:00	0:15:00	30,683.68	7,670.92	7,126.39	1,781.60	47,220.61	11,805.15
298	10.25 16:00:00	0:15:00	38,136.88	9,534.22	4,176.89	1,044.22	42,716.91	10,679.23
298	10.25 16:15:00	0:09:00	48,654.32	7,298.15	1,396.79	209.52	34,979.57	5,246.94
298	10.25 16:18:00	0:01:48	51,457.88	1,543.74	992.15	29.76	32,580.66	977.42
305	11.01 07:36:35	0:04:12	16,789.15	1,175.24	2,994.65	209.63	65,246.89	4,567.28
305	11.01 07:45:00	0:11:24	16,730.02	3,178.70	4,508.94	856.70	63,791.72	12,120.43
305	11.01 08:00:00	0:15:00	16,964.77	4,241.19	6,856.96	1,714.24	61,208.95	15,302.24
305	11.01 08:15:00	0:15:00	15,227.71	3,806.93	11,318.25	2,829.56	58,484.73	14,621.18
305	11.01 08:30:00	0:15:00	13,705.19	3,426.30	15,449.99	3,862.50	55,875.51	13,968.88
305	11.01 08:45:00	0:15:00	12,992.20	3,248.05	18,820.34	4,705.09	53,218.14	13,304.54
305	11.01 09:00:00	0:15:00	12,427.40	3,106.85	21,587.22	5,396.81	51,016.06	12,754.02
305	11.01 09:15:00	0:15:00	12,133.27	3,033.32	23,853.67	5,963.42	49,043.75	12,260.94
305	11.01 09:30:00	0:15:00	11,818.44	2,954.61	25,218.52	6,304.63	47,993.72	11,998.43





## \_MAY2020 1450 OWENS E AND D FOR D 39 FT EXIST UPPER ONLY PROPOSED - Ballpark

DayNum	Date+Time	Duration	ExSF	ExSFHr	NewSF	NewSFHr	SunnySF	SunnySFHr
305	11.01 09:45:00	0:15:00	11,805.71	2,951.43	26,573.40	6,643.35	46,651.57	11,662.89
305	11.01 10:00:00	0:15:00	11,672.50	2,918.12	27,576.52	6,894.13	45,781.66	11,445.42
305	11.01 10:15:00	0:15:00	11,524.81	2,881.20	28,955.10	7,238.77	44,550.77	11,137.69
305	11.01 10:30:00	0:15:00	11,205.24	2,801.31	29,857.68	7,464.42	43,967.76	10,991.94
305	11.01 10:45:00	0:15:00	11,054.56	2,763.64	30,164.78	7,541.20	43,811.34	10,952.84
305	11.01 11:00:00	0:15:00	10,811.57	2,702.89	30,093.43	7,523.36	44,125.68	11,031.42
305	11.01 11:15:00	0:15:00	10,766.67	2,691.67	30,438.45	7,609.61	43,825.56	10,956.39
305	11.01 11:30:00	0:15:00	10,573.08	2,643.27	30,616.57	7,654.14	43,841.03	10,960.26
305	11.01 11:45:00	0:15:00	10,537.16	2,634.29	31,041.92	7,760.48	43,451.61	10,862.90
305	11.01 12:00:00	0:15:00	10,414.42	2,603.60	31,233.27	7,808.32	43,383.00	10,845.75
305	11.01 12:15:00	0:15:00	10,524.18	2,631.05	31,208.07	7,802.02	43,298.43	10,824.61
305	11.01 12:30:00	0:15:00	10,543.64	2,635.91	30,318.46	7,579.61	44,168.59	11,042.15
305	11.01 12:45:00	0:15:00	10,729.75	2,682.44	29,339.53	7,334.88	44,961.40	11,240.35
305	11.01 13:00:00	0:15:00	11,117.18	2,779.29	28,162.03	7,040.51	45,751.48	11,437.87
305	11.01 13:15:00	0:15:00	12,217.59	3,054.40	27,185.60	6,796.40	45,627.49	11,406.87
305	11.01 13:30:00	0:15:00	13,324.99	3,331.25	25,963.94	6,490.99	45,741.75	11,435.44
305	11.01 13:45:00	0:15:00	14,758.70	3,689.68	24,814.38	6,203.59	45,457.60	11,364.40
305	11.01 14:00:00	0:15:00	16,196.90	4,049.23	23,376.43	5,844.11	45,457.35	11,364.34
305	11.01 14:15:00	0:15:00	17,987.11	4,496.78	22,014.07	5,503.52	45,029.51	11,257.38
305	11.01 14:30:00	0:15:00	19,821.72	4,955.43	20,369.80	5,092.45	44,839.16	11,209.79
305	11.01 14:45:00	0:15:00	22,001.09	5,500.27	18,508.50	4,627.13	44,521.09	11,130.27
305	11.01 15:00:00	0:15:00	23,719.70	5,929.93	15,990.59	3,997.65	45,320.39	11,330.10
305	11.01 15:15:00	0:15:00	25,594.72	6,398.68	12,927.09	3,231.77	46,508.87	11,627.22
305	11.01 15:30:00	0:15:00	29,826.50	7,456.63	9,451.21	2,362.80	45,752.98	11,438.24
305	11.01 15:45:00	0:15:00	36,502.84	9,125.71	6,136.74	1,534.18	42,391.10	10,597.78
305	11.01 16:00:00	0:12:36	45,263.76	9,505.39	2,984.92	626.83	36,782.00	7,724.22
305	11.01 16:10:12	0:05:24	53,562.66	4,820.64	1,125.11	101.26	30,342.90	2,730.86
312	11.08 07:43:48	0:00:36	19,116.71	191.17	3,470.14	34.70	62,443.83	624.44
312	11.08 07:45:00	0:07:48	19,151.89	2,489.75	3,665.23	476.48	62,213.57	8,087.76
312	11.08 08:00:00	0:15:00	19,949.20	4,987.30	5,448.45	1,362.11	59,633.04	14,908.26
312	11.08 08:15:00	0:15:00	19,430.30	4,857.57	8,567.33	2,141.83	57,033.05	14,258.26
312	11.08 08:30:00	0:15:00	16,787.65	4,196.91	13,725.64	3,431.41	54,517.39	13,629.35
312	11.08 08:45:00	0:15:00	15,212.99	3,803.25	17,993.59	4,498.40	51,824.10	12,956.03
312	11.08 09:00:00	0:15:00	14,185.42	3,546.35	21,773.83	5,443.46	49,071.44	12,267.86
312	11.08 09:15:00	0:15:00	13,742.11	3,435.53	25,111.25	6,277.81	46,177.33	11,544.33
312	11.08 09:30:00	0:15:00	13,303.04	3,325.76	27,364.72	6,841.18	44,362.92	11,090.73
312	11.08 09:45:00	0:15:00	13,331.73	3,332.93	29,133.22	7,283.31	42,565.73	10,641.43
312	11.08 10:00:00	0:15:00	13,195.02	3,298.76	30,088.69	7,522.17	41,746.97	10,436.74
312	11.08 10:15:00	0:15:00	13,064.55	3,266.14	31,509.68	7,877.42	40,456.46	10,114.11
312	11.08 10:30:00	0:15:00	12,745.47	3,186.37	32,402.29	8,100.57	39,882.92	9,970.73
312	11.08 10:45:00	0:15:00	12,623.48	3,155.87	32,728.60	8,182.15	39,678.61	9,919.65
312	11.08 11:00:00	0:15:00	12,385.24	3,096.31	32,701.15	8,175.29	39,944.29	9,986.07
312	11.08 11:15:00	0:15:00	12,354.05	3,088.51	33,039.44	8,259.86	39,637.19	9,909.30
312	11.08 11:30:00	0:15:00	12,045.71	3,011.43	33,223.05	8,305.76	39,761.93	9,940.48
312	11.08 11:45:00	0:15:00	11,888.04	2,972.01	33,724.98	8,431.25	39,417.66	9,854.42
312	11.08 12:00:00	0:15:00	11,684.97	2,921.24	33,865.68	8,466.42	39,480.03	9,870.01
312	11.08 12:15:00	0:15:00	11,721.39	2,930.35	33,515.43	8,378.86	39,793.86	9,948.47
312	11.08 12:30:00	0:15:00	11,715.41	2,928.85	32,422.49	8,105.62	40,892.78	10,223.20
312	11.08 12:45:00	0:15:00	11,935.19	2,983.80	31,367.73	7,841.93	41,727.76	10,431.94
312	11.08 13:00:00	0:15:00	12,619.49	3,154.87	30,081.96	7,520.49	42,329.24	10,582.31
312	11.08 13:15:00	0:15:00	13,828.68	3,457.17	28,944.62	7,236.16	42,257.39	10,564.35
312	11.08 13:30:00	0:15:00	15,031.13	3,757.78	27,543.34	6,885.84	42,456.22	10,614.05
312	11.08 13:45:00	0:15:00	16,616.76	4,154.19	26,281.77	6,570.44	42,132.15	10,533.05
312	11.08 14:00:00	0:15:00	18,181.44	4,545.36	24,768.23	6,192.06	42,081.01	10,520.25
312	11.08 14:15:00	0:15:00	20,105.12	5,026.28	23,247.45	5,811.86	41,678.12	10,419.53
312	11.08 14:30:00	0:15:00	22,108.62	5,527.15	21,374.92	5,343.73	41,547.14	10,386.79
312	11.08 14:45:00	0:15:00	24,331.65	6,082.91	19,077.05	4,769.26	41,621.99	10,405.50
312	11.08 15:00:00	0:15:00	25,954.96	6,488.74	16,021.03	4,005.26	43,054.70	10,763.67
312	11.08 15:15:00	0:15:00	28,989.27	7,247.32	12,332.10	3,083.03	43,709.31	10,927.33



# \_MAY2020 1450 OWENS E AND D FOR D 39 FT EXIST UPPER ONLY PROPOSED - Ballpark

DayNum	Date+Time	Duration	ExSF	ExSFHr	NewSF	NewSFHr	SunnySF	SunnySFHr
312	11.08 15:30:00	0:15:00	34,365.12	8,591.28	8,674.60	2,168.65	41,990.95	10,497.74
312	11.08 15:45:00	0:15:00	42,212.73	10,553.18	5,107.42	1,276.86	37,710.53	9,427.63
312	11.08 16:00:00	0:09:00	52,702.99	7,905.45	1,793.45	269.02	30,534.25	4,580.14
312	11.08 16:03:00	0:01:48	55,343.89	1,660.32	1,288.52	38.66	28,398.28	851.95
319	11.15 07:51:00	0:04:48	21,592.21	1,727.38	3,463.41	277.07	59,975.07	4,798.01
319	11.15 08:00:00	0:12:00	22,351.10	4,470.22	4,332.56	866.51	58,347.02	11,669.40
319	11.15 08:15:00	0:15:00	23,315.31	5,828.83	5,848.10	1,462.03	55,867.28	13,966.82
319	11.15 08:30:00	0:15:00	21,137.43	5,284.36	10,457.57	2,614.39	53,435.68	13,358.92
319	11.15 08:45:00	0:15:00	18,365.06	4,591.26	15,859.62	3,964.90	50,806.01	12,701.50
319	11.15 09:00:00	0:15:00	16,472.07	4,118.02	20,793.65	5,198.41	47,764.96	11,941.24
319	11.15 09:15:00	0:15:00	15,648.07	3,912.02	25,046.64	6,261.66	44,335.98	11,084.00
319	11.15 09:30:00	0:15:00	15,028.63	3,757.16	28,278.03	7,069.51	41,724.02	10,431.01
319	11.15 09:45:00	0:15:00	14,942.81	3,735.70	30,539.24	7,634.81	39,548.63	9,887.16
319	11.15 10:00:00	0:15:00	14,768.18	3,692.05	32,117.39	8,029.35	38,145.11	9,536.28
319	11.15 10:15:00	0:15:00	14,645.19	3,661.30	33,943.52	8,485.88	36,441.97	9,110.49
319	11.15 10:30:00	0:15:00	14,271.74	3,567.93	35,006.76	8,751.69	35,752.18	8,938.05
319	11.15 10:45:00	0:15:00	14,179.18	3,544.80	35,456.31	8,864.08	35,395.19	8,848.80
319	11.15 11:00:00	0:15:00	13,967.63	3,491.91	35,309.37	8,827.34	35,753.68	8,938.42
319	11.15 11:15:00	0:15:00	13,938.44	3,484.61	35,605.49	8,901.37	35,486.75	8,871.69
319	11.15 11:30:00	0:15:00	13,503.86	3,375.97	35,685.57	8,921.39	35,841.24	8,960.31
319	11.15 11:45:00	0:15:00	13,304.54	3,326.13	36,183.77	9,045.94	35,542.38	8,885.59
319	11.15 12:00:00	0:15:00	13,041.34	3,260.34	36,045.81	9,011.45	35,943.53	8,985.88
319	11.15 12:15:00	0:15:00	13,077.02	3,269.26	35,605.00	8,901.25	36,348.67	9,087.17
319	11.15 12:30:00	0:15:00	13,014.40	3,253.60	34,392.82	8,598.20	37,623.47	9,405.87
319	11.15 12:45:00	0:15:00	13,204.50	3,301.13	33,404.66	8,351.17	38,421.52	9,605.38
319	11.15 13:00:00	0:15:00	14,087.13	3,521.78	31,905.09	7,976.27	39,038.46	9,759.62
319	11.15 13:15:00	0:15:00	15,344.96	3,836.24	30,728.59	7,682.15	38,957.14	9,739.28
319	11.15 13:30:00	0:15:00	16,693.60	4,173.40	29,171.89	7,292.97	39,165.20	9,791.30
319	11.15 13:45:00	0:15:00	18,338.61	4,584.65	27,811.02	6,952.76	38,881.05	9,720.26
319	11.15 14:00:00	0:15:00	19,971.65	4,992.91	26,130.09	6,532.52	38,928.95	9,732.24
319	11.15 14:15:00	0:15:00	22,064.46	5,516.12	24,425.20	6,106.30	38,541.02	9,635.26
319	11.15 14:30:00	0:15:00	24,202.18	6,050.54	22,226.12	5,556.53	38,602.39	9,650.60
319	11.15 14:45:00	0:15:00	26,396.52	6,599.13	19,402.60	4,850.65	39,231.55	9,807.89
319	11.15 15:00:00	0:15:00	28,222.40	7,055.60	15,874.09	3,968.52	40,934.19	10,233.55
319	11.15 15:15:00	0:15:00	32,455.42	8,113.86	11,838.65	2,959.66	40,736.61	10,184.15
319	11.15 15:30:00	0:15:00	38,580.93	9,645.23	7,973.34	1,993.34	38,476.41	9,619.10
319	11.15 15:45:00	0:13:48	47,504.51	10,926.04	4,130.49	950.01	33,395.68	7,681.01
319	11.15 15:57:36	0:06:36	57,315.71	6,304.73	1,341.90	147.61	26,373.07	2,901.04
326	11.22 07:57:36	0:01:12	23,944.97	478.90	3,143.58	62.87	57,942.13	1,158.84
326	11.22 08:00:00	0:09:00	24,144.05	3,621.61	3,321.21	498.18	57,565.43	8,634.81
326	11.22 08:15:00	0:15:00	26,106.64	6,526.66	3,942.39	985.60	54,981.65	13,745.41
326	11.22 08:30:00	0:15:00	25,163.89	6,290.97	7,214.95	1,803.74	52,651.85	13,162.96
326	11.22 08:45:00	0:15:00	22,218.88	5,554.72	12,784.64	3,196.16	50,027.16	12,506.79
326	11.22 09:00:00	0:15:00	19,317.29	4,829.32	18,766.95	4,691.74	46,946.44	11,736.61
326	11.22 09:15:00	0:15:00	17,845.66	4,461.41	23,893.08	5,973.27	43,291.94	10,822.99
326	11.22 09:30:00	0:15:00	16,987.98	4,246.99	27,955.97	6,988.99	40,086.74	10,021.69
326	11.22 09:45:00	0:15:00	16,672.89	4,168.22	31,031.44	7,757.86	37,326.35	9,331.59
326	11.22 10:00:00	0:15:00	16,305.17	4,076.29	33,298.39	8,324.60	35,427.12	8,856.78
326	11.22 10:15:00	0:15:00	16,190.92	4,047.73	35,462.05	8,865.51	33,377.72	8,344.43
326	11.22 10:30:00	0:15:00	15,800.99	3,950.25	36,833.39	9,208.35	32,396.30	8,099.08
326	11.22 10:45:00	0:15:00	15,720.16	3,930.04	37,671.11	9,417.78	31,639.41	7,909.85
326	11.22 11:00:00	0:15:00	15,478.68	3,869.67	37,817.55	9,454.39	31,734.45	7,933.61
326	11.22 11:15:00	0:15:00	15,404.83	3,851.21	38,064.53	9,516.13	31,561.32	7,890.33
326	11.22 11:30:00	0:15:00	14,884.69	3,721.17	38,088.23	9,522.06	32,057.77	8,014.44
326	11.22 11:45:00	0:15:00	14,627.23	3,656.81	38,521.56	9,630.39	31,881.89	7,970.47
326	11.22 12:00:00	0:15:00	14,291.94	3,572.99	38,275.58	9,568.90	32,463.16	8,115.79
326	11.22 12:15:00	0:15:00	14,321.38	3,580.35	37,683.34	9,420.83	33,025.96	8,256.49
326	11.22 12:30:00	0:15:00	14,217.60	3,554.40	36,241.40	9,060.35	34,571.69	8,642.92
326	11.22 12:45:00	0:15:00	14,429.15	3,607.29	35,216.32	8,804.08	35,385.21	8,846.30



## \_MAY2020 1450 OWENS E AND D FOR D 39 FT EXIST UPPER ONLY PROPOSED - Ballpark

DayNum	Date+Time	Duration	ExSF	ExSFHr	NewSF	NewSFHr	SunnySF	SunnySFHr
326	11.22 13:00:00	0:15:00	15,371.65	3,842.91	33,678.33	8,419.58	35,980.70	8,995.18
326	11.22 13:15:00	0:15:00	16,686.12	4,171.53	32,372.60	8,093.15	35,971.97	8,992.99
326	11.22 13:30:00	0:15:00	18,076.92	4,519.23	30,736.32	7,684.08	36,217.45	9,054.36
326	11.22 13:45:00	0:15:00	19,831.94	4,957.99	29,216.54	7,304.14	35,982.20	8,995.55
326	11.22 14:00:00	0:15:00	21,537.33	5,384.33	27,395.16	6,848.79	36,098.20	9,024.55
326	11.22 14:15:00	0:15:00	23,736.91	5,934.23	25,453.52	6,363.38	35,840.25	8,960.06
326	11.22 14:30:00	0:15:00	26,017.83	6,504.46	22,918.90	5,729.72	36,093.96	9,023.49
326	11.22 14:45:00	0:15:00	28,125.11	7,031.28	19,628.87	4,907.22	37,276.70	9,319.18
326	11.22 15:00:00	0:15:00	30,361.61	7,590.40	15,753.34	3,938.34	38,915.72	9,728.93
326	11.22 15:15:00	0:15:00	35,380.47	8,845.12	11,504.10	2,876.03	38,146.11	9,536.53
326	11.22 15:30:00	0:15:00	42,232.19	10,558.05	7,381.10	1,845.27	35,417.39	8,854.35
326	11.22 15:45:00	0:12:00	51,721.57	10,344.31	3,420.00	684.00	29,889.12	5,977.82
326	11.22 15:54:00	0:04:48	58,849.45	4,707.96	1,405.77	112.46	24,775.46	1,982.04
333	11.29 08:04:12	0:05:24	26,032.79	2,342.95	2,647.64	238.29	56,350.25	5,071.52
333	11.29 08:15:00	0:12:36	27,421.85	5,758.59	3,146.08	660.68	54,462.76	11,437.18
333	11.29 08:30:00	0:15:00	28,643.26	7,160.82	4,235.52	1,058.88	52,151.91	13,037.98
333	11.29 08:45:00	0:15:00	26,261.31	6,565.33	9,211.72	2,302.93	49,557.66	12,389.41
333	11.29 09:00:00	0:15:00	22,564.15	5,641.04	16,000.82	4,000.21	46,465.71	11,616.43
333	11.29 09:15:00	0:15:00	20,408.22	5,102.06	21,826.96	5,456.74	42,795.50	10,698.87
333	11.29 09:30:00	0:15:00	18,843.54	4,710.89	26,786.70	6,696.67	39,400.45	9,850.11
333	11.29 09:45:00	0:15:00	18,375.28	4,593.82	30,613.83	7,653.46	36,041.57	9,010.39
333	11.29 10:00:00	0:15:00	17,866.11	4,466.53	33,598.50	8,399.63	33,566.07	8,391.52
333	11.29 10:15:00	0:15:00	17,680.76	4,420.19	36,290.29	9,072.57	31,059.63	7,764.91
333	11.29 10:30:00	0:15:00	17,236.45	4,309.11	38,129.14	9,532.29	29,665.09	7,416.27
333	11.29 10:45:00	0:15:00	17,131.92	4,282.98	39,188.90	9,797.22	28,709.87	7,177.47
333	11.29 11:00:00	0:15:00	16,867.73	4,216.93	39,593.79	9,898.45	28,569.17	7,142.29
333	11.29 11:15:00	0:15:00	16,702.58	4,175.65	40,019.38	10,004.85	28,308.72	7,077.18
333	11.29 11:30:00	0:15:00	16,107.09	4,026.77	39,972.98	9,993.25	28,950.61	7,237.65
333	11.29 11:45:00	0:15:00	15,818.95	3,954.74	40,365.65	10,091.41	28,846.08	7,211.52
333	11.29 12:00:00	0:15:00	15,480.17	3,870.04	40,236.17	10,059.04	29,314.34	7,328.58
333	11.29 12:15:00	0:15:00	15,425.79	3,856.45	39,461.07	9,865.27	30,143.83	7,535.96
333	11.29 12:30:00	0:15:00	15,284.59	3,821.15	37,975.72	9,493.93	31,770.38	7,942.59
333	11.29 12:45:00	0:15:00	15,545.04	3,886.26	36,731.36	9,182.84	32,754.29	8,188.57
333	11.29 13:00:00	0:15:00	16,468.83	4,117.21	35,187.13	8,796.78	33,374.73	8,343.68
333	11.29 13:15:00	0:15:00	17,761.34	4,440.33	33,843.73	8,460.93	33,425.62	8,356.40
333	11.29 13:30:00	0:15:00	19,237.45	4,809.36	32,119.39	8,029.85	33,673.84	8,418.46
333	11.29 13:45:00	0:15:00	20,981.01	5,245.25	30,469.14	7,617.28	33,580.54	8,395.14
333	11.29 14:00:00	0:15:00	22,791.92	5,697.98	28,482.10	7,120.53	33,756.67	8,439.17
333	11.29 14:15:00	0:15:00	25,042.15	6,260.54	26,349.12	6,587.28	33,639.41	8,409.85
333	11.29 14:30:00	0:15:00	27,365.47	6,841.37	23,554.05	5,888.51	34,111.16	8,527.79
333	11.29 14:45:00	0:15:00	29,457.78	7,364.45	19,969.65	4,992.41	35,603.25	8,900.81
333	11.29 15:00:00	0:15:00	32,161.80	8,040.45	15,789.02	3,947.25	37,079.87	9,269.97
333	11.29 15:15:00	0:15:00	37,523.43	9,380.86	11,399.83	2,849.96	36,107.43	9,026.86
333	11.29 15:30:00	0:15:00	44,663.54	11,165.88	7,163.56	1,790.89	33,203.59	8,300.90
333	11.29 15:45:00	0:10:48	54,869.89	9,876.58	2,889.12	520.04	27,271.67	4,908.90
333	11.29 15:51:36	0:03:00	60,299.88	3,014.99	1,424.98	71.25	23,305.83	1,165.29
340	12.06 08:10:12	0:02:24	27,529.12	1,101.17	2,306.36	92.25	55,195.20	2,207.81
340	12.06 08:15:00	0:10:12	28,082.20	4,773.97	2,583.02	439.11	54,365.46	9,242.13
340	12.06 08:30:00	0:15:00	30,357.12	7,589.28	2,765.39	691.35	51,908.17	12,977.04
340	12.06 08:45:00	0:15:00	29,750.41	7,437.60	5,886.27	1,471.57	49,394.00	12,348.50
340	12.06 09:00:00	0:15:00	25,503.42	6,375.85	13,147.12	3,286.78	46,380.15	11,595.04
340	12.06 09:15:00	0:15:00	22,833.33	5,708.33	19,532.83	4,883.21	42,664.52	10,666.13
340	12.06 09:30:00	0:15:00	21,118.22	5,279.55	25,012.46	6,253.11	38,900.01	9,725.00
340	12.06 09:45:00	0:15:00	19,975.14	4,993.79	29,541.10	7,385.28	35,514.44	8,878.61
340	12.06 10:00:00	0:15:00	19,228.72	4,807.18	33,268.95	8,317.24	32,533.01	8,133.25
340	12.06 10:15:00	0:15:00	18,992.97	4,748.24	36,373.62	9,093.40	29,664.09	7,416.02
340	12.06 10:30:00	0:15:00	18,420.94	4,605.23	38,706.42	9,676.61	27,903.33	6,975.83
340	12.06 10:45:00	0:15:00	18,305.43	4,576.36	40,046.58	10,011.64	26,678.67	6,669.67
340	12.06 11:00:00	0:15:00	17,980.12	4,495.03	40,726.63	10,181.66	26,323.93	6,580.98



# \_MAY2020 1450 OWENS E AND D FOR D 39 FT EXIST UPPER ONLY PROPOSED - Ballpark

DayNum	Date+Time	Duration	ExSF	ExSFHr	NewSF	NewSFHr	SunnySF	SunnySFHr
340	12.06 11:15:00	0:15:00	17,793.52	4,448.38	41,421.91	10,355.48	25,815.26	6,453.81
340	12.06 11:30:00	0:15:00	17,158.86	4,289.72	41,548.39	10,387.10	26,323.43	6,580.86
340	12.06 11:45:00	0:15:00	16,760.46	4,190.11	41,941.56	10,485.39	26,328.67	6,582.17
340	12.06 12:00:00	0:15:00	16,319.89	4,079.97	41,670.13	10,417.53	27,040.66	6,760.16
340	12.06 12:15:00	0:15:00	16,263.76	4,065.94	40,834.41	10,208.60	27,932.52	6,983.13
340	12.06 12:30:00	0:15:00	16,095.37	4,023.84	39,373.00	9,843.25	29,562.31	7,390.58
340	12.06 12:45:00	0:15:00	16,309.91	4,077.48	38,030.85	9,507.71	30,689.92	7,672.48
340	12.06 13:00:00	0:15:00	17,236.20	4,309.05	36,430.25	9,107.56	31,364.24	7,841.06
340	12.06 13:15:00	0:15:00	18,500.27	4,625.07	35,069.13	8,767.28	31,461.28	7,865.32
340	12.06 13:30:00	0:15:00	19,926.99	4,981.75	33,265.21	8,316.30	31,838.48	7,959.62
340	12.06 13:45:00	0:15:00	21,750.63	5,437.66	31,511.68	7,877.92	31,768.38	7,942.10
340	12.06 14:00:00	0:15:00	23,607.69	5,901.92	29,422.86	7,355.71	32,000.14	8,000.04
340	12.06 14:15:00	0:15:00	25,855.42	6,463.86	27,170.63	6,792.66	32,004.63	8,001.16
340	12.06 14:30:00	0:15:00	28,170.26	7,042.57	24,113.61	6,028.40	32,746.81	8,186.70
340	12.06 14:45:00	0:15:00	30,336.42	7,584.10	20,400.49	5,100.12	34,293.78	8,573.44
340	12.06 15:00:00	0:15:00	33,267.70	8,316.93	16,063.19	4,015.80	35,699.79	8,924.95
340	12.06 15:15:00	0:15:00	38,752.82	9,688.21	11,601.40	2,900.35	34,676.46	8,669.12
340	12.06 15:30:00	0:15:00	46,028.89	11,507.22	7,227.67	1,806.92	31,774.12	7,943.53
340	12.06 15:45:00	0:10:12	56,368.46	9,582.64	2,775.12	471.77	25,887.10	4,400.81
340	12.06 15:51:00	0:03:00	61,294.02	3,064.70	1,458.66	72.93	22,278.01	1,113.90
347	12.13 08:15:36	0:07:12	28,474.87	3,416.98	2,078.34	249.40	54,477.47	6,537.30
347	12.13 08:30:00	0:15:00	30,477.87	7,619.47	2,532.63	633.16	52,020.18	13,005.05
347	12.13 08:45:00	0:15:00	32,060.51	8,015.13	3,441.45	860.36	49,528.72	12,382.18
347	12.13 09:00:00	0:15:00	28,005.36	7,001.34	10,343.82	2,585.95	46,681.51	11,670.38
347	12.13 09:15:00	0:15:00	24,789.68	6,197.42	17,254.16	4,313.54	42,986.84	10,746.71
347	12.13 09:30:00	0:15:00	22,864.01	5,716.00	23,199.55	5,799.89	38,967.12	9,741.78
347	12.13 09:45:00	0:15:00	21,475.71	5,368.93	28,104.40	7,026.10	35,450.57	8,862.64
347	12.13 10:00:00	0:15:00	20,309.18	5,077.30	32,463.16	8,115.79	32,258.34	8,064.59
347	12.13 10:15:00	0:15:00	20,025.53	5,006.38	35,941.78	8,985.45	29,063.37	7,265.84
347	12.13 10:30:00	0:15:00	19,277.12	4,819.28	38,711.41	9,677.85	27,042.15	6,760.54
347	12.13 10:45:00	0:15:00	19,126.94	4,781.74	40,347.19	10,086.80	25,556.55	6,389.14
347	12.13 11:00:00	0:15:00	18,790.65	4,697.66	41,318.88	10,329.72	24,921.15	6,230.29
347	12.13 11:15:00	0:15:00	18,571.62	4,642.90	42,082.51	10,520.63	24,376.56	6,094.14
347	12.13 11:30:00	0:15:00	17,879.34	4,469.83	42,423.79	10,605.95	24,727.56	6,181.89
347	12.13 11:45:00	0:15:00	17,443.01	4,360.75	42,881.81	10,720.45	24,705.86	6,176.47
347	12.13 12:00:00	0:15:00	16,918.87	4,229.72	42,678.74	10,669.69	25,433.07	6,358.27
347	12.13 12:15:00	0:15:00	16,837.54	4,209.39	41,953.53	10,488.38	26,239.61	6,559.90
347	12.13 12:30:00	0:15:00	16,620.26	4,155.06	40,468.43	10,117.11	27,942.00	6,985.50
347	12.13 12:45:00	0:15:00	16,748.48	4,187.12	39,029.98	9,757.50	29,252.22	7,313.05
347	12.13 13:00:00	0:15:00	17,575.48	4,393.87	37,401.69	9,350.42	30,053.52	7,513.38
347	12.13 13:15:00	0:15:00	18,855.76	4,713.94	36,011.88	9,002.97	30,163.04	7,540.76
347	12.13 13:30:00	0:15:00	20,269.27	5,067.32	34,160.81	8,540.20	30,600.61	7,650.15
347	12.13 13:45:00	0:15:00	22,045.75	5,511.44	32,355.89	8,088.97	30,629.05	7,657.26
347	12.13 14:00:00	0:15:00	23,851.67	5,962.92	30,217.42	7,554.36	30,961.59	7,740.40
347	12.13 14:15:00	0:15:00	26,175.24	6,543.81	27,905.82	6,976.46	30,949.62	7,737.40
347	12.13 14:30:00	0:15:00	28,496.07	7,124.02	24,735.55	6,183.89	31,799.07	7,949.77
347	12.13 14:45:00	0:15:00	30,715.36	7,678.84	20,993.98	5,248.50	33,321.34	8,330.33
347	12.13 15:00:00	0:15:00	33,502.20	8,375.55	16,682.37	4,170.59	34,846.10	8,711.53
347	12.13 15:15:00	0:15:00	38,914.98	9,728.74	12,165.45	3,041.36	33,950.25	8,487.56
347	12.13 15:30:00	0:15:00	45,993.71	11,498.43	7,718.13	1,929.53	31,318.83	7,829.71
347	12.13 15:45:00	0:10:48	56,149.68	10,106.94	3,146.33	566.34	25,734.68	4,632.24
347	12.13 15:52:11	0:03:36	62,148.96	3,728.94	1,444.69	86.68	21,437.04	1,286.22
354	12.20 08:19:48	0:04:48	28,809.16	2,304.73	2,017.22	161.38	54,204.30	4,336.34
354	12.20 08:30:00	0:12:36	30,151.06	6,331.72	2,420.87	508.38	52,458.75	11,016.34
354	12.20 08:45:00	0:15:00	32,669.47	8,167.37	2,397.42	599.35	49,963.80	12,490.95
354	12.20 09:00:00	0:15:00	29,792.57	7,448.14	7,987.31	1,996.83	47,250.80	11,812.70
354	12.20 09:15:00	0:15:00	26,072.96	6,518.24	15,315.77	3,828.94	43,641.95	10,910.49
354	12.20 09:30:00	0:15:00	23,800.53	5,950.13	21,640.36	5,410.09	39,589.80	9,897.45
354	12.20 09:45:00	0:15:00	22,399.50	5,599.88	26,796.43	6,699.11	35,834.76	8,958.69



\_MAY2020 1450 OWENS E AND D FOR D 39 FT EXIST UPPER ONLY PROPOSED - Ballpark

DayNum	Date+Time	Duration	ExSF	ExSFHr	NewSF	NewSFHr	SunnySF	SunnySFHr
354	12.20 10:00:00	0:15:00	20,906.91	5,226.73	31,467.77	7,866.94	32,656.00	8,164.00
354	12.20 10:15:00	0:15:00	20,484.56	5,121.14	35,239.27	8,809.82	29,306.85	7,326.71
354	12.20 10:30:00	0:15:00	19,760.60	4,940.15	38,282.32	9,570.58	26,987.77	6,746.94
354	12.20 10:45:00	0:15:00	19,462.23	4,865.56	40,206.24	10,051.56	25,362.22	6,340.55
354	12.20 11:00:00	0:15:00	19,165.86	4,791.46	41,413.93	10,353.48	24,450.90	6,112.73
354	12.20 11:15:00	0:15:00	18,932.10	4,733.03	42,260.88	10,565.22	23,837.70	5,959.43
354	12.20 11:30:00	0:15:00	18,275.25	4,568.81	42,676.25	10,669.06	24,079.19	6,019.80
354	12.20 11:45:00	0:15:00	17,780.54	4,445.14	43,206.63	10,801.66	24,043.51	6,010.88
354	12.20 12:00:00	0:15:00	17,208.26	4,302.06	43,107.59	10,776.90	24,714.84	6,178.71
354	12.20 12:15:00	0:15:00	17,083.02	4,270.76	42,527.07	10,631.77	25,420.59	6,355.15
354	12.20 12:30:00	0:15:00	16,854.01	4,213.50	41,010.78	10,252.70	27,165.89	6,791.47
354	12.20 12:45:00	0:15:00	16,918.12	4,229.53	39,648.67	9,912.17	28,463.89	7,115.97
354	12.20 13:00:00	0:15:00	17,632.86	4,408.21	38,000.91	9,500.23	29,396.91	7,349.23
354	12.20 13:15:00	0:15:00	18,816.60	4,704.15	36,595.15	9,148.79	29,618.94	7,404.74
354	12.20 13:30:00	0:15:00	20,155.51	5,038.88	34,778.50	8,694.62	30,096.68	7,524.17
354	12.20 13:45:00	0:15:00	21,936.98	5,484.25	32,961.60	8,240.40	30,132.10	7,533.03
354	12.20 14:00:00	0:15:00	23,722.44	5,930.61	30,850.08	7,712.52	30,458.16	7,614.54
354	12.20 14:15:00	0:15:00	25,935.75	6,483.94	28,569.91	7,142.48	30,525.02	7,631.25
354	12.20 14:30:00	0:15:00	28,255.33	7,063.83	25,482.71	6,370.68	31,292.64	7,823.16
354	12.20 14:45:00	0:15:00	30,605.85	7,651.46	21,796.53	5,449.13	32,628.31	8,157.08
354	12.20 15:00:00	0:15:00	33,061.39	8,265.35	17,525.59	4,381.40	34,443.71	8,610.93
354	12.20 15:15:00	0:15:00	38,114.17	9,528.54	13,043.09	3,260.77	33,873.42	8,468.35
354	12.20 15:30:00	0:15:00	44,798.50	11,199.63	8,561.59	2,140.40	31,670.59	7,917.65
354	12.20 15:45:00	0:12:36	54,603.71	11,466.78	3,887.76	816.43	26,539.22	5,573.24
354	12.20 15:54:36	0:04:48	62,219.56	4,977.56	1,490.34	119.23	21,320.79	1,705.66
			11,396,101.60	2,552,785.83	12,656,475.80	3,152,091.36	73,392,583.50	17,732,129.51



1450 Owens Street UPDATED  
Upper Proposed Only Scenario  
Exhibit B.6  
Quantitative Results  
Mission Commons





## MAY2020 1450 OWENS E AND D FOR D 39 FT EXIST UPPER ONLY PROPOSED - Mission Commons

### Summary of Results

FastCast Annualized Net New Shadow	338,213.65 Sq ft hrs
Theoretical Annual Available Sunlight (TAAS), based on City's TAAS Factor	1,037,005,152.82 Sq ft hrs
<b>Annual Shadow Increase as a Percentage of TAAS</b>	<b>0.03261%</b>

Mission Commons Park Area 278,659.95 GIS

### MAY2020 1450 OWENS E AND D FOR D 39 FT EXIST UPPER ONLY PROPOSED - Mission Commons

Date+Time	Date	Mirror Date	Duration	Total Duration	ExSF	ExSFHr	NewSF	NewSFHr	NewSFHr/Day
10.25 16:00:00	25-Oct	15-Feb	0:15:00		89,435.02	22,358.76	0.50	0.13	
10.25 16:18:00			0:01:48	0:16:48	104,773.15	3,143.20	1.50	0.05	0.17
11.01 15:45:00	1-Nov	8-Feb	0:15:00		104,507.71	26,126.93	0.25	0.06	
11.01 16:00:00			0:12:36		111,284.91	23,369.83	20.71	4.35	
11.01 16:10:12			0:05:24	0:33:00	114,155.60	10,274.00	68.36	6.15	10.56
11.08 15:30:00	8-Nov	1-Feb	0:15:00		111,831.01	27,957.75	0.50	0.13	
11.08 15:45:00			0:15:00		116,824.97	29,206.24	39.42	9.85	
11.08 16:00:00			0:09:00		118,391.16	17,758.68	1,398.55	209.78	
11.08 16:03:00			0:01:48	0:40:48	118,184.85	3,545.55	4,275.23	128.26	348.02
11.15 15:15:00	15-Nov	25-Jan	0:15:00		116,919.27	29,229.82	4.74	1.19	
11.15 15:30:00			0:15:00		120,884.15	30,221.04	35.18	8.79	
11.15 15:45:00			0:13:48		121,861.59	28,028.17	527.64	121.36	
11.15 15:57:36			0:06:36	0:50:24	121,673.24	13,384.06	13,725.54	1,509.81	1,641.14
11.22 15:15:00	22-Nov	18-Jan	0:15:00		124,207.89	31,051.97	18.21	4.55	
11.22 15:30:00			0:15:00		124,918.39	31,229.60	39.17	9.79	
11.22 15:45:00			0:12:00		125,623.90	25,124.78	6,543.69	1,308.74	
11.22 15:54:00			0:04:48	0:46:48	124,030.51	9,922.44	21,182.30	1,694.58	3,017.67
11.29 15:00:00	29-Nov	11-Jan	0:15:00		124,824.84	31,206.21	3.49	0.87	
11.29 15:15:00			0:15:00		127,058.87	31,764.72	24.95	6.24	
11.29 15:30:00			0:15:00		127,657.61	31,914.40	821.52	205.38	
11.29 15:45:00			0:10:48		126,908.19	22,843.47	13,958.29	2,512.49	
11.29 15:51:36			0:03:00	0:58:48	125,745.15	6,287.26	27,153.20	1,357.66	4,082.64
12.06 14:45:00	6-Dec	4-Jan	0:15:00		124,823.09	31,205.77	0.25	0.06	
12.06 15:00:00			0:15:00		127,115.75	31,778.94	6.99	1.75	
12.06 15:15:00			0:15:00		128,921.94	32,230.49	31.18	7.80	
12.06 15:30:00			0:15:00		129,509.45	32,377.36	2,043.19	510.80	
12.06 15:45:00			0:10:12		127,917.81	21,746.03	17,763.76	3,019.84	
12.06 15:51:00			0:03:00	1:13:12	126,915.18	6,345.76	29,833.29	1,491.67	5,031.91
12.13 15:00:00	13-Dec	27-Dec	0:15:00		128,149.07	32,037.27	7.48	1.87	
12.13 15:15:00			0:15:00		129,948.03	32,487.01	26.44	6.61	
12.13 15:30:00			0:15:00		130,524.81	32,631.20	2,250.50	562.63	
12.13 15:45:00			0:10:48		128,767.52	23,178.15	17,319.45	3,117.50	
12.13 15:52:11			0:03:36	0:59:24	127,614.95	7,656.90	29,078.64	1,744.72	5,433.33
12.20 14:45:00	20-Dec	No Mirror	0:15:00		126,806.16	31,701.54	0.25	0.06	
12.20 15:00:00			0:15:00		128,310.98	32,077.75	4.99	1.25	
12.20 15:15:00			0:15:00		130,156.34	32,539.08	21.95	5.49	
12.20 15:30:00			0:15:00		130,837.90	32,709.47	1,180.76	295.19	
12.20 15:45:00			0:12:36		129,388.71	27,171.63	13,826.32	2,903.53	
12.20 15:54:36			0:04:48	1:17:24	127,869.66	10,229.57	28,490.63	2,279.25	5,484.77
			7:36:36			936,052.77	231,728.99	25,050.20	

0:50:44 Average Duration





## MAY2020 1450 OWENS E AND D FOR D 39 FT EXIST UPPER ONLY PROPOSED - Mission Commons

DayNum	Date+Time	Duration	ExSF	ExSFHr	NewSF	NewSFHr	SunnySF	SunnySFHr
172	06.21 06:46:48	0:06:36	184,749.38	20,322.43	0.00	0.00	93,910.57	10,330.16
172	06.21 07:00:00	0:13:48	147,581.07	33,943.65	0.00	0.00	131,078.89	30,148.15
172	06.21 07:15:00	0:15:00	107,551.54	26,887.89	0.00	0.00	171,108.42	42,777.10
172	06.21 07:30:00	0:15:00	62,469.67	15,617.42	0.00	0.00	216,190.28	54,047.57
172	06.21 07:45:00	0:15:00	29,821.32	7,455.33	0.00	0.00	248,838.64	62,209.66
172	06.21 08:00:00	0:15:00	12,833.42	3,208.36	0.00	0.00	265,826.54	66,456.63
172	06.21 08:15:00	0:15:00	5,011.92	1,252.98	0.00	0.00	273,648.03	68,412.01
172	06.21 08:30:00	0:15:00	2,324.59	581.15	0.00	0.00	276,335.36	69,083.84
172	06.21 08:45:00	0:15:00	2,124.77	531.19	0.00	0.00	276,535.19	69,133.80
172	06.21 09:00:00	0:15:00	1,983.07	495.77	0.00	0.00	276,676.89	69,169.22
172	06.21 09:15:00	0:15:00	1,911.72	477.93	0.00	0.00	276,748.24	69,187.06
172	06.21 09:30:00	0:15:00	1,866.56	466.64	0.00	0.00	276,793.39	69,198.35
172	06.21 09:45:00	0:15:00	1,821.66	455.41	0.00	0.00	276,838.30	69,209.58
172	06.21 10:00:00	0:15:00	1,775.00	443.75	0.00	0.00	276,884.95	69,221.24
172	06.21 10:15:00	0:15:00	1,735.34	433.83	0.00	0.00	276,924.62	69,231.15
172	06.21 10:30:00	0:15:00	1,696.42	424.11	0.00	0.00	276,963.53	69,240.88
172	06.21 10:45:00	0:15:00	1,657.00	414.25	0.00	0.00	277,002.95	69,250.74
172	06.21 11:00:00	0:15:00	1,616.09	404.02	0.00	0.00	277,043.87	69,260.97
172	06.21 11:15:00	0:15:00	1,579.42	394.85	0.00	0.00	277,080.54	69,270.13
172	06.21 11:30:00	0:15:00	1,536.51	384.13	0.00	0.00	277,123.45	69,280.86
172	06.21 11:45:00	0:15:00	1,496.34	374.09	0.00	0.00	277,163.61	69,290.90
172	06.21 12:00:00	0:15:00	1,447.45	361.86	0.00	0.00	277,212.51	69,303.13
172	06.21 12:15:00	0:15:00	1,407.03	351.76	0.00	0.00	277,252.92	69,313.23
172	06.21 12:30:00	0:15:00	1,356.89	339.22	0.00	0.00	277,303.07	69,325.77
172	06.21 12:45:00	0:15:00	1,314.23	328.56	0.00	0.00	277,345.73	69,336.43
172	06.21 13:00:00	0:15:00	1,261.84	315.46	0.00	0.00	277,398.12	69,349.53
172	06.21 13:15:00	0:15:00	1,283.29	320.82	0.00	0.00	277,376.66	69,344.17
172	06.21 13:30:00	0:15:00	1,288.78	322.20	0.00	0.00	277,371.17	69,342.79
172	06.21 13:45:00	0:15:00	1,326.70	331.68	0.00	0.00	277,333.25	69,333.31
172	06.21 14:00:00	0:15:00	1,356.64	339.16	0.00	0.00	277,303.32	69,325.83
172	06.21 14:15:00	0:15:00	1,390.82	347.70	0.00	0.00	277,269.14	69,317.29
172	06.21 14:30:00	0:15:00	1,417.26	354.32	0.00	0.00	277,242.70	69,310.67
172	06.21 14:45:00	0:15:00	1,456.43	364.11	0.00	0.00	277,203.53	69,300.88
172	06.21 15:00:00	0:15:00	1,487.11	371.78	0.00	0.00	277,172.84	69,293.21
172	06.21 15:15:00	0:15:00	1,520.04	380.01	0.00	0.00	277,139.91	69,284.98
172	06.21 15:30:00	0:15:00	1,550.48	387.62	0.00	0.00	277,109.48	69,277.37
172	06.21 15:45:00	0:15:00	1,582.66	395.67	0.00	0.00	277,077.29	69,269.32
172	06.21 16:00:00	0:15:00	1,609.10	402.28	0.00	0.00	277,050.85	69,262.71
172	06.21 16:15:00	0:15:00	1,637.54	409.39	0.00	0.00	277,022.41	69,255.60
172	06.21 16:30:00	0:15:00	1,682.45	420.61	0.00	0.00	276,977.51	69,244.38
172	06.21 16:45:00	0:15:00	1,782.49	445.62	0.00	0.00	276,877.47	69,219.37
172	06.21 17:00:00	0:15:00	1,921.94	480.49	0.00	0.00	276,738.01	69,184.50
172	06.21 17:15:00	0:15:00	2,070.38	517.60	0.00	0.00	276,589.57	69,147.39
172	06.21 17:30:00	0:15:00	3,900.02	975.01	0.00	0.00	274,759.93	68,689.98
172	06.21 17:45:00	0:15:00	11,917.10	2,979.28	0.00	0.00	266,742.85	66,685.71
172	06.21 18:00:00	0:15:00	24,261.30	6,065.33	0.00	0.00	254,398.65	63,599.66
172	06.21 18:15:00	0:15:00	42,787.46	10,696.86	0.00	0.00	235,872.50	58,968.12
172	06.21 18:30:00	0:15:00	70,934.06	17,733.52	0.00	0.00	207,725.89	51,931.47
172	06.21 18:45:00	0:15:00	108,030.78	27,007.69	0.00	0.00	170,629.18	42,657.29
172	06.21 19:00:00	0:15:00	143,770.11	35,942.53	0.00	0.00	134,889.85	33,722.46
172	06.21 19:15:00	0:18:00	176,852.79	53,055.84	0.00	0.00	101,807.16	30,542.15
172	06.21 19:36:00	0:10:48	231,160.69	41,608.92	0.00	0.00	47,499.26	8,549.87
179	06.28 06:48:35	0:06:00	183,308.92	18,330.89	0.00	0.00	95,351.03	9,535.10
179	06.28 07:00:00	0:13:12	151,675.68	33,368.65	0.00	0.00	126,984.28	27,936.54
179	06.28 07:15:00	0:15:00	112,088.96	28,022.24	0.00	0.00	166,570.99	41,642.75
179	06.28 07:30:00	0:15:00	65,354.59	16,338.65	0.00	0.00	213,305.37	53,326.34
179	06.28 07:45:00	0:15:00	32,048.62	8,012.16	0.00	0.00	246,611.34	61,652.83
179	06.28 08:00:00	0:15:00	13,668.41	3,417.10	0.00	0.00	264,991.55	66,247.89
179	06.28 08:15:00	0:15:00	5,312.54	1,328.14	0.00	0.00	273,347.42	68,336.85
179	06.28 08:30:00	0:15:00	2,348.79	587.20	0.00	0.00	276,311.16	69,077.79
179	06.28 08:45:00	0:15:00	2,144.97	536.24	0.00	0.00	276,514.98	69,128.75
179	06.28 09:00:00	0:15:00	1,996.29	499.07	0.00	0.00	276,663.67	69,165.92
179	06.28 09:15:00	0:15:00	1,924.19	481.05	0.00	0.00	276,735.77	69,183.94



## MAY2020 1450 OWENS E AND D FOR D 39 FT EXIST UPPER ONLY PROPOSED - Mission Commons

DayNum	Date+Time	Duration	ExSF	ExSFHr	NewSF	NewSFHr	SunnySF	SunnySFHr
179	06.28 09:30:00	0:15:00	1,879.04	469.76	0.00	0.00	276,780.92	69,195.23
179	06.28 09:45:00	0:15:00	1,832.88	458.22	0.00	0.00	276,827.07	69,206.77
179	06.28 10:00:00	0:15:00	1,783.24	445.81	0.00	0.00	276,876.72	69,219.18
179	06.28 10:15:00	0:15:00	1,745.32	436.33	0.00	0.00	276,914.64	69,228.66
179	06.28 10:30:00	0:15:00	1,705.15	426.29	0.00	0.00	276,954.80	69,238.70
179	06.28 10:45:00	0:15:00	1,664.99	416.25	0.00	0.00	276,994.97	69,248.74
179	06.28 11:00:00	0:15:00	1,623.32	405.83	0.00	0.00	277,036.63	69,259.16
179	06.28 11:15:00	0:15:00	1,588.15	397.04	0.00	0.00	277,071.81	69,267.95
179	06.28 11:30:00	0:15:00	1,546.24	386.56	0.00	0.00	277,113.72	69,278.43
179	06.28 11:45:00	0:15:00	1,504.33	376.08	0.00	0.00	277,155.63	69,288.91
179	06.28 12:00:00	0:15:00	1,455.68	363.92	0.00	0.00	277,204.28	69,301.07
179	06.28 12:15:00	0:15:00	1,413.77	353.44	0.00	0.00	277,246.19	69,311.55
179	06.28 12:30:00	0:15:00	1,364.62	341.16	0.00	0.00	277,295.33	69,323.83
179	06.28 12:45:00	0:15:00	1,321.96	330.49	0.00	0.00	277,337.99	69,334.50
179	06.28 13:00:00	0:15:00	1,268.57	317.14	0.00	0.00	277,391.38	69,347.85
179	06.28 13:15:00	0:15:00	1,281.55	320.39	0.00	0.00	277,378.41	69,344.60
179	06.28 13:30:00	0:15:00	1,287.28	321.82	0.00	0.00	277,372.67	69,343.17
179	06.28 13:45:00	0:15:00	1,328.70	332.17	0.00	0.00	277,331.26	69,332.82
179	06.28 14:00:00	0:15:00	1,355.14	338.79	0.00	0.00	277,304.81	69,326.20
179	06.28 14:15:00	0:15:00	1,391.56	347.89	0.00	0.00	277,268.39	69,317.10
179	06.28 14:30:00	0:15:00	1,418.26	354.56	0.00	0.00	277,241.70	69,310.42
179	06.28 14:45:00	0:15:00	1,455.43	363.86	0.00	0.00	277,204.53	69,301.13
179	06.28 15:00:00	0:15:00	1,486.86	371.72	0.00	0.00	277,173.09	69,293.27
179	06.28 15:15:00	0:15:00	1,522.04	380.51	0.00	0.00	277,137.92	69,284.48
179	06.28 15:30:00	0:15:00	1,550.48	387.62	0.00	0.00	277,109.48	69,277.37
179	06.28 15:45:00	0:15:00	1,584.66	396.16	0.00	0.00	277,075.30	69,268.83
179	06.28 16:00:00	0:15:00	1,612.10	403.03	0.00	0.00	277,047.86	69,261.96
179	06.28 16:15:00	0:15:00	1,639.79	409.95	0.00	0.00	277,020.17	69,255.04
179	06.28 16:30:00	0:15:00	1,674.47	418.62	0.00	0.00	276,985.49	69,246.37
179	06.28 16:45:00	0:15:00	1,768.52	442.13	0.00	0.00	276,891.44	69,222.86
179	06.28 17:00:00	0:15:00	1,908.47	477.12	0.00	0.00	276,751.48	69,187.87
179	06.28 17:15:00	0:15:00	2,053.92	513.48	0.00	0.00	276,606.04	69,151.51
179	06.28 17:30:00	0:15:00	3,240.41	810.10	0.00	0.00	275,419.54	68,854.89
179	06.28 17:45:00	0:15:00	10,575.18	2,643.80	0.00	0.00	268,084.77	67,021.19
179	06.28 18:00:00	0:15:00	22,430.42	5,607.60	0.00	0.00	256,229.54	64,057.39
179	06.28 18:15:00	0:15:00	39,956.93	9,989.23	0.00	0.00	238,703.02	59,675.76
179	06.28 18:30:00	0:15:00	67,005.85	16,751.46	0.00	0.00	211,654.10	52,913.53
179	06.28 18:45:00	0:15:00	103,522.54	25,880.64	0.00	0.00	175,137.41	43,784.35
179	06.28 19:00:00	0:15:00	140,636.72	35,159.18	0.00	0.00	138,023.24	34,505.81
179	06.28 19:15:00	0:18:00	173,474.92	52,042.48	0.00	0.00	105,185.03	31,555.51
179	06.28 19:36:36	0:10:48	230,760.29	41,536.85	0.00	0.00	47,899.67	8,621.94
186	07.05 06:52:12	0:03:36	178,124.61	10,687.48	0.00	0.00	100,535.34	6,032.12
186	07.05 07:00:00	0:11:24	155,273.08	29,501.89	0.00	0.00	123,386.87	23,443.51
186	07.05 07:15:00	0:15:00	116,162.87	29,040.72	0.00	0.00	162,497.09	40,624.27
186	07.05 07:30:00	0:15:00	66,451.02	16,612.76	0.00	0.00	212,208.93	53,052.23
186	07.05 07:45:00	0:15:00	33,052.50	8,263.13	0.00	0.00	245,607.45	61,401.86
186	07.05 08:00:00	0:15:00	13,779.67	3,444.92	0.00	0.00	264,880.28	66,220.07
186	07.05 08:15:00	0:15:00	5,044.85	1,261.21	0.00	0.00	273,615.10	68,403.78
186	07.05 08:30:00	0:15:00	2,371.00	592.75	0.00	0.00	276,288.96	69,072.24
186	07.05 08:45:00	0:15:00	2,159.44	539.86	0.00	0.00	276,500.51	69,125.13
186	07.05 09:00:00	0:15:00	2,018.49	504.62	0.00	0.00	276,641.46	69,160.37
186	07.05 09:15:00	0:15:00	1,948.14	487.04	0.00	0.00	276,711.82	69,177.95
186	07.05 09:30:00	0:15:00	1,899.24	474.81	0.00	0.00	276,760.71	69,190.18
186	07.05 09:45:00	0:15:00	1,853.34	463.34	0.00	0.00	276,806.62	69,201.65
186	07.05 10:00:00	0:15:00	1,804.44	451.11	0.00	0.00	276,855.51	69,213.88
186	07.05 10:15:00	0:15:00	1,765.28	441.32	0.00	0.00	276,894.68	69,223.67
186	07.05 10:30:00	0:15:00	1,723.11	430.78	0.00	0.00	276,936.84	69,234.21
186	07.05 10:45:00	0:15:00	1,682.20	420.55	0.00	0.00	276,977.75	69,244.44
186	07.05 11:00:00	0:15:00	1,640.54	410.14	0.00	0.00	277,019.42	69,254.85
186	07.05 11:15:00	0:15:00	1,605.36	401.34	0.00	0.00	277,054.59	69,263.65
186	07.05 11:30:00	0:15:00	1,560.71	390.18	0.00	0.00	277,099.25	69,274.81
186	07.05 11:45:00	0:15:00	1,519.79	379.95	0.00	0.00	277,140.16	69,285.04
186	07.05 12:00:00	0:15:00	1,471.15	367.79	0.00	0.00	277,188.81	69,297.20



## MAY2020 1450 OWENS E AND D FOR D 39 FT EXIST UPPER ONLY PROPOSED - Mission Commons

DayNum	Date+Time	Duration	ExSF	ExSFHr	NewSF	NewSFHr	SunnySF	SunnySFHr
186	07.05 12:15:00	0:15:00	1,428.74	357.18	0.00	0.00	277,231.22	69,307.81
186	07.05 12:30:00	0:15:00	1,378.34	344.59	0.00	0.00	277,281.61	69,320.40
186	07.05 12:45:00	0:15:00	1,334.19	333.55	0.00	0.00	277,325.77	69,331.44
186	07.05 13:00:00	0:15:00	1,280.80	320.20	0.00	0.00	277,379.16	69,344.79
186	07.05 13:15:00	0:15:00	1,294.27	323.57	0.00	0.00	277,365.69	69,341.42
186	07.05 13:30:00	0:15:00	1,293.77	323.44	0.00	0.00	277,366.19	69,341.55
186	07.05 13:45:00	0:15:00	1,335.43	333.86	0.00	0.00	277,324.52	69,331.13
186	07.05 14:00:00	0:15:00	1,358.38	339.60	0.00	0.00	277,301.57	69,325.39
186	07.05 14:15:00	0:15:00	1,398.80	349.70	0.00	0.00	277,261.16	69,315.29
186	07.05 14:30:00	0:15:00	1,426.49	356.62	0.00	0.00	277,233.47	69,308.37
186	07.05 14:45:00	0:15:00	1,467.40	366.85	0.00	0.00	277,192.55	69,298.14
186	07.05 15:00:00	0:15:00	1,494.85	373.71	0.00	0.00	277,165.11	69,291.28
186	07.05 15:15:00	0:15:00	1,531.27	382.82	0.00	0.00	277,128.69	69,282.17
186	07.05 15:30:00	0:15:00	1,560.21	390.05	0.00	0.00	277,099.75	69,274.94
186	07.05 15:45:00	0:15:00	1,594.39	398.60	0.00	0.00	277,065.57	69,266.39
186	07.05 16:00:00	0:15:00	1,623.32	405.83	0.00	0.00	277,036.63	69,259.16
186	07.05 16:15:00	0:15:00	1,652.76	413.19	0.00	0.00	277,007.19	69,251.80
186	07.05 16:30:00	0:15:00	1,678.46	419.62	0.00	0.00	276,981.50	69,245.37
186	07.05 16:45:00	0:15:00	1,760.04	440.01	0.00	0.00	276,899.92	69,224.98
186	07.05 17:00:00	0:15:00	1,893.75	473.44	0.00	0.00	276,766.20	69,191.55
186	07.05 17:15:00	0:15:00	2,034.96	508.74	0.00	0.00	276,625.00	69,156.25
186	07.05 17:30:00	0:15:00	2,402.68	600.67	0.00	0.00	276,257.28	69,064.32
186	07.05 17:45:00	0:15:00	8,692.91	2,173.23	0.00	0.00	269,967.05	67,491.76
186	07.05 18:00:00	0:15:00	19,973.35	4,993.34	0.00	0.00	258,686.60	64,671.65
186	07.05 18:15:00	0:15:00	36,569.08	9,142.27	0.00	0.00	242,090.88	60,522.72
186	07.05 18:30:00	0:15:00	62,732.37	15,683.09	0.00	0.00	215,927.59	53,981.90
186	07.05 18:45:00	0:15:00	98,372.91	24,593.23	0.00	0.00	180,287.05	45,071.76
186	07.05 19:00:00	0:15:00	137,097.94	34,274.48	0.00	0.00	141,562.02	35,390.50
186	07.05 19:15:00	0:18:00	170,601.74	51,180.52	0.00	0.00	108,058.22	32,417.47
186	07.05 19:36:00	0:10:48	228,677.43	41,161.94	0.00	0.00	49,982.52	8,996.85
193	07.12 06:56:24	0:01:48	169,509.54	5,085.29	0.00	0.00	109,150.41	3,274.51
193	07.12 07:00:00	0:09:00	159,558.04	23,933.71	0.00	0.00	119,101.91	17,865.29
193	07.12 07:15:00	0:15:00	119,316.96	29,829.24	0.00	0.00	159,343.00	39,835.75
193	07.12 07:30:00	0:15:00	67,272.04	16,818.01	0.00	0.00	211,387.92	52,846.98
193	07.12 07:45:00	0:15:00	32,289.86	8,072.47	0.00	0.00	246,370.10	61,592.52
193	07.12 08:00:00	0:15:00	13,099.36	3,274.84	0.00	0.00	265,560.60	66,390.15
193	07.12 08:15:00	0:15:00	4,319.14	1,079.78	0.00	0.00	274,340.82	68,585.21
193	07.12 08:30:00	0:15:00	2,388.96	597.24	0.00	0.00	276,271.00	69,067.75
193	07.12 08:45:00	0:15:00	2,171.42	542.85	0.00	0.00	276,488.54	69,122.13
193	07.12 09:00:00	0:15:00	2,049.68	512.42	0.00	0.00	276,610.28	69,152.57
193	07.12 09:15:00	0:15:00	1,989.05	497.26	0.00	0.00	276,670.90	69,167.73
193	07.12 09:30:00	0:15:00	1,932.67	483.17	0.00	0.00	276,727.28	69,181.82
193	07.12 09:45:00	0:15:00	1,884.27	471.07	0.00	0.00	276,775.68	69,193.92
193	07.12 10:00:00	0:15:00	1,836.38	459.09	0.00	0.00	276,823.58	69,205.90
193	07.12 10:15:00	0:15:00	1,795.21	448.80	0.00	0.00	276,864.74	69,216.19
193	07.12 10:30:00	0:15:00	1,748.06	437.02	0.00	0.00	276,911.89	69,227.97
193	07.12 10:45:00	0:15:00	1,708.15	427.04	0.00	0.00	276,951.81	69,237.95
193	07.12 11:00:00	0:15:00	1,667.23	416.81	0.00	0.00	276,992.72	69,248.18
193	07.12 11:15:00	0:15:00	1,629.81	407.45	0.00	0.00	277,030.14	69,257.54
193	07.12 11:30:00	0:15:00	1,584.16	396.04	0.00	0.00	277,075.80	69,268.95
193	07.12 11:45:00	0:15:00	1,542.50	385.62	0.00	0.00	277,117.46	69,279.37
193	07.12 12:00:00	0:15:00	1,491.10	372.78	0.00	0.00	277,168.85	69,292.21
193	07.12 12:15:00	0:15:00	1,447.94	361.99	0.00	0.00	277,212.01	69,303.00
193	07.12 12:30:00	0:15:00	1,397.05	349.26	0.00	0.00	277,262.90	69,315.73
193	07.12 12:45:00	0:15:00	1,355.89	338.97	0.00	0.00	277,304.07	69,326.02
193	07.12 13:00:00	0:15:00	1,300.26	325.06	0.00	0.00	277,359.70	69,339.93
193	07.12 13:15:00	0:15:00	1,296.02	324.00	0.00	0.00	277,363.94	69,340.99
193	07.12 13:30:00	0:15:00	1,308.99	327.25	0.00	0.00	277,350.97	69,337.74
193	07.12 13:45:00	0:15:00	1,349.40	337.35	0.00	0.00	277,310.55	69,327.64
193	07.12 14:00:00	0:15:00	1,375.85	343.96	0.00	0.00	277,284.11	69,321.03
193	07.12 14:15:00	0:15:00	1,413.27	353.32	0.00	0.00	277,246.69	69,311.67
193	07.12 14:30:00	0:15:00	1,442.71	360.68	0.00	0.00	277,217.25	69,304.31
193	07.12 14:45:00	0:15:00	1,482.37	370.59	0.00	0.00	277,177.58	69,294.40



## MAY2020 1450 OWENS E AND D FOR D 39 FT EXIST UPPER ONLY PROPOSED - Mission Commons

DayNum	Date+Time	Duration	ExSF	ExSFHr	NewSF	NewSFHr	SunnySF	SunnySFHr
193	07.12 15:00:00	0:15:00	1,513.31	378.33	0.00	0.00	277,146.65	69,286.66
193	07.12 15:15:00	0:15:00	1,551.23	387.81	0.00	0.00	277,108.73	69,277.18
193	07.12 15:30:00	0:15:00	1,580.66	395.17	0.00	0.00	277,079.29	69,269.82
193	07.12 15:45:00	0:15:00	1,613.84	403.46	0.00	0.00	277,046.11	69,261.53
193	07.12 16:00:00	0:15:00	1,642.53	410.63	0.00	0.00	277,017.42	69,254.36
193	07.12 16:15:00	0:15:00	1,676.96	419.24	0.00	0.00	276,982.99	69,245.75
193	07.12 16:30:00	0:15:00	1,701.66	425.42	0.00	0.00	276,958.30	69,239.57
193	07.12 16:45:00	0:15:00	1,756.79	439.20	0.00	0.00	276,903.16	69,225.79
193	07.12 17:00:00	0:15:00	1,867.56	466.89	0.00	0.00	276,792.40	69,198.10
193	07.12 17:15:00	0:15:00	2,026.22	506.56	0.00	0.00	276,633.73	69,158.43
193	07.12 17:30:00	0:15:00	2,196.62	549.15	0.00	0.00	276,463.34	69,115.84
193	07.12 17:45:00	0:15:00	6,364.57	1,591.14	0.00	0.00	272,295.39	68,073.85
193	07.12 18:00:00	0:15:00	16,859.67	4,214.92	0.00	0.00	261,800.28	65,450.07
193	07.12 18:15:00	0:15:00	32,679.79	8,169.95	0.00	0.00	245,980.17	61,495.04
193	07.12 18:30:00	0:15:00	57,526.60	14,381.65	0.00	0.00	221,133.35	55,283.34
193	07.12 18:45:00	0:15:00	92,710.11	23,177.53	0.00	0.00	185,949.85	46,487.46
193	07.12 19:00:00	0:15:00	133,878.73	33,469.68	0.00	0.00	144,781.22	36,195.31
193	07.12 19:15:00	0:16:48	168,777.59	47,257.72	0.00	0.00	109,882.37	30,767.06
193	07.12 19:33:36	0:09:00	224,098.34	33,614.75	0.00	0.00	54,561.61	8,184.24
200	07.19 07:01:11	0:07:48	159,483.95	20,732.91	0.00	0.00	119,176.01	15,492.88
200	07.19 07:16:11	0:14:24	117,734.80	28,256.35	0.00	0.00	160,925.16	38,622.04
200	07.19 07:30:00	0:14:24	66,474.22	15,953.81	0.00	0.00	212,185.73	50,924.58
200	07.19 07:45:00	0:15:00	28,386.10	7,096.52	0.00	0.00	250,273.86	62,568.46
200	07.19 08:00:00	0:15:00	11,568.84	2,892.21	0.00	0.00	267,091.12	66,772.78
200	07.19 08:15:00	0:15:00	3,233.68	808.42	0.00	0.00	275,426.28	68,856.57
200	07.19 08:30:00	0:15:00	2,405.42	601.36	0.00	0.00	276,254.53	69,063.63
200	07.19 08:45:00	0:15:00	2,204.85	551.21	0.00	0.00	276,455.11	69,113.78
200	07.19 09:00:00	0:15:00	2,101.32	525.33	0.00	0.00	276,558.64	69,139.66
200	07.19 09:15:00	0:15:00	2,045.18	511.30	0.00	0.00	276,614.77	69,153.69
200	07.19 09:30:00	0:15:00	1,984.31	496.08	0.00	0.00	276,675.64	69,168.91
200	07.19 09:45:00	0:15:00	1,928.93	482.23	0.00	0.00	276,731.03	69,182.76
200	07.19 10:00:00	0:15:00	1,880.28	470.07	0.00	0.00	276,779.67	69,194.92
200	07.19 10:15:00	0:15:00	1,832.88	458.22	0.00	0.00	276,827.07	69,206.77
200	07.19 10:30:00	0:15:00	1,784.73	446.18	0.00	0.00	276,875.22	69,218.81
200	07.19 10:45:00	0:15:00	1,745.82	436.45	0.00	0.00	276,914.14	69,228.54
200	07.19 11:00:00	0:15:00	1,698.67	424.67	0.00	0.00	276,961.29	69,240.32
200	07.19 11:15:00	0:15:00	1,660.25	415.06	0.00	0.00	276,999.71	69,249.93
200	07.19 11:30:00	0:15:00	1,613.10	403.27	0.00	0.00	277,046.86	69,261.72
200	07.19 11:45:00	0:15:00	1,569.69	392.42	0.00	0.00	277,090.27	69,272.57
200	07.19 12:00:00	0:15:00	1,519.04	379.76	0.00	0.00	277,140.91	69,285.23
200	07.19 12:15:00	0:15:00	1,477.63	369.41	0.00	0.00	277,182.32	69,295.58
200	07.19 12:30:00	0:15:00	1,426.24	356.56	0.00	0.00	277,233.71	69,308.43
200	07.19 12:45:00	0:15:00	1,383.33	345.83	0.00	0.00	277,276.62	69,319.16
200	07.19 13:00:00	0:15:00	1,326.95	331.74	0.00	0.00	277,333.01	69,333.25
200	07.19 13:15:00	0:15:00	1,303.50	325.88	0.00	0.00	277,356.46	69,339.11
200	07.19 13:30:00	0:15:00	1,334.19	333.55	0.00	0.00	277,325.77	69,331.44
200	07.19 13:45:00	0:15:00	1,372.60	343.15	0.00	0.00	277,287.35	69,321.84
200	07.19 14:00:00	0:15:00	1,400.79	350.20	0.00	0.00	277,259.16	69,314.79
200	07.19 14:15:00	0:15:00	1,439.96	359.99	0.00	0.00	277,219.99	69,305.00
200	07.19 14:30:00	0:15:00	1,466.41	366.60	0.00	0.00	277,193.55	69,298.39
200	07.19 14:45:00	0:15:00	1,506.07	376.52	0.00	0.00	277,153.88	69,288.47
200	07.19 15:00:00	0:15:00	1,539.00	384.75	0.00	0.00	277,120.95	69,280.24
200	07.19 15:15:00	0:15:00	1,577.17	394.29	0.00	0.00	277,082.78	69,270.70
200	07.19 15:30:00	0:15:00	1,609.60	402.40	0.00	0.00	277,050.35	69,262.59
200	07.19 15:45:00	0:15:00	1,646.78	411.69	0.00	0.00	277,013.18	69,253.30
200	07.19 16:00:00	0:15:00	1,674.72	418.68	0.00	0.00	276,985.24	69,246.31
200	07.19 16:15:00	0:15:00	1,711.39	427.85	0.00	0.00	276,948.57	69,237.14
200	07.19 16:30:00	0:15:00	1,740.08	435.02	0.00	0.00	276,919.88	69,229.97
200	07.19 16:45:00	0:15:00	1,771.51	442.88	0.00	0.00	276,888.44	69,222.11
200	07.19 17:00:00	0:15:00	1,862.57	465.64	0.00	0.00	276,797.39	69,199.35
200	07.19 17:15:00	0:15:00	2,013.75	503.44	0.00	0.00	276,646.20	69,161.55
200	07.19 17:30:00	0:15:00	2,184.39	546.10	0.00	0.00	276,475.56	69,118.89
200	07.19 17:45:00	0:15:00	3,874.82	968.71	0.00	0.00	274,785.13	68,696.28



## MAY2020 1450 OWENS E AND D FOR D 39 FT EXIST UPPER ONLY PROPOSED - Mission Commons

DayNum	Date+Time	Duration	ExSF	ExSFHr	NewSF	NewSFHr	SunnySF	SunnySFHr
200	07.19 18:00:00	0:15:00	13,221.35	3,305.34	0.00	0.00	265,438.61	66,359.65
200	07.19 18:15:00	0:15:00	28,548.76	7,137.19	0.00	0.00	250,111.20	62,527.80
200	07.19 18:30:00	0:15:00	51,811.66	12,952.92	0.00	0.00	226,848.29	56,712.07
200	07.19 18:45:00	0:15:00	87,026.10	21,756.53	0.00	0.00	191,633.85	47,908.46
200	07.19 19:00:00	0:15:00	130,960.14	32,740.04	0.00	0.00	147,699.82	36,924.95
200	07.19 19:15:00	0:15:00	168,048.37	42,012.09	0.00	0.00	110,611.58	27,652.90
200	07.19 19:30:00	0:07:48	214,939.67	27,942.16	0.00	0.00	63,720.28	8,283.64
207	07.26 07:07:12	0:03:36	148,016.40	8,880.98	0.00	0.00	130,643.56	7,838.61
207	07.26 07:15:00	0:11:24	123,976.88	23,555.61	0.00	0.00	154,683.08	29,389.79
207	07.26 07:30:00	0:15:00	63,036.48	15,759.12	0.00	0.00	215,623.48	53,905.87
207	07.26 07:45:00	0:15:00	22,868.49	5,717.12	0.00	0.00	255,791.46	63,947.87
207	07.26 08:00:00	0:15:00	8,879.76	2,219.94	0.00	0.00	269,780.19	67,445.05
207	07.26 08:15:00	0:15:00	2,698.31	674.58	0.00	0.00	275,961.65	68,990.41
207	07.26 08:30:00	0:15:00	2,421.39	605.35	0.00	0.00	276,238.56	69,059.64
207	07.26 08:45:00	0:15:00	2,266.22	566.55	0.00	0.00	276,393.74	69,098.43
207	07.26 09:00:00	0:15:00	2,179.90	544.98	0.00	0.00	276,480.06	69,120.01
207	07.26 09:15:00	0:15:00	2,108.80	527.20	0.00	0.00	276,551.16	69,137.79
207	07.26 09:30:00	0:15:00	2,041.44	510.36	0.00	0.00	276,618.51	69,154.63
207	07.26 09:45:00	0:15:00	1,986.81	496.70	0.00	0.00	276,673.15	69,168.29
207	07.26 10:00:00	0:15:00	1,930.43	482.61	0.00	0.00	276,729.53	69,182.38
207	07.26 10:15:00	0:15:00	1,882.28	470.57	0.00	0.00	276,777.68	69,194.42
207	07.26 10:30:00	0:15:00	1,832.88	458.22	0.00	0.00	276,827.07	69,206.77
207	07.26 10:45:00	0:15:00	1,788.98	447.24	0.00	0.00	276,870.98	69,217.75
207	07.26 11:00:00	0:15:00	1,738.83	434.71	0.00	0.00	276,921.12	69,230.28
207	07.26 11:15:00	0:15:00	1,695.92	423.98	0.00	0.00	276,964.03	69,241.01
207	07.26 11:30:00	0:15:00	1,651.52	412.88	0.00	0.00	277,008.44	69,252.11
207	07.26 11:45:00	0:15:00	1,607.86	401.96	0.00	0.00	277,052.10	69,263.02
207	07.26 12:00:00	0:15:00	1,555.97	388.99	0.00	0.00	277,103.99	69,276.00
207	07.26 12:15:00	0:15:00	1,512.56	378.14	0.00	0.00	277,147.40	69,286.85
207	07.26 12:30:00	0:15:00	1,459.42	364.86	0.00	0.00	277,200.53	69,300.13
207	07.26 12:45:00	0:15:00	1,414.02	353.50	0.00	0.00	277,245.94	69,311.49
207	07.26 13:00:00	0:15:00	1,359.13	339.78	0.00	0.00	277,300.82	69,325.21
207	07.26 13:15:00	0:15:00	1,340.67	335.17	0.00	0.00	277,319.28	69,329.82
207	07.26 13:30:00	0:15:00	1,364.37	341.09	0.00	0.00	277,295.58	69,323.90
207	07.26 13:45:00	0:15:00	1,404.04	351.01	0.00	0.00	277,255.92	69,313.98
207	07.26 14:00:00	0:15:00	1,432.73	358.18	0.00	0.00	277,227.23	69,306.81
207	07.26 14:15:00	0:15:00	1,475.39	368.85	0.00	0.00	277,184.57	69,296.14
207	07.26 14:30:00	0:15:00	1,502.33	375.58	0.00	0.00	277,157.63	69,289.41
207	07.26 14:45:00	0:15:00	1,542.99	385.75	0.00	0.00	277,116.96	69,279.24
207	07.26 15:00:00	0:15:00	1,574.93	393.73	0.00	0.00	277,085.03	69,271.26
207	07.26 15:15:00	0:15:00	1,612.10	403.03	0.00	0.00	277,047.86	69,261.96
207	07.26 15:30:00	0:15:00	1,648.52	412.13	0.00	0.00	277,011.43	69,252.86
207	07.26 15:45:00	0:15:00	1,686.44	421.61	0.00	0.00	276,973.51	69,243.38
207	07.26 16:00:00	0:15:00	1,715.63	428.91	0.00	0.00	276,944.33	69,236.08
207	07.26 16:15:00	0:15:00	1,752.05	438.01	0.00	0.00	276,907.90	69,226.98
207	07.26 16:30:00	0:15:00	1,785.73	446.43	0.00	0.00	276,874.22	69,218.56
207	07.26 16:45:00	0:15:00	1,825.15	456.29	0.00	0.00	276,834.81	69,208.70
207	07.26 17:00:00	0:15:00	1,873.30	468.32	0.00	0.00	276,786.66	69,196.66
207	07.26 17:15:00	0:15:00	2,000.03	500.01	0.00	0.00	276,659.93	69,164.98
207	07.26 17:30:00	0:15:00	2,186.89	546.72	0.00	0.00	276,473.07	69,118.27
207	07.26 17:45:00	0:15:00	2,388.96	597.24	0.00	0.00	276,271.00	69,067.75
207	07.26 18:00:00	0:15:00	9,272.18	2,318.05	0.00	0.00	269,387.77	67,346.94
207	07.26 18:15:00	0:15:00	23,491.18	5,872.79	0.00	0.00	255,168.78	63,792.19
207	07.26 18:30:00	0:15:00	45,502.73	11,375.68	0.00	0.00	233,157.23	58,289.31
207	07.26 18:45:00	0:15:00	80,935.95	20,233.99	0.00	0.00	197,724.00	49,431.00
207	07.26 19:00:00	0:15:00	128,319.96	32,079.99	0.00	0.00	150,339.99	37,585.00
207	07.26 19:15:00	0:12:36	168,159.14	35,313.42	0.00	0.00	110,500.81	23,205.17
207	07.26 19:25:12	0:05:24	200,874.35	18,078.69	0.00	0.00	77,785.60	7,000.70
214	08.02 07:12:36	0:01:12	131,012.03	2,620.24	0.00	0.00	147,647.92	2,952.96
214	08.02 07:15:00	0:09:00	122,128.78	18,319.32	0.00	0.00	156,531.18	23,479.68
214	08.02 07:30:00	0:15:00	55,921.74	13,980.44	0.00	0.00	222,738.21	55,684.55
214	08.02 07:45:00	0:15:00	17,672.46	4,418.11	0.00	0.00	260,987.50	65,246.87
214	08.02 08:00:00	0:15:00	5,193.79	1,298.45	0.00	0.00	273,466.17	68,366.54



## MAY2020 1450 OWENS E AND D FOR D 39 FT EXIST UPPER ONLY PROPOSED - Mission Commons

DayNum	Date+Time	Duration	ExSF	ExSFHr	NewSF	NewSFHr	SunnySF	SunnySFHr
214	08.02 08:15:00	0:15:00	2,716.52	679.13	0.00	0.00	275,943.44	68,985.86
214	08.02 08:30:00	0:15:00	2,487.00	621.75	0.00	0.00	276,172.95	69,043.24
214	08.02 08:45:00	0:15:00	2,360.77	590.19	0.00	0.00	276,299.19	69,074.80
214	08.02 09:00:00	0:15:00	2,266.22	566.55	0.00	0.00	276,393.74	69,098.43
214	08.02 09:15:00	0:15:00	2,185.64	546.41	0.00	0.00	276,474.32	69,118.58
214	08.02 09:30:00	0:15:00	2,115.04	528.76	0.00	0.00	276,544.92	69,136.23
214	08.02 09:45:00	0:15:00	2,051.17	512.79	0.00	0.00	276,608.78	69,152.20
214	08.02 10:00:00	0:15:00	1,993.54	498.39	0.00	0.00	276,666.41	69,166.60
214	08.02 10:15:00	0:15:00	1,938.91	484.73	0.00	0.00	276,721.05	69,180.26
214	08.02 10:30:00	0:15:00	1,884.02	471.01	0.00	0.00	276,775.93	69,193.98
214	08.02 10:45:00	0:15:00	1,837.62	459.41	0.00	0.00	276,822.33	69,205.58
214	08.02 11:00:00	0:15:00	1,789.47	447.37	0.00	0.00	276,870.48	69,217.62
214	08.02 11:15:00	0:15:00	1,745.82	436.45	0.00	0.00	276,914.14	69,228.54
214	08.02 11:30:00	0:15:00	1,696.92	424.23	0.00	0.00	276,963.04	69,240.76
214	08.02 11:45:00	0:15:00	1,650.52	412.63	0.00	0.00	277,009.44	69,252.36
214	08.02 12:00:00	0:15:00	1,594.14	398.53	0.00	0.00	277,065.82	69,266.46
214	08.02 12:15:00	0:15:00	1,547.98	387.00	0.00	0.00	277,111.97	69,277.99
214	08.02 12:30:00	0:15:00	1,493.35	373.34	0.00	0.00	277,166.61	69,291.65
214	08.02 12:45:00	0:15:00	1,448.69	362.17	0.00	0.00	277,211.26	69,302.82
214	08.02 13:00:00	0:15:00	1,390.57	347.64	0.00	0.00	277,269.39	69,317.35
214	08.02 13:15:00	0:15:00	1,369.61	342.40	0.00	0.00	277,290.35	69,322.59
214	08.02 13:30:00	0:15:00	1,400.05	350.01	0.00	0.00	277,259.91	69,314.98
214	08.02 13:45:00	0:15:00	1,441.71	360.43	0.00	0.00	277,218.25	69,304.56
214	08.02 14:00:00	0:15:00	1,473.64	368.41	0.00	0.00	277,186.31	69,296.58
214	08.02 14:15:00	0:15:00	1,514.30	378.58	0.00	0.00	277,145.65	69,286.41
214	08.02 14:30:00	0:15:00	1,543.99	386.00	0.00	0.00	277,115.96	69,278.99
214	08.02 14:45:00	0:15:00	1,587.65	396.91	0.00	0.00	277,072.31	69,268.08
214	08.02 15:00:00	0:15:00	1,619.83	404.96	0.00	0.00	277,040.12	69,260.03
214	08.02 15:15:00	0:15:00	1,659.50	414.88	0.00	0.00	277,000.46	69,250.11
214	08.02 15:30:00	0:15:00	1,696.67	424.17	0.00	0.00	276,963.29	69,240.82
214	08.02 15:45:00	0:15:00	1,732.84	433.21	0.00	0.00	276,927.11	69,231.78
214	08.02 16:00:00	0:15:00	1,767.52	441.88	0.00	0.00	276,892.43	69,223.11
214	08.02 16:15:00	0:15:00	1,811.18	452.79	0.00	0.00	276,848.78	69,212.19
214	08.02 16:30:00	0:15:00	1,845.86	461.46	0.00	0.00	276,814.10	69,203.53
214	08.02 16:45:00	0:15:00	1,888.02	472.00	0.00	0.00	276,771.94	69,192.99
214	08.02 17:00:00	0:15:00	1,931.42	482.86	0.00	0.00	276,728.53	69,182.13
214	08.02 17:15:00	0:15:00	2,011.26	502.81	0.00	0.00	276,648.70	69,162.18
214	08.02 17:30:00	0:15:00	2,178.65	544.66	0.00	0.00	276,481.30	69,120.33
214	08.02 17:45:00	0:15:00	2,397.94	599.49	0.00	0.00	276,262.02	69,065.50
214	08.02 18:00:00	0:15:00	5,411.08	1,352.77	0.00	0.00	273,248.87	68,312.22
214	08.02 18:15:00	0:15:00	18,190.11	4,547.53	0.00	0.00	260,469.84	65,117.46
214	08.02 18:30:00	0:15:00	38,919.12	9,729.78	0.00	0.00	239,740.83	59,935.21
214	08.02 18:45:00	0:15:00	75,238.48	18,809.62	0.00	0.00	203,421.48	50,855.37
214	08.02 19:00:00	0:15:00	125,709.47	31,427.37	0.00	0.00	152,950.48	38,237.62
214	08.02 19:15:00	0:09:00	168,293.61	25,244.04	0.00	0.00	110,366.35	16,554.95
214	08.02 19:18:36	0:01:48	180,089.71	5,402.69	0.00	0.00	98,570.24	2,957.11
221	08.09 07:19:12	0:05:24	96,216.46	8,659.48	0.00	0.00	182,443.50	16,419.92
221	08.09 07:30:00	0:12:36	44,856.59	9,419.88	0.00	0.00	233,803.36	49,098.71
221	08.09 07:45:00	0:15:00	11,998.43	2,999.61	0.00	0.00	266,661.52	66,665.38
221	08.09 08:00:00	0:15:00	3,141.87	785.47	0.00	0.00	275,518.09	68,879.52
221	08.09 08:15:00	0:15:00	2,793.85	698.46	0.00	0.00	275,866.10	68,966.53
221	08.09 08:30:00	0:15:00	2,610.24	652.56	0.00	0.00	276,049.71	69,012.43
221	08.09 08:45:00	0:15:00	2,481.26	620.32	0.00	0.00	276,178.69	69,044.67
221	08.09 09:00:00	0:15:00	2,371.00	592.75	0.00	0.00	276,288.96	69,072.24
221	08.09 09:15:00	0:15:00	2,281.69	570.42	0.00	0.00	276,378.27	69,094.57
221	08.09 09:30:00	0:15:00	2,198.11	549.53	0.00	0.00	276,461.84	69,115.46
221	08.09 09:45:00	0:15:00	2,130.26	532.56	0.00	0.00	276,529.70	69,132.43
221	08.09 10:00:00	0:15:00	2,061.90	515.48	0.00	0.00	276,598.06	69,149.51
221	08.09 10:15:00	0:15:00	2,005.77	501.44	0.00	0.00	276,654.19	69,163.55
221	08.09 10:30:00	0:15:00	1,946.64	486.66	0.00	0.00	276,713.31	69,178.33
221	08.09 10:45:00	0:15:00	1,898.24	474.56	0.00	0.00	276,761.71	69,190.43
221	08.09 11:00:00	0:15:00	1,842.11	460.53	0.00	0.00	276,817.84	69,204.46
221	08.09 11:15:00	0:15:00	1,795.21	448.80	0.00	0.00	276,864.74	69,216.19



## MAY2020 1450 OWENS E AND D FOR D 39 FT EXIST UPPER ONLY PROPOSED - Mission Commons

DayNum	Date+Time	Duration	ExSF	ExSFHr	NewSF	NewSFHr	SunnySF	SunnySFHr
221	08.09 11:30:00	0:15:00	1,744.07	436.02	0.00	0.00	276,915.89	69,228.97
221	08.09 11:45:00	0:15:00	1,699.41	424.85	0.00	0.00	276,960.54	69,240.14
221	08.09 12:00:00	0:15:00	1,642.78	410.70	0.00	0.00	277,017.17	69,254.29
221	08.09 12:15:00	0:15:00	1,595.38	398.85	0.00	0.00	277,064.57	69,266.14
221	08.09 12:30:00	0:15:00	1,540.25	385.06	0.00	0.00	277,119.71	69,279.93
221	08.09 12:45:00	0:15:00	1,492.35	373.09	0.00	0.00	277,167.60	69,291.90
221	08.09 13:00:00	0:15:00	1,433.97	358.49	0.00	0.00	277,225.98	69,306.50
221	08.09 13:15:00	0:15:00	1,428.49	357.12	0.00	0.00	277,231.47	69,307.87
221	08.09 13:30:00	0:15:00	1,453.43	363.36	0.00	0.00	277,206.52	69,301.63
221	08.09 13:45:00	0:15:00	1,492.10	373.03	0.00	0.00	277,167.85	69,291.96
221	08.09 14:00:00	0:15:00	1,519.79	379.95	0.00	0.00	277,140.16	69,285.04
221	08.09 14:15:00	0:15:00	1,564.20	391.05	0.00	0.00	277,095.76	69,273.94
221	08.09 14:30:00	0:15:00	1,595.38	398.85	0.00	0.00	277,064.57	69,266.14
221	08.09 14:45:00	0:15:00	1,638.79	409.70	0.00	0.00	277,021.16	69,255.29
221	08.09 15:00:00	0:15:00	1,674.47	418.62	0.00	0.00	276,985.49	69,246.37
221	08.09 15:15:00	0:15:00	1,717.38	429.34	0.00	0.00	276,942.58	69,235.65
221	08.09 15:30:00	0:15:00	1,754.80	438.70	0.00	0.00	276,905.16	69,226.29
221	08.09 15:45:00	0:15:00	1,797.96	449.49	0.00	0.00	276,862.00	69,215.50
221	08.09 16:00:00	0:15:00	1,834.38	458.60	0.00	0.00	276,825.58	69,206.39
221	08.09 16:15:00	0:15:00	1,876.54	469.14	0.00	0.00	276,783.41	69,195.85
221	08.09 16:30:00	0:15:00	1,917.70	479.43	0.00	0.00	276,742.25	69,185.56
221	08.09 16:45:00	0:15:00	1,969.34	492.34	0.00	0.00	276,690.61	69,172.65
221	08.09 17:00:00	0:15:00	2,015.00	503.75	0.00	0.00	276,644.96	69,161.24
221	08.09 17:15:00	0:15:00	2,073.87	518.47	0.00	0.00	276,586.08	69,146.52
221	08.09 17:30:00	0:15:00	2,199.36	549.84	0.00	0.00	276,460.60	69,115.15
221	08.09 17:45:00	0:15:00	2,420.39	605.10	0.00	0.00	276,239.56	69,059.89
221	08.09 18:00:00	0:15:00	2,731.74	682.93	0.00	0.00	275,928.22	68,982.06
221	08.09 18:15:00	0:15:00	12,463.20	3,115.80	0.00	0.00	266,196.76	66,549.19
221	08.09 18:30:00	0:15:00	32,192.82	8,048.20	0.00	0.00	246,467.14	61,616.79
221	08.09 18:45:00	0:20:24	69,794.47	23,730.12	0.00	0.00	208,865.49	71,014.27
221	08.09 19:10:48	0:12:36	155,181.78	32,588.17	0.00	0.00	123,478.18	25,930.42
228	08.16 07:25:12	0:02:24	46,624.61	1,864.98	0.00	0.00	232,035.35	9,281.41
228	08.16 07:30:00	0:10:12	29,317.88	4,984.04	0.00	0.00	249,342.07	42,388.15
228	08.16 07:45:00	0:15:00	4,293.19	1,073.30	0.00	0.00	274,366.76	68,591.69
228	08.16 08:00:00	0:15:00	3,243.41	810.85	0.00	0.00	275,416.55	68,854.14
228	08.16 08:15:00	0:15:00	2,958.26	739.56	0.00	0.00	275,701.70	68,925.42
228	08.16 08:30:00	0:15:00	2,771.65	692.91	0.00	0.00	275,888.30	68,972.08
228	08.16 08:45:00	0:15:00	2,618.97	654.74	0.00	0.00	276,040.98	69,010.25
228	08.16 09:00:00	0:15:00	2,490.49	622.62	0.00	0.00	276,169.46	69,042.37
228	08.16 09:15:00	0:15:00	2,386.96	596.74	0.00	0.00	276,272.99	69,068.25
228	08.16 09:30:00	0:15:00	2,294.66	573.66	0.00	0.00	276,365.30	69,091.32
228	08.16 09:45:00	0:15:00	2,218.57	554.64	0.00	0.00	276,441.39	69,110.35
228	08.16 10:00:00	0:15:00	2,142.23	535.56	0.00	0.00	276,517.73	69,129.43
228	08.16 10:15:00	0:15:00	2,079.36	519.84	0.00	0.00	276,580.59	69,145.15
228	08.16 10:30:00	0:15:00	2,014.50	503.63	0.00	0.00	276,645.46	69,161.36
228	08.16 10:45:00	0:15:00	1,963.36	490.84	0.00	0.00	276,696.60	69,174.15
228	08.16 11:00:00	0:15:00	1,907.23	476.81	0.00	0.00	276,752.73	69,188.18
228	08.16 11:15:00	0:15:00	1,857.58	464.40	0.00	0.00	276,802.37	69,200.59
228	08.16 11:30:00	0:15:00	1,802.95	450.74	0.00	0.00	276,857.01	69,214.25
228	08.16 11:45:00	0:15:00	1,751.55	437.89	0.00	0.00	276,908.40	69,227.10
228	08.16 12:00:00	0:15:00	1,694.18	423.54	0.00	0.00	276,965.78	69,241.45
228	08.16 12:15:00	0:15:00	1,643.28	410.82	0.00	0.00	277,016.67	69,254.17
228	08.16 12:30:00	0:15:00	1,586.15	396.54	0.00	0.00	277,073.80	69,268.45
228	08.16 12:45:00	0:15:00	1,536.26	384.07	0.00	0.00	277,123.70	69,280.92
228	08.16 13:00:00	0:15:00	1,475.39	368.85	0.00	0.00	277,184.57	69,296.14
228	08.16 13:15:00	0:15:00	1,492.35	373.09	0.00	0.00	277,167.60	69,291.90
228	08.16 13:30:00	0:15:00	1,500.58	375.15	0.00	0.00	277,159.37	69,289.84
228	08.16 13:45:00	0:15:00	1,541.00	385.25	0.00	0.00	277,118.96	69,279.74
228	08.16 14:00:00	0:15:00	1,575.92	393.98	0.00	0.00	277,084.03	69,271.01
228	08.16 14:15:00	0:15:00	1,627.57	406.89	0.00	0.00	277,032.39	69,258.10
228	08.16 14:30:00	0:15:00	1,655.51	413.88	0.00	0.00	277,004.45	69,251.11
228	08.16 14:45:00	0:15:00	1,700.41	425.10	0.00	0.00	276,959.54	69,239.89
228	08.16 15:00:00	0:15:00	1,739.58	434.90	0.00	0.00	276,920.38	69,230.09





## MAY2020 1450 OWENS E AND D FOR D 39 FT EXIST UPPER ONLY PROPOSED - Mission Commons

DayNum	Date+Time	Duration	ExSF	ExSFHr	NewSF	NewSFHr	SunnySF	SunnySFHr
228	08.16 15:15:00	0:15:00	1,786.98	446.75	0.00	0.00	276,872.98	69,218.24
228	08.16 15:30:00	0:15:00	1,825.65	456.41	0.00	0.00	276,834.31	69,208.58
228	08.16 15:45:00	0:15:00	1,869.80	467.45	0.00	0.00	276,790.15	69,197.54
228	08.16 16:00:00	0:15:00	1,910.22	477.56	0.00	0.00	276,749.74	69,187.43
228	08.16 16:15:00	0:15:00	1,958.37	489.59	0.00	0.00	276,701.59	69,175.40
228	08.16 16:30:00	0:15:00	2,006.02	501.50	0.00	0.00	276,653.94	69,163.48
228	08.16 16:45:00	0:15:00	2,059.40	514.85	0.00	0.00	276,600.55	69,150.14
228	08.16 17:00:00	0:15:00	2,117.03	529.26	0.00	0.00	276,542.92	69,135.73
228	08.16 17:15:00	0:15:00	2,186.39	546.60	0.00	0.00	276,473.57	69,118.39
228	08.16 17:30:00	0:15:00	2,262.98	565.74	0.00	0.00	276,396.98	69,099.25
228	08.16 17:45:00	0:15:00	2,459.31	614.83	0.00	0.00	276,200.64	69,050.16
228	08.16 18:00:00	0:15:00	2,760.43	690.11	0.00	0.00	275,899.53	68,974.88
228	08.16 18:15:00	0:15:00	6,615.29	1,653.82	0.00	0.00	272,044.66	68,011.17
228	08.16 18:30:00	0:15:00	25,053.63	6,263.41	0.00	0.00	253,606.32	63,401.58
228	08.16 18:45:00	0:16:12	62,414.29	16,851.86	0.00	0.00	216,245.67	58,386.33
228	08.16 19:02:23	0:08:24	122,687.35	17,176.23	0.00	0.00	155,972.61	21,836.17
235	08.23 07:31:48	0:06:36	8,673.45	954.08	0.00	0.00	269,986.51	29,698.52
235	08.23 07:45:00	0:13:48	3,935.20	905.10	0.00	0.00	274,724.76	63,186.70
235	08.23 08:00:00	0:15:00	3,486.64	871.66	0.00	0.00	275,173.31	68,793.33
235	08.23 08:15:00	0:15:00	3,184.28	796.07	0.00	0.00	275,475.67	68,868.92
235	08.23 08:30:00	0:15:00	2,955.01	738.75	0.00	0.00	275,704.94	68,926.24
235	08.23 08:45:00	0:15:00	2,775.64	693.91	0.00	0.00	275,884.31	68,971.08
235	08.23 09:00:00	0:15:00	2,625.71	656.43	0.00	0.00	276,034.25	69,008.56
235	08.23 09:15:00	0:15:00	2,506.46	626.62	0.00	0.00	276,153.49	69,038.37
235	08.23 09:30:00	0:15:00	2,402.68	600.67	0.00	0.00	276,257.28	69,064.32
235	08.23 09:45:00	0:15:00	2,315.36	578.84	0.00	0.00	276,344.59	69,086.15
235	08.23 10:00:00	0:15:00	2,232.54	558.14	0.00	0.00	276,427.42	69,106.85
235	08.23 10:15:00	0:15:00	2,165.68	541.42	0.00	0.00	276,494.28	69,123.57
235	08.23 10:30:00	0:15:00	2,094.58	523.65	0.00	0.00	276,565.38	69,141.34
235	08.23 10:45:00	0:15:00	2,033.21	508.30	0.00	0.00	276,626.75	69,156.69
235	08.23 11:00:00	0:15:00	1,972.59	493.15	0.00	0.00	276,687.37	69,171.84
235	08.23 11:15:00	0:15:00	1,921.70	480.42	0.00	0.00	276,738.26	69,184.57
235	08.23 11:30:00	0:15:00	1,864.07	466.02	0.00	0.00	276,795.89	69,198.97
235	08.23 11:45:00	0:15:00	1,813.92	453.48	0.00	0.00	276,846.03	69,211.51
235	08.23 12:00:00	0:15:00	1,752.55	438.14	0.00	0.00	276,907.40	69,226.85
235	08.23 12:15:00	0:15:00	1,700.16	425.04	0.00	0.00	276,959.79	69,239.95
235	08.23 12:30:00	0:15:00	1,640.54	410.14	0.00	0.00	277,019.42	69,254.85
235	08.23 12:45:00	0:15:00	1,588.65	397.16	0.00	0.00	277,071.31	69,267.83
235	08.23 13:00:00	0:15:00	1,526.28	381.57	0.00	0.00	277,133.68	69,283.42
235	08.23 13:15:00	0:15:00	1,535.01	383.75	0.00	0.00	277,124.94	69,281.24
235	08.23 13:30:00	0:15:00	1,569.94	392.48	0.00	0.00	277,090.02	69,272.50
235	08.23 13:45:00	0:15:00	1,605.36	401.34	0.00	0.00	277,054.59	69,263.65
235	08.23 14:00:00	0:15:00	1,642.78	410.70	0.00	0.00	277,017.17	69,254.29
235	08.23 14:15:00	0:15:00	1,691.43	422.86	0.00	0.00	276,968.52	69,242.13
235	08.23 14:30:00	0:15:00	1,730.10	432.53	0.00	0.00	276,929.86	69,232.46
235	08.23 14:45:00	0:15:00	1,773.76	443.44	0.00	0.00	276,886.20	69,221.55
235	08.23 15:00:00	0:15:00	1,814.42	453.61	0.00	0.00	276,845.53	69,211.38
235	08.23 15:15:00	0:15:00	1,859.33	464.83	0.00	0.00	276,800.63	69,200.16
235	08.23 15:30:00	0:15:00	1,902.74	475.68	0.00	0.00	276,757.22	69,189.31
235	08.23 15:45:00	0:15:00	1,950.63	487.66	0.00	0.00	276,709.32	69,177.33
235	08.23 16:00:00	0:15:00	2,000.78	500.19	0.00	0.00	276,659.18	69,164.79
235	08.23 16:15:00	0:15:00	2,054.91	513.73	0.00	0.00	276,605.04	69,151.26
235	08.23 16:30:00	0:15:00	2,108.05	527.01	0.00	0.00	276,551.90	69,137.98
235	08.23 16:45:00	0:15:00	2,172.17	543.04	0.00	0.00	276,487.79	69,121.95
235	08.23 17:00:00	0:15:00	2,240.77	560.19	0.00	0.00	276,419.18	69,104.80
235	08.23 17:15:00	0:15:00	2,321.60	580.40	0.00	0.00	276,338.35	69,084.59
235	08.23 17:30:00	0:15:00	2,415.65	603.91	0.00	0.00	276,244.30	69,061.08
235	08.23 17:45:00	0:15:00	2,550.37	637.59	0.00	0.00	276,109.59	69,027.40
235	08.23 18:00:00	0:15:00	2,840.26	710.06	0.00	0.00	275,819.70	68,954.93
235	08.23 18:15:00	0:15:00	3,305.52	826.38	0.00	0.00	275,354.43	68,838.61
235	08.23 18:30:00	0:15:00	18,067.12	4,516.78	0.00	0.00	260,592.83	65,148.21
235	08.23 18:45:00	0:11:24	52,922.07	10,055.19	0.00	0.00	225,737.88	42,890.20
235	08.23 18:52:48	0:03:36	77,572.05	4,654.32	0.00	0.00	201,087.90	12,065.27



## MAY2020 1450 OWENS E AND D FOR D 39 FT EXIST UPPER ONLY PROPOSED - Mission Commons

DayNum	Date+Time	Duration	ExSF	ExSFHr	NewSF	NewSFHr	SunnySF	SunnySFHr
242	08.30 07:37:48	0:03:36	4,649.69	278.98	0.00	0.00	274,010.27	16,440.62
242	08.30 07:45:00	0:11:24	4,314.40	819.74	0.00	0.00	274,345.56	52,125.66
242	08.30 08:00:00	0:15:00	3,819.69	954.92	0.00	0.00	274,840.27	68,710.07
242	08.30 08:15:00	0:15:00	3,438.99	859.75	0.00	0.00	275,220.96	68,805.24
242	08.30 08:30:00	0:15:00	3,160.08	790.02	0.00	0.00	275,499.87	68,874.97
242	08.30 08:45:00	0:15:00	2,950.52	737.63	0.00	0.00	275,709.43	68,927.36
242	08.30 09:00:00	0:15:00	2,776.89	694.22	0.00	0.00	275,883.06	68,970.77
242	08.30 09:15:00	0:15:00	2,641.43	660.36	0.00	0.00	276,018.53	69,004.63
242	08.30 09:30:00	0:15:00	2,522.18	630.54	0.00	0.00	276,137.78	69,034.44
242	08.30 09:45:00	0:15:00	2,422.14	605.54	0.00	0.00	276,237.82	69,059.45
242	08.30 10:00:00	0:15:00	2,332.33	583.08	0.00	0.00	276,327.63	69,081.91
242	08.30 10:15:00	0:15:00	2,256.49	564.12	0.00	0.00	276,403.47	69,100.87
242	08.30 10:30:00	0:15:00	2,180.90	545.22	0.00	0.00	276,479.06	69,119.76
242	08.30 10:45:00	0:15:00	2,116.28	529.07	0.00	0.00	276,543.67	69,135.92
242	08.30 11:00:00	0:15:00	2,049.43	512.36	0.00	0.00	276,610.53	69,152.63
242	08.30 11:15:00	0:15:00	1,993.04	498.26	0.00	0.00	276,666.91	69,166.73
242	08.30 11:30:00	0:15:00	1,931.92	482.98	0.00	0.00	276,728.03	69,182.01
242	08.30 11:45:00	0:15:00	1,875.54	468.89	0.00	0.00	276,784.41	69,196.10
242	08.30 12:00:00	0:15:00	1,811.43	452.86	0.00	0.00	276,848.53	69,212.13
242	08.30 12:15:00	0:15:00	1,758.04	439.51	0.00	0.00	276,901.91	69,225.48
242	08.30 12:30:00	0:15:00	1,694.42	423.61	0.00	0.00	276,965.53	69,241.38
242	08.30 12:45:00	0:15:00	1,640.79	410.20	0.00	0.00	277,019.17	69,254.79
242	08.30 13:00:00	0:15:00	1,580.17	395.04	0.00	0.00	277,079.79	69,269.95
242	08.30 13:15:00	0:15:00	1,614.84	403.71	0.00	0.00	277,045.11	69,261.28
242	08.30 13:30:00	0:15:00	1,639.79	409.95	0.00	0.00	277,020.17	69,255.04
242	08.30 13:45:00	0:15:00	1,677.96	419.49	0.00	0.00	276,982.00	69,245.50
242	08.30 14:00:00	0:15:00	1,717.63	429.41	0.00	0.00	276,942.33	69,235.58
242	08.30 14:15:00	0:15:00	1,762.28	440.57	0.00	0.00	276,897.67	69,224.42
242	08.30 14:30:00	0:15:00	1,801.45	450.36	0.00	0.00	276,858.51	69,214.63
242	08.30 14:45:00	0:15:00	1,854.09	463.52	0.00	0.00	276,805.87	69,201.47
242	08.30 15:00:00	0:15:00	1,899.49	474.87	0.00	0.00	276,760.46	69,190.12
242	08.30 15:15:00	0:15:00	1,948.39	487.10	0.00	0.00	276,711.57	69,177.89
242	08.30 15:30:00	0:15:00	1,990.55	497.64	0.00	0.00	276,669.41	69,167.35
242	08.30 15:45:00	0:15:00	2,051.67	512.92	0.00	0.00	276,608.28	69,152.07
242	08.30 16:00:00	0:15:00	2,103.31	525.83	0.00	0.00	276,556.64	69,139.16
242	08.30 16:15:00	0:15:00	2,164.93	541.23	0.00	0.00	276,495.02	69,123.76
242	08.30 16:30:00	0:15:00	2,233.54	558.38	0.00	0.00	276,426.42	69,106.60
242	08.30 16:45:00	0:15:00	2,303.64	575.91	0.00	0.00	276,356.32	69,089.08
242	08.30 17:00:00	0:15:00	2,386.46	596.62	0.00	0.00	276,273.49	69,068.37
242	08.30 17:15:00	0:15:00	2,490.25	622.56	0.00	0.00	276,169.71	69,042.43
242	08.30 17:30:00	0:15:00	2,603.76	650.94	0.00	0.00	276,056.20	69,014.05
242	08.30 17:45:00	0:15:00	2,748.20	687.05	0.00	0.00	275,911.75	68,977.94
242	08.30 18:00:00	0:15:00	2,989.19	747.30	0.00	0.00	275,670.76	68,917.69
242	08.30 18:15:00	0:15:00	3,371.39	842.85	0.00	0.00	275,288.57	68,822.14
242	08.30 18:30:00	0:13:48	9,114.52	2,096.34	0.00	0.00	269,545.44	61,995.45
242	08.30 18:42:36	0:06:36	30,334.24	3,336.77	0.00	0.00	248,325.72	27,315.83
249	09.06 07:44:24	0:07:48	4,893.17	636.11	0.00	0.00	273,766.78	35,589.68
249	09.06 08:00:00	0:15:00	4,197.39	1,049.35	0.00	0.00	274,462.56	68,615.64
249	09.06 08:15:00	0:15:00	3,743.35	935.84	0.00	0.00	274,916.60	68,729.15
249	09.06 08:30:00	0:15:00	3,402.82	850.71	0.00	0.00	275,257.14	68,814.28
249	09.06 08:45:00	0:15:00	3,153.60	788.40	0.00	0.00	275,506.36	68,876.59
249	09.06 09:00:00	0:15:00	2,952.02	738.01	0.00	0.00	275,707.93	68,926.98
249	09.06 09:15:00	0:15:00	2,792.36	698.09	0.00	0.00	275,867.60	68,966.90
249	09.06 09:30:00	0:15:00	2,652.90	663.23	0.00	0.00	276,007.05	69,001.76
249	09.06 09:45:00	0:15:00	2,542.88	635.72	0.00	0.00	276,117.07	69,029.27
249	09.06 10:00:00	0:15:00	2,440.35	610.09	0.00	0.00	276,219.60	69,054.90
249	09.06 10:15:00	0:15:00	2,355.78	588.95	0.00	0.00	276,304.18	69,076.04
249	09.06 10:30:00	0:15:00	2,274.45	568.61	0.00	0.00	276,385.50	69,096.38
249	09.06 10:45:00	0:15:00	2,204.60	551.15	0.00	0.00	276,455.36	69,113.84
249	09.06 11:00:00	0:15:00	2,133.50	533.37	0.00	0.00	276,526.46	69,131.61
249	09.06 11:15:00	0:15:00	2,069.63	517.41	0.00	0.00	276,590.32	69,147.58
249	09.06 11:30:00	0:15:00	2,006.77	501.69	0.00	0.00	276,653.19	69,163.30
249	09.06 11:45:00	0:15:00	1,948.64	487.16	0.00	0.00	276,711.32	69,177.83



## MAY2020 1450 OWENS E AND D FOR D 39 FT EXIST UPPER ONLY PROPOSED - Mission Commons

DayNum	Date+Time	Duration	ExSF	ExSFHr	NewSF	NewSFHr	SunnySF	SunnySFHr
249	09.06 12:00:00	0:15:00	1,880.53	470.13	0.00	0.00	276,779.42	69,194.86
249	09.06 12:15:00	0:15:00	1,822.90	455.73	0.00	0.00	276,837.05	69,209.26
249	09.06 12:30:00	0:15:00	1,758.04	439.51	0.00	0.00	276,901.91	69,225.48
249	09.06 12:45:00	0:15:00	1,702.16	425.54	0.00	0.00	276,957.80	69,239.45
249	09.06 13:00:00	0:15:00	1,646.03	411.51	0.00	0.00	277,013.93	69,253.48
249	09.06 13:15:00	0:15:00	1,679.46	419.86	0.00	0.00	276,980.50	69,245.13
249	09.06 13:30:00	0:15:00	1,710.89	427.72	0.00	0.00	276,949.07	69,237.27
249	09.06 13:45:00	0:15:00	1,765.03	441.26	0.00	0.00	276,894.93	69,223.73
249	09.06 14:00:00	0:15:00	1,804.69	451.17	0.00	0.00	276,855.26	69,213.82
249	09.06 14:15:00	0:15:00	1,856.33	464.08	0.00	0.00	276,803.62	69,200.91
249	09.06 14:30:00	0:15:00	1,893.50	473.38	0.00	0.00	276,766.45	69,191.61
249	09.06 14:45:00	0:15:00	1,947.39	486.85	0.00	0.00	276,712.56	69,178.14
249	09.06 15:00:00	0:15:00	1,998.28	499.57	0.00	0.00	276,661.67	69,165.42
249	09.06 15:15:00	0:15:00	2,049.18	512.29	0.00	0.00	276,610.78	69,152.70
249	09.06 15:30:00	0:15:00	2,099.07	524.77	0.00	0.00	276,560.88	69,140.22
249	09.06 15:45:00	0:15:00	2,161.44	540.36	0.00	0.00	276,498.52	69,124.63
249	09.06 16:00:00	0:15:00	2,219.82	554.95	0.00	0.00	276,440.14	69,110.04
249	09.06 16:15:00	0:15:00	2,290.67	572.67	0.00	0.00	276,369.29	69,092.32
249	09.06 16:30:00	0:15:00	2,365.01	591.25	0.00	0.00	276,294.95	69,073.74
249	09.06 16:45:00	0:15:00	2,459.56	614.89	0.00	0.00	276,200.40	69,050.10
249	09.06 17:00:00	0:15:00	2,561.59	640.40	0.00	0.00	276,098.36	69,024.59
249	09.06 17:15:00	0:15:00	2,685.83	671.46	0.00	0.00	275,974.12	68,993.53
249	09.06 17:30:00	0:15:00	2,836.02	709.00	0.00	0.00	275,823.94	68,955.99
249	09.06 17:45:00	0:15:00	3,025.62	756.40	0.00	0.00	275,634.34	68,908.59
249	09.06 18:00:00	0:15:00	3,242.16	810.54	0.00	0.00	275,417.80	68,854.45
249	09.06 18:15:00	0:16:12	3,486.64	941.39	0.00	0.00	275,173.31	74,296.79
249	09.06 18:31:48	0:08:24	4,003.55	560.50	0.00	0.00	274,656.40	38,451.90
256	09.13 07:50:24	0:04:48	5,874.85	469.99	0.00	0.00	272,785.10	21,822.81
256	09.13 08:00:00	0:12:36	5,434.78	1,141.30	0.00	0.00	273,225.17	57,377.29
256	09.13 08:15:00	0:15:00	5,017.66	1,254.42	0.00	0.00	273,642.29	68,410.57
256	09.13 08:30:00	0:15:00	4,408.20	1,102.05	0.00	0.00	274,251.76	68,562.94
256	09.13 08:45:00	0:15:00	3,895.28	973.82	0.00	0.00	274,764.67	68,691.17
256	09.13 09:00:00	0:15:00	3,577.95	894.49	0.00	0.00	275,082.01	68,770.50
256	09.13 09:15:00	0:15:00	3,614.87	903.72	0.00	0.00	275,045.08	68,761.27
256	09.13 09:30:00	0:15:00	3,492.38	873.10	0.00	0.00	275,167.57	68,791.89
256	09.13 09:45:00	0:15:00	3,548.26	887.07	0.00	0.00	275,111.69	68,777.92
256	09.13 10:00:00	0:15:00	3,272.84	818.21	0.00	0.00	275,387.11	68,846.78
256	09.13 10:15:00	0:15:00	3,215.96	803.99	0.00	0.00	275,443.99	68,861.00
256	09.13 10:30:00	0:15:00	2,972.48	743.12	0.00	0.00	275,687.48	68,921.87
256	09.13 10:45:00	0:15:00	2,929.82	732.45	0.00	0.00	275,730.14	68,932.53
256	09.13 11:00:00	0:15:00	2,745.71	686.43	0.00	0.00	275,914.25	68,978.56
256	09.13 11:15:00	0:15:00	2,692.57	673.14	0.00	0.00	275,967.39	68,991.85
256	09.13 11:30:00	0:15:00	2,556.85	639.21	0.00	0.00	276,103.10	69,025.78
256	09.13 11:45:00	0:15:00	2,509.95	627.49	0.00	0.00	276,150.00	69,037.50
256	09.13 12:00:00	0:15:00	2,365.51	591.38	0.00	0.00	276,294.45	69,073.61
256	09.13 12:15:00	0:15:00	2,318.86	579.71	0.00	0.00	276,341.10	69,085.27
256	09.13 12:30:00	0:15:00	2,176.16	544.04	0.00	0.00	276,483.80	69,120.95
256	09.13 12:45:00	0:15:00	2,123.02	530.76	0.00	0.00	276,536.94	69,134.23
256	09.13 13:00:00	0:15:00	2,089.09	522.27	0.00	0.00	276,570.86	69,142.72
256	09.13 13:15:00	0:15:00	2,046.18	511.55	0.00	0.00	276,613.77	69,153.44
256	09.13 13:30:00	0:15:00	1,993.04	498.26	0.00	0.00	276,666.91	69,166.73
256	09.13 13:45:00	0:15:00	2,036.70	509.18	0.00	0.00	276,623.25	69,155.81
256	09.13 14:00:00	0:15:00	1,984.06	496.02	0.00	0.00	276,675.89	69,168.97
256	09.13 14:15:00	0:15:00	2,021.98	505.50	0.00	0.00	276,637.97	69,159.49
256	09.13 14:30:00	0:15:00	1,994.04	498.51	0.00	0.00	276,665.91	69,166.48
256	09.13 14:45:00	0:15:00	2,053.17	513.29	0.00	0.00	276,606.79	69,151.70
256	09.13 15:00:00	0:15:00	2,101.32	525.33	0.00	0.00	276,558.64	69,139.66
256	09.13 15:15:00	0:15:00	2,159.94	539.99	0.00	0.00	276,500.01	69,125.00
256	09.13 15:30:00	0:15:00	2,215.58	553.89	0.00	0.00	276,444.38	69,111.10
256	09.13 15:45:00	0:15:00	2,284.18	571.05	0.00	0.00	276,375.78	69,093.94
256	09.13 16:00:00	0:15:00	2,352.04	588.01	0.00	0.00	276,307.92	69,076.98
256	09.13 16:15:00	0:15:00	2,440.10	610.03	0.00	0.00	276,219.85	69,054.96
256	09.13 16:30:00	0:15:00	2,525.42	631.36	0.00	0.00	276,134.53	69,033.63



## MAY2020 1450 OWENS E AND D FOR D 39 FT EXIST UPPER ONLY PROPOSED - Mission Commons

DayNum	Date+Time	Duration	ExSF	ExSFHr	NewSF	NewSFHr	SunnySF	SunnySFHr
256	09.13 16:45:00	0:15:00	2,639.68	659.92	0.00	0.00	276,020.28	69,005.07
256	09.13 17:00:00	0:15:00	2,766.91	691.73	0.00	0.00	275,893.04	68,973.26
256	09.13 17:15:00	0:15:00	2,924.58	731.15	0.00	0.00	275,735.38	68,933.84
256	09.13 17:30:00	0:15:00	3,123.66	780.92	0.00	0.00	275,536.30	68,884.07
256	09.13 17:45:00	0:15:00	3,362.65	840.66	0.00	0.00	275,297.30	68,824.33
256	09.13 18:00:00	0:15:00	3,551.26	887.81	0.00	0.00	275,108.70	68,777.18
256	09.13 18:15:00	0:10:48	3,691.21	664.42	0.00	0.00	274,968.74	49,494.37
256	09.13 18:21:00	0:03:00	3,823.18	191.16	0.00	0.00	274,836.77	13,741.84
263	09.20 07:57:00	0:01:12	35,253.61	705.07	0.00	0.00	243,406.35	4,868.13
263	09.20 08:00:00	0:09:00	33,556.44	5,033.47	0.00	0.00	245,103.52	36,765.53
263	09.20 08:15:00	0:15:00	25,816.77	6,454.19	0.00	0.00	252,843.19	63,210.80
263	09.20 08:30:00	0:15:00	19,896.51	4,974.13	0.00	0.00	258,763.44	64,690.86
263	09.20 08:45:00	0:15:00	15,778.20	3,944.55	0.00	0.00	262,881.75	65,720.44
263	09.20 09:00:00	0:15:00	13,234.82	3,308.71	0.00	0.00	265,425.13	66,356.28
263	09.20 09:15:00	0:15:00	12,246.91	3,061.73	0.00	0.00	266,413.05	66,603.26
263	09.20 09:30:00	0:15:00	11,597.03	2,899.26	0.00	0.00	267,062.93	66,765.73
263	09.20 09:45:00	0:15:00	11,217.83	2,804.46	0.00	0.00	267,442.13	66,860.53
263	09.20 10:00:00	0:15:00	9,959.23	2,489.81	0.00	0.00	268,700.72	67,175.18
263	09.20 10:15:00	0:15:00	9,393.68	2,348.42	0.00	0.00	269,266.28	67,316.57
263	09.20 10:30:00	0:15:00	8,461.39	2,115.35	0.00	0.00	270,198.56	67,549.64
263	09.20 10:45:00	0:15:00	8,121.86	2,030.47	0.00	0.00	270,538.09	67,634.52
263	09.20 11:00:00	0:15:00	7,307.08	1,826.77	0.00	0.00	271,352.87	67,838.22
263	09.20 11:15:00	0:15:00	7,106.25	1,776.56	0.00	0.00	271,553.70	67,888.43
263	09.20 11:30:00	0:15:00	6,450.89	1,612.72	0.00	0.00	272,209.07	68,052.27
263	09.20 11:45:00	0:15:00	6,401.49	1,600.37	0.00	0.00	272,258.46	68,064.62
263	09.20 12:00:00	0:15:00	5,795.77	1,448.94	0.00	0.00	272,864.19	68,216.05
263	09.20 12:15:00	0:15:00	5,755.85	1,438.96	0.00	0.00	272,904.10	68,226.03
263	09.20 12:30:00	0:15:00	5,111.96	1,277.99	0.00	0.00	273,547.99	68,387.00
263	09.20 12:45:00	0:15:00	5,022.90	1,255.73	0.00	0.00	273,637.05	68,409.26
263	09.20 13:00:00	0:15:00	4,509.98	1,127.50	0.00	0.00	274,149.97	68,537.49
263	09.20 13:15:00	0:15:00	4,496.76	1,124.19	0.00	0.00	274,163.19	68,540.80
263	09.20 13:30:00	0:15:00	4,005.05	1,001.26	0.00	0.00	274,654.91	68,663.73
263	09.20 13:45:00	0:15:00	4,006.80	1,001.70	0.00	0.00	274,653.16	68,663.29
263	09.20 14:00:00	0:15:00	3,530.30	882.58	0.00	0.00	275,129.65	68,782.41
263	09.20 14:15:00	0:15:00	3,541.78	885.44	0.00	0.00	275,118.18	68,779.55
263	09.20 14:30:00	0:15:00	3,142.12	785.53	0.00	0.00	275,517.84	68,879.46
263	09.20 14:45:00	0:15:00	3,144.61	786.15	0.00	0.00	275,515.34	68,878.84
263	09.20 15:00:00	0:15:00	2,876.68	719.17	0.00	0.00	275,783.28	68,945.82
263	09.20 15:15:00	0:15:00	2,857.97	714.49	0.00	0.00	275,801.99	68,950.50
263	09.20 15:30:00	0:15:00	2,781.38	695.35	0.00	0.00	275,878.57	68,969.64
263	09.20 15:45:00	0:15:00	2,807.33	701.83	0.00	0.00	275,852.63	68,963.16
263	09.20 16:00:00	0:15:00	2,797.10	699.27	0.00	0.00	275,862.86	68,965.71
263	09.20 16:15:00	0:15:00	2,860.21	715.05	0.00	0.00	275,799.74	68,949.94
263	09.20 16:30:00	0:15:00	2,817.31	704.33	0.00	0.00	275,842.65	68,960.66
263	09.20 16:45:00	0:15:00	2,856.47	714.12	0.00	0.00	275,803.48	68,950.87
263	09.20 17:00:00	0:15:00	3,012.89	753.22	0.00	0.00	275,647.06	68,911.77
263	09.20 17:15:00	0:15:00	3,217.46	804.37	0.00	0.00	275,442.49	68,860.62
263	09.20 17:30:00	0:15:00	3,465.94	866.48	0.00	0.00	275,194.02	68,798.51
263	09.20 17:45:00	0:15:00	3,713.41	928.35	0.00	0.00	274,946.54	68,736.64
263	09.20 18:00:00	0:12:36	3,887.30	816.33	0.00	0.00	274,772.66	57,702.26
263	09.20 18:09:36	0:04:48	4,022.26	321.78	0.00	0.00	274,637.69	21,971.02
270	09.27 08:03:00	0:06:00	76,025.57	7,602.56	0.00	0.00	202,634.39	20,263.44
270	09.27 08:15:00	0:13:12	60,251.85	13,255.41	0.00	0.00	218,408.10	48,049.78
270	09.27 08:30:00	0:15:00	45,894.40	11,473.60	0.00	0.00	232,765.55	58,191.39
270	09.27 08:45:00	0:15:00	36,276.95	9,069.24	0.00	0.00	242,383.01	60,595.75
270	09.27 09:00:00	0:15:00	30,187.30	7,546.82	0.00	0.00	248,472.66	62,118.16
270	09.27 09:15:00	0:15:00	25,941.26	6,485.31	0.00	0.00	252,718.70	63,179.67
270	09.27 09:30:00	0:15:00	23,733.17	5,933.29	0.00	0.00	254,926.79	63,731.70
270	09.27 09:45:00	0:15:00	22,318.15	5,579.54	0.00	0.00	256,341.80	64,085.45
270	09.27 10:00:00	0:15:00	19,857.60	4,964.40	0.00	0.00	258,802.36	64,700.59
270	09.27 10:15:00	0:15:00	18,185.13	4,546.28	0.00	0.00	260,474.83	65,118.71
270	09.27 10:30:00	0:15:00	16,349.75	4,087.44	0.00	0.00	262,310.21	65,577.55
270	09.27 10:45:00	0:15:00	15,526.24	3,881.56	0.00	0.00	263,133.72	65,783.43



## MAY2020 1450 OWENS E AND D FOR D 39 FT EXIST UPPER ONLY PROPOSED - Mission Commons

DayNum	Date+Time	Duration	ExSF	ExSFHr	NewSF	NewSFHr	SunnySF	SunnySFHr
270	09.27 11:00:00	0:15:00	14,132.18	3,533.04	0.00	0.00	264,527.78	66,131.94
270	09.27 11:15:00	0:15:00	13,591.82	3,397.95	0.00	0.00	265,068.14	66,267.03
270	09.27 11:30:00	0:15:00	12,529.06	3,132.27	0.00	0.00	266,130.89	66,532.72
270	09.27 11:45:00	0:15:00	12,292.81	3,073.20	0.00	0.00	266,367.15	66,591.79
270	09.27 12:00:00	0:15:00	11,487.01	2,871.75	0.00	0.00	267,172.95	66,793.24
270	09.27 12:15:00	0:15:00	11,364.52	2,841.13	0.00	0.00	267,295.44	66,823.86
270	09.27 12:30:00	0:15:00	10,533.27	2,633.32	0.00	0.00	268,126.68	67,031.67
270	09.27 12:45:00	0:15:00	10,278.06	2,569.52	0.00	0.00	268,381.89	67,095.47
270	09.27 13:00:00	0:15:00	9,578.54	2,394.63	0.00	0.00	269,081.42	67,270.35
270	09.27 13:15:00	0:15:00	9,635.17	2,408.79	0.00	0.00	269,024.79	67,256.20
270	09.27 13:30:00	0:15:00	9,124.74	2,281.19	0.00	0.00	269,535.21	67,383.80
270	09.27 13:45:00	0:15:00	9,237.01	2,309.25	0.00	0.00	269,422.95	67,355.74
270	09.27 14:00:00	0:15:00	8,704.13	2,176.03	0.00	0.00	269,955.82	67,488.96
270	09.27 14:15:00	0:15:00	8,793.69	2,198.42	0.00	0.00	269,866.26	67,466.57
270	09.27 14:30:00	0:15:00	8,231.38	2,057.85	0.00	0.00	270,428.58	67,607.14
270	09.27 14:45:00	0:15:00	8,245.35	2,061.34	0.00	0.00	270,414.60	67,603.65
270	09.27 15:00:00	0:15:00	7,598.96	1,899.74	0.00	0.00	271,060.99	67,765.25
270	09.27 15:15:00	0:15:00	7,456.76	1,864.19	0.00	0.00	271,203.19	67,800.80
270	09.27 15:30:00	0:15:00	6,829.59	1,707.40	0.00	0.00	271,830.37	67,957.59
270	09.27 15:45:00	0:15:00	6,751.25	1,687.81	0.00	0.00	271,908.70	67,977.18
270	09.27 16:00:00	0:15:00	6,417.21	1,604.30	0.00	0.00	272,242.75	68,060.69
270	09.27 16:15:00	0:15:00	6,283.74	1,570.94	0.00	0.00	272,376.22	68,094.05
270	09.27 16:30:00	0:15:00	5,828.70	1,457.18	0.00	0.00	272,831.26	68,207.81
270	09.27 16:45:00	0:15:00	5,675.77	1,418.94	0.00	0.00	272,984.18	68,246.05
270	09.27 17:00:00	0:15:00	5,480.19	1,370.05	0.00	0.00	273,179.77	68,294.94
270	09.27 17:15:00	0:15:00	5,843.17	1,460.79	0.00	0.00	272,816.79	68,204.20
270	09.27 17:30:00	0:15:00	6,613.05	1,653.26	0.00	0.00	272,046.91	68,011.73
270	09.27 17:45:00	0:13:48	7,524.87	1,730.72	0.00	0.00	271,135.08	62,361.07
270	09.27 17:58:11	0:06:36	7,466.24	821.29	0.00	0.00	271,193.71	29,831.31
277	10.04 08:09:36	0:02:24	120,158.19	4,806.33	0.00	0.00	158,501.77	6,340.07
277	10.04 08:15:00	0:10:12	108,137.05	18,383.30	0.00	0.00	170,522.90	28,988.89
277	10.04 08:30:00	0:15:00	79,745.72	19,936.43	0.00	0.00	198,914.24	49,728.56
277	10.04 08:45:00	0:15:00	62,720.14	15,680.04	0.00	0.00	215,939.81	53,984.95
277	10.04 09:00:00	0:15:00	50,629.66	12,657.42	0.00	0.00	228,030.30	57,007.57
277	10.04 09:15:00	0:15:00	43,244.24	10,811.06	0.00	0.00	235,415.71	58,853.93
277	10.04 09:30:00	0:15:00	38,620.75	9,655.19	0.00	0.00	240,039.20	60,009.80
277	10.04 09:45:00	0:15:00	35,778.75	8,944.69	0.00	0.00	242,881.21	60,720.30
277	10.04 10:00:00	0:15:00	32,057.60	8,014.40	0.00	0.00	246,602.35	61,650.59
277	10.04 10:15:00	0:15:00	29,232.31	7,308.08	0.00	0.00	249,427.64	62,356.91
277	10.04 10:30:00	0:15:00	26,355.88	6,588.97	0.00	0.00	252,304.07	63,076.02
277	10.04 10:45:00	0:15:00	24,919.66	6,229.92	0.00	0.00	253,740.29	63,435.07
277	10.04 11:00:00	0:15:00	23,052.10	5,763.03	0.00	0.00	255,607.85	63,901.96
277	10.04 11:15:00	0:15:00	22,052.21	5,513.05	0.00	0.00	256,607.74	64,151.94
277	10.04 11:30:00	0:15:00	20,430.14	5,107.53	0.00	0.00	258,229.82	64,557.45
277	10.04 11:45:00	0:15:00	20,108.07	5,027.02	0.00	0.00	258,551.89	64,637.97
277	10.04 12:00:00	0:15:00	19,001.15	4,750.29	0.00	0.00	259,658.80	64,914.70
277	10.04 12:15:00	0:15:00	18,653.14	4,663.28	0.00	0.00	260,006.82	65,001.70
277	10.04 12:30:00	0:15:00	17,302.49	4,325.62	0.00	0.00	261,357.47	65,339.37
277	10.04 12:45:00	0:15:00	16,936.01	4,234.00	0.00	0.00	261,723.94	65,430.99
277	10.04 13:00:00	0:15:00	16,064.35	4,016.09	0.00	0.00	262,595.60	65,648.90
277	10.04 13:15:00	0:15:00	16,179.11	4,044.78	0.00	0.00	262,480.85	65,620.21
277	10.04 13:30:00	0:15:00	15,412.73	3,853.18	0.00	0.00	263,247.23	65,811.81
277	10.04 13:45:00	0:15:00	15,669.68	3,917.42	0.00	0.00	262,990.27	65,747.57
277	10.04 14:00:00	0:15:00	15,080.68	3,770.17	0.00	0.00	263,579.28	65,894.82
277	10.04 14:15:00	0:15:00	15,343.87	3,835.97	0.00	0.00	263,316.08	65,829.02
277	10.04 14:30:00	0:15:00	14,834.45	3,708.61	0.00	0.00	263,825.51	65,956.38
277	10.04 14:45:00	0:15:00	15,039.26	3,759.82	0.00	0.00	263,620.69	65,905.17
277	10.04 15:00:00	0:15:00	14,403.61	3,600.90	0.00	0.00	264,256.35	66,064.09
277	10.04 15:15:00	0:15:00	14,629.38	3,657.35	0.00	0.00	264,030.58	66,007.64
277	10.04 15:30:00	0:15:00	14,191.55	3,547.89	0.00	0.00	264,468.40	66,117.10
277	10.04 15:45:00	0:15:00	14,682.27	3,670.57	0.00	0.00	263,977.69	65,994.42
277	10.04 16:00:00	0:15:00	14,562.27	3,640.57	0.00	0.00	264,097.69	66,024.42
277	10.04 16:15:00	0:15:00	14,970.91	3,742.73	0.00	0.00	263,689.05	65,922.26



## MAY2020 1450 OWENS E AND D FOR D 39 FT EXIST UPPER ONLY PROPOSED - Mission Commons

DayNum	Date+Time	Duration	ExSF	ExSFHr	NewSF	NewSFHr	SunnySF	SunnySFHr
277	10.04 16:30:00	0:15:00	14,957.69	3,739.42	0.00	0.00	263,702.27	65,925.57
277	10.04 16:45:00	0:15:00	15,653.72	3,913.43	0.00	0.00	263,006.24	65,751.56
277	10.04 17:00:00	0:15:00	17,173.51	4,293.38	0.00	0.00	261,486.45	65,371.61
277	10.04 17:15:00	0:15:00	19,565.96	4,891.49	0.00	0.00	259,093.99	64,773.50
277	10.04 17:30:00	0:16:12	23,147.90	6,249.93	0.00	0.00	255,512.05	68,988.25
277	10.04 17:47:23	0:08:24	29,800.86	4,172.12	0.00	0.00	248,859.09	34,840.27
284	10.11 08:16:11	0:07:12	160,352.36	19,242.28	0.00	0.00	118,307.59	14,196.91
284	10.11 08:30:00	0:14:24	125,683.53	30,164.05	0.00	0.00	152,976.43	36,714.34
284	10.11 08:45:00	0:15:00	98,612.15	24,653.04	0.00	0.00	180,047.80	45,011.95
284	10.11 09:00:00	0:15:00	77,758.91	19,439.73	0.00	0.00	200,901.05	50,225.26
284	10.11 09:15:00	0:15:00	65,188.69	16,297.17	0.00	0.00	213,471.27	53,367.82
284	10.11 09:30:00	0:15:00	55,872.10	13,968.02	0.00	0.00	222,787.86	55,696.97
284	10.11 09:45:00	0:15:00	50,997.13	12,749.28	0.00	0.00	227,662.82	56,915.71
284	10.11 10:00:00	0:15:00	45,916.60	11,479.15	0.00	0.00	232,743.35	58,185.84
284	10.11 10:15:00	0:15:00	41,593.23	10,398.31	0.00	0.00	237,066.73	59,266.68
284	10.11 10:30:00	0:15:00	37,419.54	9,354.88	0.00	0.00	241,240.42	60,310.11
284	10.11 10:45:00	0:15:00	35,331.94	8,832.99	0.00	0.00	243,328.01	60,832.00
284	10.11 11:00:00	0:15:00	32,967.43	8,241.86	0.00	0.00	245,692.52	61,423.13
284	10.11 11:15:00	0:15:00	31,624.51	7,906.13	0.00	0.00	247,035.44	61,758.86
284	10.11 11:30:00	0:15:00	29,706.06	7,426.52	0.00	0.00	248,953.89	62,238.47
284	10.11 11:45:00	0:15:00	29,221.09	7,305.27	0.00	0.00	249,438.87	62,359.72
284	10.11 12:00:00	0:15:00	28,011.39	7,002.85	0.00	0.00	250,648.57	62,662.14
284	10.11 12:15:00	0:15:00	27,550.11	6,887.53	0.00	0.00	251,109.84	62,777.46
284	10.11 12:30:00	0:15:00	26,071.98	6,518.00	0.00	0.00	252,587.97	63,146.99
284	10.11 12:45:00	0:15:00	25,572.54	6,393.13	0.00	0.00	253,087.42	63,271.86
284	10.11 13:00:00	0:15:00	24,568.90	6,142.23	0.00	0.00	254,091.05	63,522.76
284	10.11 13:15:00	0:15:00	24,714.10	6,178.52	0.00	0.00	253,945.86	63,486.46
284	10.11 13:30:00	0:15:00	23,980.89	5,995.22	0.00	0.00	254,679.06	63,669.77
284	10.11 13:45:00	0:15:00	24,179.72	6,044.93	0.00	0.00	254,480.23	63,620.06
284	10.11 14:00:00	0:15:00	23,433.80	5,858.45	0.00	0.00	255,226.16	63,806.54
284	10.11 14:15:00	0:15:00	23,899.82	5,974.95	0.00	0.00	254,760.14	63,690.04
284	10.11 14:30:00	0:15:00	23,498.41	5,874.60	0.00	0.00	255,161.54	63,790.39
284	10.11 14:45:00	0:15:00	23,847.43	5,961.86	0.00	0.00	254,812.53	63,703.13
284	10.11 15:00:00	0:15:00	23,515.63	5,878.91	0.00	0.00	255,144.33	63,786.08
284	10.11 15:15:00	0:15:00	24,252.07	6,063.02	0.00	0.00	254,407.88	63,601.97
284	10.11 15:30:00	0:15:00	24,355.85	6,088.96	0.00	0.00	254,304.10	63,576.03
284	10.11 15:45:00	0:15:00	25,539.85	6,384.96	0.00	0.00	253,120.10	63,280.03
284	10.11 16:00:00	0:15:00	25,858.68	6,464.67	0.00	0.00	252,801.27	63,200.32
284	10.11 16:15:00	0:15:00	27,558.10	6,889.52	0.00	0.00	251,101.86	62,775.47
284	10.11 16:30:00	0:15:00	28,152.09	7,038.02	0.00	0.00	250,507.86	62,626.97
284	10.11 16:45:00	0:15:00	30,861.37	7,715.34	0.00	0.00	247,798.58	61,949.65
284	10.11 17:00:00	0:15:00	34,754.91	8,688.73	0.00	0.00	243,905.05	60,976.26
284	10.11 17:15:00	0:15:00	41,453.02	10,363.26	0.00	0.00	237,206.93	59,301.73
284	10.11 17:30:00	0:11:24	49,881.49	9,477.48	0.00	0.00	228,778.47	43,467.91
284	10.11 17:37:12	0:03:36	54,382.99	3,262.98	0.00	0.00	224,276.97	13,456.62
291	10.18 08:22:48	0:03:36	176,141.55	10,568.49	0.00	0.00	102,518.41	6,151.11
291	10.18 08:30:00	0:10:48	167,209.89	30,097.78	0.00	0.00	111,450.06	20,061.01
291	10.18 08:45:00	0:15:00	140,832.81	35,208.20	0.00	0.00	137,827.15	34,456.79
291	10.18 09:00:00	0:15:00	113,281.70	28,320.42	0.00	0.00	165,378.26	41,344.57
291	10.18 09:15:00	0:15:00	93,296.12	23,324.03	0.00	0.00	185,363.83	46,340.96
291	10.18 09:30:00	0:15:00	78,381.35	19,595.34	0.00	0.00	200,278.61	50,069.65
291	10.18 09:45:00	0:15:00	69,796.96	17,449.24	0.00	0.00	208,862.99	52,215.75
291	10.18 10:00:00	0:15:00	61,993.18	15,498.30	0.00	0.00	216,666.78	54,166.69
291	10.18 10:15:00	0:15:00	56,060.20	14,015.05	0.00	0.00	222,599.76	55,649.94
291	10.18 10:30:00	0:15:00	50,419.60	12,604.90	0.00	0.00	228,240.35	57,060.09
291	10.18 10:45:00	0:15:00	47,235.32	11,808.83	0.00	0.00	231,424.63	57,856.16
291	10.18 11:00:00	0:15:00	43,975.70	10,993.93	0.00	0.00	234,684.26	58,671.06
291	10.18 11:15:00	0:15:00	42,036.54	10,509.14	0.00	0.00	236,623.41	59,155.85
291	10.18 11:30:00	0:15:00	39,679.02	9,919.75	0.00	0.00	238,980.94	59,745.23
291	10.18 11:45:00	0:15:00	38,978.50	9,744.62	0.00	0.00	239,681.46	59,920.37
291	10.18 12:00:00	0:15:00	37,513.09	9,378.27	0.00	0.00	241,146.87	60,286.72
291	10.18 12:15:00	0:15:00	37,016.89	9,254.22	0.00	0.00	241,643.07	60,410.77
291	10.18 12:30:00	0:15:00	35,302.75	8,825.69	0.00	0.00	243,357.20	60,839.30



## MAY2020 1450 OWENS E AND D FOR D 39 FT EXIST UPPER ONLY PROPOSED - Mission Commons

DayNum	Date+Time	Duration	ExSF	ExSFHr	NewSF	NewSFHr	SunnySF	SunnySFHr
291	10.18 12:45:00	0:15:00	34,929.79	8,732.45	0.00	0.00	243,730.17	60,932.54
291	10.18 13:00:00	0:15:00	34,004.49	8,501.12	0.00	0.00	244,655.46	61,163.87
291	10.18 13:15:00	0:15:00	34,256.21	8,564.05	0.00	0.00	244,403.74	61,100.94
291	10.18 13:30:00	0:15:00	33,496.56	8,374.14	0.00	0.00	245,163.39	61,290.85
291	10.18 13:45:00	0:15:00	33,631.28	8,407.82	0.00	0.00	245,028.68	61,257.17
291	10.18 14:00:00	0:15:00	32,944.23	8,236.06	0.00	0.00	245,715.73	61,428.93
291	10.18 14:15:00	0:15:00	33,542.97	8,385.74	0.00	0.00	245,116.99	61,279.25
291	10.18 14:30:00	0:15:00	33,268.05	8,317.01	0.00	0.00	245,391.91	61,347.98
291	10.18 14:45:00	0:15:00	33,977.80	8,494.45	0.00	0.00	244,682.16	61,170.54
291	10.18 15:00:00	0:15:00	34,175.88	8,543.97	0.00	0.00	244,484.08	61,121.02
291	10.18 15:15:00	0:15:00	35,645.53	8,911.38	0.00	0.00	243,014.43	60,753.61
291	10.18 15:30:00	0:15:00	36,381.48	9,095.37	0.00	0.00	242,278.48	60,569.62
291	10.18 15:45:00	0:15:00	38,485.04	9,621.26	0.00	0.00	240,174.92	60,043.73
291	10.18 16:00:00	0:15:00	40,114.35	10,028.59	0.00	0.00	238,545.61	59,636.40
291	10.18 16:15:00	0:15:00	42,599.11	10,649.78	0.00	0.00	236,060.85	59,015.21
291	10.18 16:30:00	0:15:00	45,027.98	11,257.00	0.00	0.00	233,631.98	58,407.99
291	10.18 16:45:00	0:15:00	50,807.28	12,701.82	0.00	0.00	227,852.67	56,963.17
291	10.18 17:00:00	0:15:00	58,768.48	14,692.12	0.00	0.00	219,891.47	54,972.87
291	10.18 17:15:00	0:13:12	69,181.51	15,219.93	0.00	0.00	209,478.45	46,085.26
291	10.18 17:27:00	0:06:00	82,521.86	8,252.19	0.00	0.00	196,138.10	19,613.81
298	10.25 07:30:00	0:07:48	181,286.94	23,567.30	0.00	0.00	97,373.02	12,658.49
298	10.25 07:45:00	0:15:00	166,578.73	41,644.68	0.00	0.00	112,081.23	28,020.31
298	10.25 08:00:00	0:15:00	147,366.27	36,841.57	0.00	0.00	131,293.69	32,823.42
298	10.25 08:15:00	0:15:00	125,993.37	31,498.34	0.00	0.00	152,666.58	38,166.65
298	10.25 08:30:00	0:15:00	105,355.17	26,338.79	0.00	0.00	173,304.78	43,326.20
298	10.25 08:45:00	0:15:00	92,397.52	23,099.38	0.00	0.00	186,262.44	46,565.61
298	10.25 09:00:00	0:15:00	81,289.46	20,322.36	0.00	0.00	197,370.50	49,342.62
298	10.25 09:15:00	0:15:00	73,413.83	18,353.46	0.00	0.00	205,246.13	51,311.53
298	10.25 09:30:00	0:15:00	65,430.92	16,357.73	0.00	0.00	213,229.03	53,307.26
298	10.25 09:45:00	0:15:00	60,467.40	15,116.85	0.00	0.00	218,192.56	54,548.14
298	10.25 10:00:00	0:15:00	56,207.39	14,051.85	0.00	0.00	222,452.57	55,613.14
298	10.25 10:15:00	0:15:00	53,140.36	13,285.09	0.00	0.00	225,519.60	56,379.90
298	10.25 10:30:00	0:15:00	50,185.10	12,546.27	0.00	0.00	228,474.86	57,118.72
298	10.25 10:45:00	0:15:00	49,303.21	12,325.80	0.00	0.00	229,356.75	57,339.19
298	10.25 11:00:00	0:15:00	47,743.00	11,935.75	0.00	0.00	230,916.96	57,729.24
298	10.25 11:15:00	0:15:00	47,169.46	11,792.37	0.00	0.00	231,490.49	57,872.62
298	10.25 11:30:00	0:15:00	45,329.09	11,332.27	0.00	0.00	233,330.86	58,332.72
298	10.25 11:45:00	0:15:00	45,226.81	11,306.70	0.00	0.00	233,433.15	58,358.29
298	10.25 12:00:00	0:15:00	44,232.41	11,058.10	0.00	0.00	234,427.55	58,606.89
298	10.25 12:15:00	0:15:00	44,728.61	11,182.15	0.00	0.00	233,931.34	58,482.84
298	10.25 12:30:00	0:15:00	44,022.85	11,005.71	0.00	0.00	234,637.10	58,659.28
298	10.25 12:45:00	0:15:00	44,116.65	11,029.16	0.00	0.00	234,543.30	58,635.83
298	10.25 13:00:00	0:15:00	43,457.79	10,864.45	0.00	0.00	235,202.16	58,800.54
298	10.25 13:15:00	0:15:00	44,351.66	11,087.91	0.00	0.00	234,308.30	58,577.08
298	10.25 13:30:00	0:15:00	44,162.81	11,040.70	0.00	0.00	234,497.15	58,624.29
298	10.25 13:45:00	0:15:00	45,392.21	11,348.05	0.00	0.00	233,267.74	58,316.94
298	10.25 14:00:00	0:15:00	46,035.60	11,508.90	0.00	0.00	232,624.35	58,156.09
298	10.25 14:15:00	0:15:00	48,071.06	12,017.76	0.00	0.00	230,588.90	57,647.22
298	10.25 14:30:00	0:15:00	49,678.91	12,419.73	0.00	0.00	228,981.04	57,245.26
298	10.25 14:45:00	0:15:00	52,705.78	13,176.44	0.00	0.00	225,954.18	56,488.54
298	10.25 15:00:00	0:15:00	55,684.49	13,921.12	0.00	0.00	222,975.46	55,743.87
298	10.25 15:15:00	0:15:00	59,408.13	14,852.03	0.00	0.00	219,251.82	54,812.96
298	10.25 15:30:00	0:15:00	64,961.66	16,240.42	0.00	0.00	213,698.29	53,424.57
298	10.25 15:45:00	0:15:00	77,582.78	19,395.70	0.00	0.00	201,077.17	50,269.29
298	10.25 16:00:00	0:15:00	89,435.02	22,358.76	0.50	0.13	189,224.44	47,306.11
298	10.25 16:15:00	0:09:00	101,917.43	15,287.61	0.00	0.00	176,742.53	26,511.38
298	10.25 16:18:00	0:01:48	104,773.15	3,143.20	1.50	0.05	173,885.31	5,216.56
305	11.01 07:36:35	0:04:12	183,442.89	12,841.00	0.00	0.00	95,217.07	6,665.20
305	11.01 07:45:00	0:11:24	176,659.95	33,565.39	0.00	0.00	102,000.00	19,380.00
305	11.01 08:00:00	0:15:00	163,073.37	40,768.34	0.00	0.00	115,586.58	28,896.65
305	11.01 08:15:00	0:15:00	149,983.50	37,495.87	0.00	0.00	128,676.46	32,169.12
305	11.01 08:30:00	0:15:00	134,112.24	33,528.06	0.00	0.00	144,547.72	36,136.93
305	11.01 08:45:00	0:15:00	117,011.58	29,252.89	0.00	0.00	161,648.38	40,412.10





# MAY2020 1450 OWENS E AND D FOR D 39 FT EXIST UPPER ONLY PROPOSED - Mission Commons

DayNum	Date+Time	Duration	ExSF	ExSFHr	NewSF	NewSFHr	SunnySF	SunnySFHr
305	11.01 09:00:00	0:15:00	102,839.48	25,709.87	0.00	0.00	175,820.47	43,955.12
305	11.01 09:15:00	0:15:00	92,552.94	23,138.24	0.00	0.00	186,107.02	46,526.75
305	11.01 09:30:00	0:15:00	81,987.49	20,496.87	0.00	0.00	196,672.47	49,168.12
305	11.01 09:45:00	0:15:00	75,200.56	18,800.14	0.00	0.00	203,459.40	50,864.85
305	11.01 10:00:00	0:15:00	69,292.77	17,323.19	0.00	0.00	209,367.18	52,341.80
305	11.01 10:15:00	0:15:00	65,182.70	16,295.67	0.00	0.00	213,477.26	53,369.31
305	11.01 10:30:00	0:15:00	61,274.45	15,318.61	0.00	0.00	217,385.51	54,346.38
305	11.01 10:45:00	0:15:00	60,079.97	15,019.99	0.00	0.00	218,579.99	54,645.00
305	11.01 11:00:00	0:15:00	58,299.97	14,574.99	0.00	0.00	220,359.98	55,090.00
305	11.01 11:15:00	0:15:00	57,700.99	14,425.25	0.00	0.00	220,958.97	55,239.74
305	11.01 11:30:00	0:15:00	55,799.50	13,949.88	0.00	0.00	222,860.46	55,715.11
305	11.01 11:45:00	0:15:00	55,706.94	13,926.74	0.00	0.00	222,953.01	55,738.25
305	11.01 12:00:00	0:15:00	54,963.76	13,740.94	0.00	0.00	223,696.19	55,924.05
305	11.01 12:15:00	0:15:00	55,700.21	13,925.05	0.00	0.00	222,959.75	55,739.94
305	11.01 12:30:00	0:15:00	54,815.08	13,703.77	0.00	0.00	223,844.88	55,961.22
305	11.01 12:45:00	0:15:00	54,948.79	13,737.20	0.00	0.00	223,711.16	55,927.79
305	11.01 13:00:00	0:15:00	54,443.11	13,610.78	0.00	0.00	224,216.84	56,054.21
305	11.01 13:15:00	0:15:00	55,588.94	13,897.24	0.00	0.00	223,071.01	55,767.75
305	11.01 13:30:00	0:15:00	55,712.68	13,928.17	0.00	0.00	222,947.27	55,736.82
305	11.01 13:45:00	0:15:00	57,457.75	14,364.44	0.00	0.00	221,202.21	55,300.55
305	11.01 14:00:00	0:15:00	58,430.45	14,607.61	0.00	0.00	220,229.51	55,057.38
305	11.01 14:15:00	0:15:00	61,182.39	15,295.60	0.00	0.00	217,477.57	54,369.39
305	11.01 14:30:00	0:15:00	63,758.20	15,939.55	0.00	0.00	214,901.75	53,725.44
305	11.01 14:45:00	0:15:00	68,063.12	17,015.78	0.00	0.00	210,596.84	52,649.21
305	11.01 15:00:00	0:15:00	72,184.17	18,046.04	0.00	0.00	206,475.78	51,618.95
305	11.01 15:15:00	0:15:00	80,130.65	20,032.66	0.00	0.00	198,529.30	49,632.33
305	11.01 15:30:00	0:15:00	91,739.91	22,934.98	0.00	0.00	186,920.05	46,730.01
305	11.01 15:45:00	0:15:00	104,507.71	26,126.93	0.25	0.06	174,151.99	43,538.00
305	11.01 16:00:00	0:12:36	111,284.91	23,369.83	20.71	4.35	167,354.34	35,144.41
305	11.01 16:10:12	0:05:24	114,155.60	10,274.00	68.36	6.15	164,436.00	14,799.24
312	11.08 07:43:48	0:00:36	183,777.68	1,837.78	0.00	0.00	94,882.27	948.82
312	11.08 07:45:00	0:07:48	182,887.56	23,775.38	0.00	0.00	95,772.40	12,450.41
312	11.08 08:00:00	0:15:00	171,258.35	42,814.59	0.00	0.00	107,401.60	26,850.40
312	11.08 08:15:00	0:15:00	160,813.14	40,203.29	0.00	0.00	117,846.81	29,461.70
312	11.08 08:30:00	0:15:00	150,740.15	37,685.04	0.00	0.00	127,919.81	31,979.95
312	11.08 08:45:00	0:15:00	139,099.71	34,774.93	0.00	0.00	139,560.24	34,890.06
312	11.08 09:00:00	0:15:00	125,423.57	31,355.89	0.00	0.00	153,236.38	38,309.10
312	11.08 09:15:00	0:15:00	112,311.74	28,077.94	0.00	0.00	166,348.21	41,587.05
312	11.08 09:30:00	0:15:00	99,527.72	24,881.93	0.00	0.00	179,132.23	44,783.06
312	11.08 09:45:00	0:15:00	90,980.26	22,745.06	0.00	0.00	187,679.70	46,919.92
312	11.08 10:00:00	0:15:00	83,027.79	20,756.95	0.00	0.00	195,632.17	48,908.04
312	11.08 10:15:00	0:15:00	77,817.54	19,454.38	0.00	0.00	200,842.42	50,210.61
312	11.08 10:30:00	0:15:00	72,576.35	18,144.09	0.00	0.00	206,083.61	51,520.90
312	11.08 10:45:00	0:15:00	70,993.93	17,748.48	0.00	0.00	207,666.02	51,916.51
312	11.08 11:00:00	0:15:00	69,103.42	17,275.86	0.00	0.00	209,556.53	52,389.13
312	11.08 11:15:00	0:15:00	68,425.85	17,106.46	0.00	0.00	210,234.10	52,558.53
312	11.08 11:30:00	0:15:00	66,434.56	16,608.64	0.00	0.00	212,225.40	53,056.35
312	11.08 11:45:00	0:15:00	66,449.77	16,612.44	0.00	0.00	212,210.18	53,052.55
312	11.08 12:00:00	0:15:00	65,987.25	16,496.81	0.00	0.00	212,672.71	53,168.18
312	11.08 12:15:00	0:15:00	66,881.61	16,720.40	0.00	0.00	211,778.34	52,944.59
312	11.08 12:30:00	0:15:00	65,875.24	16,468.81	0.00	0.00	212,784.72	53,196.18
312	11.08 12:45:00	0:15:00	66,048.37	16,512.09	0.00	0.00	212,611.58	53,152.90
312	11.08 13:00:00	0:15:00	65,752.99	16,438.25	0.00	0.00	212,906.96	53,226.74
312	11.08 13:15:00	0:15:00	66,992.88	16,748.22	0.00	0.00	211,667.08	52,916.77
312	11.08 13:30:00	0:15:00	67,293.99	16,823.50	0.00	0.00	211,365.96	52,841.49
312	11.08 13:45:00	0:15:00	69,466.91	17,366.73	0.00	0.00	209,193.05	52,298.26
312	11.08 14:00:00	0:15:00	70,782.88	17,695.72	0.00	0.00	207,877.08	51,969.27
312	11.08 14:15:00	0:15:00	74,379.79	18,594.95	0.00	0.00	204,280.17	51,070.04
312	11.08 14:30:00	0:15:00	78,172.54	19,543.13	0.00	0.00	200,487.42	50,121.86
312	11.08 14:45:00	0:15:00	84,667.33	21,166.83	0.00	0.00	193,992.63	48,498.16
312	11.08 15:00:00	0:15:00	91,094.52	22,773.63	0.00	0.00	187,565.44	46,891.36
312	11.08 15:15:00	0:15:00	103,515.31	25,878.83	0.00	0.00	175,144.65	43,786.16
312	11.08 15:30:00	0:15:00	111,831.01	27,957.75	0.50	0.13	166,828.45	41,707.11



## MAY2020 1450 OWENS E AND D FOR D 39 FT EXIST UPPER ONLY PROPOSED - Mission Commons

DayNum	Date+Time	Duration	ExSF	ExSFHr	NewSF	NewSFHr	SunnySF	SunnySFHr
312	11.08 15:45:00	0:15:00	116,824.97	29,206.24	39.42	9.85	161,795.57	40,448.89
312	11.08 16:00:00	0:09:00	118,391.16	17,758.68	1,398.55	209.78	158,870.24	23,830.54
312	11.08 16:03:00	0:01:48	118,184.85	3,545.55	4,275.23	128.26	156,199.88	4,686.00
319	11.15 07:51:00	0:04:48	182,960.41	14,636.83	0.00	0.00	95,699.55	7,655.96
319	11.15 08:00:00	0:12:00	177,263.68	35,452.74	0.00	0.00	101,396.28	20,279.26
319	11.15 08:15:00	0:15:00	166,864.87	41,716.22	0.00	0.00	111,795.08	27,948.77
319	11.15 08:30:00	0:15:00	158,166.73	39,541.68	0.00	0.00	120,493.23	30,123.31
319	11.15 08:45:00	0:15:00	150,819.23	37,704.81	0.00	0.00	127,840.72	31,960.18
319	11.15 09:00:00	0:15:00	140,757.22	35,189.30	0.00	0.00	137,902.74	34,475.69
319	11.15 09:15:00	0:15:00	130,226.94	32,556.73	0.00	0.00	148,433.02	37,108.25
319	11.15 09:30:00	0:15:00	116,687.01	29,171.75	0.00	0.00	161,972.95	40,493.24
319	11.15 09:45:00	0:15:00	106,488.03	26,622.01	0.00	0.00	172,171.92	43,042.98
319	11.15 10:00:00	0:15:00	97,257.76	24,314.44	0.00	0.00	181,402.19	45,350.55
319	11.15 10:15:00	0:15:00	91,274.39	22,818.60	0.00	0.00	187,385.57	46,846.39
319	11.15 10:30:00	0:15:00	84,433.82	21,108.46	0.00	0.00	194,226.13	48,556.53
319	11.15 10:45:00	0:15:00	82,306.31	20,576.58	0.00	0.00	196,353.64	49,088.41
319	11.15 11:00:00	0:15:00	80,037.85	20,009.46	0.00	0.00	198,622.11	49,655.53
319	11.15 11:15:00	0:15:00	79,049.44	19,762.36	0.00	0.00	199,610.52	49,902.63
319	11.15 11:30:00	0:15:00	76,802.93	19,200.73	0.00	0.00	201,857.03	50,464.26
319	11.15 11:45:00	0:15:00	76,773.24	19,193.31	0.00	0.00	201,886.72	50,471.68
319	11.15 12:00:00	0:15:00	76,347.39	19,086.85	0.00	0.00	202,312.57	50,578.14
319	11.15 12:15:00	0:15:00	77,632.92	19,408.23	0.00	0.00	201,027.03	50,256.76
319	11.15 12:30:00	0:15:00	76,489.34	19,122.33	0.00	0.00	202,170.62	50,542.65
319	11.15 12:45:00	0:15:00	76,770.99	19,192.75	0.00	0.00	201,888.96	50,472.24
319	11.15 13:00:00	0:15:00	76,585.14	19,146.28	0.00	0.00	202,074.82	50,518.71
319	11.15 13:15:00	0:15:00	78,151.33	19,537.83	0.00	0.00	200,508.62	50,127.16
319	11.15 13:30:00	0:15:00	79,027.98	19,757.00	0.00	0.00	199,631.97	49,907.99
319	11.15 13:45:00	0:15:00	81,608.54	20,402.13	0.00	0.00	197,051.42	49,262.86
319	11.15 14:00:00	0:15:00	83,459.63	20,864.91	0.00	0.00	195,200.33	48,800.08
319	11.15 14:15:00	0:15:00	88,380.25	22,095.06	0.00	0.00	190,279.71	47,569.93
319	11.15 14:30:00	0:15:00	93,286.39	23,321.60	0.00	0.00	185,373.56	46,343.39
319	11.15 14:45:00	0:15:00	101,928.90	25,482.23	0.00	0.00	176,731.05	44,182.76
319	11.15 15:00:00	0:15:00	108,576.87	27,144.22	0.00	0.00	170,083.08	42,520.77
319	11.15 15:15:00	0:15:00	116,919.27	29,229.82	4.74	1.19	161,735.95	40,433.99
319	11.15 15:30:00	0:15:00	120,884.15	30,221.04	35.18	8.79	157,740.63	39,435.16
319	11.15 15:45:00	0:13:48	121,861.59	28,028.17	527.64	121.36	156,270.73	35,942.27
319	11.15 15:57:36	0:06:36	121,673.24	13,384.06	13,725.54	1,509.81	143,261.18	15,758.73
326	11.22 07:57:36	0:01:12	181,267.73	3,625.36	0.00	0.00	97,392.23	1,947.85
326	11.22 08:00:00	0:09:00	180,174.53	27,026.18	0.00	0.00	98,485.42	14,772.81
326	11.22 08:15:00	0:15:00	171,818.42	42,954.61	0.00	0.00	106,841.54	26,710.38
326	11.22 08:30:00	0:15:00	162,822.40	40,705.60	0.00	0.00	115,837.55	28,959.39
326	11.22 08:45:00	0:15:00	155,830.66	38,957.66	0.00	0.00	122,829.30	30,707.32
326	11.22 09:00:00	0:15:00	149,085.89	37,271.47	0.00	0.00	129,574.07	32,393.52
326	11.22 09:15:00	0:15:00	141,204.77	35,301.19	0.00	0.00	137,455.18	34,363.80
326	11.22 09:30:00	0:15:00	131,569.11	32,892.28	0.00	0.00	147,090.85	36,772.71
326	11.22 09:45:00	0:15:00	120,701.04	30,175.26	0.00	0.00	157,958.92	39,489.73
326	11.22 10:00:00	0:15:00	110,018.83	27,504.71	0.00	0.00	168,641.12	42,160.28
326	11.22 10:15:00	0:15:00	104,281.69	26,070.42	0.00	0.00	174,378.27	43,594.57
326	11.22 10:30:00	0:15:00	96,524.31	24,131.08	0.00	0.00	182,135.65	45,533.91
326	11.22 10:45:00	0:15:00	93,292.38	23,323.10	0.00	0.00	185,367.58	46,341.89
326	11.22 11:00:00	0:15:00	90,806.87	22,701.72	0.00	0.00	187,853.08	46,963.27
326	11.22 11:15:00	0:15:00	90,040.49	22,510.12	0.00	0.00	188,619.46	47,154.87
326	11.22 11:30:00	0:15:00	87,580.43	21,895.11	0.00	0.00	191,079.52	47,769.88
326	11.22 11:45:00	0:15:00	87,310.00	21,827.50	0.00	0.00	191,349.95	47,837.49
326	11.22 12:00:00	0:15:00	86,730.23	21,682.56	0.00	0.00	191,929.73	47,982.43
326	11.22 12:15:00	0:15:00	88,295.17	22,073.79	0.00	0.00	190,364.78	47,591.20
326	11.22 12:30:00	0:15:00	86,919.83	21,729.96	0.00	0.00	191,740.13	47,935.03
326	11.22 12:45:00	0:15:00	87,476.90	21,869.23	0.00	0.00	191,183.05	47,795.76
326	11.22 13:00:00	0:15:00	87,204.73	21,801.18	0.00	0.00	191,455.23	47,863.81
326	11.22 13:15:00	0:15:00	89,246.42	22,311.60	0.00	0.00	189,413.54	47,353.38
326	11.22 13:30:00	0:15:00	90,279.99	22,570.00	0.00	0.00	188,379.97	47,094.99
326	11.22 13:45:00	0:15:00	93,313.33	23,328.33	0.00	0.00	185,346.62	46,336.66
326	11.22 14:00:00	0:15:00	95,769.65	23,942.41	0.00	0.00	182,890.30	45,722.58



# MAY2020 1450 OWENS E AND D FOR D 39 FT EXIST UPPER ONLY PROPOSED - Mission Commons

DayNum	Date+Time	Duration	ExSF	ExSFHr	NewSF	NewSFHr	SunnySF	SunnySFHr
326	11.22 14:15:00	0:15:00	101,774.98	25,443.75	0.00	0.00	176,884.98	44,221.24
326	11.22 14:30:00	0:15:00	107,657.81	26,914.45	0.00	0.00	171,002.14	42,750.54
326	11.22 14:45:00	0:15:00	113,964.26	28,491.06	0.00	0.00	164,695.70	41,173.93
326	11.22 15:00:00	0:15:00	118,743.17	29,685.79	0.00	0.00	159,916.78	39,979.20
326	11.22 15:15:00	0:15:00	124,207.89	31,051.97	18.21	4.55	154,433.85	38,608.46
326	11.22 15:30:00	0:15:00	124,918.39	31,229.60	39.17	9.79	153,702.40	38,425.60
326	11.22 15:45:00	0:12:00	125,623.90	25,124.78	6,543.69	1,308.74	146,492.36	29,298.47
326	11.22 15:54:00	0:04:48	124,030.51	9,922.44	21,182.30	1,694.58	133,447.14	10,675.77
333	11.29 08:04:12	0:05:24	180,789.24	16,271.03	0.00	0.00	97,870.72	8,808.37
333	11.29 08:15:00	0:12:36	174,999.95	36,749.99	0.00	0.00	103,660.00	21,768.60
333	11.29 08:30:00	0:15:00	166,794.27	41,698.57	0.00	0.00	111,865.68	27,966.42
333	11.29 08:45:00	0:15:00	159,591.97	39,897.99	0.00	0.00	119,067.99	29,767.00
333	11.29 09:00:00	0:15:00	153,158.05	38,289.51	0.00	0.00	125,501.91	31,375.48
333	11.29 09:15:00	0:15:00	147,445.35	36,861.34	0.00	0.00	131,214.60	32,803.65
333	11.29 09:30:00	0:15:00	139,516.33	34,879.08	0.00	0.00	139,143.62	34,785.91
333	11.29 09:45:00	0:15:00	131,020.26	32,755.07	0.00	0.00	147,639.69	36,909.92
333	11.29 10:00:00	0:15:00	120,850.72	30,212.68	0.00	0.00	157,809.23	39,452.31
333	11.29 10:15:00	0:15:00	115,104.10	28,776.03	0.00	0.00	163,555.85	40,888.96
333	11.29 10:30:00	0:15:00	107,269.38	26,817.35	0.00	0.00	171,390.57	42,847.64
333	11.29 10:45:00	0:15:00	103,009.87	25,752.47	0.00	0.00	175,650.08	43,912.52
333	11.29 11:00:00	0:15:00	100,171.36	25,042.84	0.00	0.00	178,488.59	44,622.15
333	11.29 11:15:00	0:15:00	99,631.50	24,907.88	0.00	0.00	179,028.45	44,757.11
333	11.29 11:30:00	0:15:00	96,964.63	24,241.16	0.00	0.00	181,695.33	45,423.83
333	11.29 11:45:00	0:15:00	96,674.49	24,168.62	0.00	0.00	181,985.46	45,496.37
333	11.29 12:00:00	0:15:00	96,048.06	24,012.02	0.00	0.00	182,611.89	45,652.97
333	11.29 12:15:00	0:15:00	97,646.44	24,411.61	0.00	0.00	181,013.51	45,253.38
333	11.29 12:30:00	0:15:00	96,494.12	24,123.53	0.00	0.00	182,165.83	45,541.46
333	11.29 12:45:00	0:15:00	96,821.68	24,205.42	0.00	0.00	181,838.27	45,459.57
333	11.29 13:00:00	0:15:00	96,671.25	24,167.81	0.00	0.00	181,988.71	45,497.18
333	11.29 13:15:00	0:15:00	98,844.66	24,711.17	0.00	0.00	179,815.29	44,953.82
333	11.29 13:30:00	0:15:00	100,304.58	25,076.15	0.00	0.00	178,355.37	44,588.84
333	11.29 13:45:00	0:15:00	103,656.76	25,914.19	0.00	0.00	175,003.20	43,750.80
333	11.29 14:00:00	0:15:00	106,199.64	26,549.91	0.00	0.00	172,460.31	43,115.08
333	11.29 14:15:00	0:15:00	111,127.74	27,781.94	0.00	0.00	167,532.21	41,883.05
333	11.29 14:30:00	0:15:00	115,583.34	28,895.84	0.00	0.00	163,076.62	40,769.15
333	11.29 14:45:00	0:15:00	121,022.36	30,255.59	0.00	0.00	157,637.59	39,409.40
333	11.29 15:00:00	0:15:00	124,824.84	31,206.21	3.49	0.87	153,831.63	38,457.91
333	11.29 15:15:00	0:15:00	127,058.87	31,764.72	24.95	6.24	151,576.14	37,894.03
333	11.29 15:30:00	0:15:00	127,657.61	31,914.40	821.52	205.38	150,180.83	37,545.21
333	11.29 15:45:00	0:10:48	126,908.19	22,843.47	13,958.29	2,512.49	137,793.47	24,802.83
333	11.29 15:51:36	0:03:00	125,745.15	6,287.26	27,153.20	1,357.66	125,761.61	6,288.08
340	12.06 08:10:12	0:02:24	181,287.94	7,251.52	0.00	0.00	97,372.02	3,894.88
340	12.06 08:15:00	0:10:12	176,354.10	29,980.20	0.00	0.00	102,305.86	17,392.00
340	12.06 08:30:00	0:15:00	169,997.51	42,499.38	0.00	0.00	108,662.44	27,165.61
340	12.06 08:45:00	0:15:00	162,570.93	40,642.73	0.00	0.00	116,089.02	29,022.26
340	12.06 09:00:00	0:15:00	156,197.88	39,049.47	0.00	0.00	122,462.07	30,615.52
340	12.06 09:15:00	0:15:00	150,531.59	37,632.90	0.00	0.00	128,128.37	32,032.09
340	12.06 09:30:00	0:15:00	145,069.62	36,267.40	0.00	0.00	133,590.34	33,397.59
340	12.06 09:45:00	0:15:00	137,425.50	34,356.37	0.00	0.00	141,234.46	35,308.62
340	12.06 10:00:00	0:15:00	128,464.91	32,116.23	0.00	0.00	150,195.05	37,548.76
340	12.06 10:15:00	0:15:00	122,374.51	30,593.63	0.00	0.00	156,285.45	39,071.36
340	12.06 10:30:00	0:15:00	115,126.30	28,781.58	0.00	0.00	163,533.65	40,883.41
340	12.06 10:45:00	0:15:00	110,266.81	27,566.70	0.00	0.00	168,393.15	42,098.29
340	12.06 11:00:00	0:15:00	107,337.74	26,834.44	0.00	0.00	171,322.22	42,830.55
340	12.06 11:15:00	0:15:00	107,146.39	26,786.60	0.00	0.00	171,513.56	42,878.39
340	12.06 11:30:00	0:15:00	104,654.40	26,163.60	0.00	0.00	174,005.55	43,501.39
340	12.06 11:45:00	0:15:00	104,230.55	26,057.64	0.00	0.00	174,429.41	43,607.35
340	12.06 12:00:00	0:15:00	103,255.35	25,813.84	0.00	0.00	175,404.60	43,851.15
340	12.06 12:15:00	0:15:00	104,761.68	26,190.42	0.00	0.00	173,898.28	43,474.57
340	12.06 12:30:00	0:15:00	103,756.30	25,939.07	0.00	0.00	174,903.66	43,725.91
340	12.06 12:45:00	0:15:00	104,112.30	26,028.07	0.00	0.00	174,547.66	43,636.92
340	12.06 13:00:00	0:15:00	104,028.97	26,007.24	0.00	0.00	174,630.98	43,657.75
340	12.06 13:15:00	0:15:00	106,249.04	26,562.26	0.00	0.00	172,410.92	43,102.73



## MAY2020 1450 OWENS E AND D FOR D 39 FT EXIST UPPER ONLY PROPOSED - Mission Commons

DayNum	Date+Time	Duration	ExSF	ExSFHr	NewSF	NewSFHr	SunnySF	SunnySFHr
340	12.06 13:30:00	0:15:00	107,592.95	26,898.24	0.00	0.00	171,067.00	42,766.75
340	12.06 13:45:00	0:15:00	110,888.00	27,722.00	0.00	0.00	167,771.96	41,942.99
340	12.06 14:00:00	0:15:00	112,588.66	28,147.17	0.00	0.00	166,071.30	41,517.82
340	12.06 14:15:00	0:15:00	116,203.53	29,050.88	0.00	0.00	162,456.42	40,614.11
340	12.06 14:30:00	0:15:00	119,888.50	29,972.13	0.00	0.00	158,771.45	39,692.86
340	12.06 14:45:00	0:15:00	124,823.09	31,205.77	0.25	0.06	153,836.61	38,459.15
340	12.06 15:00:00	0:15:00	127,115.75	31,778.94	6.99	1.75	151,537.22	37,884.30
340	12.06 15:15:00	0:15:00	128,921.94	32,230.49	31.18	7.80	149,706.83	37,426.71
340	12.06 15:30:00	0:15:00	129,509.45	32,377.36	2,043.19	510.80	147,107.32	36,776.83
340	12.06 15:45:00	0:10:12	127,917.81	21,746.03	17,763.76	3,019.84	132,978.38	22,606.33
340	12.06 15:51:00	0:03:00	126,915.18	6,345.76	29,833.29	1,491.67	121,911.49	6,095.57
347	12.13 08:15:36	0:07:12	182,297.80	21,875.74	0.00	0.00	96,362.15	11,563.46
347	12.13 08:30:00	0:15:00	171,997.29	42,999.32	0.00	0.00	106,662.66	26,665.67
347	12.13 08:45:00	0:15:00	165,168.45	41,292.11	0.00	0.00	113,491.50	28,372.88
347	12.13 09:00:00	0:15:00	158,370.30	39,592.57	0.00	0.00	120,289.66	30,072.41
347	12.13 09:15:00	0:15:00	152,871.15	38,217.79	0.00	0.00	125,788.80	31,447.20
347	12.13 09:30:00	0:15:00	147,436.37	36,859.09	0.00	0.00	131,223.58	32,805.90
347	12.13 09:45:00	0:15:00	141,992.11	35,498.03	0.00	0.00	136,667.85	34,166.96
347	12.13 10:00:00	0:15:00	133,290.72	33,322.68	0.00	0.00	145,369.23	36,342.31
347	12.13 10:15:00	0:15:00	126,356.11	31,589.03	0.00	0.00	152,303.85	38,075.96
347	12.13 10:30:00	0:15:00	120,244.25	30,061.06	0.00	0.00	158,415.70	39,603.93
347	12.13 10:45:00	0:15:00	114,746.61	28,686.65	0.00	0.00	163,913.35	40,978.34
347	12.13 11:00:00	0:15:00	112,104.93	28,026.23	0.00	0.00	166,555.03	41,638.76
347	12.13 11:15:00	0:15:00	111,706.77	27,926.69	0.00	0.00	166,953.19	41,738.30
347	12.13 11:30:00	0:15:00	109,491.94	27,372.99	0.00	0.00	169,168.01	42,292.00
347	12.13 11:45:00	0:15:00	109,131.70	27,282.93	0.00	0.00	169,528.25	42,382.06
347	12.13 12:00:00	0:15:00	107,704.22	26,926.05	0.00	0.00	170,955.74	42,738.94
347	12.13 12:15:00	0:15:00	109,553.81	27,388.45	0.00	0.00	169,106.14	42,276.54
347	12.13 12:30:00	0:15:00	108,438.92	27,109.73	0.00	0.00	170,221.04	42,555.26
347	12.13 12:45:00	0:15:00	108,758.49	27,189.62	0.00	0.00	169,901.46	42,475.37
347	12.13 13:00:00	0:15:00	108,519.50	27,129.87	0.00	0.00	170,140.46	42,535.12
347	12.13 13:15:00	0:15:00	110,553.95	27,638.49	0.00	0.00	168,106.00	42,026.50
347	12.13 13:30:00	0:15:00	111,878.91	27,969.73	0.00	0.00	166,781.05	41,695.26
347	12.13 13:45:00	0:15:00	114,572.22	28,643.06	0.00	0.00	164,087.73	41,021.93
347	12.13 14:00:00	0:15:00	115,270.50	28,817.63	0.00	0.00	163,389.46	40,847.36
347	12.13 14:15:00	0:15:00	118,552.32	29,638.08	0.00	0.00	160,107.63	40,026.91
347	12.13 14:30:00	0:15:00	122,100.84	30,525.21	0.00	0.00	156,559.12	39,139.78
347	12.13 14:45:00	0:15:00	126,623.79	31,655.95	0.00	0.00	152,036.16	38,009.04
347	12.13 15:00:00	0:15:00	128,149.07	32,037.27	7.48	1.87	150,503.40	37,625.85
347	12.13 15:15:00	0:15:00	129,948.03	32,487.01	26.44	6.61	148,685.49	37,171.37
347	12.13 15:30:00	0:15:00	130,524.81	32,631.20	2,250.50	562.63	145,884.65	36,471.16
347	12.13 15:45:00	0:10:48	128,767.52	23,178.15	17,319.45	3,117.50	132,572.99	23,863.14
347	12.13 15:52:11	0:03:36	127,614.95	7,656.90	29,078.64	1,744.72	121,966.37	7,317.98
354	12.20 08:19:48	0:04:48	182,296.06	14,583.69	0.00	0.00	96,363.90	7,709.11
354	12.20 08:30:00	0:12:36	173,146.62	36,360.79	0.00	0.00	105,513.34	22,157.80
354	12.20 08:45:00	0:15:00	167,117.09	41,779.27	0.00	0.00	111,542.87	27,885.72
354	12.20 09:00:00	0:15:00	160,165.51	40,041.38	0.00	0.00	118,494.45	29,623.61
354	12.20 09:15:00	0:15:00	154,540.13	38,635.03	0.00	0.00	124,119.83	31,029.96
354	12.20 09:30:00	0:15:00	148,986.35	37,246.59	0.00	0.00	129,673.61	32,418.40
354	12.20 09:45:00	0:15:00	143,998.63	35,999.66	0.00	0.00	134,661.33	33,665.33
354	12.20 10:00:00	0:15:00	136,230.77	34,057.69	0.00	0.00	142,429.19	35,607.30
354	12.20 10:15:00	0:15:00	128,696.92	32,174.23	0.00	0.00	149,963.04	37,490.76
354	12.20 10:30:00	0:15:00	123,326.50	30,831.63	0.00	0.00	155,333.46	38,833.36
354	12.20 10:45:00	0:15:00	117,381.30	29,345.32	0.00	0.00	161,278.66	40,319.67
354	12.20 11:00:00	0:15:00	113,913.36	28,478.34	0.00	0.00	164,746.59	41,186.65
354	12.20 11:15:00	0:15:00	113,609.75	28,402.44	0.00	0.00	165,050.20	41,262.55
354	12.20 11:30:00	0:15:00	111,584.78	27,896.19	0.00	0.00	167,075.18	41,768.79
354	12.20 11:45:00	0:15:00	111,055.39	27,763.85	0.00	0.00	167,604.56	41,901.14
354	12.20 12:00:00	0:15:00	109,404.38	27,351.10	0.00	0.00	169,255.58	42,313.89
354	12.20 12:15:00	0:15:00	111,207.32	27,801.83	0.00	0.00	167,452.63	41,863.16
354	12.20 12:30:00	0:15:00	110,406.51	27,601.63	0.00	0.00	168,253.44	42,063.36
354	12.20 12:45:00	0:15:00	110,579.65	27,644.91	0.00	0.00	168,080.31	42,020.08
354	12.20 13:00:00	0:15:00	110,125.86	27,531.46	0.00	0.00	168,534.10	42,133.53



# MAY2020 1450 OWENS E AND D FOR D 39 FT EXIST UPPER ONLY PROPOSED - Mission Commons

DayNum	Date+Time	Duration	ExSF	ExSFHr	NewSF	NewSFHr	SunnySF	SunnySFHr
354	12.20 13:15:00	0:15:00	111,983.69	27,995.92	0.00	0.00	166,676.27	41,669.07
354	12.20 13:30:00	0:15:00	113,166.94	28,291.74	0.00	0.00	165,493.02	41,373.25
354	12.20 13:45:00	0:15:00	115,553.15	28,888.29	0.00	0.00	163,106.80	40,776.70
354	12.20 14:00:00	0:15:00	116,321.03	29,080.26	0.00	0.00	162,338.92	40,584.73
354	12.20 14:15:00	0:15:00	118,835.73	29,708.93	0.00	0.00	159,824.23	39,956.06
354	12.20 14:30:00	0:15:00	122,221.33	30,555.33	0.00	0.00	156,438.62	39,109.66
354	12.20 14:45:00	0:15:00	126,806.16	31,701.54	0.25	0.06	151,853.55	37,963.39
354	12.20 15:00:00	0:15:00	128,310.98	32,077.75	4.99	1.25	150,343.99	37,586.00
354	12.20 15:15:00	0:15:00	130,156.34	32,539.08	21.95	5.49	148,481.67	37,120.42
354	12.20 15:30:00	0:15:00	130,837.90	32,709.47	1,180.76	295.19	146,641.30	36,660.33
354	12.20 15:45:00	0:12:36	129,388.71	27,171.63	13,826.32	2,903.53	135,444.93	28,443.43
354	12.20 15:54:36	0:04:48	127,869.66	10,229.57	28,490.63	2,279.25	122,299.67	9,783.97
			49,129,946.67	10,986,359.54	231,728.99	25,050.20	269,982,632.10	65,795,633.52



1450 Owens Street UPDATED  
Upper Proposed Only Scenario  
Exhibit B.7  
Quantitative Results  
Mission Creek



**\_MAY2020 1450 OWENS E AND D FOR D 39 FT EXIST UPPER ONLY PROPOSED - Mission Creek**

**Summary of Results**

FastCast Annualized Net New Shadow	257,637.35 Sq ft hrs
Theoretical Annual Available Sunlight (TAAS), based on City's TAAS Factor	3,368,183,691.14 Sq ft hrs
<b>Annual Shadow Increase as a Percentage of TAAS</b>	<b>0.00765%</b>

Mission Creek Park Area	905,085.10 GIS
-------------------------	----------------





\_MAY2020 1450 OWENS E AND D FOR D 39 FT EXIST UPPER ONLY PROPOSED - Mission Creek

Date+Time	Date	Mirror Date	Duration	Total Duration	ExSF	ExSFHr	NewSF	NewSFHr	NewSFHr/Day
11.01 07:36:35	1-Nov	8-Feb	0:04:12		639,748.57	44,782.40	1.00	0.07	
11.01 07:45:00			0:11:24		627,523.22	119,229.41	1.75	0.33	
11.01 08:30:00			0:15:00	0:30:36	450,213.69	112,553.42	3.00	0.75	1.15
11.08 07:43:48	8-Nov	1-Feb	0:00:36		637,331.49	6,373.32	495.06	4.95	
11.08 07:45:00			0:07:48		635,581.90	82,625.65	450.58	58.58	
11.08 08:15:00			0:15:00		557,299.94	139,324.99	67.47	16.87	
11.08 08:30:00			0:15:00		488,488.87	122,122.22	3.50	0.88	
11.08 08:45:00			0:15:00		425,471.35	106,367.84	5.00	1.25	
11.08 09:00:00			0:15:00	1:08:24	382,741.86	95,685.47	2.00	0.50	83.02
11.15 07:51:00			0:04:48		631,460.22	50,516.82	1,733.09	138.65	
11.15 08:00:00	15-Nov	25-Jan	0:12:00		612,841.80	122,568.36	57.73	11.55	
11.15 08:15:00			0:15:00		570,769.06	142,692.27	1,010.62	252.65	
11.15 08:30:00			0:15:00		520,190.06	130,047.52	491.81	122.95	
11.15 08:45:00			0:15:00		454,809.44	113,702.36	15.74	3.94	
11.15 09:00:00			0:15:00		404,484.84	101,121.21	5.75	1.44	
11.15 09:15:00			0:15:00		376,465.75	94,116.44	3.75	0.94	
11.15 09:30:00			0:15:00		357,036.89	89,259.22	2.75	0.69	
11.15 10:00:00			0:15:00	2:01:48	329,468.13	82,367.03	0.25	0.06	532.86
11.22 07:57:36			0:01:12		622,867.74	12,457.36	3,061.34	61.23	
11.22 08:00:00	22-Nov	18-Jan	0:09:00		619,128.16	92,869.22	2,068.46	310.27	
11.22 08:15:00			0:15:00		587,652.89	146,913.22	1,868.29	467.07	
11.22 08:30:00			0:15:00		543,334.00	135,833.50	2,610.01	652.50	
11.22 08:45:00			0:15:00		482,809.78	120,702.45	781.70	195.43	
11.22 09:00:00			0:15:00		427,848.70	106,962.17	11.75	2.94	
11.22 09:15:00			0:15:00		396,313.20	99,078.30	13.00	3.25	
11.22 09:30:00			0:15:00		372,403.29	93,100.82	4.75	1.19	
11.22 09:45:00			0:15:00	1:55:12	357,581.43	89,395.36	0.75	0.19	1,694.06
11.29 08:04:12			0:05:24		618,289.23	55,646.03	3,660.11	329.41	
11.29 08:15:00	29-Nov	11-Jan	0:12:36		597,655.33	125,507.62	2,193.92	460.72	
11.29 08:30:00			0:15:00		555,449.64	138,862.41	3,885.52	971.38	
11.29 08:45:00			0:15:00		510,468.01	127,617.00	3,374.97	843.74	
11.29 09:00:00			0:15:00		457,152.80	114,288.20	1,216.54	304.13	
11.29 09:15:00			0:15:00		415,012.08	103,753.02	19.49	4.87	
11.29 09:30:00			0:15:00		387,913.14	96,978.29	21.24	5.31	
11.29 09:45:00			0:15:00		369,844.52	92,461.13	3.25	0.81	
11.29 10:00:00			0:15:00		353,852.35	88,463.09	1.75	0.44	
11.29 10:30:00			0:15:00	2:18:00	323,847.52	80,961.88	0.25	0.06	2,920.88
12.06 08:10:12	6-Dec	4-Jan	0:02:24		614,685.85	24,587.43	3,534.91	141.40	
12.06 08:15:00			0:10:12		604,552.46	102,773.92	2,242.65	381.25	
12.06 08:30:00			0:15:00		571,171.41	142,792.85	4,415.07	1,103.77	
12.06 08:45:00			0:15:00		524,920.51	131,230.13	4,928.38	1,232.09	
12.06 09:00:00			0:15:00		477,922.64	119,480.66	3,254.26	813.57	
12.06 09:15:00			0:15:00		434,963.99	108,741.00	1,215.79	303.95	
12.06 09:30:00			0:15:00		403,446.23	100,861.56	2.50	0.63	
12.06 09:45:00			0:15:00		381,267.42	95,316.86	8.75	2.19	
12.06 10:00:00			0:15:00		364,074.46	91,018.62	5.25	1.31	
12.06 10:15:00			0:15:00		350,266.22	87,566.55	2.50	0.63	
12.06 10:30:00			0:15:00		336,681.64	84,170.41	1.00	0.25	
12.06 10:45:00			0:15:00		320,708.72	80,177.18	0.25	0.06	
12.06 11:00:00			0:15:00		307,160.87	76,790.22	1.25	0.31	
12.06 11:45:00			0:15:00	3:12:36	273,028.11	68,257.03	0.25	0.06	3,981.45
12.13 08:15:36	13-Dec	27-Dec	0:07:12		612,863.55	73,543.63	3,346.23	401.55	
12.13 08:30:00			0:15:00		581,568.95	145,392.24	4,225.14	1,056.29	

12.13 08:45:00			0:15:00	538,407.88	134,601.97	5,477.92	1,369.48	
12.13 09:00:00			0:15:00	497,381.99	124,345.50	4,824.16	1,206.04	
12.13 09:15:00			0:15:00	456,152.68	114,038.17	2,779.94	694.99	
12.13 09:30:00			0:15:00	415,548.13	103,887.03	383.60	95.90	
12.13 09:45:00			0:15:00	391,923.12	97,980.78	4.75	1.19	
12.13 10:00:00			0:15:00	372,237.61	93,059.40	11.25	2.81	
12.13 10:15:00			0:15:00	357,685.65	89,421.41	4.25	1.06	
12.13 10:30:00			0:15:00	343,685.72	85,921.43	2.25	0.56	
12.13 10:45:00			0:15:00	331,819.24	82,954.81	1.00	0.25	
12.13 11:00:00			0:15:00	315,306.27	78,826.57	0.25	0.06	
12.13 11:15:00			0:15:00	305,145.14	76,286.28	0.25	0.06	4,830.24
12.20 08:19:48	20-Dec	No Mirror	0:04:48	611,219.92	48,897.59	3,189.29	255.14	
12.20 08:30:00			0:12:36	589,544.92	123,804.43	3,830.04	804.31	
12.20 08:45:00			0:15:00	549,629.61	137,407.40	5,396.45	1,349.11	
12.20 09:00:00			0:15:00	508,821.39	127,205.35	5,578.13	1,394.53	
12.20 09:15:00			0:15:00	469,197.71	117,299.43	3,859.03	964.76	
12.20 09:30:00			0:15:00	424,410.26	106,102.56	1,053.10	263.28	
12.20 09:45:00			0:15:00	399,913.58	99,978.39	18.99	4.75	
12.20 10:00:00			0:15:00	377,816.98	94,454.25	4.00	1.00	
12.20 10:15:00			0:15:00	362,773.46	90,693.37	4.25	1.06	
12.20 10:30:00			0:15:00	348,030.07	87,007.52	1.75	0.44	
12.20 10:45:00			0:15:00	337,634.77	84,408.69	0.50	0.13	
12.20 11:15:00			0:15:00	309,605.94	77,401.49	0.25	0.06	5,038.56
			17:01:12		7,485,991.08	92,757.46	19,082.22	
			2:07:39	Average Duration				



MAY2020 1450 OWENS E AND D FOR D 39 FT EXIST UPPER ONLY PROPOSED - Mission Creek

DayNum	Date+Time	Duration	ExSF	ExSFHr	NewSF	NewSFHr	SunnySF	SunnySFHr
172	06.21 06:46:48	0:06:36	660,900.77	72,699.08	0.00	0.00	244,184.33	26,860.28
172	06.21 07:00:00	0:13:48	572,688.08	131,718.26	0.00	0.00	332,397.02	76,451.31
172	06.21 07:15:00	0:15:00	473,567.55	118,391.89	0.00	0.00	431,517.55	107,879.39
172	06.21 07:30:00	0:15:00	407,582.16	101,895.54	0.00	0.00	497,502.94	124,375.74
172	06.21 07:45:00	0:15:00	358,544.07	89,636.02	0.00	0.00	546,541.03	136,635.26
172	06.21 08:00:00	0:15:00	319,207.54	79,801.88	0.00	0.00	585,877.56	146,469.39
172	06.21 08:15:00	0:15:00	286,374.28	71,593.57	0.00	0.00	618,710.82	154,677.71
172	06.21 08:30:00	0:15:00	260,445.15	65,111.29	0.00	0.00	644,639.95	161,159.99
172	06.21 08:45:00	0:15:00	239,192.73	59,798.18	0.00	0.00	665,892.37	166,473.09
172	06.21 09:00:00	0:15:00	222,466.10	55,616.52	0.00	0.00	682,619.00	170,654.75
172	06.21 09:15:00	0:15:00	209,897.88	52,474.47	0.00	0.00	695,187.22	173,796.81
172	06.21 09:30:00	0:15:00	199,388.13	49,847.03	0.00	0.00	705,696.97	176,424.24
172	06.21 09:45:00	0:15:00	190,428.29	47,607.07	0.00	0.00	714,656.81	178,664.20
172	06.21 10:00:00	0:15:00	181,462.20	45,365.55	0.00	0.00	723,622.90	180,905.73
172	06.21 10:15:00	0:15:00	172,787.00	43,196.75	0.00	0.00	732,298.10	183,074.53
172	06.21 10:30:00	0:15:00	163,933.62	40,983.41	0.00	0.00	741,151.48	185,287.87
172	06.21 10:45:00	0:15:00	154,889.81	38,722.45	0.00	0.00	750,195.29	187,548.82
172	06.21 11:00:00	0:15:00	144,727.43	36,181.86	0.00	0.00	760,357.67	190,089.42
172	06.21 11:15:00	0:15:00	134,430.60	33,607.65	0.00	0.00	770,654.50	192,663.63
172	06.21 11:30:00	0:15:00	124,478.38	31,119.60	0.00	0.00	780,606.72	195,151.68
172	06.21 11:45:00	0:15:00	115,922.14	28,980.54	0.00	0.00	789,162.96	197,290.74
172	06.21 12:00:00	0:15:00	109,498.08	27,374.52	0.00	0.00	795,587.02	198,896.75
172	06.21 12:15:00	0:15:00	104,226.34	26,056.59	0.00	0.00	800,858.76	200,214.69
172	06.21 12:30:00	0:15:00	99,959.71	24,989.93	0.00	0.00	805,125.39	201,281.35
172	06.21 12:45:00	0:15:00	96,260.62	24,065.16	0.00	0.00	808,824.48	202,206.12
172	06.21 13:00:00	0:15:00	93,105.82	23,276.46	0.00	0.00	811,979.28	202,994.82
172	06.21 13:15:00	0:15:00	94,017.98	23,504.49	0.00	0.00	811,067.13	202,766.78
172	06.21 13:30:00	0:15:00	96,388.32	24,097.08	0.00	0.00	808,696.78	202,174.19
172	06.21 13:45:00	0:15:00	99,156.27	24,789.07	0.00	0.00	805,928.83	201,482.21
172	06.21 14:00:00	0:15:00	100,900.11	25,225.03	0.00	0.00	804,184.99	201,046.25
172	06.21 14:15:00	0:15:00	104,074.15	26,018.54	0.00	0.00	801,010.95	200,252.74
172	06.21 14:30:00	0:15:00	112,590.41	28,147.60	0.00	0.00	792,494.69	198,123.67
172	06.21 14:45:00	0:15:00	122,556.87	30,639.22	0.00	0.00	782,528.24	195,632.06
172	06.21 15:00:00	0:15:00	134,773.97	33,693.49	0.00	0.00	770,311.13	192,577.78
172	06.21 15:15:00	0:15:00	147,168.75	36,792.19	0.00	0.00	757,916.35	189,479.09
172	06.21 15:30:00	0:15:00	160,204.04	40,051.01	0.00	0.00	744,881.06	186,220.27
172	06.21 15:45:00	0:15:00	173,215.09	43,303.77	0.00	0.00	731,870.01	182,967.50
172	06.21 16:00:00	0:15:00	187,421.18	46,855.30	0.00	0.00	717,663.92	179,415.98
172	06.21 16:15:00	0:15:00	199,789.48	49,947.37	0.00	0.00	705,295.62	176,323.91
172	06.21 16:30:00	0:15:00	212,501.39	53,125.35	0.00	0.00	692,583.71	173,145.93
172	06.21 16:45:00	0:15:00	226,644.76	56,661.19	0.00	0.00	678,440.34	169,610.09
172	06.21 17:00:00	0:15:00	244,462.73	61,115.68	0.00	0.00	660,622.37	165,155.59
172	06.21 17:15:00	0:15:00	261,031.92	65,257.98	0.00	0.00	644,053.18	161,013.29
172	06.21 17:30:00	0:15:00	275,590.63	68,897.66	0.00	0.00	629,494.47	157,373.62
172	06.21 17:45:00	0:15:00	287,109.25	71,777.31	0.00	0.00	617,975.85	154,493.96
172	06.21 18:00:00	0:15:00	296,123.57	74,030.89	0.00	0.00	608,961.53	152,240.38
172	06.21 18:15:00	0:15:00	308,610.82	77,152.71	0.00	0.00	596,474.28	149,118.57
172	06.21 18:30:00	0:15:00	321,829.04	80,457.26	0.00	0.00	583,256.06	145,814.02
172	06.21 18:45:00	0:15:00	347,672.71	86,918.18	0.00	0.00	557,412.40	139,353.10
172	06.21 19:00:00	0:15:00	391,815.16	97,953.79	0.00	0.00	513,269.94	128,317.49
172	06.21 19:15:00	0:18:00	475,433.09	142,629.93	0.00	0.00	429,652.01	128,895.60
172	06.21 19:36:00	0:10:48	675,971.53	121,674.88	0.00	0.00	229,113.57	41,240.44
179	06.28 06:48:35	0:06:00	661,398.08	66,139.81	0.00	0.00	243,687.02	24,368.70
179	06.28 07:00:00	0:13:12	589,028.87	129,586.35	0.00	0.00	316,056.24	69,532.37
179	06.28 07:15:00	0:15:00	486,866.49	121,716.62	0.00	0.00	418,218.61	104,554.65
179	06.28 07:30:00	0:15:00	416,468.53	104,117.13	0.00	0.00	488,616.57	122,154.14
179	06.28 07:45:00	0:15:00	365,466.43	91,366.61	0.00	0.00	539,618.67	134,904.67
179	06.28 08:00:00	0:15:00	325,529.63	81,382.41	0.00	0.00	579,555.47	144,888.87
179	06.28 08:15:00	0:15:00	291,412.11	72,853.03	0.00	0.00	613,672.99	153,418.25
179	06.28 08:30:00	0:15:00	264,642.05	66,160.51	0.00	0.00	640,443.05	160,110.76
179	06.28 08:45:00	0:15:00	242,605.44	60,651.36	0.00	0.00	662,479.67	165,619.92
179	06.28 09:00:00	0:15:00	224,683.75	56,170.94	0.00	0.00	680,401.35	170,100.34
179	06.28 09:15:00	0:15:00	211,835.89	52,958.97	0.00	0.00	693,249.21	173,312.30



MAY2020 1450 OWENS E AND D FOR D 39 FT EXIST UPPER ONLY PROPOSED - Mission Creek

DayNum	Date+Time	Duration	ExSF	ExSFHr	NewSF	NewSFHr	SunnySF	SunnySFHr
179	06.28 09:30:00	0:15:00	200,987.02	50,246.76	0.00	0.00	704,098.08	176,024.52
179	06.28 09:45:00	0:15:00	191,945.96	47,986.49	0.00	0.00	713,139.14	178,284.79
179	06.28 10:00:00	0:15:00	182,832.68	45,708.17	0.00	0.00	722,252.42	180,563.11
179	06.28 10:15:00	0:15:00	174,162.73	43,540.68	0.00	0.00	730,922.37	182,730.59
179	06.28 10:30:00	0:15:00	165,229.63	41,307.41	0.00	0.00	739,855.47	184,963.87
179	06.28 10:45:00	0:15:00	156,214.06	39,053.51	0.00	0.00	748,871.04	187,217.76
179	06.28 11:00:00	0:15:00	146,103.16	36,525.79	0.00	0.00	758,981.95	189,745.49
179	06.28 11:15:00	0:15:00	135,735.35	33,933.84	0.00	0.00	769,349.75	192,337.44
179	06.28 11:30:00	0:15:00	125,661.93	31,415.48	0.00	0.00	779,423.17	194,855.79
179	06.28 11:45:00	0:15:00	116,756.57	29,189.14	0.00	0.00	788,328.53	197,082.13
179	06.28 12:00:00	0:15:00	110,183.82	27,545.96	0.00	0.00	794,901.28	198,725.32
179	06.28 12:15:00	0:15:00	104,756.64	26,189.16	0.00	0.00	800,328.46	200,082.12
179	06.28 12:30:00	0:15:00	100,548.24	25,137.06	0.00	0.00	804,536.86	201,134.22
179	06.28 12:45:00	0:15:00	96,773.68	24,193.42	0.00	0.00	808,311.42	202,077.86
179	06.28 13:00:00	0:15:00	93,510.17	23,377.54	0.00	0.00	811,574.93	202,893.73
179	06.28 13:15:00	0:15:00	93,896.52	23,474.13	0.00	0.00	811,188.58	202,797.15
179	06.28 13:30:00	0:15:00	96,333.34	24,083.34	0.00	0.00	808,751.76	202,187.94
179	06.28 13:45:00	0:15:00	99,094.54	24,773.64	0.00	0.00	805,990.56	201,497.64
179	06.28 14:00:00	0:15:00	100,919.85	25,229.96	0.00	0.00	804,165.25	201,041.31
179	06.28 14:15:00	0:15:00	103,381.41	25,845.35	0.00	0.00	801,703.69	200,425.92
179	06.28 14:30:00	0:15:00	111,695.25	27,923.81	0.00	0.00	793,389.85	198,347.46
179	06.28 14:45:00	0:15:00	121,269.11	30,317.28	0.00	0.00	783,816.00	195,954.00
179	06.28 15:00:00	0:15:00	133,573.92	33,393.48	0.00	0.00	771,511.18	192,877.79
179	06.28 15:15:00	0:15:00	145,789.53	36,447.38	0.00	0.00	759,295.58	189,823.89
179	06.28 15:30:00	0:15:00	158,951.27	39,737.82	0.00	0.00	746,133.83	186,533.46
179	06.28 15:45:00	0:15:00	171,839.86	42,959.97	0.00	0.00	733,245.24	183,311.31
179	06.28 16:00:00	0:15:00	185,974.23	46,493.56	0.00	0.00	719,110.87	179,777.72
179	06.28 16:15:00	0:15:00	198,680.15	49,670.04	0.00	0.00	706,404.95	176,601.24
179	06.28 16:30:00	0:15:00	211,220.88	52,805.22	0.00	0.00	693,864.22	173,466.06
179	06.28 16:45:00	0:15:00	225,145.58	56,286.40	0.00	0.00	679,939.52	169,984.88
179	06.28 17:00:00	0:15:00	242,572.70	60,643.17	0.00	0.00	662,512.40	165,628.10
179	06.28 17:15:00	0:15:00	259,749.16	64,937.29	0.00	0.00	645,335.94	161,333.99
179	06.28 17:30:00	0:15:00	274,552.28	68,638.07	0.00	0.00	630,532.82	157,633.21
179	06.28 17:45:00	0:15:00	286,346.54	71,586.64	0.00	0.00	618,738.56	154,684.64
179	06.28 18:00:00	0:15:00	295,406.84	73,851.71	0.00	0.00	609,678.26	152,419.56
179	06.28 18:15:00	0:15:00	307,479.00	76,869.75	0.00	0.00	597,606.10	149,401.53
179	06.28 18:30:00	0:15:00	320,490.80	80,122.70	0.00	0.00	584,594.30	146,148.58
179	06.28 18:45:00	0:15:00	345,009.47	86,252.37	0.00	0.00	560,075.63	140,018.91
179	06.28 19:00:00	0:15:00	388,039.10	97,009.77	0.00	0.00	517,046.01	129,261.50
179	06.28 19:15:00	0:18:00	467,372.16	140,211.65	0.00	0.00	437,712.94	131,313.88
179	06.28 19:36:36	0:10:48	675,339.02	121,561.02	0.00	0.00	229,746.08	41,354.29
186	07.05 06:52:12	0:03:36	660,194.29	39,611.66	0.00	0.00	244,890.82	14,693.45
186	07.05 07:00:00	0:11:24	614,424.70	116,740.69	0.00	0.00	290,660.40	55,225.48
186	07.05 07:15:00	0:15:00	511,841.99	127,960.50	0.00	0.00	393,243.12	98,310.78
186	07.05 07:30:00	0:15:00	433,361.10	108,340.28	0.00	0.00	471,724.00	117,931.00
186	07.05 07:45:00	0:15:00	378,651.42	94,662.85	0.00	0.00	526,433.68	131,608.42
186	07.05 08:00:00	0:15:00	336,738.37	84,184.59	0.00	0.00	568,346.74	142,086.68
186	07.05 08:15:00	0:15:00	300,630.11	75,157.53	0.00	0.00	604,455.00	151,113.75
186	07.05 08:30:00	0:15:00	272,230.41	68,057.60	0.00	0.00	632,854.69	158,213.67
186	07.05 08:45:00	0:15:00	248,898.04	62,224.51	0.00	0.00	656,187.06	164,046.77
186	07.05 09:00:00	0:15:00	229,503.17	57,375.79	0.00	0.00	675,581.93	168,895.48
186	07.05 09:15:00	0:15:00	215,626.45	53,906.61	0.00	0.00	689,458.65	172,364.66
186	07.05 09:30:00	0:15:00	204,337.75	51,084.44	0.00	0.00	700,747.35	175,186.84
186	07.05 09:45:00	0:15:00	194,758.14	48,689.54	0.00	0.00	710,326.96	177,581.74
186	07.05 10:00:00	0:15:00	185,309.24	46,327.31	0.00	0.00	719,775.86	179,943.97
186	07.05 10:15:00	0:15:00	176,521.58	44,130.40	0.00	0.00	728,563.52	182,140.88
186	07.05 10:30:00	0:15:00	167,335.33	41,833.83	0.00	0.00	737,749.77	184,437.44
186	07.05 10:45:00	0:15:00	158,258.78	39,564.70	0.00	0.00	746,826.32	186,706.58
186	07.05 11:00:00	0:15:00	148,060.91	37,015.23	0.00	0.00	757,024.19	189,256.05
186	07.05 11:15:00	0:15:00	137,543.41	34,385.85	0.00	0.00	767,541.69	191,885.42
186	07.05 11:30:00	0:15:00	127,261.33	31,815.33	0.00	0.00	777,823.78	194,455.94
186	07.05 11:45:00	0:15:00	117,928.38	29,482.09	0.00	0.00	787,156.72	196,789.18
186	07.05 12:00:00	0:15:00	111,069.99	27,767.50	0.00	0.00	794,015.11	198,503.78



\_MAY2020 1450 OWENS E AND D FOR D 39 FT EXIST UPPER ONLY PROPOSED - Mission Creek

DayNum	Date+Time	Duration	ExSF	ExSFHr	NewSF	NewSFHr	SunnySF	SunnySFHr
186	07.05 12:15:00	0:15:00	105,590.82	26,397.71	0.00	0.00	799,494.28	199,873.57
186	07.05 12:30:00	0:15:00	101,425.66	25,356.41	0.00	0.00	803,659.44	200,914.86
186	07.05 12:45:00	0:15:00	97,628.35	24,407.09	0.00	0.00	807,456.75	201,864.19
186	07.05 13:00:00	0:15:00	94,320.61	23,580.15	0.00	0.00	810,764.49	202,691.12
186	07.05 13:15:00	0:15:00	94,237.89	23,559.47	0.00	0.00	810,847.21	202,711.80
186	07.05 13:30:00	0:15:00	96,723.70	24,180.92	0.00	0.00	808,361.41	202,090.35
186	07.05 13:45:00	0:15:00	99,520.13	24,880.03	0.00	0.00	805,564.97	201,391.24
186	07.05 14:00:00	0:15:00	101,374.93	25,343.73	0.00	0.00	803,710.18	200,927.54
186	07.05 14:15:00	0:15:00	103,637.06	25,909.27	0.00	0.00	801,448.04	200,362.01
186	07.05 14:30:00	0:15:00	110,739.61	27,684.90	0.00	0.00	794,345.49	198,586.37
186	07.05 14:45:00	0:15:00	120,227.25	30,056.81	0.00	0.00	784,857.85	196,214.46
186	07.05 15:00:00	0:15:00	132,175.71	33,043.93	0.00	0.00	772,909.40	193,227.35
186	07.05 15:15:00	0:15:00	144,434.79	36,108.70	0.00	0.00	760,650.31	190,162.58
186	07.05 15:30:00	0:15:00	157,576.79	39,394.20	0.00	0.00	747,508.31	186,877.08
186	07.05 15:45:00	0:15:00	170,537.86	42,634.46	0.00	0.00	734,547.24	183,636.81
186	07.05 16:00:00	0:15:00	184,593.01	46,148.25	0.00	0.00	720,492.09	180,123.02
186	07.05 16:15:00	0:15:00	197,813.23	49,453.31	0.00	0.00	707,271.87	176,817.97
186	07.05 16:30:00	0:15:00	210,250.25	52,562.56	0.00	0.00	694,834.85	173,708.71
186	07.05 16:45:00	0:15:00	224,011.51	56,002.88	0.00	0.00	681,073.59	170,268.40
186	07.05 17:00:00	0:15:00	241,434.13	60,358.53	0.00	0.00	663,650.97	165,912.74
186	07.05 17:15:00	0:15:00	259,072.67	64,768.17	0.00	0.00	646,012.43	161,503.11
186	07.05 17:30:00	0:15:00	274,082.46	68,520.61	0.00	0.00	631,002.64	157,750.66
186	07.05 17:45:00	0:15:00	286,089.14	71,522.29	0.00	0.00	618,995.96	154,748.99
186	07.05 18:00:00	0:15:00	295,085.47	73,771.37	0.00	0.00	609,999.64	152,499.91
186	07.05 18:15:00	0:15:00	306,803.26	76,700.81	0.00	0.00	598,281.84	149,570.46
186	07.05 18:30:00	0:15:00	320,180.42	80,045.10	0.00	0.00	584,904.68	146,226.17
186	07.05 18:45:00	0:15:00	344,247.26	86,061.82	0.00	0.00	560,837.84	140,209.46
186	07.05 19:00:00	0:15:00	386,377.23	96,594.31	0.00	0.00	518,707.87	129,676.97
186	07.05 19:15:00	0:18:00	465,867.98	139,760.39	0.00	0.00	439,217.12	131,765.14
186	07.05 19:36:00	0:10:48	669,713.66	120,548.46	0.00	0.00	235,371.44	42,366.86
193	07.12 06:56:24	0:01:48	655,082.73	19,652.48	0.00	0.00	250,002.37	7,500.07
193	07.12 07:00:00	0:09:00	640,980.35	96,147.05	0.00	0.00	264,104.75	39,615.71
193	07.12 07:15:00	0:15:00	549,215.27	137,303.82	0.00	0.00	355,869.84	88,967.46
193	07.12 07:30:00	0:15:00	458,641.23	114,660.31	0.00	0.00	446,443.87	111,610.97
193	07.12 07:45:00	0:15:00	399,139.12	99,784.78	0.00	0.00	505,945.98	126,486.50
193	07.12 08:00:00	0:15:00	352,154.75	88,038.69	0.00	0.00	552,930.35	138,232.59
193	07.12 08:15:00	0:15:00	314,253.17	78,563.29	0.00	0.00	590,831.93	147,707.98
193	07.12 08:30:00	0:15:00	283,020.06	70,755.01	0.00	0.00	622,065.04	155,516.26
193	07.12 08:45:00	0:15:00	258,330.95	64,582.74	0.00	0.00	646,754.15	161,688.54
193	07.12 09:00:00	0:15:00	236,968.08	59,242.02	0.00	0.00	668,117.02	167,029.26
193	07.12 09:15:00	0:15:00	221,391.26	55,347.81	0.00	0.00	683,693.84	170,923.46
193	07.12 09:30:00	0:15:00	209,109.18	52,277.30	0.00	0.00	695,975.92	173,993.98
193	07.12 09:45:00	0:15:00	198,755.12	49,688.78	0.00	0.00	706,329.98	176,582.50
193	07.12 10:00:00	0:15:00	188,972.09	47,243.02	0.00	0.00	716,113.01	179,028.25
193	07.12 10:15:00	0:15:00	179,846.57	44,961.64	0.00	0.00	725,238.54	181,309.63
193	07.12 10:30:00	0:15:00	170,282.71	42,570.68	0.00	0.00	734,802.40	183,700.60
193	07.12 10:45:00	0:15:00	161,029.73	40,257.43	0.00	0.00	744,055.38	186,013.84
193	07.12 11:00:00	0:15:00	150,596.45	37,649.11	0.00	0.00	754,488.66	188,622.16
193	07.12 11:15:00	0:15:00	139,874.78	34,968.69	0.00	0.00	765,210.33	191,302.58
193	07.12 11:30:00	0:15:00	129,266.31	32,316.58	0.00	0.00	775,818.79	193,954.70
193	07.12 11:45:00	0:15:00	119,484.03	29,871.01	0.00	0.00	785,601.07	196,400.27
193	07.12 12:00:00	0:15:00	112,286.02	28,071.51	0.00	0.00	792,799.08	198,199.77
193	07.12 12:15:00	0:15:00	106,803.11	26,700.78	0.00	0.00	798,281.99	199,570.50
193	07.12 12:30:00	0:15:00	102,555.73	25,638.93	0.00	0.00	802,529.37	200,632.34
193	07.12 12:45:00	0:15:00	98,735.43	24,683.86	0.00	0.00	806,349.67	201,587.42
193	07.12 13:00:00	0:15:00	95,355.47	23,838.87	0.00	0.00	809,729.64	202,432.41
193	07.12 13:15:00	0:15:00	95,072.82	23,768.21	0.00	0.00	810,012.28	202,503.07
193	07.12 13:30:00	0:15:00	97,527.64	24,381.91	0.00	0.00	807,557.46	201,889.37
193	07.12 13:45:00	0:15:00	100,412.04	25,103.01	0.00	0.00	804,673.06	201,168.27
193	07.12 14:00:00	0:15:00	102,257.09	25,564.27	0.00	0.00	802,828.01	200,707.00
193	07.12 14:15:00	0:15:00	104,482.99	26,120.75	0.00	0.00	800,602.11	200,150.53
193	07.12 14:30:00	0:15:00	110,021.64	27,505.41	0.00	0.00	795,063.47	198,765.87
193	07.12 14:45:00	0:15:00	119,176.65	29,794.16	0.00	0.00	785,908.45	196,477.11



MAY2020 1450 OWENS E AND D FOR D 39 FT EXIST UPPER ONLY PROPOSED - Mission Creek

DayNum	Date+Time	Duration	ExSF	ExSFHr	NewSF	NewSFHr	SunnySF	SunnySFHr
193	07.12 15:00:00	0:15:00	130,902.19	32,725.55	0.00	0.00	774,182.91	193,545.73
193	07.12 15:15:00	0:15:00	143,114.04	35,778.51	0.00	0.00	761,971.06	190,492.76
193	07.12 15:30:00	0:15:00	156,211.56	39,052.89	0.00	0.00	748,873.54	187,218.39
193	07.12 15:45:00	0:15:00	169,306.58	42,326.64	0.00	0.00	735,778.52	183,944.63
193	07.12 16:00:00	0:15:00	183,424.45	45,856.11	0.00	0.00	721,660.65	180,415.16
193	07.12 16:15:00	0:15:00	197,218.46	49,304.61	0.00	0.00	707,866.65	176,966.66
193	07.12 16:30:00	0:15:00	209,595.75	52,398.94	0.00	0.00	695,489.36	173,872.34
193	07.12 16:45:00	0:15:00	223,354.51	55,838.63	0.00	0.00	681,730.59	170,432.65
193	07.12 17:00:00	0:15:00	240,770.88	60,192.72	0.00	0.00	664,314.22	166,078.55
193	07.12 17:15:00	0:15:00	258,945.47	64,736.37	0.00	0.00	646,139.63	161,534.91
193	07.12 17:30:00	0:15:00	274,129.94	68,532.49	0.00	0.00	630,955.16	157,738.79
193	07.12 17:45:00	0:15:00	286,263.82	71,565.96	0.00	0.00	618,821.28	154,705.32
193	07.12 18:00:00	0:15:00	295,190.43	73,797.61	0.00	0.00	609,894.68	152,473.67
193	07.12 18:15:00	0:15:00	306,681.80	76,670.45	0.00	0.00	598,403.30	149,600.82
193	07.12 18:30:00	0:15:00	320,442.57	80,110.64	0.00	0.00	584,642.53	146,160.63
193	07.12 18:45:00	0:15:00	345,294.61	86,323.65	0.00	0.00	559,790.49	139,947.62
193	07.12 19:00:00	0:15:00	388,857.78	97,214.45	0.00	0.00	516,227.32	129,056.83
193	07.12 19:15:00	0:16:48	472,678.14	132,349.88	0.00	0.00	432,406.96	121,073.95
193	07.12 19:33:36	0:09:00	658,759.83	98,813.98	0.00	0.00	246,325.27	36,948.79
200	07.19 07:01:11	0:07:48	649,610.81	84,449.41	0.00	0.00	255,474.29	33,211.66
200	07.19 07:16:11	0:14:24	580,784.25	139,388.22	0.00	0.00	324,300.85	77,832.20
200	07.19 07:30:00	0:14:24	492,726.26	118,254.30	0.00	0.00	412,358.84	98,966.12
200	07.19 07:45:00	0:15:00	426,084.12	106,521.03	0.00	0.00	479,000.98	119,750.25
200	07.19 08:00:00	0:15:00	374,460.76	93,615.19	0.00	0.00	530,624.34	132,656.09
200	07.19 08:15:00	0:15:00	332,015.91	83,003.98	0.00	0.00	573,069.19	143,267.30
200	07.19 08:30:00	0:15:00	297,717.96	74,429.49	0.00	0.00	607,367.14	151,841.78
200	07.19 08:45:00	0:15:00	270,637.27	67,659.32	0.00	0.00	634,447.83	158,611.96
200	07.19 09:00:00	0:15:00	247,465.34	61,866.33	0.00	0.00	657,619.77	164,404.94
200	07.19 09:15:00	0:15:00	229,502.67	57,375.67	0.00	0.00	675,582.43	168,895.61
200	07.19 09:30:00	0:15:00	215,443.77	53,860.94	0.00	0.00	689,641.33	172,410.33
200	07.19 09:45:00	0:15:00	204,311.76	51,077.94	0.00	0.00	700,773.34	175,193.34
200	07.19 10:00:00	0:15:00	193,700.04	48,425.01	0.00	0.00	711,385.06	177,846.26
200	07.19 10:15:00	0:15:00	184,092.95	46,023.24	0.00	0.00	720,992.15	180,248.04
200	07.19 10:30:00	0:15:00	174,020.78	43,505.20	0.00	0.00	731,064.32	182,766.08
200	07.19 10:45:00	0:15:00	164,397.44	41,099.36	0.00	0.00	740,687.66	185,171.91
200	07.19 11:00:00	0:15:00	153,662.78	38,415.70	0.00	0.00	751,422.32	187,855.58
200	07.19 11:15:00	0:15:00	142,534.01	35,633.50	0.00	0.00	762,551.09	190,637.77
200	07.19 11:30:00	0:15:00	131,530.20	32,882.55	0.00	0.00	773,554.90	193,388.73
200	07.19 11:45:00	0:15:00	121,431.29	30,357.82	0.00	0.00	783,653.81	195,913.45
200	07.19 12:00:00	0:15:00	113,676.24	28,419.06	0.00	0.00	791,408.86	197,852.21
200	07.19 12:15:00	0:15:00	108,188.33	27,047.08	0.00	0.00	796,896.77	199,224.19
200	07.19 12:30:00	0:15:00	103,938.70	25,984.68	0.00	0.00	801,146.40	200,286.60
200	07.19 12:45:00	0:15:00	100,139.40	25,034.85	0.00	0.00	804,945.71	201,236.43
200	07.19 13:00:00	0:15:00	96,860.39	24,215.10	0.00	0.00	808,224.71	202,056.18
200	07.19 13:15:00	0:15:00	96,157.16	24,039.29	0.00	0.00	808,927.94	202,231.99
200	07.19 13:30:00	0:15:00	98,834.39	24,708.60	0.00	0.00	806,250.71	201,562.68
200	07.19 13:45:00	0:15:00	101,729.04	25,432.26	0.00	0.00	803,356.06	200,839.02
200	07.19 14:00:00	0:15:00	103,657.06	25,914.26	0.00	0.00	801,428.04	200,357.01
200	07.19 14:15:00	0:15:00	105,837.73	26,459.43	0.00	0.00	799,247.37	199,811.84
200	07.19 14:30:00	0:15:00	109,597.05	27,399.26	0.00	0.00	795,488.05	198,872.01
200	07.19 14:45:00	0:15:00	118,431.19	29,607.80	0.00	0.00	786,653.92	196,663.48
200	07.19 15:00:00	0:15:00	129,871.33	32,467.83	0.00	0.00	775,213.77	193,803.44
200	07.19 15:15:00	0:15:00	142,175.15	35,543.79	0.00	0.00	762,909.95	190,727.49
200	07.19 15:30:00	0:15:00	155,261.67	38,815.42	0.00	0.00	749,823.43	187,455.86
200	07.19 15:45:00	0:15:00	168,362.94	42,090.73	0.00	0.00	736,722.17	184,180.54
200	07.19 16:00:00	0:15:00	182,536.04	45,634.01	0.00	0.00	722,549.06	180,637.27
200	07.19 16:15:00	0:15:00	196,979.55	49,244.89	0.00	0.00	708,105.55	177,026.39
200	07.19 16:30:00	0:15:00	209,383.33	52,345.83	0.00	0.00	695,701.77	173,925.44
200	07.19 16:45:00	0:15:00	223,340.77	55,835.19	0.00	0.00	681,744.34	170,436.08
200	07.19 17:00:00	0:15:00	240,960.06	60,240.02	0.00	0.00	664,125.04	166,031.26
200	07.19 17:15:00	0:15:00	259,522.00	64,880.50	0.00	0.00	645,563.10	161,390.78
200	07.19 17:30:00	0:15:00	274,968.12	68,742.03	0.00	0.00	630,116.98	157,529.25
200	07.19 17:45:00	0:15:00	287,000.54	71,750.14	0.00	0.00	618,084.56	154,521.14



## \_MAY2020 1450 OWENS E AND D FOR D 39 FT EXIST UPPER ONLY PROPOSED - Mission Creek

DayNum	Date+Time	Duration	ExSF	ExSFHr	NewSF	NewSFHr	SunnySF	SunnySFHr
200	07.19 18:00:00	0:15:00	295,642.50	73,910.63	0.00	0.00	609,442.60	152,360.65
200	07.19 18:15:00	0:15:00	307,317.56	76,829.39	0.00	0.00	597,767.54	149,441.89
200	07.19 18:30:00	0:15:00	321,803.80	80,450.95	0.00	0.00	583,281.30	145,820.33
200	07.19 18:45:00	0:15:00	348,885.24	87,221.31	0.00	0.00	556,199.86	139,049.96
200	07.19 19:00:00	0:15:00	396,231.98	99,057.99	0.00	0.00	508,853.12	127,213.28
200	07.19 19:15:00	0:15:00	486,525.62	121,631.41	0.00	0.00	418,559.48	104,639.87
200	07.19 19:30:00	0:07:48	644,523.25	83,788.02	0.00	0.00	260,561.85	33,873.04
207	07.26 07:07:12	0:03:36	648,660.42	38,919.63	0.00	0.00	256,424.68	15,385.48
207	07.26 07:15:00	0:11:24	612,023.62	116,284.49	0.00	0.00	293,061.49	55,681.68
207	07.26 07:30:00	0:15:00	531,174.63	132,793.66	0.00	0.00	373,910.47	93,477.62
207	07.26 07:45:00	0:15:00	455,532.16	113,883.04	0.00	0.00	449,552.94	112,388.23
207	07.26 08:00:00	0:15:00	401,670.41	100,417.60	0.00	0.00	503,414.69	125,853.67
207	07.26 08:15:00	0:15:00	354,291.19	88,572.80	0.00	0.00	550,793.91	137,698.48
207	07.26 08:30:00	0:15:00	316,505.32	79,126.33	0.00	0.00	588,579.79	147,144.95
207	07.26 08:45:00	0:15:00	286,034.41	71,508.60	0.00	0.00	619,050.69	154,762.67
207	07.26 09:00:00	0:15:00	261,130.39	65,282.60	0.00	0.00	643,954.72	160,988.68
207	07.26 09:15:00	0:15:00	240,615.69	60,153.92	0.00	0.00	664,469.41	166,117.35
207	07.26 09:30:00	0:15:00	223,831.83	55,957.96	0.00	0.00	681,253.27	170,313.32
207	07.26 09:45:00	0:15:00	210,979.72	52,744.93	0.00	0.00	694,105.38	173,526.35
207	07.26 10:00:00	0:15:00	199,502.84	49,875.71	0.00	0.00	705,582.26	176,395.57
207	07.26 10:15:00	0:15:00	189,291.97	47,322.99	0.00	0.00	715,793.13	178,948.28
207	07.26 10:30:00	0:15:00	178,639.78	44,659.94	0.00	0.00	726,445.33	181,611.33
207	07.26 10:45:00	0:15:00	168,465.15	42,116.29	0.00	0.00	736,619.95	184,154.99
207	07.26 11:00:00	0:15:00	157,288.90	39,322.23	0.00	0.00	747,796.20	186,949.05
207	07.26 11:15:00	0:15:00	145,585.35	36,396.34	0.00	0.00	759,499.75	189,874.94
207	07.26 11:30:00	0:15:00	134,172.20	33,543.05	0.00	0.00	770,912.91	192,728.23
207	07.26 11:45:00	0:15:00	123,631.96	30,907.99	0.00	0.00	781,453.14	195,363.29
207	07.26 12:00:00	0:15:00	115,671.49	28,917.87	0.00	0.00	789,413.62	197,353.40
207	07.26 12:15:00	0:15:00	110,159.08	27,539.77	0.00	0.00	794,926.02	198,731.50
207	07.26 12:30:00	0:15:00	105,568.08	26,392.02	0.00	0.00	799,517.02	199,879.26
207	07.26 12:45:00	0:15:00	101,793.52	25,448.38	0.00	0.00	803,291.58	200,822.90
207	07.26 13:00:00	0:15:00	98,544.75	24,636.19	0.00	0.00	806,540.35	201,635.09
207	07.26 13:15:00	0:15:00	97,845.02	24,461.26	0.00	0.00	807,240.08	201,810.02
207	07.26 13:30:00	0:15:00	100,603.22	25,150.81	0.00	0.00	804,481.88	201,120.47
207	07.26 13:45:00	0:15:00	103,600.58	25,900.15	0.00	0.00	801,484.52	200,371.13
207	07.26 14:00:00	0:15:00	105,550.09	26,387.52	0.00	0.00	799,535.01	199,883.75
207	07.26 14:15:00	0:15:00	107,680.78	26,920.19	0.00	0.00	797,404.32	199,351.08
207	07.26 14:30:00	0:15:00	109,613.79	27,403.45	0.00	0.00	795,471.31	198,867.83
207	07.26 14:45:00	0:15:00	118,007.35	29,501.84	0.00	0.00	787,077.75	196,769.44
207	07.26 15:00:00	0:15:00	128,954.18	32,238.55	0.00	0.00	776,130.92	194,032.73
207	07.26 15:15:00	0:15:00	140,939.37	35,234.84	0.00	0.00	764,145.73	191,036.43
207	07.26 15:30:00	0:15:00	154,359.51	38,589.88	0.00	0.00	750,725.59	187,681.40
207	07.26 15:45:00	0:15:00	167,525.75	41,881.44	0.00	0.00	737,559.35	184,389.84
207	07.26 16:00:00	0:15:00	181,979.50	45,494.88	0.00	0.00	723,105.60	180,776.40
207	07.26 16:15:00	0:15:00	196,928.32	49,232.08	0.00	0.00	708,156.79	177,039.20
207	07.26 16:30:00	0:15:00	209,520.52	52,380.13	0.00	0.00	695,564.58	173,891.14
207	07.26 16:45:00	0:15:00	223,870.56	55,967.64	0.00	0.00	681,214.54	170,303.63
207	07.26 17:00:00	0:15:00	241,855.22	60,463.81	0.00	0.00	663,229.88	165,807.47
207	07.26 17:15:00	0:15:00	260,746.03	65,186.51	0.00	0.00	644,339.07	161,084.77
207	07.26 17:30:00	0:15:00	276,457.05	69,114.26	0.00	0.00	628,628.05	157,157.01
207	07.26 17:45:00	0:15:00	288,005.16	72,001.29	0.00	0.00	617,079.94	154,269.99
207	07.26 18:00:00	0:15:00	296,673.36	74,168.34	0.00	0.00	608,411.74	152,102.94
207	07.26 18:15:00	0:15:00	308,364.91	77,091.23	0.00	0.00	596,720.19	149,180.05
207	07.26 18:30:00	0:15:00	324,383.82	81,095.95	0.00	0.00	580,701.28	145,175.32
207	07.26 18:45:00	0:15:00	355,701.90	88,925.48	0.00	0.00	549,383.20	137,345.80
207	07.26 19:00:00	0:15:00	408,406.35	102,101.59	0.00	0.00	496,678.76	124,169.69
207	07.26 19:15:00	0:12:36	508,075.42	106,695.84	0.00	0.00	397,009.68	83,372.03
207	07.26 19:25:12	0:05:24	623,743.66	56,136.93	0.00	0.00	281,341.45	25,320.73
214	08.02 07:12:36	0:01:12	652,412.75	13,048.26	0.00	0.00	252,672.35	5,053.45
214	08.02 07:15:00	0:09:00	635,769.58	95,365.44	0.00	0.00	269,315.52	40,397.33
214	08.02 07:30:00	0:15:00	559,603.56	139,900.89	0.00	0.00	345,481.54	86,370.39
214	08.02 07:45:00	0:15:00	491,008.66	122,752.17	0.00	0.00	414,076.44	103,519.11
214	08.02 08:00:00	0:15:00	431,284.39	107,821.10	0.00	0.00	473,800.71	118,450.18





\_MAY2020 1450 OWENS E AND D FOR D 39 FT EXIST UPPER ONLY PROPOSED - Mission Creek

DayNum	Date+Time	Duration	ExSF	ExSFHr	NewSF	NewSFHr	SunnySF	SunnySFHr
214	08.02 08:15:00	0:15:00	381,592.05	95,398.01	0.00	0.00	523,493.05	130,873.26
214	08.02 08:30:00	0:15:00	337,979.39	84,494.85	0.00	0.00	567,105.71	141,776.43
214	08.02 08:45:00	0:15:00	304,512.88	76,128.22	0.00	0.00	600,572.22	150,143.06
214	08.02 09:00:00	0:15:00	277,108.31	69,277.08	0.00	0.00	627,976.79	156,994.20
214	08.02 09:15:00	0:15:00	253,855.90	63,463.98	0.00	0.00	651,229.20	162,807.30
214	08.02 09:30:00	0:15:00	234,637.97	58,659.49	0.00	0.00	670,447.13	167,611.78
214	08.02 09:45:00	0:15:00	219,259.82	54,814.96	0.00	0.00	685,825.28	171,456.32
214	08.02 10:00:00	0:15:00	206,357.48	51,589.37	0.00	0.00	698,727.62	174,681.91
214	08.02 10:15:00	0:15:00	195,170.98	48,792.75	0.00	0.00	709,914.12	177,478.53
214	08.02 10:30:00	0:15:00	183,899.52	45,974.88	0.00	0.00	721,185.58	180,296.39
214	08.02 10:45:00	0:15:00	173,033.91	43,258.48	0.00	0.00	732,051.19	183,012.80
214	08.02 11:00:00	0:15:00	161,026.98	40,256.74	0.00	0.00	744,058.12	186,014.53
214	08.02 11:15:00	0:15:00	148,758.15	37,189.54	0.00	0.00	756,326.96	189,081.74
214	08.02 11:30:00	0:15:00	136,881.66	34,220.42	0.00	0.00	768,203.44	192,050.86
214	08.02 11:45:00	0:15:00	126,011.80	31,502.95	0.00	0.00	779,073.30	194,768.33
214	08.02 12:00:00	0:15:00	117,821.92	29,455.48	0.00	0.00	787,263.18	196,815.80
214	08.02 12:15:00	0:15:00	112,596.41	28,149.10	0.00	0.00	792,488.70	198,122.17
214	08.02 12:30:00	0:15:00	107,439.12	26,859.78	0.00	0.00	797,645.98	199,411.50
214	08.02 12:45:00	0:15:00	103,750.52	25,937.63	0.00	0.00	801,334.58	200,333.65
214	08.02 13:00:00	0:15:00	100,553.24	25,138.31	0.00	0.00	804,531.86	201,132.97
214	08.02 13:15:00	0:15:00	100,089.16	25,022.29	0.00	0.00	804,995.94	201,248.98
214	08.02 13:30:00	0:15:00	102,861.61	25,715.40	0.00	0.00	802,223.49	200,555.87
214	08.02 13:45:00	0:15:00	105,911.95	26,477.99	0.00	0.00	799,173.15	199,793.29
214	08.02 14:00:00	0:15:00	107,897.94	26,974.49	0.00	0.00	797,187.16	199,296.79
214	08.02 14:15:00	0:15:00	110,092.61	27,523.15	0.00	0.00	794,992.49	198,748.12
214	08.02 14:30:00	0:15:00	111,811.70	27,952.93	0.00	0.00	793,273.40	198,318.35
214	08.02 14:45:00	0:15:00	117,962.86	29,490.72	0.00	0.00	787,122.24	196,780.56
214	08.02 15:00:00	0:15:00	128,513.10	32,128.28	0.00	0.00	776,572.00	194,143.00
214	08.02 15:15:00	0:15:00	140,348.85	35,087.21	0.00	0.00	764,736.26	191,184.06
214	08.02 15:30:00	0:15:00	153,832.96	38,458.24	0.00	0.00	751,252.14	187,813.03
214	08.02 15:45:00	0:15:00	167,290.09	41,822.52	0.00	0.00	737,795.01	184,448.75
214	08.02 16:00:00	0:15:00	181,922.03	45,480.51	0.00	0.00	723,163.08	180,790.77
214	08.02 16:15:00	0:15:00	197,371.65	49,342.91	0.00	0.00	707,713.45	176,928.36
214	08.02 16:30:00	0:15:00	210,377.70	52,594.42	0.00	0.00	694,707.40	173,676.85
214	08.02 16:45:00	0:15:00	225,264.53	56,316.13	0.00	0.00	679,820.57	169,955.14
214	08.02 17:00:00	0:15:00	243,676.78	60,919.19	0.00	0.00	661,408.32	165,352.08
214	08.02 17:15:00	0:15:00	262,888.22	65,722.05	0.00	0.00	642,196.88	160,549.22
214	08.02 17:30:00	0:15:00	278,518.52	69,629.63	0.00	0.00	626,566.58	156,641.65
214	08.02 17:45:00	0:15:00	289,634.54	72,408.64	0.00	0.00	615,450.56	153,862.64
214	08.02 18:00:00	0:15:00	298,570.64	74,642.66	0.00	0.00	606,514.46	151,628.62
214	08.02 18:15:00	0:15:00	310,697.77	77,674.44	0.00	0.00	594,387.33	148,596.83
214	08.02 18:30:00	0:15:00	329,096.52	82,274.13	0.00	0.00	575,988.58	143,997.14
214	08.02 18:45:00	0:15:00	366,575.51	91,643.88	0.00	0.00	538,509.59	134,627.40
214	08.02 19:00:00	0:15:00	427,511.58	106,877.89	0.00	0.00	477,573.53	119,393.38
214	08.02 19:15:00	0:09:00	553,768.53	83,065.28	0.00	0.00	351,316.57	52,697.49
214	08.02 19:18:36	0:01:48	596,916.36	17,907.49	0.00	0.00	308,168.74	9,245.06
221	08.09 07:19:12	0:05:24	666,036.81	59,943.31	0.00	0.00	239,048.29	21,514.35
221	08.09 07:30:00	0:12:36	580,905.71	121,990.20	0.00	0.00	324,179.39	68,077.67
221	08.09 07:45:00	0:15:00	520,731.35	130,182.84	0.00	0.00	384,353.75	96,088.44
221	08.09 08:00:00	0:15:00	465,017.30	116,254.33	0.00	0.00	440,067.80	110,016.95
221	08.09 08:15:00	0:15:00	410,859.16	102,714.79	0.00	0.00	494,225.94	123,556.49
221	08.09 08:30:00	0:15:00	365,064.84	91,266.21	0.00	0.00	540,020.26	135,005.07
221	08.09 08:45:00	0:15:00	325,844.26	81,461.07	0.00	0.00	579,240.84	144,810.21
221	08.09 09:00:00	0:15:00	295,143.69	73,785.92	0.00	0.00	609,941.41	152,485.35
221	08.09 09:15:00	0:15:00	269,065.87	67,266.47	0.00	0.00	636,019.23	159,004.81
221	08.09 09:30:00	0:15:00	247,431.10	61,857.78	0.00	0.00	657,654.00	164,413.50
221	08.09 09:45:00	0:15:00	229,945.50	57,486.38	0.00	0.00	675,139.60	168,784.90
221	08.09 10:00:00	0:15:00	214,508.13	53,627.03	0.00	0.00	690,576.97	172,644.24
221	08.09 10:15:00	0:15:00	201,975.40	50,493.85	0.00	0.00	703,109.71	175,777.43
221	08.09 10:30:00	0:15:00	189,812.27	47,453.07	0.00	0.00	715,272.83	178,818.21
221	08.09 10:45:00	0:15:00	178,072.24	44,518.06	0.00	0.00	727,012.86	181,753.22
221	08.09 11:00:00	0:15:00	165,027.45	41,256.86	0.00	0.00	740,057.65	185,014.41
221	08.09 11:15:00	0:15:00	152,103.12	38,025.78	0.00	0.00	752,981.98	188,245.49



MAY2020 1450 OWENS E AND D FOR D 39 FT EXIST UPPER ONLY PROPOSED - Mission Creek

DayNum	Date+Time	Duration	ExSF	ExSFHr	NewSF	NewSFHr	SunnySF	SunnySFHr
221	08.09 11:30:00	0:15:00	139,728.08	34,932.02	0.00	0.00	765,357.02	191,339.26
221	08.09 11:45:00	0:15:00	128,627.56	32,156.89	0.00	0.00	776,457.55	194,114.39
221	08.09 12:00:00	0:15:00	120,767.30	30,191.82	0.00	0.00	784,317.80	196,079.45
221	08.09 12:15:00	0:15:00	115,643.50	28,910.87	0.00	0.00	789,441.60	197,360.40
221	08.09 12:30:00	0:15:00	109,856.20	27,464.05	0.00	0.00	795,228.90	198,807.23
221	08.09 12:45:00	0:15:00	105,976.92	26,494.23	0.00	0.00	799,108.18	199,777.04
221	08.09 13:00:00	0:15:00	102,897.60	25,724.40	0.00	0.00	802,187.50	200,546.88
221	08.09 13:15:00	0:15:00	102,906.84	25,726.71	0.00	0.00	802,178.26	200,544.56
221	08.09 13:30:00	0:15:00	105,651.05	26,412.76	0.00	0.00	799,434.05	199,858.51
221	08.09 13:45:00	0:15:00	108,626.92	27,156.73	0.00	0.00	796,458.19	199,114.55
221	08.09 14:00:00	0:15:00	110,706.62	27,676.66	0.00	0.00	794,378.48	198,594.62
221	08.09 14:15:00	0:15:00	112,920.03	28,230.01	0.00	0.00	792,165.07	198,041.27
221	08.09 14:30:00	0:15:00	114,658.37	28,664.59	0.00	0.00	790,426.73	197,606.68
221	08.09 14:45:00	0:15:00	118,619.36	29,654.84	0.00	0.00	786,465.74	196,616.43
221	08.09 15:00:00	0:15:00	128,352.16	32,088.04	0.00	0.00	776,732.94	194,183.24
221	08.09 15:15:00	0:15:00	139,782.31	34,945.58	0.00	0.00	765,302.79	191,325.70
221	08.09 15:30:00	0:15:00	153,433.87	38,358.47	0.00	0.00	751,651.23	187,912.81
221	08.09 15:45:00	0:15:00	167,207.88	41,801.97	0.00	0.00	737,877.23	184,469.31
221	08.09 16:00:00	0:15:00	182,250.65	45,562.66	0.00	0.00	722,834.45	180,708.61
221	08.09 16:15:00	0:15:00	198,040.14	49,510.04	0.00	0.00	707,044.96	176,761.24
221	08.09 16:30:00	0:15:00	211,810.40	52,952.60	0.00	0.00	693,274.70	173,318.67
221	08.09 16:45:00	0:15:00	227,295.51	56,823.88	0.00	0.00	677,789.59	169,447.40
221	08.09 17:00:00	0:15:00	246,093.61	61,523.40	0.00	0.00	658,991.49	164,747.87
221	08.09 17:15:00	0:15:00	265,791.86	66,447.97	0.00	0.00	639,293.24	159,823.31
221	08.09 17:30:00	0:15:00	280,921.61	70,230.40	0.00	0.00	624,163.50	156,040.87
221	08.09 17:45:00	0:15:00	292,014.63	73,003.66	0.00	0.00	613,070.47	153,267.62
221	08.09 18:00:00	0:15:00	301,756.93	75,439.23	0.00	0.00	603,328.17	150,832.04
221	08.09 18:15:00	0:15:00	315,245.79	78,811.45	0.00	0.00	589,839.31	147,459.83
221	08.09 18:30:00	0:15:00	338,298.77	84,574.69	0.00	0.00	566,786.33	141,696.58
221	08.09 18:45:00	0:20:24	381,423.61	129,684.03	0.00	0.00	523,661.49	178,044.91
221	08.09 19:10:48	0:12:36	572,200.27	120,162.06	0.00	0.00	332,884.83	69,905.82
228	08.16 07:25:12	0:02:24	673,701.40	26,948.06	0.00	0.00	231,383.71	9,255.35
228	08.16 07:30:00	0:10:12	630,768.23	107,230.60	0.00	0.00	274,316.87	46,633.87
228	08.16 07:45:00	0:15:00	542,589.79	135,647.45	0.00	0.00	362,495.32	90,623.83
228	08.16 08:00:00	0:15:00	495,294.78	123,823.70	0.00	0.00	409,790.32	102,447.58
228	08.16 08:15:00	0:15:00	440,978.20	110,244.55	0.00	0.00	464,106.90	116,026.73
228	08.16 08:30:00	0:15:00	393,795.90	98,448.98	0.00	0.00	511,289.20	127,822.30
228	08.16 08:45:00	0:15:00	351,072.41	87,768.10	0.00	0.00	554,012.69	138,503.17
228	08.16 09:00:00	0:15:00	314,443.60	78,610.90	0.00	0.00	590,641.50	147,660.38
228	08.16 09:15:00	0:15:00	286,072.15	71,518.04	0.00	0.00	619,012.96	154,753.24
228	08.16 09:30:00	0:15:00	261,832.87	65,458.22	0.00	0.00	643,252.23	160,813.06
228	08.16 09:45:00	0:15:00	242,136.61	60,534.15	0.00	0.00	662,948.49	165,737.12
228	08.16 10:00:00	0:15:00	224,615.03	56,153.76	0.00	0.00	680,470.07	170,117.52
228	08.16 10:15:00	0:15:00	209,759.93	52,439.98	0.00	0.00	695,325.17	173,831.29
228	08.16 10:30:00	0:15:00	196,572.20	49,143.05	0.00	0.00	708,512.90	177,128.23
228	08.16 10:45:00	0:15:00	183,183.05	45,795.76	0.00	0.00	721,902.05	180,475.51
228	08.16 11:00:00	0:15:00	169,430.53	42,357.63	0.00	0.00	735,654.57	183,913.64
228	08.16 11:15:00	0:15:00	155,589.30	38,897.32	0.00	0.00	749,495.80	187,373.95
228	08.16 11:30:00	0:15:00	142,652.72	35,663.18	0.00	0.00	762,432.38	190,608.10
228	08.16 11:45:00	0:15:00	131,471.97	32,867.99	0.00	0.00	773,613.13	193,403.28
228	08.16 12:00:00	0:15:00	124,388.42	31,097.11	0.00	0.00	780,696.68	195,174.17
228	08.16 12:15:00	0:15:00	119,097.43	29,774.36	0.00	0.00	785,987.67	196,496.92
228	08.16 12:30:00	0:15:00	113,279.40	28,319.85	0.00	0.00	791,805.71	197,951.43
228	08.16 12:45:00	0:15:00	108,929.05	27,232.26	0.00	0.00	796,156.05	199,039.01
228	08.16 13:00:00	0:15:00	105,519.35	26,379.84	0.00	0.00	799,565.75	199,891.44
228	08.16 13:15:00	0:15:00	105,950.93	26,487.73	0.00	0.00	799,134.17	199,783.54
228	08.16 13:30:00	0:15:00	108,865.58	27,216.39	0.00	0.00	796,219.53	199,054.88
228	08.16 13:45:00	0:15:00	111,909.92	27,977.48	0.00	0.00	793,175.18	198,293.80
228	08.16 14:00:00	0:15:00	113,947.14	28,486.79	0.00	0.00	791,137.96	197,784.49
228	08.16 14:15:00	0:15:00	116,366.97	29,091.74	0.00	0.00	788,718.13	197,179.53
228	08.16 14:30:00	0:15:00	118,133.55	29,533.39	0.00	0.00	786,951.55	196,737.89
228	08.16 14:45:00	0:15:00	120,388.69	30,097.17	0.00	0.00	784,696.41	196,174.10
228	08.16 15:00:00	0:15:00	128,240.45	32,060.11	0.00	0.00	776,844.65	194,211.16



\_MAY2020 1450 OWENS E AND D FOR D 39 FT EXIST UPPER ONLY PROPOSED - Mission Creek

DayNum	Date+Time	Duration	ExSF	ExSFHr	NewSF	NewSFHr	SunnySF	SunnySFHr
228	08.16 15:15:00	0:15:00	139,580.39	34,895.10	0.00	0.00	765,504.71	191,376.18
228	08.16 15:30:00	0:15:00	153,327.16	38,331.79	0.00	0.00	751,757.94	187,939.49
228	08.16 15:45:00	0:15:00	167,353.07	41,838.27	0.00	0.00	737,732.03	184,433.01
228	08.16 16:00:00	0:15:00	182,939.14	45,734.79	0.00	0.00	722,145.96	180,536.49
228	08.16 16:15:00	0:15:00	199,172.96	49,793.24	0.00	0.00	705,912.14	176,478.04
228	08.16 16:30:00	0:15:00	213,886.36	53,471.59	0.00	0.00	691,198.74	172,799.68
228	08.16 16:45:00	0:15:00	229,777.57	57,444.39	0.00	0.00	675,307.53	168,826.88
228	08.16 17:00:00	0:15:00	249,174.94	62,293.73	0.00	0.00	655,910.17	163,977.54
228	08.16 17:15:00	0:15:00	269,019.88	67,254.97	0.00	0.00	636,065.22	159,016.30
228	08.16 17:30:00	0:15:00	284,367.29	71,091.82	0.00	0.00	620,717.81	155,179.45
228	08.16 17:45:00	0:15:00	295,069.47	73,767.37	0.00	0.00	610,015.63	152,503.91
228	08.16 18:00:00	0:15:00	306,091.28	76,522.82	0.00	0.00	598,993.82	149,748.46
228	08.16 18:15:00	0:15:00	323,216.26	80,804.07	0.00	0.00	581,868.84	145,467.21
228	08.16 18:30:00	0:15:00	352,594.33	88,148.58	0.00	0.00	552,490.77	138,122.69
228	08.16 18:45:00	0:16:12	404,150.71	109,120.69	0.00	0.00	500,934.39	135,252.28
228	08.16 19:02:23	0:08:24	548,037.46	76,725.25	0.00	0.00	357,047.64	49,986.67
235	08.23 07:31:48	0:06:36	669,963.82	73,696.02	0.00	0.00	235,121.28	25,863.34
235	08.23 07:45:00	0:13:48	575,614.22	132,391.27	0.00	0.00	329,470.88	75,778.30
235	08.23 08:00:00	0:15:00	521,080.97	130,270.24	0.00	0.00	384,004.13	96,001.03
235	08.23 08:15:00	0:15:00	468,651.67	117,162.92	0.00	0.00	436,433.43	109,108.36
235	08.23 08:30:00	0:15:00	420,211.85	105,052.96	0.00	0.00	484,873.25	121,218.31
235	08.23 08:45:00	0:15:00	376,170.36	94,042.59	0.00	0.00	528,914.74	132,228.69
235	08.23 09:00:00	0:15:00	336,433.98	84,108.50	0.00	0.00	568,651.12	142,162.78
235	08.23 09:15:00	0:15:00	303,866.37	75,966.59	0.00	0.00	601,218.73	150,304.68
235	08.23 09:30:00	0:15:00	277,134.55	69,283.64	0.00	0.00	627,950.55	156,987.64
235	08.23 09:45:00	0:15:00	254,889.01	63,722.25	0.00	0.00	650,196.09	162,549.02
235	08.23 10:00:00	0:15:00	235,596.60	58,899.15	0.00	0.00	669,488.50	167,372.13
235	08.23 10:15:00	0:15:00	219,214.34	54,803.58	0.00	0.00	685,870.77	171,467.69
235	08.23 10:30:00	0:15:00	203,043.49	50,760.87	0.00	0.00	702,041.61	175,510.40
235	08.23 10:45:00	0:15:00	188,500.02	47,125.01	0.00	0.00	716,585.08	179,146.27
235	08.23 11:00:00	0:15:00	173,466.74	43,366.69	0.00	0.00	731,618.36	182,904.59
235	08.23 11:15:00	0:15:00	158,981.26	39,745.31	0.00	0.00	746,103.85	186,525.96
235	08.23 11:30:00	0:15:00	145,455.65	36,363.91	0.00	0.00	759,629.45	189,907.36
235	08.23 11:45:00	0:15:00	135,077.85	33,769.46	0.00	0.00	770,007.25	192,501.81
235	08.23 12:00:00	0:15:00	128,294.18	32,073.55	0.00	0.00	776,790.92	194,197.73
235	08.23 12:15:00	0:15:00	122,848.25	30,712.06	0.00	0.00	782,236.85	195,559.21
235	08.23 12:30:00	0:15:00	117,087.70	29,271.92	0.00	0.00	787,997.40	196,999.35
235	08.23 12:45:00	0:15:00	112,649.39	28,162.35	0.00	0.00	792,435.72	198,108.93
235	08.23 13:00:00	0:15:00	108,642.41	27,160.60	0.00	0.00	796,442.69	199,110.67
235	08.23 13:15:00	0:15:00	109,838.71	27,459.68	0.00	0.00	795,246.40	198,811.60
235	08.23 13:30:00	0:15:00	112,591.16	28,147.79	0.00	0.00	792,493.94	198,123.49
235	08.23 13:45:00	0:15:00	115,700.22	28,925.06	0.00	0.00	789,384.88	197,346.22
235	08.23 14:00:00	0:15:00	117,814.42	29,453.61	0.00	0.00	787,270.68	196,817.67
235	08.23 14:15:00	0:15:00	120,234.75	30,058.69	0.00	0.00	784,850.35	196,212.59
235	08.23 14:30:00	0:15:00	122,029.32	30,507.33	0.00	0.00	783,055.78	195,763.95
235	08.23 14:45:00	0:15:00	123,556.24	30,889.06	0.00	0.00	781,528.87	195,382.22
235	08.23 15:00:00	0:15:00	128,912.45	32,228.11	0.00	0.00	776,172.65	194,043.16
235	08.23 15:15:00	0:15:00	139,854.53	34,963.63	0.00	0.00	765,230.57	191,307.64
235	08.23 15:30:00	0:15:00	153,564.57	38,391.14	0.00	0.00	751,520.53	187,880.13
235	08.23 15:45:00	0:15:00	168,017.07	42,004.27	0.00	0.00	737,068.03	184,267.01
235	08.23 16:00:00	0:15:00	184,184.67	46,046.17	0.00	0.00	720,900.44	180,225.11
235	08.23 16:15:00	0:15:00	200,873.81	50,218.45	0.00	0.00	704,211.29	176,052.82
235	08.23 16:30:00	0:15:00	216,648.81	54,162.20	0.00	0.00	688,436.29	172,109.07
235	08.23 16:45:00	0:15:00	233,129.29	58,282.32	0.00	0.00	671,955.81	167,988.95
235	08.23 17:00:00	0:15:00	253,399.83	63,349.96	0.00	0.00	651,685.27	162,921.32
235	08.23 17:15:00	0:15:00	272,970.88	68,242.72	0.00	0.00	632,114.22	158,028.56
235	08.23 17:30:00	0:15:00	288,721.64	72,180.41	0.00	0.00	616,363.46	154,090.87
235	08.23 17:45:00	0:15:00	299,508.28	74,877.07	0.00	0.00	605,576.82	151,394.21
235	08.23 18:00:00	0:15:00	313,957.03	78,489.26	0.00	0.00	591,128.07	147,782.02
235	08.23 18:15:00	0:15:00	334,955.04	83,738.76	0.00	0.00	570,130.06	142,532.51
235	08.23 18:30:00	0:15:00	372,305.83	93,076.46	0.00	0.00	532,779.27	133,194.82
235	08.23 18:45:00	0:11:24	444,849.98	84,521.50	0.00	0.00	460,235.12	87,444.67
235	08.23 18:52:48	0:03:36	522,897.53	31,373.85	0.00	0.00	382,187.57	22,931.25



\_MAY2020 1450 OWENS E AND D FOR D 39 FT EXIST UPPER ONLY PROPOSED - Mission Creek

DayNum	Date+Time	Duration	ExSF	ExSFHr	NewSF	NewSFHr	SunnySF	SunnySFHr
242	08.30 07:37:48	0:03:36	670,752.52	40,245.15	0.00	0.00	234,332.58	14,059.96
242	08.30 07:45:00	0:11:24	636,152.68	120,869.01	0.00	0.00	268,932.42	51,097.16
242	08.30 08:00:00	0:15:00	545,384.97	136,346.24	0.00	0.00	359,700.13	89,925.03
242	08.30 08:15:00	0:15:00	489,709.16	122,427.29	0.00	0.00	415,375.94	103,843.99
242	08.30 08:30:00	0:15:00	445,108.13	111,277.03	0.00	0.00	459,976.97	114,994.24
242	08.30 08:45:00	0:15:00	400,044.78	100,011.19	0.00	0.00	505,040.32	126,260.08
242	08.30 09:00:00	0:15:00	358,524.83	89,631.21	0.00	0.00	546,560.28	136,640.07
242	08.30 09:15:00	0:15:00	323,473.66	80,868.42	0.00	0.00	581,611.44	145,402.86
242	08.30 09:30:00	0:15:00	293,365.37	73,341.34	0.00	0.00	611,719.73	152,929.93
242	08.30 09:45:00	0:15:00	268,838.95	67,209.74	0.00	0.00	636,246.15	159,061.54
242	08.30 10:00:00	0:15:00	247,450.84	61,862.71	0.00	0.00	657,634.26	164,408.57
242	08.30 10:15:00	0:15:00	229,026.10	57,256.53	0.00	0.00	676,059.00	169,014.75
242	08.30 10:30:00	0:15:00	210,913.99	52,728.50	0.00	0.00	694,171.11	173,542.78
242	08.30 10:45:00	0:15:00	193,869.48	48,467.37	0.00	0.00	711,215.62	177,803.91
242	08.30 11:00:00	0:15:00	177,919.55	44,479.89	0.00	0.00	727,165.55	181,791.39
242	08.30 11:15:00	0:15:00	162,251.26	40,562.82	0.00	0.00	742,833.84	185,708.46
242	08.30 11:30:00	0:15:00	148,565.22	37,141.31	0.00	0.00	756,519.88	189,129.97
242	08.30 11:45:00	0:15:00	139,394.96	34,848.74	0.00	0.00	765,690.14	191,422.54
242	08.30 12:00:00	0:15:00	132,582.80	33,145.70	0.00	0.00	772,502.30	193,125.58
242	08.30 12:15:00	0:15:00	127,147.12	31,786.78	0.00	0.00	777,937.98	194,484.50
242	08.30 12:30:00	0:15:00	121,429.29	30,357.32	0.00	0.00	783,655.81	195,913.95
242	08.30 12:45:00	0:15:00	117,181.41	29,295.35	0.00	0.00	787,903.69	196,975.92
242	08.30 13:00:00	0:15:00	112,719.86	28,179.97	0.00	0.00	792,365.24	198,091.31
242	08.30 13:15:00	0:15:00	114,183.80	28,545.95	0.00	0.00	790,901.30	197,725.33
242	08.30 13:30:00	0:15:00	116,967.99	29,242.00	0.00	0.00	788,117.11	197,029.28
242	08.30 13:45:00	0:15:00	120,052.57	30,013.14	0.00	0.00	785,032.53	196,258.13
242	08.30 14:00:00	0:15:00	122,108.29	30,527.07	0.00	0.00	782,976.81	195,744.20
242	08.30 14:15:00	0:15:00	124,645.57	31,161.39	0.00	0.00	780,439.53	195,109.88
242	08.30 14:30:00	0:15:00	126,050.79	31,512.70	0.00	0.00	779,034.32	194,758.58
242	08.30 14:45:00	0:15:00	127,209.60	31,802.40	0.00	0.00	777,875.51	194,468.88
242	08.30 15:00:00	0:15:00	129,933.81	32,483.45	0.00	0.00	775,151.29	193,787.82
242	08.30 15:15:00	0:15:00	140,316.61	35,079.15	0.00	0.00	764,768.49	191,192.12
242	08.30 15:30:00	0:15:00	153,902.19	38,475.55	0.00	0.00	751,182.91	187,795.73
242	08.30 15:45:00	0:15:00	169,004.69	42,251.17	0.00	0.00	736,080.41	184,020.10
242	08.30 16:00:00	0:15:00	185,242.76	46,310.69	0.00	0.00	719,842.34	179,960.59
242	08.30 16:15:00	0:15:00	203,246.16	50,811.54	0.00	0.00	701,838.94	175,459.74
242	08.30 16:30:00	0:15:00	219,857.34	54,964.34	0.00	0.00	685,227.76	171,306.94
242	08.30 16:45:00	0:15:00	237,010.56	59,252.64	0.00	0.00	668,074.54	167,018.63
242	08.30 17:00:00	0:15:00	258,221.49	64,555.37	0.00	0.00	646,863.61	161,715.90
242	08.30 17:15:00	0:15:00	278,038.45	69,509.61	0.00	0.00	627,046.65	156,761.66
242	08.30 17:30:00	0:15:00	294,373.99	73,593.50	0.00	0.00	610,711.11	152,677.78
242	08.30 17:45:00	0:15:00	306,597.34	76,649.33	0.00	0.00	598,487.77	149,621.94
242	08.30 18:00:00	0:15:00	325,610.35	81,402.59	0.00	0.00	579,474.75	144,868.69
242	08.30 18:15:00	0:15:00	350,678.81	87,669.70	0.00	0.00	554,406.29	138,601.57
242	08.30 18:30:00	0:13:48	400,259.45	92,059.67	0.00	0.00	504,825.66	116,109.90
242	08.30 18:42:36	0:06:36	496,554.55	54,621.00	0.00	0.00	408,530.55	44,938.36
249	09.06 07:44:24	0:07:48	687,063.81	89,318.30	0.00	0.00	218,021.29	28,342.77
249	09.06 08:00:00	0:15:00	589,068.35	147,267.09	0.00	0.00	316,016.75	79,004.19
249	09.06 08:15:00	0:15:00	509,120.02	127,280.01	0.00	0.00	395,965.08	98,991.27
249	09.06 08:30:00	0:15:00	463,567.36	115,891.84	0.00	0.00	441,517.75	110,379.44
249	09.06 08:45:00	0:15:00	423,223.96	105,805.99	0.00	0.00	481,861.14	120,465.29
249	09.06 09:00:00	0:15:00	380,168.34	95,042.09	0.00	0.00	524,916.76	131,229.19
249	09.06 09:15:00	0:15:00	343,344.60	85,836.15	0.00	0.00	561,740.50	140,435.13
249	09.06 09:30:00	0:15:00	311,053.14	77,763.29	0.00	0.00	594,031.96	148,507.99
249	09.06 09:45:00	0:15:00	283,859.74	70,964.93	0.00	0.00	621,225.36	155,306.34
249	09.06 10:00:00	0:15:00	259,926.84	64,981.71	0.00	0.00	645,158.26	161,289.56
249	09.06 10:15:00	0:15:00	239,377.16	59,844.29	0.00	0.00	665,707.94	166,426.98
249	09.06 10:30:00	0:15:00	219,527.47	54,881.87	0.00	0.00	685,557.63	171,389.41
249	09.06 10:45:00	0:15:00	200,766.11	50,191.53	0.00	0.00	704,319.00	176,079.75
249	09.06 11:00:00	0:15:00	182,199.17	45,549.79	0.00	0.00	722,885.93	180,721.48
249	09.06 11:15:00	0:15:00	166,236.74	41,559.19	0.00	0.00	738,848.36	184,712.09
249	09.06 11:30:00	0:15:00	153,542.33	38,385.58	0.00	0.00	751,542.78	187,885.69
249	09.06 11:45:00	0:15:00	144,324.83	36,081.21	0.00	0.00	760,760.27	190,190.07



## MAY2020 1450 OWENS E AND D FOR D 39 FT EXIST UPPER ONLY PROPOSED - Mission Creek

DayNum	Date+Time	Duration	ExSF	ExSFHr	NewSF	NewSFHr	SunnySF	SunnySFHr
249	09.06 12:00:00	0:15:00	137,266.27	34,316.57	0.00	0.00	767,818.83	191,954.71
249	09.06 12:15:00	0:15:00	131,996.02	32,999.01	0.00	0.00	773,089.08	193,272.27
249	09.06 12:30:00	0:15:00	126,538.85	31,634.71	0.00	0.00	778,546.25	194,636.56
249	09.06 12:45:00	0:15:00	122,244.73	30,561.18	0.00	0.00	782,840.37	195,710.09
249	09.06 13:00:00	0:15:00	118,135.80	29,533.95	0.00	0.00	786,949.30	196,737.33
249	09.06 13:15:00	0:15:00	119,453.30	29,863.32	0.00	0.00	785,631.80	196,407.95
249	09.06 13:30:00	0:15:00	121,849.63	30,462.41	0.00	0.00	783,235.47	195,808.87
249	09.06 13:45:00	0:15:00	124,779.77	31,194.94	0.00	0.00	780,305.33	195,076.33
249	09.06 14:00:00	0:15:00	126,889.47	31,722.37	0.00	0.00	778,195.63	194,548.91
249	09.06 14:15:00	0:15:00	129,240.57	32,310.14	0.00	0.00	775,844.53	193,961.13
249	09.06 14:30:00	0:15:00	130,128.48	32,532.12	0.00	0.00	774,956.62	193,739.15
249	09.06 14:45:00	0:15:00	131,357.02	32,839.25	0.00	0.00	773,728.08	193,432.02
249	09.06 15:00:00	0:15:00	132,688.76	33,172.19	0.00	0.00	772,396.34	193,099.09
249	09.06 15:15:00	0:15:00	141,114.55	35,278.64	0.00	0.00	763,970.55	190,992.64
249	09.06 15:30:00	0:15:00	154,540.45	38,635.11	0.00	0.00	750,544.66	187,636.16
249	09.06 15:45:00	0:15:00	169,850.12	42,462.53	0.00	0.00	735,234.98	183,808.75
249	09.06 16:00:00	0:15:00	186,678.72	46,669.68	0.00	0.00	718,406.39	179,601.60
249	09.06 16:15:00	0:15:00	205,855.42	51,463.86	0.00	0.00	699,229.68	174,807.42
249	09.06 16:30:00	0:15:00	223,502.45	55,875.61	0.00	0.00	681,582.65	170,395.66
249	09.06 16:45:00	0:15:00	241,572.33	60,393.08	0.00	0.00	663,512.77	165,878.19
249	09.06 17:00:00	0:15:00	264,007.29	66,001.82	0.00	0.00	641,077.81	160,269.45
249	09.06 17:15:00	0:15:00	285,034.29	71,258.57	0.00	0.00	620,050.81	155,012.70
249	09.06 17:30:00	0:15:00	302,203.01	75,550.75	0.00	0.00	602,882.09	150,720.52
249	09.06 17:45:00	0:15:00	317,764.84	79,441.21	0.00	0.00	587,320.27	146,830.07
249	09.06 18:00:00	0:15:00	338,190.31	84,547.58	0.00	0.00	566,894.79	141,723.70
249	09.06 18:15:00	0:16:12	371,847.51	100,398.83	0.00	0.00	533,237.59	143,974.15
249	09.06 18:31:48	0:08:24	469,883.95	65,783.75	0.00	0.00	435,201.15	60,928.16
256	09.13 07:50:24	0:04:48	688,272.85	55,061.83	0.00	0.00	216,812.25	17,344.98
256	09.13 08:00:00	0:12:36	644,688.44	135,384.57	0.00	0.00	260,396.67	54,683.30
256	09.13 08:15:00	0:15:00	543,380.49	135,845.12	0.00	0.00	361,704.62	90,426.15
256	09.13 08:30:00	0:15:00	480,324.73	120,081.18	0.00	0.00	424,760.37	106,190.09
256	09.13 08:45:00	0:15:00	440,396.67	110,099.17	0.00	0.00	464,688.43	116,172.11
256	09.13 09:00:00	0:15:00	402,850.71	100,712.68	0.00	0.00	502,234.39	125,558.60
256	09.13 09:15:00	0:15:00	361,247.04	90,311.76	0.00	0.00	543,838.06	135,959.52
256	09.13 09:30:00	0:15:00	327,847.25	81,961.81	0.00	0.00	577,237.85	144,309.46
256	09.13 09:45:00	0:15:00	299,293.11	74,823.28	0.00	0.00	605,791.99	151,448.00
256	09.13 10:00:00	0:15:00	272,680.74	68,170.19	0.00	0.00	632,404.36	158,101.09
256	09.13 10:15:00	0:15:00	250,280.01	62,570.00	0.00	0.00	654,805.09	163,701.27
256	09.13 10:30:00	0:15:00	228,688.48	57,172.12	0.00	0.00	676,396.62	169,099.16
256	09.13 10:45:00	0:15:00	208,493.67	52,123.42	0.00	0.00	696,591.44	174,147.86
256	09.13 11:00:00	0:15:00	188,350.58	47,087.65	0.00	0.00	716,734.52	179,183.63
256	09.13 11:15:00	0:15:00	171,388.53	42,847.13	0.00	0.00	733,696.57	183,424.14
256	09.13 11:30:00	0:15:00	159,860.92	39,965.23	0.00	0.00	745,224.18	186,306.05
256	09.13 11:45:00	0:15:00	150,164.61	37,541.15	0.00	0.00	754,920.49	188,730.12
256	09.13 12:00:00	0:15:00	142,719.69	35,679.92	0.00	0.00	762,365.41	190,591.35
256	09.13 12:15:00	0:15:00	137,587.40	34,396.85	0.00	0.00	767,497.70	191,874.43
256	09.13 12:30:00	0:15:00	132,270.67	33,067.67	0.00	0.00	772,814.43	193,203.61
256	09.13 12:45:00	0:15:00	127,959.56	31,989.89	0.00	0.00	777,125.54	194,281.39
256	09.13 13:00:00	0:15:00	124,290.46	31,072.61	0.00	0.00	780,794.65	195,198.66
256	09.13 13:15:00	0:15:00	125,863.61	31,465.90	0.00	0.00	779,221.49	194,805.37
256	09.13 13:30:00	0:15:00	127,249.58	31,812.40	0.00	0.00	777,835.52	194,458.88
256	09.13 13:45:00	0:15:00	129,936.31	32,484.08	0.00	0.00	775,148.79	193,787.20
256	09.13 14:00:00	0:15:00	131,968.53	32,992.13	0.00	0.00	773,116.57	193,279.14
256	09.13 14:15:00	0:15:00	133,761.85	33,440.46	0.00	0.00	771,323.25	192,830.81
256	09.13 14:30:00	0:15:00	134,459.34	33,614.83	0.00	0.00	770,625.76	192,656.44
256	09.13 14:45:00	0:15:00	135,909.28	33,977.32	0.00	0.00	769,175.82	192,293.95
256	09.13 15:00:00	0:15:00	137,085.59	34,271.40	0.00	0.00	767,999.51	191,999.88
256	09.13 15:15:00	0:15:00	142,397.82	35,599.45	0.00	0.00	762,687.29	190,671.82
256	09.13 15:30:00	0:15:00	155,091.99	38,773.00	0.00	0.00	749,993.12	187,498.28
256	09.13 15:45:00	0:15:00	170,286.95	42,571.74	0.00	0.00	734,798.15	183,699.54
256	09.13 16:00:00	0:15:00	188,431.80	47,107.95	0.00	0.00	716,653.30	179,163.33
256	09.13 16:15:00	0:15:00	208,750.82	52,187.70	0.00	0.00	696,334.28	174,083.57
256	09.13 16:30:00	0:15:00	227,792.57	56,948.14	0.00	0.00	677,292.53	169,323.13



\_MAY2020 1450 OWENS E AND D FOR D 39 FT EXIST UPPER ONLY PROPOSED - Mission Creek

DayNum	Date+Time	Duration	ExSF	ExSFHr	NewSF	NewSFHr	SunnySF	SunnySFHr
256	09.13 16:45:00	0:15:00	246,081.36	61,520.34	0.00	0.00	659,003.74	164,750.94
256	09.13 17:00:00	0:15:00	271,144.58	67,786.14	0.00	0.00	633,940.53	158,485.13
256	09.13 17:15:00	0:15:00	294,507.69	73,626.92	0.00	0.00	610,577.42	152,644.35
256	09.13 17:30:00	0:15:00	312,554.07	78,138.52	0.00	0.00	592,531.03	148,132.76
256	09.13 17:45:00	0:15:00	329,986.44	82,496.61	0.00	0.00	575,098.67	143,774.67
256	09.13 18:00:00	0:15:00	352,725.53	88,181.38	0.00	0.00	552,359.57	138,089.89
256	09.13 18:15:00	0:10:48	405,955.53	73,072.00	0.00	0.00	499,129.57	89,843.32
256	09.13 18:21:00	0:03:00	444,953.19	22,247.66	0.00	0.00	460,131.91	23,006.60
263	09.20 07:57:00	0:01:12	680,294.64	13,605.89	0.00	0.00	224,790.46	4,495.81
263	09.20 08:00:00	0:09:00	664,312.72	99,646.91	0.00	0.00	240,772.38	36,115.86
263	09.20 08:15:00	0:15:00	591,556.90	147,889.23	0.00	0.00	313,528.20	78,382.05
263	09.20 08:30:00	0:15:00	504,857.64	126,214.41	0.00	0.00	400,227.46	100,056.86
263	09.20 08:45:00	0:15:00	456,606.75	114,151.69	0.00	0.00	448,478.35	112,119.59
263	09.20 09:00:00	0:15:00	416,998.33	104,249.58	0.00	0.00	488,086.78	122,021.69
263	09.20 09:15:00	0:15:00	381,805.72	95,451.43	0.00	0.00	523,279.38	130,819.85
263	09.20 09:30:00	0:15:00	343,439.32	85,859.83	0.00	0.00	561,645.79	140,411.45
263	09.20 09:45:00	0:15:00	313,516.70	78,379.18	0.00	0.00	591,568.40	147,892.10
263	09.20 10:00:00	0:15:00	285,997.17	71,499.29	0.00	0.00	619,087.93	154,771.98
263	09.20 10:15:00	0:15:00	261,412.28	65,353.07	0.00	0.00	643,672.82	160,918.21
263	09.20 10:30:00	0:15:00	238,180.37	59,545.09	0.00	0.00	666,904.73	166,726.18
263	09.20 10:45:00	0:15:00	216,890.97	54,222.74	0.00	0.00	688,194.13	172,048.53
263	09.20 11:00:00	0:15:00	195,719.28	48,929.82	0.00	0.00	709,365.83	177,341.46
263	09.20 11:15:00	0:15:00	180,735.23	45,183.81	0.00	0.00	724,349.87	181,087.47
263	09.20 11:30:00	0:15:00	167,140.40	41,785.10	0.00	0.00	737,944.70	184,486.18
263	09.20 11:45:00	0:15:00	157,597.03	39,399.26	0.00	0.00	747,488.07	186,872.02
263	09.20 12:00:00	0:15:00	149,423.89	37,355.97	0.00	0.00	755,661.21	188,915.30
263	09.20 12:15:00	0:15:00	144,244.11	36,061.03	0.00	0.00	760,840.99	190,210.25
263	09.20 12:30:00	0:15:00	138,831.92	34,707.98	0.00	0.00	766,253.18	191,563.30
263	09.20 12:45:00	0:15:00	134,477.33	33,619.33	0.00	0.00	770,607.77	192,651.94
263	09.20 13:00:00	0:15:00	131,246.06	32,811.52	0.00	0.00	773,839.04	193,459.76
263	09.20 13:15:00	0:15:00	133,027.38	33,256.85	0.00	0.00	772,057.72	193,014.43
263	09.20 13:30:00	0:15:00	133,643.65	33,410.91	0.00	0.00	771,441.45	192,860.36
263	09.20 13:45:00	0:15:00	135,447.21	33,861.80	0.00	0.00	769,637.89	192,409.47
263	09.20 14:00:00	0:15:00	137,043.85	34,260.96	0.00	0.00	768,041.25	192,010.31
263	09.20 14:15:00	0:15:00	138,392.84	34,598.21	0.00	0.00	766,692.26	191,673.07
263	09.20 14:30:00	0:15:00	139,205.03	34,801.26	0.00	0.00	765,880.07	191,470.02
263	09.20 14:45:00	0:15:00	140,821.17	35,205.29	0.00	0.00	764,263.94	191,065.98
263	09.20 15:00:00	0:15:00	141,881.76	35,470.44	0.00	0.00	763,203.34	190,800.84
263	09.20 15:15:00	0:15:00	144,030.44	36,007.61	0.00	0.00	761,054.66	190,263.66
263	09.20 15:30:00	0:15:00	155,539.32	38,884.83	0.00	0.00	749,545.79	187,386.45
263	09.20 15:45:00	0:15:00	170,919.46	42,729.87	0.00	0.00	734,165.64	183,541.41
263	09.20 16:00:00	0:15:00	190,331.08	47,582.77	0.00	0.00	714,754.02	178,688.51
263	09.20 16:15:00	0:15:00	211,832.89	52,958.22	0.00	0.00	693,252.21	173,313.05
263	09.20 16:30:00	0:15:00	231,674.34	57,918.59	0.00	0.00	673,410.76	168,352.69
263	09.20 16:45:00	0:15:00	251,853.42	62,963.35	0.00	0.00	653,231.69	163,307.92
263	09.20 17:00:00	0:15:00	281,103.79	70,275.95	0.00	0.00	623,981.32	155,995.33
263	09.20 17:15:00	0:15:00	305,913.10	76,478.27	0.00	0.00	599,172.01	149,793.00
263	09.20 17:30:00	0:15:00	322,945.36	80,736.34	0.00	0.00	582,139.74	145,534.93
263	09.20 17:45:00	0:15:00	342,661.61	85,665.40	0.00	0.00	562,423.49	140,605.87
263	09.20 18:00:00	0:12:36	377,314.68	79,236.08	0.00	0.00	527,770.43	110,831.79
263	09.20 18:09:36	0:04:48	424,149.60	33,931.97	0.00	0.00	480,935.50	38,474.84
270	09.27 08:03:00	0:06:00	674,350.90	67,435.09	0.00	0.00	230,734.20	23,073.42
270	09.27 08:15:00	0:13:12	625,291.57	137,564.15	0.00	0.00	279,793.53	61,554.58
270	09.27 08:30:00	0:15:00	543,738.10	135,934.53	0.00	0.00	361,347.00	90,336.75
270	09.27 08:45:00	0:15:00	475,559.04	118,889.76	0.00	0.00	429,526.06	107,381.52
270	09.27 09:00:00	0:15:00	432,361.23	108,090.31	0.00	0.00	472,723.87	118,180.97
270	09.27 09:15:00	0:15:00	394,627.84	98,656.96	0.00	0.00	510,457.26	127,614.32
270	09.27 09:30:00	0:15:00	360,586.79	90,146.70	0.00	0.00	544,498.31	136,124.58
270	09.27 09:45:00	0:15:00	325,960.47	81,490.12	0.00	0.00	579,124.63	144,781.16
270	09.27 10:00:00	0:15:00	298,861.53	74,715.38	0.00	0.00	606,223.57	151,555.89
270	09.27 10:15:00	0:15:00	273,242.53	68,310.63	0.00	0.00	631,842.57	157,960.64
270	09.27 10:30:00	0:15:00	248,262.78	62,065.70	0.00	0.00	656,822.32	164,205.58
270	09.27 10:45:00	0:15:00	226,080.47	56,520.12	0.00	0.00	679,004.63	169,751.16



## MAY2020 1450 OWENS E AND D FOR D 39 FT EXIST UPPER ONLY PROPOSED - Mission Creek

DayNum	Date+Time	Duration	ExSF	ExSFHr	NewSF	NewSFHr	SunnySF	SunnySFHr
270	09.27 11:00:00	0:15:00	206,831.30	51,707.82	0.00	0.00	698,253.80	174,563.45
270	09.27 11:15:00	0:15:00	191,787.27	47,946.82	0.00	0.00	713,297.83	178,324.46
270	09.27 11:30:00	0:15:00	177,859.82	44,464.96	0.00	0.00	727,225.28	181,806.32
270	09.27 11:45:00	0:15:00	166,235.50	41,558.87	0.00	0.00	738,849.61	184,712.40
270	09.27 12:00:00	0:15:00	157,860.18	39,465.05	0.00	0.00	747,224.92	186,806.23
270	09.27 12:15:00	0:15:00	152,098.87	38,024.72	0.00	0.00	752,986.23	188,246.56
270	09.27 12:30:00	0:15:00	146,267.84	36,566.96	0.00	0.00	758,817.26	189,704.31
270	09.27 12:45:00	0:15:00	141,707.83	35,426.96	0.00	0.00	763,377.27	190,844.32
270	09.27 13:00:00	0:15:00	139,601.38	34,900.35	0.00	0.00	765,483.72	191,370.93
270	09.27 13:15:00	0:15:00	140,874.90	35,218.72	0.00	0.00	764,210.21	191,052.55
270	09.27 13:30:00	0:15:00	141,029.09	35,257.27	0.00	0.00	764,056.01	191,014.00
270	09.27 13:45:00	0:15:00	141,628.86	35,407.21	0.00	0.00	763,456.24	190,864.06
270	09.27 14:00:00	0:15:00	142,255.87	35,563.97	0.00	0.00	762,829.23	190,707.31
270	09.27 14:15:00	0:15:00	143,384.69	35,846.17	0.00	0.00	761,700.41	190,425.10
270	09.27 14:30:00	0:15:00	144,337.58	36,084.39	0.00	0.00	760,747.52	190,186.88
270	09.27 14:45:00	0:15:00	146,104.16	36,526.04	0.00	0.00	758,980.95	189,745.24
270	09.27 15:00:00	0:15:00	146,932.59	36,733.15	0.00	0.00	758,152.51	189,538.13
270	09.27 15:15:00	0:15:00	147,881.23	36,970.31	0.00	0.00	757,203.87	189,300.97
270	09.27 15:30:00	0:15:00	155,881.44	38,970.36	0.00	0.00	749,203.67	187,300.92
270	09.27 15:45:00	0:15:00	171,987.06	42,996.76	0.00	0.00	733,098.04	183,274.51
270	09.27 16:00:00	0:15:00	192,142.39	48,035.60	0.00	0.00	712,942.71	178,235.68
270	09.27 16:15:00	0:15:00	214,123.52	53,530.88	0.00	0.00	690,961.58	172,740.39
270	09.27 16:30:00	0:15:00	236,063.42	59,015.86	0.00	0.00	669,021.68	167,255.42
270	09.27 16:45:00	0:15:00	260,169.25	65,042.31	0.00	0.00	644,915.85	161,228.96
270	09.27 17:00:00	0:15:00	292,456.97	73,114.24	0.00	0.00	612,628.14	153,157.03
270	09.27 17:15:00	0:15:00	317,769.08	79,442.27	0.00	0.00	587,316.02	146,829.00
270	09.27 17:30:00	0:15:00	333,323.92	83,330.98	0.00	0.00	571,761.19	142,940.30
270	09.27 17:45:00	0:13:48	359,071.87	82,586.53	0.00	0.00	546,013.23	125,583.04
270	09.27 17:58:11	0:06:36	408,984.88	44,988.34	0.00	0.00	496,100.23	54,571.03
277	10.04 08:09:36	0:02:24	673,538.46	26,941.54	0.00	0.00	231,546.64	9,261.87
277	10.04 08:15:00	0:10:12	641,617.85	109,075.04	0.00	0.00	263,467.25	44,789.43
277	10.04 08:30:00	0:15:00	588,327.13	147,081.78	0.00	0.00	316,757.97	79,189.49
277	10.04 08:45:00	0:15:00	508,636.96	127,159.24	0.00	0.00	396,448.15	99,112.04
277	10.04 09:00:00	0:15:00	447,125.11	111,781.28	0.00	0.00	457,959.99	114,490.00
277	10.04 09:15:00	0:15:00	408,300.39	102,075.10	0.00	0.00	496,784.72	124,196.18
277	10.04 09:30:00	0:15:00	373,471.14	93,367.79	0.00	0.00	531,613.96	132,903.49
277	10.04 09:45:00	0:15:00	340,817.06	85,204.27	0.00	0.00	564,268.04	141,067.01
277	10.04 10:00:00	0:15:00	310,416.13	77,604.03	0.00	0.00	594,668.97	148,667.24
277	10.04 10:15:00	0:15:00	285,247.96	71,311.99	0.00	0.00	619,837.14	154,959.29
277	10.04 10:30:00	0:15:00	260,150.26	65,037.57	0.00	0.00	644,934.84	161,233.71
277	10.04 10:45:00	0:15:00	237,739.79	59,434.95	0.00	0.00	667,345.31	166,836.33
277	10.04 11:00:00	0:15:00	220,618.80	55,154.70	0.00	0.00	684,466.30	171,116.58
277	10.04 11:15:00	0:15:00	205,594.02	51,398.51	0.00	0.00	699,491.08	174,872.77
277	10.04 11:30:00	0:15:00	190,593.48	47,648.37	0.00	0.00	714,491.62	178,622.91
277	10.04 11:45:00	0:15:00	178,384.37	44,596.09	0.00	0.00	726,700.73	181,675.18
277	10.04 12:00:00	0:15:00	167,953.59	41,988.40	0.00	0.00	737,131.51	184,282.88
277	10.04 12:15:00	0:15:00	161,774.94	40,443.74	0.00	0.00	743,310.16	185,827.54
277	10.04 12:30:00	0:15:00	154,737.12	38,684.28	0.00	0.00	750,347.98	187,587.00
277	10.04 12:45:00	0:15:00	150,139.87	37,534.97	0.00	0.00	754,945.23	188,736.31
277	10.04 13:00:00	0:15:00	148,346.80	37,086.70	0.00	0.00	756,738.30	189,184.58
277	10.04 13:15:00	0:15:00	149,439.39	37,359.85	0.00	0.00	755,645.71	188,911.43
277	10.04 13:30:00	0:15:00	149,034.29	37,258.57	0.00	0.00	756,050.81	189,012.70
277	10.04 13:45:00	0:15:00	148,882.10	37,220.52	0.00	0.00	756,203.00	189,050.75
277	10.04 14:00:00	0:15:00	147,783.02	36,945.75	0.00	0.00	757,302.08	189,325.52
277	10.04 14:15:00	0:15:00	148,773.89	37,193.47	0.00	0.00	756,311.21	189,077.80
277	10.04 14:30:00	0:15:00	149,924.95	37,481.24	0.00	0.00	755,160.15	188,790.04
277	10.04 14:45:00	0:15:00	151,526.59	37,881.65	0.00	0.00	753,558.51	188,389.63
277	10.04 15:00:00	0:15:00	152,066.64	38,016.66	0.00	0.00	753,018.46	188,254.62
277	10.04 15:15:00	0:15:00	152,391.26	38,097.82	0.00	0.00	752,693.84	188,173.46
277	10.04 15:30:00	0:15:00	156,810.58	39,202.65	0.00	0.00	748,274.52	187,068.63
277	10.04 15:45:00	0:15:00	172,146.25	43,036.56	0.00	0.00	732,938.86	183,234.71
277	10.04 16:00:00	0:15:00	192,536.49	48,134.12	0.00	0.00	712,548.61	178,137.15
277	10.04 16:15:00	0:15:00	216,482.88	54,120.72	0.00	0.00	688,602.23	172,150.56





MAY2020 1450 OWENS E AND D FOR D 39 FT EXIST UPPER ONLY PROPOSED - Mission Creek

DayNum	Date+Time	Duration	ExSF	ExSFHr	NewSF	NewSFHr	SunnySF	SunnySFHr
277	10.04 16:30:00	0:15:00	241,868.72	60,467.18	0.00	0.00	663,216.39	165,804.10
277	10.04 16:45:00	0:15:00	269,029.63	67,257.41	0.00	0.00	636,055.47	159,013.87
277	10.04 17:00:00	0:15:00	304,084.04	76,021.01	0.00	0.00	601,001.06	150,250.27
277	10.04 17:15:00	0:15:00	327,382.18	81,845.54	0.00	0.00	577,702.92	144,425.73
277	10.04 17:30:00	0:16:12	345,245.63	93,216.32	0.00	0.00	559,839.47	151,156.66
277	10.04 17:47:23	0:08:24	395,811.64	55,413.63	0.00	0.00	509,273.46	71,298.29
284	10.11 08:16:11	0:07:12	664,756.05	79,770.73	0.00	0.00	240,329.05	28,839.49
284	10.11 08:30:00	0:14:24	607,303.91	145,752.94	0.00	0.00	297,781.19	71,467.49
284	10.11 08:45:00	0:15:00	554,685.93	138,671.48	0.00	0.00	350,399.17	87,599.79
284	10.11 09:00:00	0:15:00	474,719.36	118,679.84	0.00	0.00	430,365.74	107,591.44
284	10.11 09:15:00	0:15:00	423,287.18	105,821.80	0.00	0.00	481,797.92	120,449.48
284	10.11 09:30:00	0:15:00	384,738.85	96,184.71	0.00	0.00	520,346.25	130,086.56
284	10.11 09:45:00	0:15:00	353,950.07	88,487.52	0.00	0.00	551,135.03	137,783.76
284	10.11 10:00:00	0:15:00	323,555.63	80,888.91	0.00	0.00	581,529.47	145,382.37
284	10.11 10:15:00	0:15:00	296,653.87	74,163.47	0.00	0.00	608,431.23	152,107.81
284	10.11 10:30:00	0:15:00	272,444.08	68,111.02	0.00	0.00	632,641.02	158,160.26
284	10.11 10:45:00	0:15:00	254,444.68	63,611.17	0.00	0.00	650,640.42	162,660.11
284	10.11 11:00:00	0:15:00	236,227.36	59,056.84	0.00	0.00	668,857.74	167,214.44
284	10.11 11:15:00	0:15:00	221,120.11	55,280.03	0.00	0.00	683,964.99	170,991.25
284	10.11 11:30:00	0:15:00	205,575.78	51,393.94	0.00	0.00	699,509.33	174,877.33
284	10.11 11:45:00	0:15:00	192,878.61	48,219.65	0.00	0.00	712,206.49	178,051.62
284	10.11 12:00:00	0:15:00	181,432.96	45,358.24	0.00	0.00	723,652.14	180,913.04
284	10.11 12:15:00	0:15:00	172,900.71	43,225.18	0.00	0.00	732,184.39	183,046.10
284	10.11 12:30:00	0:15:00	164,913.50	41,228.37	0.00	0.00	740,171.60	185,042.90
284	10.11 12:45:00	0:15:00	159,662.00	39,915.50	0.00	0.00	745,423.10	186,355.78
284	10.11 13:00:00	0:15:00	158,018.87	39,504.72	0.00	0.00	747,066.23	186,766.56
284	10.11 13:15:00	0:15:00	158,552.67	39,638.17	0.00	0.00	746,532.43	186,633.11
284	10.11 13:30:00	0:15:00	157,608.28	39,402.07	0.00	0.00	747,476.82	186,869.21
284	10.11 13:45:00	0:15:00	156,728.86	39,182.22	0.00	0.00	748,356.24	187,089.06
284	10.11 14:00:00	0:15:00	154,625.16	38,656.29	0.00	0.00	750,459.94	187,614.98
284	10.11 14:15:00	0:15:00	154,622.91	38,655.73	0.00	0.00	750,462.19	187,615.55
284	10.11 14:30:00	0:15:00	155,650.77	38,912.69	0.00	0.00	749,434.33	187,358.58
284	10.11 14:45:00	0:15:00	156,975.52	39,243.88	0.00	0.00	748,109.58	187,027.40
284	10.11 15:00:00	0:15:00	157,300.40	39,325.10	0.00	0.00	747,784.71	186,946.18
284	10.11 15:15:00	0:15:00	157,159.70	39,289.93	0.00	0.00	747,925.40	186,981.35
284	10.11 15:30:00	0:15:00	157,957.65	39,489.41	0.00	0.00	747,127.46	186,781.86
284	10.11 15:45:00	0:15:00	171,503.24	42,875.81	0.00	0.00	733,581.86	183,395.47
284	10.11 16:00:00	0:15:00	193,133.76	48,283.44	0.00	0.00	711,951.34	177,987.84
284	10.11 16:15:00	0:15:00	219,259.57	54,814.89	0.00	0.00	685,825.53	171,456.38
284	10.11 16:30:00	0:15:00	246,780.35	61,695.09	0.00	0.00	658,304.75	164,576.19
284	10.11 16:45:00	0:15:00	277,839.53	69,459.88	0.00	0.00	627,245.57	156,811.39
284	10.11 17:00:00	0:15:00	316,171.94	79,042.99	0.00	0.00	588,913.16	147,228.29
284	10.11 17:15:00	0:15:00	335,551.07	83,887.77	0.00	0.00	569,534.03	142,383.51
284	10.11 17:30:00	0:11:24	363,266.77	69,020.69	0.00	0.00	541,818.33	102,945.48
284	10.11 17:37:12	0:03:36	384,918.28	23,095.10	0.00	0.00	520,166.82	31,210.01
291	10.18 08:22:48	0:03:36	659,185.17	39,551.11	0.00	0.00	245,899.93	14,754.00
291	10.18 08:30:00	0:10:48	629,201.83	113,256.33	0.00	0.00	275,883.27	49,658.99
291	10.18 08:45:00	0:15:00	588,606.28	147,151.57	0.00	0.00	316,478.83	79,119.71
291	10.18 09:00:00	0:15:00	516,931.05	129,232.76	0.00	0.00	388,154.05	97,038.51
291	10.18 09:15:00	0:15:00	444,900.71	111,225.18	0.00	0.00	460,184.39	115,046.10
291	10.18 09:30:00	0:15:00	399,448.25	99,862.06	0.00	0.00	505,636.85	126,409.21
291	10.18 09:45:00	0:15:00	366,358.84	91,589.71	0.00	0.00	538,726.26	134,681.56
291	10.18 10:00:00	0:15:00	338,285.78	84,571.44	0.00	0.00	566,799.32	141,699.83
291	10.18 10:15:00	0:15:00	309,464.99	77,366.25	0.00	0.00	595,620.11	148,905.03
291	10.18 10:30:00	0:15:00	287,234.20	71,808.55	0.00	0.00	617,850.90	154,462.72
291	10.18 10:45:00	0:15:00	272,106.71	68,026.68	0.00	0.00	632,978.39	158,244.60
291	10.18 11:00:00	0:15:00	254,739.07	63,684.77	0.00	0.00	650,346.03	162,586.51
291	10.18 11:15:00	0:15:00	238,465.01	59,616.25	0.00	0.00	666,620.09	166,655.02
291	10.18 11:30:00	0:15:00	221,658.66	55,414.66	0.00	0.00	683,426.45	170,856.61
291	10.18 11:45:00	0:15:00	208,777.81	52,194.45	0.00	0.00	696,307.29	174,076.82
291	10.18 12:00:00	0:15:00	196,803.36	49,200.84	0.00	0.00	708,281.74	177,070.43
291	10.18 12:15:00	0:15:00	186,926.12	46,731.53	0.00	0.00	718,158.98	179,539.75
291	10.18 12:30:00	0:15:00	176,645.78	44,161.45	0.00	0.00	728,439.32	182,109.83



\_MAY2020 1450 OWENS E AND D FOR D 39 FT EXIST UPPER ONLY PROPOSED - Mission Creek

DayNum	Date+Time	Duration	ExSF	ExSFHr	NewSF	NewSFHr	SunnySF	SunnySFHr
291	10.18 12:45:00	0:15:00	170,854.24	42,713.56	0.00	0.00	734,230.86	183,557.72
291	10.18 13:00:00	0:15:00	168,292.21	42,073.05	0.00	0.00	736,792.89	184,198.22
291	10.18 13:15:00	0:15:00	168,301.96	42,075.49	0.00	0.00	736,783.14	184,195.79
291	10.18 13:30:00	0:15:00	166,608.60	41,652.15	0.00	0.00	738,476.50	184,619.12
291	10.18 13:45:00	0:15:00	165,192.89	41,298.22	0.00	0.00	739,892.21	184,973.05
291	10.18 14:00:00	0:15:00	162,729.33	40,682.33	0.00	0.00	742,355.77	185,588.94
291	10.18 14:15:00	0:15:00	161,574.77	40,393.69	0.00	0.00	743,510.33	185,877.58
291	10.18 14:30:00	0:15:00	161,484.05	40,371.01	0.00	0.00	743,601.05	185,900.26
291	10.18 14:45:00	0:15:00	162,447.19	40,611.80	0.00	0.00	742,637.91	185,659.48
291	10.18 15:00:00	0:15:00	162,138.30	40,534.58	0.00	0.00	742,946.80	185,736.70
291	10.18 15:15:00	0:15:00	161,980.86	40,495.22	0.00	0.00	743,104.24	185,776.06
291	10.18 15:30:00	0:15:00	162,040.59	40,510.15	0.00	0.00	743,044.51	185,761.13
291	10.18 15:45:00	0:15:00	171,339.30	42,834.83	0.00	0.00	733,745.80	183,436.45
291	10.18 16:00:00	0:15:00	193,248.97	48,312.24	0.00	0.00	711,836.14	177,959.03
291	10.18 16:15:00	0:15:00	220,223.70	55,055.93	0.00	0.00	684,861.40	171,215.35
291	10.18 16:30:00	0:15:00	252,601.88	63,150.47	0.00	0.00	652,483.22	163,120.81
291	10.18 16:45:00	0:15:00	288,011.16	72,002.79	0.00	0.00	617,073.94	154,268.49
291	10.18 17:00:00	0:15:00	325,123.79	81,280.95	0.00	0.00	579,961.32	144,990.33
291	10.18 17:15:00	0:13:12	344,983.23	75,896.31	0.00	0.00	560,101.87	123,222.41
291	10.18 17:27:00	0:06:00	376,856.60	37,685.66	0.00	0.00	528,228.50	52,822.85
298	10.25 07:30:00	0:07:48	644,701.43	83,811.19	0.00	0.00	260,383.67	33,849.88
298	10.25 07:45:00	0:15:00	607,048.01	151,762.00	0.00	0.00	298,037.09	74,509.27
298	10.25 08:00:00	0:15:00	558,297.06	139,574.27	0.00	0.00	346,788.04	86,697.01
298	10.25 08:15:00	0:15:00	481,006.47	120,251.62	0.00	0.00	424,078.63	106,019.66
298	10.25 08:30:00	0:15:00	419,897.72	104,974.43	0.00	0.00	485,187.38	121,296.85
298	10.25 08:45:00	0:15:00	381,204.20	95,301.05	0.00	0.00	523,880.91	130,970.23
298	10.25 09:00:00	0:15:00	350,360.93	87,590.23	0.00	0.00	554,724.17	138,681.04
298	10.25 09:15:00	0:15:00	325,285.97	81,321.49	0.00	0.00	579,799.13	144,949.78
298	10.25 09:30:00	0:15:00	305,240.60	76,310.15	0.00	0.00	599,844.50	149,961.13
298	10.25 09:45:00	0:15:00	289,460.61	72,365.15	0.00	0.00	615,624.50	153,906.12
298	10.25 10:00:00	0:15:00	273,726.84	68,431.71	0.00	0.00	631,358.26	157,839.56
298	10.25 10:15:00	0:15:00	257,557.50	64,389.37	0.00	0.00	647,527.61	161,881.90
298	10.25 10:30:00	0:15:00	239,519.86	59,879.97	0.00	0.00	665,565.24	166,391.31
298	10.25 10:45:00	0:15:00	226,069.98	56,517.49	0.00	0.00	679,015.12	169,753.78
298	10.25 11:00:00	0:15:00	213,558.24	53,389.56	0.00	0.00	691,526.86	172,881.72
298	10.25 11:15:00	0:15:00	202,967.52	50,741.88	0.00	0.00	702,117.58	175,529.40
298	10.25 11:30:00	0:15:00	191,128.02	47,782.01	0.00	0.00	713,957.08	178,489.27
298	10.25 11:45:00	0:15:00	183,605.89	45,901.47	0.00	0.00	721,479.22	180,369.80
298	10.25 12:00:00	0:15:00	179,913.79	44,978.45	0.00	0.00	725,171.31	181,292.83
298	10.25 12:15:00	0:15:00	178,828.45	44,707.11	0.00	0.00	726,256.65	181,564.16
298	10.25 12:30:00	0:15:00	176,304.91	44,076.23	0.00	0.00	728,780.19	182,195.05
298	10.25 12:45:00	0:15:00	174,394.64	43,598.66	0.00	0.00	730,690.46	182,672.62
298	10.25 13:00:00	0:15:00	171,402.03	42,850.51	0.00	0.00	733,683.07	183,420.77
298	10.25 13:15:00	0:15:00	169,783.40	42,445.85	0.00	0.00	735,301.71	183,825.43
298	10.25 13:30:00	0:15:00	167,622.72	41,905.68	0.00	0.00	737,462.38	184,365.60
298	10.25 13:45:00	0:15:00	167,650.71	41,912.68	0.00	0.00	737,434.39	184,358.60
298	10.25 14:00:00	0:15:00	166,655.09	41,663.77	0.00	0.00	738,430.02	184,607.50
298	10.25 14:15:00	0:15:00	166,863.51	41,715.88	0.00	0.00	738,221.59	184,555.40
298	10.25 14:30:00	0:15:00	166,949.22	41,737.31	0.00	0.00	738,135.88	184,533.97
298	10.25 14:45:00	0:15:00	171,173.37	42,793.34	0.00	0.00	733,911.73	183,477.93
298	10.25 15:00:00	0:15:00	191,226.24	47,806.56	0.00	0.00	713,858.87	178,464.72
298	10.25 15:15:00	0:15:00	221,656.91	55,414.23	0.00	0.00	683,428.19	170,857.05
298	10.25 15:30:00	0:15:00	257,492.77	64,373.19	0.00	0.00	647,592.33	161,898.08
298	10.25 15:45:00	0:15:00	295,439.83	73,859.96	0.00	0.00	609,645.27	152,411.32
298	10.25 16:00:00	0:15:00	333,487.10	83,371.78	0.00	0.00	571,598.00	142,899.50
298	10.25 16:15:00	0:09:00	363,986.00	54,597.90	0.00	0.00	541,099.10	81,164.87
298	10.25 16:18:00	0:01:48	371,306.96	11,139.21	0.00	0.00	533,778.14	16,013.34
305	11.01 07:36:35	0:04:12	639,748.57	44,782.40	1.00	0.07	265,335.54	18,573.49
305	11.01 07:45:00	0:11:24	627,523.22	119,229.41	1.75	0.33	277,560.13	52,736.43
305	11.01 08:00:00	0:15:00	588,760.72	147,190.18	0.00	0.00	316,324.38	79,081.10
305	11.01 08:15:00	0:15:00	520,640.64	130,160.16	0.00	0.00	384,444.46	96,111.12
305	11.01 08:30:00	0:15:00	450,213.69	112,553.42	3.00	0.75	454,868.42	113,717.10
305	11.01 08:45:00	0:15:00	400,500.35	100,125.09	0.00	0.00	504,584.75	126,146.19



MAY2020 1450 OWENS E AND D FOR D 39 FT EXIST UPPER ONLY PROPOSED - Mission Creek

DayNum	Date+Time	Duration	ExSF	ExSFHr	NewSF	NewSFHr	SunnySF	SunnySFHr
305	11.01 09:00:00	0:15:00	364,741.96	91,185.49	0.00	0.00	540,343.14	135,085.79
305	11.01 09:15:00	0:15:00	340,557.91	85,139.48	0.00	0.00	564,527.19	141,131.80
305	11.01 09:30:00	0:15:00	326,149.40	81,537.35	0.00	0.00	578,935.71	144,733.93
305	11.01 09:45:00	0:15:00	307,882.85	76,970.71	0.00	0.00	597,202.26	149,300.56
305	11.01 10:00:00	0:15:00	290,689.39	72,672.35	0.00	0.00	614,395.71	153,598.93
305	11.01 10:15:00	0:15:00	275,506.17	68,876.54	0.00	0.00	629,578.94	157,394.73
305	11.01 10:30:00	0:15:00	259,106.66	64,776.66	0.00	0.00	645,978.45	161,494.61
305	11.01 10:45:00	0:15:00	244,556.94	61,139.24	0.00	0.00	660,528.16	165,132.04
305	11.01 11:00:00	0:15:00	230,685.22	57,671.31	0.00	0.00	674,399.88	168,599.97
305	11.01 11:15:00	0:15:00	219,729.89	54,932.47	0.00	0.00	685,355.21	171,338.80
305	11.01 11:30:00	0:15:00	207,524.28	51,881.07	0.00	0.00	697,560.82	174,390.20
305	11.01 11:45:00	0:15:00	198,925.06	49,731.26	0.00	0.00	706,160.04	176,540.01
305	11.01 12:00:00	0:15:00	192,987.32	48,246.83	0.00	0.00	712,097.79	178,024.45
305	11.01 12:15:00	0:15:00	190,326.08	47,581.52	0.00	0.00	714,759.02	178,689.76
305	11.01 12:30:00	0:15:00	186,614.74	46,653.69	0.00	0.00	718,470.36	179,617.59
305	11.01 12:45:00	0:15:00	184,118.94	46,029.74	0.00	0.00	720,966.16	180,241.54
305	11.01 13:00:00	0:15:00	180,681.00	45,170.25	0.00	0.00	724,404.10	181,101.03
305	11.01 13:15:00	0:15:00	178,478.84	44,619.71	0.00	0.00	726,606.26	181,651.57
305	11.01 13:30:00	0:15:00	175,174.09	43,793.52	0.00	0.00	729,911.01	182,477.75
305	11.01 13:45:00	0:15:00	172,829.24	43,207.31	0.00	0.00	732,255.87	183,063.97
305	11.01 14:00:00	0:15:00	171,473.25	42,868.31	0.00	0.00	733,611.85	183,402.96
305	11.01 14:15:00	0:15:00	171,736.90	42,934.23	0.00	0.00	733,348.20	183,337.05
305	11.01 14:30:00	0:15:00	172,367.41	43,091.85	0.00	0.00	732,717.69	183,179.42
305	11.01 14:45:00	0:15:00	172,927.95	43,231.99	0.00	0.00	732,157.15	183,039.29
305	11.01 15:00:00	0:15:00	189,085.55	47,271.39	0.00	0.00	715,999.55	178,999.89
305	11.01 15:15:00	0:15:00	221,661.40	55,415.35	0.00	0.00	683,423.70	170,855.92
305	11.01 15:30:00	0:15:00	262,452.63	65,613.16	0.00	0.00	642,632.47	160,658.12
305	11.01 15:45:00	0:15:00	299,513.53	74,878.38	0.00	0.00	605,571.57	151,392.89
305	11.01 16:00:00	0:12:36	342,716.84	71,970.54	0.00	0.00	562,368.26	118,097.34
305	11.01 16:10:12	0:05:24	366,836.16	33,015.26	0.00	0.00	538,248.94	48,442.40
312	11.08 07:43:48	0:00:36	637,331.49	6,373.32	495.06	4.95	267,258.55	2,672.59
312	11.08 07:45:00	0:07:48	635,581.90	82,625.65	450.58	58.58	269,052.62	34,976.84
312	11.08 08:00:00	0:15:00	601,440.64	150,360.16	0.00	0.00	303,644.46	75,911.12
312	11.08 08:15:00	0:15:00	557,299.94	139,324.99	67.47	16.87	347,717.69	86,929.42
312	11.08 08:30:00	0:15:00	488,488.87	122,122.22	3.50	0.88	416,592.73	104,148.18
312	11.08 08:45:00	0:15:00	425,471.35	106,367.84	5.00	1.25	479,608.75	119,902.19
312	11.08 09:00:00	0:15:00	382,741.86	95,685.47	2.00	0.50	522,341.24	130,585.31
312	11.08 09:15:00	0:15:00	358,078.25	89,519.56	0.00	0.00	547,006.86	136,751.71
312	11.08 09:30:00	0:15:00	341,764.45	85,441.11	0.00	0.00	563,320.65	140,830.16
312	11.08 09:45:00	0:15:00	329,470.13	82,367.53	0.00	0.00	575,614.97	143,903.74
312	11.08 10:00:00	0:15:00	308,172.49	77,043.12	0.00	0.00	596,912.62	149,228.15
312	11.08 10:15:00	0:15:00	291,937.91	72,984.48	0.00	0.00	613,147.19	153,286.80
312	11.08 10:30:00	0:15:00	277,372.46	69,343.11	0.00	0.00	627,712.65	156,928.16
312	11.08 10:45:00	0:15:00	264,175.23	66,043.81	0.00	0.00	640,909.87	160,227.47
312	11.08 11:00:00	0:15:00	248,859.81	62,214.95	0.00	0.00	656,225.30	164,056.32
312	11.08 11:15:00	0:15:00	236,800.64	59,200.16	0.00	0.00	668,284.46	167,071.11
312	11.08 11:30:00	0:15:00	224,081.23	56,020.31	0.00	0.00	681,003.87	170,250.97
312	11.08 11:45:00	0:15:00	215,066.16	53,766.54	0.00	0.00	690,018.94	172,504.73
312	11.08 12:00:00	0:15:00	207,794.93	51,948.73	0.00	0.00	697,290.17	174,322.54
312	11.08 12:15:00	0:15:00	203,350.87	50,837.72	0.00	0.00	701,734.23	175,433.56
312	11.08 12:30:00	0:15:00	197,922.94	49,480.73	0.00	0.00	707,162.16	176,790.54
312	11.08 12:45:00	0:15:00	193,982.94	48,495.73	0.00	0.00	711,102.16	177,775.54
312	11.08 13:00:00	0:15:00	190,023.94	47,505.99	0.00	0.00	715,061.16	178,765.29
312	11.08 13:15:00	0:15:00	187,649.10	46,912.27	0.00	0.00	717,436.00	179,359.00
312	11.08 13:30:00	0:15:00	183,391.97	45,847.99	0.00	0.00	721,693.13	180,423.28
312	11.08 13:45:00	0:15:00	179,357.75	44,839.44	0.00	0.00	725,727.35	181,431.84
312	11.08 14:00:00	0:15:00	176,243.19	44,060.80	0.00	0.00	728,841.91	182,210.48
312	11.08 14:15:00	0:15:00	176,943.17	44,235.79	0.00	0.00	728,141.93	182,035.48
312	11.08 14:30:00	0:15:00	176,685.77	44,171.44	0.00	0.00	728,399.33	182,099.83
312	11.08 14:45:00	0:15:00	177,412.74	44,353.19	0.00	0.00	727,672.36	181,918.09
312	11.08 15:00:00	0:15:00	187,629.35	46,907.34	0.00	0.00	717,455.75	179,363.94
312	11.08 15:15:00	0:15:00	220,257.44	55,064.36	0.00	0.00	684,827.66	171,206.92
312	11.08 15:30:00	0:15:00	263,086.14	65,771.54	0.00	0.00	641,998.96	160,499.74



## MAY2020 1450 OWENS E AND D FOR D 39 FT EXIST UPPER ONLY PROPOSED - Mission Creek

DayNum	Date+Time	Duration	ExSF	ExSFHr	NewSF	NewSFHr	SunnySF	SunnySFHr
312	11.08 15:45:00	0:15:00	302,140.53	75,535.13	0.00	0.00	602,944.57	150,736.14
312	11.08 16:00:00	0:09:00	353,859.85	53,078.98	0.00	0.00	551,225.25	82,683.79
312	11.08 16:03:00	0:01:48	361,625.65	10,848.77	0.00	0.00	543,459.46	16,303.78
319	11.15 07:51:00	0:04:48	631,460.22	50,516.82	1,733.09	138.65	271,891.79	21,751.34
319	11.15 08:00:00	0:12:00	612,841.80	122,568.36	57.73	11.55	292,185.57	58,437.11
319	11.15 08:15:00	0:15:00	570,769.06	142,692.27	1,010.62	252.65	333,305.42	83,326.36
319	11.15 08:30:00	0:15:00	520,190.06	130,047.52	491.81	122.95	384,403.23	96,100.81
319	11.15 08:45:00	0:15:00	454,809.44	113,702.36	15.74	3.94	450,259.92	112,564.98
319	11.15 09:00:00	0:15:00	404,484.84	101,121.21	5.75	1.44	500,594.52	125,148.63
319	11.15 09:15:00	0:15:00	376,465.75	94,116.44	3.75	0.94	528,615.60	132,153.90
319	11.15 09:30:00	0:15:00	357,036.89	89,259.22	2.75	0.69	548,045.46	137,011.37
319	11.15 09:45:00	0:15:00	344,057.33	86,014.33	0.00	0.00	561,027.77	140,256.94
319	11.15 10:00:00	0:15:00	329,468.13	82,367.03	0.25	0.06	575,616.72	143,904.18
319	11.15 10:15:00	0:15:00	309,046.40	77,261.60	0.00	0.00	596,038.70	149,009.67
319	11.15 10:30:00	0:15:00	292,564.92	73,141.23	0.00	0.00	612,520.18	153,130.04
319	11.15 10:45:00	0:15:00	281,650.83	70,412.71	0.00	0.00	623,434.27	155,858.57
319	11.15 11:00:00	0:15:00	267,900.81	66,975.20	0.00	0.00	637,184.29	159,296.07
319	11.15 11:15:00	0:15:00	254,311.73	63,577.93	0.00	0.00	650,773.37	162,693.34
319	11.15 11:30:00	0:15:00	240,763.64	60,190.91	0.00	0.00	664,321.47	166,080.37
319	11.15 11:45:00	0:15:00	231,352.47	57,838.12	0.00	0.00	673,732.63	168,433.16
319	11.15 12:00:00	0:15:00	222,984.90	55,746.23	0.00	0.00	682,100.20	170,525.05
319	11.15 12:15:00	0:15:00	217,451.26	54,362.81	0.00	0.00	687,633.84	171,908.46
319	11.15 12:30:00	0:15:00	209,649.48	52,412.37	0.00	0.00	695,435.63	173,858.91
319	11.15 12:45:00	0:15:00	204,455.45	51,113.86	0.00	0.00	700,629.65	175,157.41
319	11.15 13:00:00	0:15:00	199,155.72	49,788.93	0.00	0.00	705,929.38	176,482.35
319	11.15 13:15:00	0:15:00	196,713.65	49,178.41	0.00	0.00	708,371.45	177,092.86
319	11.15 13:30:00	0:15:00	192,233.10	48,058.28	0.00	0.00	712,852.00	178,213.00
319	11.15 13:45:00	0:15:00	187,093.81	46,773.45	0.00	0.00	717,991.29	179,497.82
319	11.15 14:00:00	0:15:00	182,369.36	45,592.34	0.00	0.00	722,715.75	180,678.94
319	11.15 14:15:00	0:15:00	181,122.83	45,280.71	0.00	0.00	723,962.27	180,990.57
319	11.15 14:30:00	0:15:00	180,941.65	45,235.41	0.00	0.00	724,143.45	181,035.86
319	11.15 14:45:00	0:15:00	182,542.79	45,635.70	0.00	0.00	722,542.31	180,635.58
319	11.15 15:00:00	0:15:00	188,083.43	47,020.86	0.00	0.00	717,001.67	179,250.42
319	11.15 15:15:00	0:15:00	217,867.85	54,466.96	0.00	0.00	687,217.25	171,804.31
319	11.15 15:30:00	0:15:00	259,124.40	64,781.10	0.00	0.00	645,960.70	161,490.18
319	11.15 15:45:00	0:13:48	304,228.24	69,972.49	0.00	0.00	600,856.86	138,197.08
319	11.15 15:57:36	0:06:36	354,436.13	38,987.97	0.00	0.00	550,648.97	60,571.39
326	11.22 07:57:36	0:01:12	622,867.74	12,457.36	3,061.34	61.23	279,156.03	5,583.12
326	11.22 08:00:00	0:09:00	619,128.16	92,869.22	2,068.46	310.27	283,888.48	42,583.27
326	11.22 08:15:00	0:15:00	587,652.89	146,913.22	1,868.29	467.07	315,563.92	78,890.98
326	11.22 08:30:00	0:15:00	543,334.00	135,833.50	2,610.01	652.50	359,141.09	89,785.27
326	11.22 08:45:00	0:15:00	482,809.78	120,702.45	781.70	195.43	421,493.62	105,373.40
326	11.22 09:00:00	0:15:00	427,848.70	106,962.17	11.75	2.94	477,224.66	119,306.17
326	11.22 09:15:00	0:15:00	396,313.20	99,078.30	13.00	3.25	508,758.91	127,189.73
326	11.22 09:30:00	0:15:00	372,403.29	93,100.82	4.75	1.19	532,677.06	133,169.26
326	11.22 09:45:00	0:15:00	357,581.43	89,395.36	0.75	0.19	547,502.92	136,875.73
326	11.22 10:00:00	0:15:00	342,350.23	85,587.56	0.00	0.00	562,734.87	140,683.72
326	11.22 10:15:00	0:15:00	329,013.31	82,253.33	0.00	0.00	576,071.80	144,017.95
326	11.22 10:30:00	0:15:00	307,980.06	76,995.02	0.00	0.00	597,105.04	149,276.26
326	11.22 10:45:00	0:15:00	295,965.88	73,991.47	0.00	0.00	609,119.22	152,279.81
326	11.22 11:00:00	0:15:00	284,443.02	71,110.75	0.00	0.00	620,642.09	155,160.52
326	11.22 11:15:00	0:15:00	272,169.69	68,042.42	0.00	0.00	632,915.42	158,228.85
326	11.22 11:30:00	0:15:00	256,974.97	64,243.74	0.00	0.00	648,110.13	162,027.53
326	11.22 11:45:00	0:15:00	246,698.88	61,674.72	0.00	0.00	658,386.22	164,596.56
326	11.22 12:00:00	0:15:00	237,348.19	59,337.05	0.00	0.00	667,736.92	166,934.23
326	11.22 12:15:00	0:15:00	231,104.81	57,776.20	0.00	0.00	673,980.29	168,495.07
326	11.22 12:30:00	0:15:00	221,665.65	55,416.41	0.00	0.00	683,419.45	170,854.86
326	11.22 12:45:00	0:15:00	215,321.57	53,830.39	0.00	0.00	689,763.53	172,440.88
326	11.22 13:00:00	0:15:00	208,384.46	52,096.11	0.00	0.00	696,700.64	174,175.16
326	11.22 13:15:00	0:15:00	204,892.29	51,223.07	0.00	0.00	700,192.82	175,048.20
326	11.22 13:30:00	0:15:00	200,663.39	50,165.85	0.00	0.00	704,421.71	176,105.43
326	11.22 13:45:00	0:15:00	195,274.70	48,818.67	0.00	0.00	709,810.41	177,452.60
326	11.22 14:00:00	0:15:00	189,788.78	47,447.20	0.00	0.00	715,296.32	178,824.08



## MAY2020 1450 OWENS E AND D FOR D 39 FT EXIST UPPER ONLY PROPOSED - Mission Creek

DayNum	Date+Time	Duration	ExSF	ExSFHr	NewSF	NewSFHr	SunnySF	SunnySFHr
326	11.22 14:15:00	0:15:00	185,522.66	46,380.66	0.00	0.00	719,562.45	179,890.61
326	11.22 14:30:00	0:15:00	185,096.32	46,274.08	0.00	0.00	719,988.78	179,997.20
326	11.22 14:45:00	0:15:00	187,558.38	46,889.60	0.00	0.00	717,526.72	179,381.68
326	11.22 15:00:00	0:15:00	193,017.30	48,254.33	0.00	0.00	712,067.80	178,016.95
326	11.22 15:15:00	0:15:00	212,849.51	53,212.38	0.00	0.00	692,235.59	173,058.90
326	11.22 15:30:00	0:15:00	252,815.30	63,203.83	0.00	0.00	652,269.80	163,067.45
326	11.22 15:45:00	0:12:00	302,559.12	60,511.82	0.00	0.00	602,525.98	120,505.20
326	11.22 15:54:00	0:04:48	343,346.35	27,467.71	0.00	0.00	561,738.75	44,939.10
333	11.29 08:04:12	0:05:24	618,289.23	55,646.03	3,660.11	329.41	283,135.76	25,482.22
333	11.29 08:15:00	0:12:36	597,655.33	125,507.62	2,193.92	460.72	305,235.85	64,099.53
333	11.29 08:30:00	0:15:00	555,449.64	138,862.41	3,885.52	971.38	345,749.94	86,437.48
333	11.29 08:45:00	0:15:00	510,468.01	127,617.00	3,374.97	843.74	391,242.13	97,810.53
333	11.29 09:00:00	0:15:00	457,152.80	114,288.20	1,216.54	304.13	446,715.77	111,678.94
333	11.29 09:15:00	0:15:00	415,012.08	103,753.02	19.49	4.87	490,053.53	122,513.38
333	11.29 09:30:00	0:15:00	387,913.14	96,978.29	21.24	5.31	517,150.72	129,287.68
333	11.29 09:45:00	0:15:00	369,844.52	92,461.13	3.25	0.81	535,237.33	133,809.33
333	11.29 10:00:00	0:15:00	353,852.35	88,463.09	1.75	0.44	551,231.00	137,807.75
333	11.29 10:15:00	0:15:00	340,887.04	85,221.76	0.00	0.00	564,198.06	141,049.52
333	11.29 10:30:00	0:15:00	323,847.52	80,961.88	0.25	0.06	581,237.33	145,309.33
333	11.29 10:45:00	0:15:00	309,008.92	77,252.23	0.00	0.00	596,076.18	149,019.05
333	11.29 11:00:00	0:15:00	296,778.82	74,194.71	0.00	0.00	608,306.28	152,076.57
333	11.29 11:15:00	0:15:00	286,818.86	71,704.72	0.00	0.00	618,266.24	154,566.56
333	11.29 11:30:00	0:15:00	272,745.47	68,186.37	0.00	0.00	632,339.63	158,084.91
333	11.29 11:45:00	0:15:00	261,459.51	65,364.88	0.00	0.00	643,625.59	160,906.40
333	11.29 12:00:00	0:15:00	251,723.97	62,930.99	0.00	0.00	653,361.14	163,340.28
333	11.29 12:15:00	0:15:00	244,104.11	61,026.03	0.00	0.00	660,980.99	165,245.25
333	11.29 12:30:00	0:15:00	233,531.14	58,382.78	0.00	0.00	671,553.96	167,888.49
333	11.29 12:45:00	0:15:00	225,851.81	56,462.95	0.00	0.00	679,233.29	169,808.32
333	11.29 13:00:00	0:15:00	217,803.87	54,450.97	0.00	0.00	687,281.23	171,820.31
333	11.29 13:15:00	0:15:00	213,283.84	53,320.96	0.00	0.00	691,801.26	172,950.32
333	11.29 13:30:00	0:15:00	208,379.21	52,094.80	0.00	0.00	696,705.89	174,176.47
333	11.29 13:45:00	0:15:00	203,332.38	50,833.10	0.00	0.00	701,752.72	175,438.18
333	11.29 14:00:00	0:15:00	196,907.32	49,226.83	0.00	0.00	708,177.78	177,044.44
333	11.29 14:15:00	0:15:00	191,709.05	47,927.26	0.00	0.00	713,376.05	178,344.01
333	11.29 14:30:00	0:15:00	188,477.53	47,119.38	0.00	0.00	716,607.57	179,151.89
333	11.29 14:45:00	0:15:00	191,704.55	47,926.14	0.00	0.00	713,380.55	178,345.14
333	11.29 15:00:00	0:15:00	197,624.05	49,406.01	0.00	0.00	707,461.05	176,865.26
333	11.29 15:15:00	0:15:00	208,451.18	52,112.80	0.00	0.00	696,633.92	174,158.48
333	11.29 15:30:00	0:15:00	243,908.44	60,977.11	0.00	0.00	661,176.66	165,294.17
333	11.29 15:45:00	0:10:48	299,475.05	53,905.51	0.00	0.00	605,610.06	109,009.81
333	11.29 15:51:36	0:03:00	326,905.86	16,345.29	0.00	0.00	578,179.24	28,908.96
340	12.06 08:10:12	0:02:24	614,685.85	24,587.43	3,534.91	141.40	286,864.34	11,474.57
340	12.06 08:15:00	0:10:12	604,552.46	102,773.92	2,242.65	381.25	298,290.00	50,709.30
340	12.06 08:30:00	0:15:00	571,171.41	142,792.85	4,415.07	1,103.77	329,498.62	82,374.66
340	12.06 08:45:00	0:15:00	524,920.51	131,230.13	4,928.38	1,232.09	375,236.22	93,809.05
340	12.06 09:00:00	0:15:00	477,922.64	119,480.66	3,254.26	813.57	423,908.20	105,977.05
340	12.06 09:15:00	0:15:00	434,963.99	108,741.00	1,215.79	303.95	468,905.32	117,226.33
340	12.06 09:30:00	0:15:00	403,446.23	100,861.56	2.50	0.63	501,636.37	125,409.09
340	12.06 09:45:00	0:15:00	381,267.42	95,316.86	8.75	2.19	523,808.93	130,952.23
340	12.06 10:00:00	0:15:00	364,074.46	91,018.62	5.25	1.31	541,005.39	135,251.35
340	12.06 10:15:00	0:15:00	350,266.22	87,566.55	2.50	0.63	554,816.38	138,704.10
340	12.06 10:30:00	0:15:00	336,681.64	84,170.41	1.00	0.25	568,402.46	142,100.62
340	12.06 10:45:00	0:15:00	320,708.72	80,177.18	0.25	0.06	584,376.14	146,094.03
340	12.06 11:00:00	0:15:00	307,160.87	76,790.22	1.25	0.31	597,922.98	149,480.75
340	12.06 11:15:00	0:15:00	297,617.00	74,404.25	0.00	0.00	607,468.10	151,867.03
340	12.06 11:30:00	0:15:00	285,344.42	71,336.11	0.00	0.00	619,740.68	154,935.17
340	12.06 11:45:00	0:15:00	273,028.11	68,257.03	0.25	0.06	632,056.74	158,014.19
340	12.06 12:00:00	0:15:00	260,860.49	65,215.12	0.00	0.00	644,224.61	161,056.15
340	12.06 12:15:00	0:15:00	253,520.53	63,380.13	0.00	0.00	651,564.57	162,891.14
340	12.06 12:30:00	0:15:00	243,329.66	60,832.42	0.00	0.00	661,755.44	165,438.86
340	12.06 12:45:00	0:15:00	235,013.57	58,753.39	0.00	0.00	670,071.53	167,517.88
340	12.06 13:00:00	0:15:00	226,422.34	56,605.59	0.00	0.00	678,662.76	169,665.69
340	12.06 13:15:00	0:15:00	221,175.09	55,293.77	0.00	0.00	683,910.01	170,977.50



## MAY2020 1450 OWENS E AND D FOR D 39 FT EXIST UPPER ONLY PROPOSED - Mission Creek

DayNum	Date+Time	Duration	ExSF	ExSFHr	NewSF	NewSFHr	SunnySF	SunnySFHr
340	12.06 13:30:00	0:15:00	214,696.55	53,674.14	0.00	0.00	690,388.55	172,597.14
340	12.06 13:45:00	0:15:00	210,161.78	52,540.45	0.00	0.00	694,923.32	173,730.83
340	12.06 14:00:00	0:15:00	203,417.60	50,854.40	0.00	0.00	701,667.50	175,416.88
340	12.06 14:15:00	0:15:00	197,844.22	49,461.05	0.00	0.00	707,240.88	176,810.22
340	12.06 14:30:00	0:15:00	192,314.57	48,078.64	0.00	0.00	712,770.53	178,192.63
340	12.06 14:45:00	0:15:00	194,560.22	48,640.05	0.00	0.00	710,524.88	177,631.22
340	12.06 15:00:00	0:15:00	200,708.38	50,177.09	0.00	0.00	704,376.72	176,094.18
340	12.06 15:15:00	0:15:00	209,249.13	52,312.28	0.00	0.00	695,835.97	173,958.99
340	12.06 15:30:00	0:15:00	234,083.68	58,520.92	0.00	0.00	671,001.42	167,750.36
340	12.06 15:45:00	0:10:12	291,605.04	49,572.86	0.00	0.00	613,480.06	104,291.61
340	12.06 15:51:00	0:03:00	315,397.74	15,769.89	0.00	0.00	589,687.36	29,484.37
347	12.13 08:15:36	0:07:12	612,863.55	73,543.63	3,346.23	401.55	288,875.33	34,665.04
347	12.13 08:30:00	0:15:00	581,568.95	145,392.24	4,225.14	1,056.29	319,291.01	79,822.75
347	12.13 08:45:00	0:15:00	538,407.88	134,601.97	5,477.92	1,369.48	361,199.31	90,299.83
347	12.13 09:00:00	0:15:00	497,381.99	124,345.50	4,824.16	1,206.04	402,878.95	100,719.74
347	12.13 09:15:00	0:15:00	456,152.68	114,038.17	2,779.94	694.99	446,152.48	111,538.12
347	12.13 09:30:00	0:15:00	415,548.13	103,887.03	383.60	95.90	489,153.37	122,288.34
347	12.13 09:45:00	0:15:00	391,923.12	97,980.78	4.75	1.19	513,157.24	128,289.31
347	12.13 10:00:00	0:15:00	372,237.61	93,059.40	11.25	2.81	532,836.25	133,209.06
347	12.13 10:15:00	0:15:00	357,685.65	89,421.41	4.25	1.06	547,395.21	136,848.80
347	12.13 10:30:00	0:15:00	343,685.72	85,921.43	2.25	0.56	561,397.13	140,349.28
347	12.13 10:45:00	0:15:00	331,819.24	82,954.81	1.00	0.25	573,264.86	143,316.22
347	12.13 11:00:00	0:15:00	315,306.27	78,826.57	0.25	0.06	589,778.58	147,444.65
347	12.13 11:15:00	0:15:00	305,145.14	76,286.28	0.25	0.06	599,939.71	149,984.93
347	12.13 11:30:00	0:15:00	294,206.30	73,551.58	0.00	0.00	610,878.80	152,719.70
347	12.13 11:45:00	0:15:00	282,741.41	70,685.35	0.00	0.00	622,343.69	155,585.92
347	12.13 12:00:00	0:15:00	268,839.95	67,209.99	0.00	0.00	636,245.15	159,061.29
347	12.13 12:15:00	0:15:00	261,363.05	65,340.76	0.00	0.00	643,722.05	160,930.51
347	12.13 12:30:00	0:15:00	250,662.62	62,665.66	0.00	0.00	654,422.48	163,605.62
347	12.13 12:45:00	0:15:00	242,211.58	60,552.90	0.00	0.00	662,873.52	165,718.38
347	12.13 13:00:00	0:15:00	232,808.91	58,202.23	0.00	0.00	672,276.19	168,069.05
347	12.13 13:15:00	0:15:00	227,305.26	56,826.31	0.00	0.00	677,779.84	169,444.96
347	12.13 13:30:00	0:15:00	220,304.17	55,076.04	0.00	0.00	684,780.93	171,195.23
347	12.13 13:45:00	0:15:00	215,025.18	53,756.30	0.00	0.00	690,059.92	172,514.98
347	12.13 14:00:00	0:15:00	208,337.47	52,084.37	0.00	0.00	696,747.63	174,186.91
347	12.13 14:15:00	0:15:00	202,671.88	50,667.97	0.00	0.00	702,413.22	175,603.31
347	12.13 14:30:00	0:15:00	196,409.76	49,102.44	0.00	0.00	708,675.34	177,168.83
347	12.13 14:45:00	0:15:00	195,895.96	48,973.99	0.00	0.00	709,189.14	177,297.29
347	12.13 15:00:00	0:15:00	201,935.16	50,483.79	0.00	0.00	703,149.94	175,787.49
347	12.13 15:15:00	0:15:00	210,571.12	52,642.78	0.00	0.00	694,513.98	173,628.49
347	12.13 15:30:00	0:15:00	224,149.46	56,037.36	0.00	0.00	680,935.64	170,233.91
347	12.13 15:45:00	0:10:48	277,635.36	49,974.36	0.00	0.00	627,449.75	112,940.95
347	12.13 15:52:11	0:03:36	309,139.62	18,548.38	0.00	0.00	595,945.48	35,756.73
354	12.20 08:19:48	0:04:48	611,219.92	48,897.59	3,189.29	255.14	290,675.89	23,254.07
354	12.20 08:30:00	0:12:36	589,544.92	123,804.43	3,830.04	804.31	311,710.14	65,459.13
354	12.20 08:45:00	0:15:00	549,629.61	137,407.40	5,396.45	1,349.11	350,059.05	87,514.76
354	12.20 09:00:00	0:15:00	508,821.39	127,205.35	5,578.13	1,394.53	390,685.59	97,671.40
354	12.20 09:15:00	0:15:00	469,197.71	117,299.43	3,859.03	964.76	432,028.36	108,007.09
354	12.20 09:30:00	0:15:00	424,410.26	106,102.56	1,053.10	263.28	479,621.75	119,905.44
354	12.20 09:45:00	0:15:00	399,913.58	99,978.39	18.99	4.75	505,152.53	126,288.13
354	12.20 10:00:00	0:15:00	377,816.98	94,454.25	4.00	1.00	527,264.12	131,816.03
354	12.20 10:15:00	0:15:00	362,773.46	90,693.37	4.25	1.06	542,307.39	135,576.85
354	12.20 10:30:00	0:15:00	348,030.07	87,007.52	1.75	0.44	557,053.28	139,263.32
354	12.20 10:45:00	0:15:00	337,634.77	84,408.69	0.50	0.13	567,449.83	141,862.46
354	12.20 11:00:00	0:15:00	320,493.05	80,123.26	0.00	0.00	584,592.05	146,148.01
354	12.20 11:15:00	0:15:00	309,605.94	77,401.49	0.25	0.06	595,478.91	148,869.73
354	12.20 11:30:00	0:15:00	298,551.15	74,637.79	0.00	0.00	606,533.95	151,633.49
354	12.20 11:45:00	0:15:00	288,029.40	72,007.35	0.00	0.00	617,055.70	154,263.93
354	12.20 12:00:00	0:15:00	273,902.28	68,475.57	0.00	0.00	631,182.83	157,795.71
354	12.20 12:15:00	0:15:00	265,711.89	66,427.97	0.00	0.00	639,373.21	159,843.30
354	12.20 12:30:00	0:15:00	255,017.46	63,754.37	0.00	0.00	650,067.64	162,516.91
354	12.20 12:45:00	0:15:00	246,372.00	61,593.00	0.00	0.00	658,713.10	164,678.28
354	12.20 13:00:00	0:15:00	236,422.79	59,105.70	0.00	0.00	668,662.31	167,165.58



\_MAY2020 1450 OWENS E AND D FOR D 39 FT EXIST UPPER ONLY PROPOSED - Mission Creek

DayNum	Date+Time	Duration	ExSF	ExSFHr	NewSF	NewSFHr	SunnySF	SunnySFHr
354	12.20 13:15:00	0:15:00	230,680.22	57,670.06	0.00	0.00	674,404.88	168,601.22
354	12.20 13:30:00	0:15:00	223,541.44	55,885.36	0.00	0.00	681,543.66	170,385.92
354	12.20 13:45:00	0:15:00	217,696.41	54,424.10	0.00	0.00	687,388.69	171,847.17
354	12.20 14:00:00	0:15:00	211,410.06	52,852.51	0.00	0.00	693,675.05	173,418.76
354	12.20 14:15:00	0:15:00	205,518.05	51,379.51	0.00	0.00	699,567.05	174,891.76
354	12.20 14:30:00	0:15:00	198,958.04	49,739.51	0.00	0.00	706,127.06	176,531.76
354	12.20 14:45:00	0:15:00	196,192.35	49,048.09	0.00	0.00	708,892.76	177,223.19
354	12.20 15:00:00	0:15:00	201,517.57	50,379.39	0.00	0.00	703,567.53	175,891.88
354	12.20 15:15:00	0:15:00	209,974.10	52,493.53	0.00	0.00	695,111.00	173,777.75
354	12.20 15:30:00	0:15:00	217,090.39	54,272.60	0.00	0.00	687,994.71	171,998.68
354	12.20 15:45:00	0:12:36	263,073.90	55,245.52	0.00	0.00	642,011.20	134,822.35
354	12.20 15:54:36	0:04:48	306,225.23	24,498.02	0.00	0.00	598,859.87	47,908.79
			301,321,184.82	69,340,260.45	92,757.46	19,082.22	735,813,582.53	180,109,263.49





1450 Owens Street UPDATED  
Upper Proposed Only Scenario  
Exhibit B.8  
Quantitative Results  
Skate Park



**\_MAY2020 1450 OWENS E AND D FOR D 39 FT EXIST UPPER ONLY PROPOSED - P9 Skate Park**

**Summary of Results**

FastCast Annualized Net New Shadow	2,141,657.44 Sq ft hrs
Theoretical Annual Available Sunlight (TAAS), based on City's TAAS Factor	147,758,838.25 Sq ft hrs
<b>Annual Shadow Increase as a Percentage of TAAS</b>	<b>1.44943%</b>

P9 Skate Park Area	39,705.18 GIS
--------------------	---------------



\_MAY2020 1450 OWENS E AND D FOR D 39 FT EXIST UPPER ONLY PROPOSED - P9 Skate Park

Date+Time	Date	Mirror Date	Duration	Total Duration	ExSF	ExSFHr	NewSF	NewSFHr	NewSFHr/Day
06.21 09:45:00	21-Jun	No Mirror	0:15:00		34,921.78	8,730.45	67.47	16.87	
06.21 10:00:00			0:15:00		34,921.78	8,730.45	154.61	38.65	
06.21 10:15:00			0:15:00		34,921.78	8,730.45	237.51	59.38	
06.21 10:30:00			0:15:00		34,921.53	8,730.38	297.52	74.38	
06.21 10:45:00			0:15:00		34,772.15	8,693.04	360.26	90.06	
06.21 11:00:00			0:15:00		34,228.91	8,557.23	398.35	99.59	
06.21 11:15:00			0:15:00		33,679.69	8,419.92	445.90	111.48	
06.21 11:30:00			0:15:00		33,141.67	8,285.42	395.86	98.96	
06.21 11:45:00			0:15:00		32,580.25	8,145.06	277.60	69.40	
06.21 12:00:00			0:15:00		32,043.98	8,011.00	143.90	35.98	
06.21 12:15:00			0:15:00	2:45:00	31,469.12	7,867.28	8.96	2.24	696.98
06.28 09:45:00	28-Jun	14-Jun	0:15:00		34,921.78	8,730.45	68.47	17.12	
06.28 10:00:00			0:15:00		34,921.78	8,730.45	157.10	39.27	
06.28 10:15:00			0:15:00		34,921.78	8,730.45	240.75	60.19	
06.28 10:30:00			0:15:00		34,921.78	8,730.45	302.49	75.62	
06.28 10:45:00			0:15:00		34,828.92	8,707.23	364.99	91.25	
06.28 11:00:00			0:15:00		34,288.16	8,572.04	404.82	101.21	
06.28 11:15:00			0:15:00		33,736.45	8,434.11	451.87	112.97	
06.28 11:30:00			0:15:00		33,196.69	8,299.17	415.53	103.88	
06.28 11:45:00			0:15:00		32,637.27	8,159.32	295.77	73.94	
06.28 12:00:00			0:15:00		32,100.99	8,025.25	159.84	39.96	
06.28 12:15:00			0:15:00	2:45:00	31,523.64	7,880.91	19.17	4.79	720.20
07.05 09:45:00	5-Jul	7-Jun	0:15:00		34,921.78	8,730.45	95.85	23.96	
07.05 10:00:00			0:15:00		34,921.78	8,730.45	184.73	46.18	
07.05 10:15:00			0:15:00		34,921.78	8,730.45	268.88	67.22	
07.05 10:30:00			0:15:00		34,921.78	8,730.45	330.13	82.53	
07.05 10:45:00			0:15:00		34,882.45	8,720.61	393.12	98.28	
07.05 11:00:00			0:15:00		34,346.67	8,586.67	432.70	108.18	
07.05 11:15:00			0:15:00		33,791.23	8,447.81	480.01	120.00	
07.05 11:30:00			0:15:00		33,249.72	8,312.43	453.12	113.28	
07.05 11:45:00			0:15:00		32,688.06	8,172.01	324.40	81.10	
07.05 12:00:00			0:15:00		32,145.56	8,036.39	180.50	45.13	
07.05 12:15:00			0:15:00	2:45:00	31,567.95	7,891.99	29.63	7.41	793.27
07.12 09:30:00	12-Jul	31-May	0:15:00		34,919.04	8,729.76	35.10	8.78	
07.12 09:45:00			0:15:00		34,921.78	8,730.45	149.13	37.28	
07.12 10:00:00			0:15:00		34,921.78	8,730.45	237.76	59.44	
07.12 10:15:00			0:15:00		34,921.78	8,730.45	321.42	80.35	
07.12 10:30:00			0:15:00		34,921.78	8,730.45	381.67	95.42	
07.12 10:45:00			0:15:00		34,905.60	8,726.40	444.65	111.16	
07.12 11:00:00			0:15:00		34,404.43	8,601.11	482.75	120.69	
07.12 11:15:00			0:15:00		33,845.75	8,461.44	530.30	132.58	
07.12 11:30:00			0:15:00		33,297.53	8,324.38	509.14	127.28	
07.12 11:45:00			0:15:00		32,728.64	8,182.16	363.99	91.00	
07.12 12:00:00			0:15:00		32,182.40	8,045.60	204.15	51.04	
07.12 12:15:00			0:15:00	3:00:00	31,600.82	7,900.20	38.09	9.52	924.54
07.19 09:30:00	19-Jul	24-May	0:15:00		34,905.60	8,726.40	118.76	29.69	
07.19 09:45:00			0:15:00		34,921.78	8,730.45	231.29	57.82	
07.19 10:00:00			0:15:00		34,921.78	8,730.45	318.18	79.55	
07.19 10:15:00			0:15:00		34,921.78	8,730.45	400.34	100.09	
07.19 10:30:00			0:15:00		34,921.78	8,730.45	459.09	114.77	
07.19 10:45:00			0:15:00		34,915.06	8,728.77	518.10	129.53	
07.19 11:00:00			0:15:00		34,458.21	8,614.55	555.20	138.80	
07.19 11:15:00			0:15:00		33,890.07	8,472.52	601.75	150.44	

07.19 11:30:00			0:15:00	33,331.38	8,332.85	582.58	145.65	
07.19 11:45:00			0:15:00	32,757.52	8,189.38	413.04	103.26	
07.19 12:00:00			0:15:00	32,203.07	8,050.77	230.54	57.64	
07.19 12:15:00			0:15:00 3:00:00	31,613.76	7,903.44	42.82	10.71	1,117.92
07.26 09:15:00	26-Jul	17-May	0:15:00	34,645.68	8,661.42	110.79	27.70	
07.26 09:30:00			0:15:00	34,883.69	8,720.92	233.53	58.38	
07.26 09:45:00			0:15:00	34,921.78	8,730.45	342.58	85.64	
07.26 10:00:00			0:15:00	34,921.78	8,730.45	425.73	106.43	
07.26 10:15:00			0:15:00	34,924.02	8,731.01	502.91	125.73	
07.26 10:30:00			0:15:00	34,930.00	8,732.50	552.21	138.05	
07.26 10:45:00			0:15:00	34,926.26	8,731.57	608.47	152.12	
07.26 11:00:00			0:15:00	34,509.49	8,627.37	646.57	161.64	
07.26 11:15:00			0:15:00	33,925.17	8,481.29	695.36	173.84	
07.26 11:30:00			0:15:00	33,358.02	8,339.51	673.21	168.30	
07.26 11:45:00			0:15:00	32,772.70	8,193.18	469.55	117.39	
07.26 12:00:00			0:15:00	32,209.79	8,052.45	258.18	64.55	
07.26 12:15:00			0:15:00 3:15:00	31,609.78	7,902.45	41.58	10.39	1,390.17
08.02 09:00:00	2-Aug	10-May	0:15:00	33,968.74	8,492.19	115.52	28.88	
08.02 09:15:00			0:15:00	34,573.98	8,643.49	265.40	66.35	
08.02 09:30:00			0:15:00	34,856.30	8,714.08	381.17	95.29	
08.02 09:45:00			0:15:00	34,922.78	8,730.69	484.49	121.12	
08.02 10:00:00			0:15:00	34,937.22	8,734.30	547.23	136.81	
08.02 10:15:00			0:15:00	34,946.68	8,736.67	612.21	153.05	
08.02 10:30:00			0:15:00	34,945.93	8,736.48	663.50	165.87	
08.02 10:45:00			0:15:00	34,938.21	8,734.55	722.00	180.50	
08.02 11:00:00			0:15:00	34,542.86	8,635.71	760.34	190.09	
08.02 11:15:00			0:15:00	33,944.59	8,486.15	811.13	202.78	
08.02 11:30:00			0:15:00	33,364.25	8,341.06	774.29	193.57	
08.02 11:45:00			0:15:00	32,766.23	8,191.56	529.05	132.26	
08.02 12:00:00			0:15:00	32,190.37	8,047.59	278.35	69.59	
08.02 12:15:00			0:15:00 3:30:00	31,581.15	7,895.29	35.85	8.96	1,745.13
08.09 08:45:00	9-Aug	3-May	0:15:00	32,891.46	8,222.87	194.94	48.74	
08.09 09:00:00			0:15:00	33,806.66	8,451.67	332.37	83.09	
08.09 09:15:00			0:15:00	34,490.82	8,622.71	456.85	114.21	
08.09 09:30:00			0:15:00	34,841.86	8,710.47	541.00	135.25	
08.09 09:45:00			0:15:00	34,968.34	8,742.09	612.46	153.11	
08.09 10:00:00			0:15:00	34,974.56	8,743.64	675.70	168.92	
08.09 10:15:00			0:15:00	34,974.31	8,743.58	744.41	186.10	
08.09 10:30:00			0:15:00	34,966.10	8,741.52	796.69	199.17	
08.09 10:45:00			0:15:00	34,952.41	8,738.10	856.69	214.17	
08.09 11:00:00			0:15:00	34,566.76	8,641.69	897.03	224.26	
08.09 11:15:00			0:15:00	33,949.32	8,487.33	949.56	237.39	
08.09 11:30:00			0:15:00	33,353.79	8,338.45	885.08	221.27	
08.09 11:45:00			0:15:00	32,742.58	8,185.65	587.06	146.77	
08.09 12:00:00			0:15:00	32,151.28	8,037.82	290.54	72.64	
08.09 12:15:00			0:15:00 3:45:00	31,527.62	7,881.91	22.66	5.66	2,210.76
08.16 08:30:00	16-Aug	26-Apr	0:15:00	31,752.44	7,938.11	349.80	87.45	
08.16 08:45:00			0:15:00	32,662.16	8,165.54	550.47	137.62	
08.16 09:00:00			0:15:00	33,658.53	8,414.63	590.80	147.70	
08.16 09:15:00			0:15:00	34,452.48	8,613.12	628.14	157.04	
08.16 09:30:00			0:15:00	34,866.01	8,716.50	689.89	172.47	
08.16 09:45:00			0:15:00	35,027.84	8,756.96	756.86	189.22	
08.16 10:00:00			0:15:00	35,019.38	8,754.84	824.08	206.02	
08.16 10:15:00			0:15:00	35,007.92	8,751.98	897.03	224.26	
08.16 10:30:00			0:15:00	34,990.00	8,747.50	950.06	237.51	
08.16 10:45:00			0:15:00	34,968.09	8,742.02	1,013.79	253.45	

08.16 11:00:00			0:15:00	34,585.93	8,646.48	1,055.37	263.84	
08.16 11:15:00			0:15:00	33,944.84	8,486.21	1,109.40	277.35	
08.16 11:30:00			0:15:00	33,331.88	8,332.97	999.60	249.90	
08.16 11:45:00			0:15:00	32,701.75	8,175.44	636.11	159.03	
08.16 12:00:00			0:15:00	32,096.26	8,024.07	288.05	72.01	
08.16 12:15:00			0:15:00 4:00:00	31,454.43	7,863.61	9.71	2.43	2,837.29
08.23 08:15:00	23-Aug	19-Apr	0:15:00	31,565.71	7,891.43	486.48	121.62	
08.23 08:30:00			0:15:00	31,664.30	7,916.08	867.65	216.91	
08.23 08:45:00			0:15:00	32,509.30	8,127.32	860.68	215.17	
08.23 09:00:00			0:15:00	33,584.33	8,396.08	814.87	203.72	
08.23 09:15:00			0:15:00	34,435.05	8,608.76	814.37	203.59	
08.23 09:30:00			0:15:00	34,907.59	8,726.90	864.41	216.10	
08.23 09:45:00			0:15:00	35,095.06	8,773.77	924.41	231.10	
08.23 10:00:00			0:15:00	35,072.66	8,768.16	995.87	248.97	
08.23 10:15:00			0:15:00	35,046.51	8,761.63	1,072.30	268.08	
08.23 10:30:00			0:15:00	35,016.14	8,754.04	1,129.81	282.45	
08.23 10:45:00			0:15:00	34,984.52	8,746.13	1,194.29	298.57	
08.23 11:00:00			0:15:00	34,577.96	8,644.49	1,237.36	309.34	
08.23 11:15:00			0:15:00	33,910.48	8,477.62	1,293.88	323.47	
08.23 11:30:00			0:15:00	33,280.10	8,320.02	1,101.18	275.30	
08.23 11:45:00			0:15:00	32,634.53	8,158.63	670.97	167.74	
08.23 12:00:00			0:15:00	32,006.14	8,001.53	256.68	64.17	
08.23 12:15:00			0:15:00 4:15:00	31,346.62	7,836.66	0.50	0.12	3,646.42
08.30 07:45:00	30-Aug	12-Apr	0:11:24	31,559.74	5,996.35	1.74	0.33	
08.30 08:00:00			0:15:00	31,591.11	7,897.78	484.99	121.25	
08.30 08:15:00			0:15:00	31,744.22	7,936.06	784.99	196.25	
08.30 08:30:00			0:15:00	31,772.61	7,943.15	1,214.96	303.74	
08.30 08:45:00			0:15:00	32,417.18	8,104.30	1,284.92	321.23	
08.30 09:00:00			0:15:00	33,522.84	8,380.71	1,151.72	287.93	
08.30 09:15:00			0:15:00	34,421.36	8,605.34	1,046.41	261.60	
08.30 09:30:00			0:15:00	34,955.64	8,738.91	1,063.59	265.90	
08.30 09:45:00			0:15:00	35,170.75	8,792.69	1,111.88	277.97	
08.30 10:00:00			0:15:00	35,133.65	8,783.41	1,188.82	297.20	
08.30 10:15:00			0:15:00	35,091.08	8,772.77	1,270.23	317.56	
08.30 10:30:00			0:15:00	35,045.02	8,761.26	1,332.72	333.18	
08.30 10:45:00			0:15:00	35,000.21	8,750.05	1,399.69	349.92	
08.30 11:00:00			0:15:00	34,559.54	8,639.88	1,443.76	360.94	
08.30 11:15:00			0:15:00	33,866.16	8,466.54	1,501.27	375.32	
08.30 11:30:00			0:15:00	33,216.36	8,304.09	1,192.05	298.01	
08.30 11:45:00			0:15:00	32,549.38	8,137.35	679.93	169.98	
08.30 12:00:00			0:15:00	31,899.08	7,974.77	194.44	48.61	
08.30 12:15:00			0:15:00 4:41:24	31,215.92	7,803.98	1.00	0.25	4,587.17
09.06 07:44:24	6-Sep	5-Apr	0:07:48	31,771.86	4,130.34	239.76	31.17	
09.06 08:00:00			0:15:00	31,943.89	7,985.97	615.20	153.80	
09.06 08:15:00			0:15:00	32,051.95	8,012.99	1,156.20	289.05	
09.06 08:30:00			0:15:00	31,985.22	7,996.31	1,781.11	445.28	
09.06 08:45:00			0:15:00	32,380.08	8,095.02	1,889.66	472.41	
09.06 09:00:00			0:15:00	33,459.10	8,364.78	1,583.43	395.86	
09.06 09:15:00			0:15:00	34,416.38	8,604.10	1,340.44	335.11	
09.06 09:30:00			0:15:00	35,009.67	8,752.42	1,286.91	321.73	
09.06 09:45:00			0:15:00	35,254.40	8,813.60	1,319.27	329.82	
09.06 10:00:00			0:15:00	35,203.36	8,800.84	1,404.42	351.11	
09.06 10:15:00			0:15:00	35,140.13	8,785.03	1,492.31	373.08	
09.06 10:30:00			0:15:00	35,076.64	8,769.16	1,555.05	388.76	
09.06 10:45:00			0:15:00	35,016.64	8,754.16	1,627.49	406.87	
09.06 11:00:00			0:15:00	34,528.91	8,632.23	1,671.81	417.95	

09.06 11:15:00			0:15:00	33,807.66	8,451.91	1,723.35	430.84	
09.06 11:30:00			0:15:00	33,137.69	8,284.42	1,266.00	316.50	
09.06 11:45:00			0:15:00	32,446.81	8,111.70	657.27	164.32	
09.06 12:00:00			0:15:00	31,771.86	7,942.96	122.99	30.75	
09.06 12:15:00			0:15:00 4:37:48	31,062.55	7,765.64	0.75	0.19	5,654.57
09.13 07:50:24	13-Sep	29-Mar	0:04:48	32,362.90	2,589.03	433.95	34.72	
09.13 08:00:00			0:12:36	32,390.54	6,802.01	888.31	186.55	
09.13 08:15:00			0:15:00	32,428.38	8,107.10	1,573.22	393.31	
09.13 08:30:00			0:15:00	32,314.61	8,078.65	2,336.55	584.14	
09.13 08:45:00			0:15:00	32,379.83	8,094.96	2,661.45	665.36	
09.13 09:00:00			0:15:00	33,415.54	8,353.88	2,130.41	532.60	
09.13 09:15:00			0:15:00	34,420.36	8,605.09	1,712.64	428.16	
09.13 09:30:00			0:15:00	35,070.17	8,767.54	1,536.37	384.09	
09.13 09:45:00			0:15:00	35,344.78	8,836.19	1,549.82	387.45	
09.13 10:00:00			0:15:00	35,282.53	8,820.63	1,640.19	410.05	
09.13 10:15:00			0:15:00	35,192.66	8,798.16	1,737.54	434.38	
09.13 10:30:00			0:15:00	35,110.25	8,777.56	1,800.53	450.13	
09.13 10:45:00			0:15:00	35,032.82	8,758.21	1,879.45	469.86	
09.13 11:00:00			0:15:00	34,491.57	8,622.89	1,925.26	481.31	
09.13 11:15:00			0:15:00	33,737.45	8,434.36	1,930.74	482.68	
09.13 11:30:00			0:15:00	33,043.33	8,260.83	1,309.32	327.33	
09.13 11:45:00			0:15:00	32,327.55	8,081.89	592.29	148.07	
09.13 12:00:00			0:15:00 4:17:24	31,623.97	7,905.99	59.25	14.81	6,815.02
09.20 07:57:00	20-Sep	22-Mar	0:01:12	32,817.27	656.35	1,095.95	21.92	
09.20 08:00:00			0:09:00	32,811.29	4,921.69	1,288.65	193.30	
09.20 08:15:00			0:15:00	32,813.78	8,203.45	2,024.60	506.15	
09.20 08:30:00			0:15:00	32,734.61	8,183.65	2,896.73	724.18	
09.20 08:45:00			0:15:00	32,475.94	8,118.98	3,542.79	885.70	
09.20 09:00:00			0:15:00	33,391.14	8,347.78	2,814.07	703.52	
09.20 09:15:00			0:15:00	34,432.56	8,608.14	2,187.67	546.92	
09.20 09:30:00			0:15:00	35,135.89	8,783.97	1,830.65	457.66	
09.20 09:45:00			0:15:00	35,443.87	8,860.97	1,797.29	449.32	
09.20 10:00:00			0:15:00	35,369.67	8,842.42	1,895.88	473.97	
09.20 10:15:00			0:15:00	35,251.41	8,812.85	1,997.96	499.49	
09.20 10:30:00			0:15:00	35,145.85	8,786.46	2,070.90	517.73	
09.20 10:45:00			0:15:00	35,047.26	8,761.82	2,150.57	537.64	
09.20 11:00:00			0:15:00	34,438.54	8,609.63	2,200.62	550.15	
09.20 11:15:00			0:15:00	33,658.78	8,414.69	2,106.26	526.56	
09.20 11:30:00			0:15:00	32,936.77	8,234.19	1,315.04	328.76	
09.20 11:45:00			0:15:00	32,192.11	8,048.03	477.77	119.44	
09.20 12:00:00			0:15:00 4:10:12	31,458.66	7,864.67	24.90	6.22	8,048.64
09.27 08:03:00	27-Sep	15-Mar	0:06:00	33,331.88	3,333.19	1,754.22	175.42	
09.27 08:15:00			0:13:12	33,181.51	7,299.93	2,536.47	558.02	
09.27 08:30:00			0:15:00	33,119.76	8,279.94	3,256.98	814.25	
09.27 08:45:00			0:15:00	32,700.75	8,175.19	4,166.95	1,041.74	
09.27 09:00:00			0:15:00	33,338.36	8,334.59	3,739.48	934.87	
09.27 09:15:00			0:15:00	34,448.75	8,612.19	2,855.90	713.97	
09.27 09:30:00			0:15:00	35,208.34	8,802.09	2,249.41	562.35	
09.27 09:45:00			0:15:00	35,548.43	8,887.11	2,100.03	525.01	
09.27 10:00:00			0:15:00	35,468.51	8,867.13	2,190.66	547.66	
09.27 10:15:00			0:15:00	35,315.40	8,828.85	2,304.19	576.05	
09.27 10:30:00			0:15:00	35,182.20	8,795.55	2,368.17	592.04	
09.27 10:45:00			0:15:00	35,052.24	8,763.06	2,452.82	613.20	
09.27 11:00:00			0:15:00	34,377.54	8,594.39	2,498.63	624.66	
09.27 11:15:00			0:15:00	33,570.89	8,392.72	2,251.16	562.79	
09.27 11:30:00			0:15:00	32,821.75	8,205.44	1,286.91	321.73	

09.27 11:45:00			0:15:00	32,042.24	8,010.56	347.81	86.95	
09.27 12:00:00			0:15:00 4:04:12	31,275.42	7,818.86	0.25	0.06	9,250.78
10.04 08:09:36	4-Oct	8-Mar	0:02:24	33,961.52	1,358.46	2,302.44	92.10	
10.04 08:15:00			0:10:12	33,826.58	5,750.52	2,562.61	435.64	
10.04 08:30:00			0:15:00	33,538.03	8,384.51	3,659.56	914.89	
10.04 08:45:00			0:15:00	33,017.69	8,254.42	4,894.43	1,223.61	
10.04 09:00:00			0:15:00	33,367.24	8,341.81	4,665.38	1,166.35	
10.04 09:15:00			0:15:00	34,457.21	8,614.30	3,539.31	884.83	
10.04 09:30:00			0:15:00	35,274.07	8,818.52	2,716.22	679.06	
10.04 09:45:00			0:15:00	35,663.70	8,915.93	2,441.86	610.47	
10.04 10:00:00			0:15:00	35,579.05	8,894.76	2,524.77	631.19	
10.04 10:15:00			0:15:00	35,387.35	8,846.84	2,648.01	662.00	
10.04 10:30:00			0:15:00	35,223.03	8,805.76	2,723.20	680.80	
10.04 10:45:00			0:15:00	35,054.73	8,763.68	2,812.08	703.02	
10.04 11:00:00			0:15:00	34,326.25	8,581.56	2,862.87	715.72	
10.04 11:15:00			0:15:00	33,487.74	8,371.93	2,405.76	601.44	
10.04 11:30:00			0:15:00	32,703.74	8,175.94	1,228.65	307.16	
10.04 11:45:00			0:15:00 3:42:36	31,890.86	7,972.72	238.76	59.69	10,367.96
10.11 08:16:11	11-Oct	1-Mar	0:07:12	34,601.61	4,152.19	2,678.88	321.47	
10.11 08:30:00			0:14:24	34,150.24	8,196.06	3,954.83	949.16	
10.11 08:45:00			0:15:00	33,564.17	8,391.04	5,135.68	1,283.92	
10.11 09:00:00			0:15:00	33,389.89	8,347.47	5,749.38	1,437.35	
10.11 09:15:00			0:15:00	34,460.20	8,615.05	4,648.20	1,162.05	
10.11 09:30:00			0:15:00	35,328.10	8,832.02	3,422.29	855.57	
10.11 09:45:00			0:15:00	35,784.95	8,946.24	2,852.16	713.04	
10.11 10:00:00			0:15:00	35,709.26	8,927.32	2,865.36	716.34	
10.11 10:15:00			0:15:00	35,469.76	8,867.44	3,005.52	751.38	
10.11 10:30:00			0:15:00	35,268.59	8,817.15	3,088.93	772.23	
10.11 10:45:00			0:15:00	35,062.20	8,765.55	3,186.77	796.69	
10.11 11:00:00			0:15:00	34,278.70	8,569.68	3,231.83	807.96	
10.11 11:15:00			0:15:00	33,411.30	8,352.83	2,525.02	631.26	
10.11 11:30:00			0:15:00	32,589.71	8,147.43	1,129.06	282.27	
10.11 11:45:00			0:15:00 3:36:36	31,741.98	7,935.50	152.62	38.15	11,518.83
10.18 08:22:48	18-Oct	22-Feb	0:03:36	35,590.01	2,135.40	2,839.71	170.38	
10.18 08:30:00			0:10:48	35,412.25	6,374.20	3,216.65	579.00	
10.18 08:45:00			0:15:00	34,480.61	8,620.15	4,614.84	1,153.71	
10.18 09:00:00			0:15:00	33,542.26	8,385.57	5,994.86	1,498.72	
10.18 09:15:00			0:15:00	34,456.96	8,614.24	5,187.96	1,296.99	
10.18 09:30:00			0:15:00	35,386.35	8,846.59	4,131.35	1,032.84	
10.18 09:45:00			0:15:00	35,905.45	8,976.36	3,380.97	845.24	
10.18 10:00:00			0:15:00	35,861.63	8,965.41	3,212.17	803.04	
10.18 10:15:00			0:15:00	35,564.61	8,891.15	3,368.27	842.07	
10.18 10:30:00			0:15:00	35,321.12	8,830.28	3,465.12	866.28	
10.18 10:45:00			0:15:00	35,077.64	8,769.41	3,571.92	892.98	
10.18 11:00:00			0:15:00	34,242.10	8,560.53	3,584.12	896.03	
10.18 11:15:00			0:15:00	33,339.10	8,334.78	2,629.09	657.27	
10.18 11:30:00			0:15:00	32,479.92	8,119.98	1,019.77	254.94	
10.18 11:45:00			0:15:00 3:29:24	31,595.34	7,898.84	87.89	21.97	11,811.46
10.25 07:30:00	25-Oct	15-Feb	0:07:48	36,530.60	4,748.98	2,475.23	321.78	
10.25 07:45:00			0:15:00	36,086.20	9,021.55	3,360.05	840.01	
10.25 08:00:00			0:15:00	33,989.40	8,497.35	5,701.58	1,425.40	
10.25 08:15:00			0:15:00	34,437.79	8,609.45	5,267.38	1,316.85	
10.25 08:30:00			0:15:00	35,438.89	8,859.72	4,266.29	1,066.57	
10.25 08:45:00			0:15:00	36,020.47	9,005.12	3,684.70	921.18	
10.25 09:00:00			0:15:00	36,029.68	9,007.42	3,569.93	892.48	
10.25 09:15:00			0:15:00	35,678.64	8,919.66	3,742.46	935.62	



10.25 09:30:00			0:15:00	35,383.37	8,845.84	3,853.01	963.25	
10.25 09:45:00			0:15:00	35,103.03	8,775.76	3,971.02	992.75	
10.25 10:00:00			0:15:00	34,234.63	8,558.66	3,934.67	983.67	
10.25 10:15:00			0:15:00	33,294.54	8,323.63	2,756.56	689.14	
10.25 10:30:00			0:15:00	32,395.02	8,098.76	939.35	234.84	
10.25 10:45:00			0:15:00	3:22:48	31,465.63	7,866.41	44.57	11,594.67
11.01 07:36:35	1-Nov	8-Feb	0:04:12	37,951.21	2,656.58	1,575.96	110.32	
11.01 07:45:00			0:11:24	38,010.71	7,222.04	1,632.72	310.22	
11.01 08:00:00			0:15:00	35,261.12	8,815.28	4,444.05	1,111.01	
11.01 08:15:00			0:15:00	34,422.11	8,605.53	5,283.07	1,320.77	
11.01 08:30:00			0:15:00	35,464.78	8,866.19	4,240.40	1,060.10	
11.01 08:45:00			0:15:00	36,122.30	9,030.58	3,582.88	895.72	
11.01 09:00:00			0:15:00	36,211.18	9,052.80	3,494.00	873.50	
11.01 09:15:00			0:15:00	35,817.07	8,954.27	3,888.11	972.03	
11.01 09:30:00			0:15:00	35,460.55	8,865.14	4,199.82	1,049.95	
11.01 09:45:00			0:15:00	35,150.33	8,787.58	4,375.84	1,093.96	
11.01 10:00:00			0:15:00	34,256.05	8,564.01	4,295.17	1,073.79	
11.01 10:15:00			0:15:00	33,264.41	8,316.10	2,941.04	735.26	
11.01 10:30:00			0:15:00	32,329.79	8,082.45	920.43	230.11	
11.01 10:45:00			0:15:00	3:15:36	31,362.56	7,840.64	35.10	10,845.51
11.08 07:43:48	8-Nov	1-Feb	0:00:36	38,755.37	387.55	949.81	9.50	
11.08 07:45:00			0:07:48	38,811.88	5,045.55	893.29	116.13	
11.08 08:00:00			0:15:00	38,412.04	9,603.01	1,293.13	323.28	
11.08 08:15:00			0:15:00	35,036.56	8,759.14	4,668.62	1,167.16	
11.08 08:30:00			0:15:00	35,453.57	8,863.39	4,251.60	1,062.90	
11.08 08:45:00			0:15:00	36,192.01	9,048.00	3,513.17	878.29	
11.08 09:00:00			0:15:00	36,402.88	9,100.72	3,302.04	825.51	
11.08 09:15:00			0:15:00	35,988.60	8,997.15	3,716.57	929.14	
11.08 09:30:00			0:15:00	35,559.14	8,889.78	4,146.04	1,036.51	
11.08 09:45:00			0:15:00	35,214.07	8,803.52	4,477.16	1,119.29	
11.08 10:00:00			0:15:00	34,317.04	8,579.26	4,547.87	1,136.97	
11.08 10:15:00			0:15:00	33,281.09	8,320.27	3,141.96	785.49	
11.08 10:30:00			0:15:00	32,303.65	8,075.91	991.88	247.97	
11.08 10:45:00			0:15:00	3:08:24	31,296.33	7,824.08	44.07	9,649.16
11.15 07:51:00	15-Nov	25-Jan	0:04:48	39,388.74	3,151.10	316.44	25.32	
11.15 08:00:00			0:12:00	39,552.56	7,910.51	152.62	30.52	
11.15 08:15:00			0:15:00	37,008.12	9,252.03	2,697.05	674.26	
11.15 08:30:00			0:15:00	35,437.89	8,859.47	4,267.29	1,066.82	
11.15 08:45:00			0:15:00	36,235.58	9,058.89	3,469.60	867.40	
11.15 09:00:00			0:15:00	36,591.85	9,147.96	3,113.33	778.33	
11.15 09:15:00			0:15:00	36,198.23	9,049.56	3,506.94	876.74	
11.15 09:30:00			0:15:00	35,684.37	8,921.09	4,020.81	1,005.20	
11.15 09:45:00			0:15:00	35,291.75	8,822.94	4,409.69	1,102.42	
11.15 10:00:00			0:15:00	34,434.80	8,608.70	4,518.49	1,129.62	
11.15 10:15:00			0:15:00	33,334.37	8,333.59	3,134.49	783.62	
11.15 10:30:00			0:15:00	32,319.09	8,079.77	1,097.69	274.42	
11.15 10:45:00			0:15:00	3:01:48	31,276.91	7,819.23	76.68	8,633.85
11.22 07:57:36	22-Nov	18-Jan	0:01:12	39,684.26	793.69	20.91	0.42	
11.22 08:00:00			0:09:00	39,700.45	5,955.07	4.73	0.71	
11.22 08:15:00			0:15:00	39,592.14	9,898.04	113.03	28.26	
11.22 08:30:00			0:15:00	36,117.07	9,029.27	3,588.11	897.03	
11.22 08:45:00			0:15:00	36,258.23	9,064.56	3,446.94	861.74	
11.22 09:00:00			0:15:00	36,725.30	9,181.32	2,979.88	744.97	
11.22 09:15:00			0:15:00	36,450.19	9,112.55	3,254.99	813.75	
11.22 09:30:00			0:15:00	35,847.94	8,961.98	3,857.24	964.31	
11.22 09:45:00			0:15:00	35,387.35	8,846.84	4,317.83	1,079.46	

11.22 10:00:00			0:15:00	34,585.93	8,646.48	4,463.97	1,115.99	
11.22 10:15:00			0:15:00	33,440.43	8,360.11	3,147.19	786.80	
11.22 10:30:00			0:15:00	32,391.04	8,097.76	1,094.71	273.68	
11.22 10:45:00			0:15:00 2:55:12	31,311.77	7,827.94	131.70	32.93	7,600.02
11.29 08:30:00	29-Nov	11-Jan	0:15:00	37,564.81	9,391.20	2,140.37	535.09	
11.29 08:45:00			0:15:00	36,212.92	9,053.23	3,492.25	873.06	
11.29 09:00:00			0:15:00	36,777.58	9,194.40	2,927.60	731.90	
11.29 09:15:00			0:15:00	36,690.69	9,172.67	3,014.49	753.62	
11.29 09:30:00			0:15:00	36,031.18	9,007.79	3,674.00	918.50	
11.29 09:45:00			0:15:00	35,504.36	8,876.09	4,200.81	1,050.20	
11.29 10:00:00			0:15:00	34,770.66	8,692.67	4,390.52	1,097.63	
11.29 10:15:00			0:15:00	33,603.26	8,400.81	3,258.22	814.56	
11.29 10:30:00			0:15:00	32,524.98	8,131.25	1,179.60	294.90	
11.29 10:45:00			0:15:00 2:30:00	31,407.87	7,851.97	146.39	36.60	7,106.06
12.06 08:30:00	6-Dec	4-Jan	0:15:00	39,554.55	9,888.64	150.63	37.66	
12.06 08:45:00			0:15:00	36,440.73	9,110.18	3,264.45	816.11	
12.06 09:00:00			0:15:00	36,768.12	9,192.03	2,937.06	734.26	
12.06 09:15:00			0:15:00	36,907.54	9,226.89	2,797.64	699.41	
12.06 09:30:00			0:15:00	36,255.99	9,064.00	3,449.18	862.30	
12.06 09:45:00			0:15:00	35,645.03	8,911.26	4,060.15	1,015.04	
12.06 10:00:00			0:15:00	34,987.01	8,746.75	4,341.73	1,085.43	
12.06 10:15:00			0:15:00	33,818.11	8,454.53	3,457.15	864.29	
12.06 10:30:00			0:15:00	32,691.04	8,172.76	1,378.53	344.63	
12.06 10:45:00			0:15:00 2:30:00	31,559.24	7,889.81	187.22	46.81	6,505.93
12.13 08:45:00	13-Dec	27-Dec	0:15:00	37,427.63	9,356.91	2,277.55	569.39	
12.13 09:00:00			0:15:00	36,716.33	9,179.08	2,988.84	747.21	
12.13 09:15:00			0:15:00	37,046.46	9,261.62	2,658.71	664.68	
12.13 09:30:00			0:15:00	36,485.54	9,121.39	3,219.64	804.91	
12.13 09:45:00			0:15:00	35,805.36	8,951.34	3,899.81	974.95	
12.13 10:00:00			0:15:00	35,210.33	8,802.58	4,300.15	1,075.04	
12.13 10:15:00			0:15:00	34,082.02	8,520.50	3,713.83	928.46	
12.13 10:30:00			0:15:00	32,916.11	8,229.03	1,734.55	433.64	
12.13 10:45:00			0:15:00 2:15:00	31,774.10	7,943.53	271.87	67.97	6,266.24
12.20 08:45:00	20-Dec	No Mirror	0:15:00	37,886.48	9,471.62	1,818.70	454.68	
12.20 09:00:00			0:15:00	36,603.80	9,150.95	3,101.38	775.34	
12.20 09:15:00			0:15:00	37,066.13	9,266.53	2,639.05	659.76	
12.20 09:30:00			0:15:00	36,687.20	9,171.80	3,017.97	754.49	
12.20 09:45:00			0:15:00	35,962.96	8,990.74	3,742.22	935.55	
12.20 10:00:00			0:15:00	35,381.87	8,845.47	4,250.85	1,062.71	
12.20 10:15:00			0:15:00	34,376.05	8,594.01	3,955.58	988.90	
12.20 10:30:00			0:15:00	33,164.33	8,291.08	2,180.20	545.05	
12.20 10:45:00			0:15:00	32,020.33	8,005.08	432.21	108.05	
12.20 11:00:00			0:15:00 2:30:00	30,962.72	7,740.68	5.48	1.37	6,285.91
91:08:24				3,119,750.56		649,617.30	158,624.43	

3:22:32 Average Duration



MAY2020 1450 OWENS E AND D FOR D 39 FT EXIST UPPER ONLY PROPOSED - P9 Skate Park

DayNum	Date+Time	Duration	ExSF	ExSFHr	NewSF	NewSFHr	SunnySF	SunnySFHr
172	06.21 06:46:48	0:06:36	31,594.59	3,475.41	0.00	0.00	8,110.58	892.16
172	06.21 07:00:00	0:13:48	31,527.62	7,251.35	0.00	0.00	8,177.55	1,880.84
172	06.21 07:15:00	0:15:00	31,529.37	7,882.34	0.00	0.00	8,175.81	2,043.95
172	06.21 07:30:00	0:15:00	31,529.12	7,882.28	0.00	0.00	8,176.06	2,044.02
172	06.21 07:45:00	0:15:00	31,529.86	7,882.47	0.00	0.00	8,175.31	2,043.83
172	06.21 08:00:00	0:15:00	31,583.39	7,895.85	0.00	0.00	8,121.79	2,030.45
172	06.21 08:15:00	0:15:00	32,252.11	8,063.03	0.00	0.00	7,453.06	1,863.27
172	06.21 08:30:00	0:15:00	33,218.10	8,304.53	0.00	0.00	6,487.07	1,621.77
172	06.21 08:45:00	0:15:00	34,025.75	8,506.44	0.00	0.00	5,679.42	1,419.86
172	06.21 09:00:00	0:15:00	34,585.43	8,646.36	0.00	0.00	5,119.75	1,279.94
172	06.21 09:15:00	0:15:00	34,855.81	8,713.95	0.00	0.00	4,849.37	1,212.34
172	06.21 09:30:00	0:15:00	34,921.78	8,730.45	0.00	0.00	4,783.39	1,195.85
172	06.21 09:45:00	0:15:00	34,921.78	8,730.45	67.47	16.87	4,715.92	1,178.98
172	06.21 10:00:00	0:15:00	34,921.78	8,730.45	154.61	38.65	4,628.79	1,157.20
172	06.21 10:15:00	0:15:00	34,921.78	8,730.45	237.51	59.38	4,545.88	1,136.47
172	06.21 10:30:00	0:15:00	34,921.53	8,730.38	297.52	74.38	4,486.13	1,121.53
172	06.21 10:45:00	0:15:00	34,772.15	8,693.04	360.26	90.06	4,572.77	1,143.19
172	06.21 11:00:00	0:15:00	34,228.91	8,557.23	398.35	99.59	5,077.92	1,269.48
172	06.21 11:15:00	0:15:00	33,679.69	8,419.92	445.90	111.48	5,579.59	1,394.90
172	06.21 11:30:00	0:15:00	33,141.67	8,285.42	395.86	98.96	6,167.65	1,541.91
172	06.21 11:45:00	0:15:00	32,580.25	8,145.06	277.60	69.40	6,847.33	1,711.83
172	06.21 12:00:00	0:15:00	32,043.98	8,011.00	143.90	35.98	7,517.29	1,879.32
172	06.21 12:15:00	0:15:00	31,469.12	7,867.28	8.96	2.24	8,227.10	2,056.77
172	06.21 12:30:00	0:15:00	30,931.85	7,732.96	0.00	0.00	8,773.33	2,193.33
172	06.21 12:45:00	0:15:00	30,335.82	7,583.96	0.00	0.00	9,369.36	2,342.34
172	06.21 13:00:00	0:15:00	30,095.32	7,523.83	0.00	0.00	9,609.86	2,402.46
172	06.21 13:15:00	0:15:00	30,721.47	7,680.37	0.00	0.00	8,983.71	2,245.93
172	06.21 13:30:00	0:15:00	31,375.01	7,843.75	0.00	0.00	8,330.17	2,082.54
172	06.21 13:45:00	0:15:00	32,022.32	8,005.58	0.00	0.00	7,682.86	1,920.71
172	06.21 14:00:00	0:15:00	32,719.42	8,179.86	0.00	0.00	6,985.75	1,746.44
172	06.21 14:15:00	0:15:00	33,398.61	8,349.65	0.00	0.00	6,306.57	1,576.64
172	06.21 14:30:00	0:15:00	34,097.95	8,524.49	0.00	0.00	5,607.22	1,401.81
172	06.21 14:45:00	0:15:00	34,833.15	8,708.29	0.00	0.00	4,872.03	1,218.01
172	06.21 15:00:00	0:15:00	35,573.83	8,893.46	0.00	0.00	4,131.35	1,032.84
172	06.21 15:15:00	0:15:00	36,370.02	9,092.51	0.00	0.00	3,335.16	833.79
172	06.21 15:30:00	0:15:00	37,185.14	9,296.28	0.00	0.00	2,520.04	630.01
172	06.21 15:45:00	0:15:00	37,867.30	9,466.83	0.00	0.00	1,837.87	459.47
172	06.21 16:00:00	0:15:00	38,348.31	9,587.08	0.00	0.00	1,356.87	339.22
172	06.21 16:15:00	0:15:00	38,538.77	9,634.69	0.00	0.00	1,166.41	291.60
172	06.21 16:30:00	0:15:00	38,546.24	9,636.56	0.00	0.00	1,158.94	289.74
172	06.21 16:45:00	0:15:00	38,517.61	9,629.40	0.00	0.00	1,187.57	296.89
172	06.21 17:00:00	0:15:00	38,296.52	9,574.13	0.00	0.00	1,408.65	352.16
172	06.21 17:15:00	0:15:00	37,876.02	9,469.01	0.00	0.00	1,829.16	457.29
172	06.21 17:30:00	0:15:00	37,185.14	9,296.28	0.00	0.00	2,520.04	630.01
172	06.21 17:45:00	0:15:00	36,298.07	9,074.52	0.00	0.00	3,407.11	851.78
172	06.21 18:00:00	0:15:00	35,434.65	8,858.66	0.00	0.00	4,270.52	1,067.63
172	06.21 18:15:00	0:15:00	34,802.78	8,700.69	0.00	0.00	4,902.40	1,225.60
172	06.21 18:30:00	0:15:00	35,227.76	8,806.94	0.00	0.00	4,477.41	1,119.35
172	06.21 18:45:00	0:15:00	36,711.35	9,177.84	0.00	0.00	2,993.82	748.46
172	06.21 19:00:00	0:15:00	38,546.24	9,636.56	0.00	0.00	1,158.94	289.74
172	06.21 19:15:00	0:18:00	38,546.24	11,563.87	0.00	0.00	1,158.94	347.68
172	06.21 19:36:00	0:10:48	35,894.74	6,461.05	0.00	0.00	3,810.43	685.88
179	06.28 06:48:35	0:06:00	31,553.02	3,155.30	0.00	0.00	8,152.16	815.22
179	06.28 07:00:00	0:13:12	31,526.13	6,935.75	0.00	0.00	8,179.05	1,799.39
179	06.28 07:15:00	0:15:00	31,528.62	7,882.15	0.00	0.00	8,176.56	2,044.14
179	06.28 07:30:00	0:15:00	31,528.87	7,882.22	0.00	0.00	8,176.31	2,044.08
179	06.28 07:45:00	0:15:00	31,529.86	7,882.47	0.00	0.00	8,175.31	2,043.83
179	06.28 08:00:00	0:15:00	31,550.28	7,887.57	0.00	0.00	8,154.90	2,038.72
179	06.28 08:15:00	0:15:00	32,138.59	8,034.65	0.00	0.00	7,566.59	1,891.65
179	06.28 08:30:00	0:15:00	33,104.33	8,276.08	0.00	0.00	6,600.85	1,650.21
179	06.28 08:45:00	0:15:00	33,934.13	8,483.53	0.00	0.00	5,771.04	1,442.76
179	06.28 09:00:00	0:15:00	34,540.12	8,635.03	0.00	0.00	5,165.06	1,291.27
179	06.28 09:15:00	0:15:00	34,833.65	8,708.41	0.00	0.00	4,871.53	1,217.88
179	06.28 09:30:00	0:15:00	34,921.78	8,730.45	0.00	0.00	4,783.39	1,195.85
179	06.28 09:45:00	0:15:00	34,921.78	8,730.45	68.47	17.12	4,714.93	1,178.73
179	06.28 10:00:00	0:15:00	34,921.78	8,730.45	157.10	39.27	4,626.30	1,156.57



\_MAY2020 1450 OWENS E AND D FOR D 39 FT EXIST UPPER ONLY PROPOSED - P9 Skate Park

DayNum	Date+Time	Duration	ExSF	ExSFHr	NewSF	NewSFHr	SunnySF	SunnySFHr
179	06.28 10:15:00	0:15:00	34,921.78	8,730.45	240.75	60.19	4,542.64	1,135.66
179	06.28 10:30:00	0:15:00	34,921.78	8,730.45	302.49	75.62	4,480.90	1,120.23
179	06.28 10:45:00	0:15:00	34,828.92	8,707.23	364.99	91.25	4,511.27	1,127.82
179	06.28 11:00:00	0:15:00	34,288.16	8,572.04	404.82	101.21	5,012.19	1,253.05
179	06.28 11:15:00	0:15:00	33,736.45	8,434.11	451.87	112.97	5,516.85	1,379.21
179	06.28 11:30:00	0:15:00	33,196.69	8,299.17	415.53	103.88	6,092.96	1,523.24
179	06.28 11:45:00	0:15:00	32,637.27	8,159.32	295.77	73.94	6,772.14	1,693.03
179	06.28 12:00:00	0:15:00	32,100.99	8,025.25	159.84	39.96	7,444.35	1,861.09
179	06.28 12:15:00	0:15:00	31,523.64	7,880.91	19.17	4.79	8,162.37	2,040.59
179	06.28 12:30:00	0:15:00	30,984.63	7,746.16	0.00	0.00	8,720.55	2,180.14
179	06.28 12:45:00	0:15:00	30,389.10	7,597.28	0.00	0.00	9,316.08	2,329.02
179	06.28 13:00:00	0:15:00	30,047.02	7,511.76	0.00	0.00	9,658.16	2,414.54
179	06.28 13:15:00	0:15:00	30,657.48	7,664.37	0.00	0.00	9,047.69	2,261.92
179	06.28 13:30:00	0:15:00	31,295.34	7,823.83	0.00	0.00	8,409.84	2,102.46
179	06.28 13:45:00	0:15:00	31,966.30	7,991.58	0.00	0.00	7,738.87	1,934.72
179	06.28 14:00:00	0:15:00	32,650.21	8,162.55	0.00	0.00	7,054.96	1,763.74
179	06.28 14:15:00	0:15:00	33,333.13	8,333.28	0.00	0.00	6,372.05	1,593.01
179	06.28 14:30:00	0:15:00	34,043.68	8,510.92	0.00	0.00	5,661.50	1,415.37
179	06.28 14:45:00	0:15:00	34,771.41	8,692.85	0.00	0.00	4,933.77	1,233.44
179	06.28 15:00:00	0:15:00	35,514.82	8,878.71	0.00	0.00	4,190.36	1,047.59
179	06.28 15:15:00	0:15:00	36,316.99	9,079.25	0.00	0.00	3,388.19	847.05
179	06.28 15:30:00	0:15:00	37,121.40	9,280.35	0.00	0.00	2,583.77	645.94
179	06.28 15:45:00	0:15:00	37,826.97	9,456.74	0.00	0.00	1,878.20	469.55
179	06.28 16:00:00	0:15:00	38,322.17	9,580.54	0.00	0.00	1,383.01	345.75
179	06.28 16:15:00	0:15:00	38,535.03	9,633.76	0.00	0.00	1,170.14	292.54
179	06.28 16:30:00	0:15:00	38,546.24	9,636.56	0.00	0.00	1,158.94	289.74
179	06.28 16:45:00	0:15:00	38,526.32	9,631.58	0.00	0.00	1,178.86	294.71
179	06.28 17:00:00	0:15:00	38,319.68	9,579.92	0.00	0.00	1,385.50	346.38
179	06.28 17:15:00	0:15:00	37,912.37	9,478.09	0.00	0.00	1,792.81	448.20
179	06.28 17:30:00	0:15:00	37,234.43	9,308.61	0.00	0.00	2,470.74	617.69
179	06.28 17:45:00	0:15:00	36,362.05	9,090.51	0.00	0.00	3,343.12	835.78
179	06.28 18:00:00	0:15:00	35,472.25	8,868.06	0.00	0.00	4,232.93	1,058.23
179	06.28 18:15:00	0:15:00	34,837.63	8,709.41	0.00	0.00	4,867.54	1,216.89
179	06.28 18:30:00	0:15:00	35,140.37	8,785.09	0.00	0.00	4,564.80	1,141.20
179	06.28 18:45:00	0:15:00	36,615.50	9,153.88	0.00	0.00	3,089.67	772.42
179	06.28 19:00:00	0:15:00	38,542.50	9,635.63	0.00	0.00	1,162.67	290.67
179	06.28 19:15:00	0:18:00	38,546.24	11,563.87	0.00	0.00	1,158.94	347.68
179	06.28 19:36:36	0:10:48	35,836.73	6,450.61	0.00	0.00	3,868.44	696.32
186	07.05 06:52:12	0:03:36	31,527.37	1,891.64	0.00	0.00	8,177.80	490.67
186	07.05 07:00:00	0:11:24	31,527.37	5,990.20	0.00	0.00	8,177.80	1,553.78
186	07.05 07:15:00	0:15:00	31,528.87	7,882.22	0.00	0.00	8,176.31	2,044.08
186	07.05 07:30:00	0:15:00	31,528.62	7,882.15	0.00	0.00	8,176.56	2,044.14
186	07.05 07:45:00	0:15:00	31,529.12	7,882.28	0.00	0.00	8,176.06	2,044.02
186	07.05 08:00:00	0:15:00	31,532.60	7,883.15	0.00	0.00	8,172.57	2,043.14
186	07.05 08:15:00	0:15:00	32,001.90	8,000.48	0.00	0.00	7,703.27	1,925.82
186	07.05 08:30:00	0:15:00	32,952.46	8,238.11	0.00	0.00	6,752.72	1,688.18
186	07.05 08:45:00	0:15:00	33,811.64	8,452.91	0.00	0.00	5,893.54	1,473.38
186	07.05 09:00:00	0:15:00	34,468.17	8,617.04	0.00	0.00	5,237.01	1,309.25
186	07.05 09:15:00	0:15:00	34,800.04	8,700.01	0.00	0.00	4,905.14	1,226.28
186	07.05 09:30:00	0:15:00	34,921.78	8,730.45	0.00	0.00	4,783.39	1,195.85
186	07.05 09:45:00	0:15:00	34,921.78	8,730.45	95.85	23.96	4,687.54	1,171.89
186	07.05 10:00:00	0:15:00	34,921.78	8,730.45	184.73	46.18	4,598.66	1,149.67
186	07.05 10:15:00	0:15:00	34,921.78	8,730.45	268.88	67.22	4,514.51	1,128.63
186	07.05 10:30:00	0:15:00	34,921.78	8,730.45	330.13	82.53	4,453.26	1,113.32
186	07.05 10:45:00	0:15:00	34,882.45	8,720.61	393.12	98.28	4,429.61	1,107.40
186	07.05 11:00:00	0:15:00	34,346.67	8,586.67	432.70	108.18	4,925.80	1,231.45
186	07.05 11:15:00	0:15:00	33,791.23	8,447.81	480.01	120.00	5,433.94	1,358.49
186	07.05 11:30:00	0:15:00	33,249.72	8,312.43	453.12	113.28	6,002.33	1,500.58
186	07.05 11:45:00	0:15:00	32,688.06	8,172.01	324.40	81.10	6,692.72	1,673.18
186	07.05 12:00:00	0:15:00	32,145.56	8,036.39	180.50	45.13	7,379.12	1,844.78
186	07.05 12:15:00	0:15:00	31,567.95	7,891.99	29.63	7.41	8,107.59	2,026.90
186	07.05 12:30:00	0:15:00	31,025.46	7,756.36	0.00	0.00	8,679.72	2,169.93
186	07.05 12:45:00	0:15:00	30,427.19	7,606.80	0.00	0.00	9,277.99	2,319.50
186	07.05 13:00:00	0:15:00	30,022.37	7,505.59	0.00	0.00	9,682.81	2,420.70
186	07.05 13:15:00	0:15:00	30,643.04	7,660.76	0.00	0.00	9,062.13	2,265.53
186	07.05 13:30:00	0:15:00	31,271.93	7,817.98	0.00	0.00	8,433.24	2,108.31



## MAY2020 1450 OWENS E AND D FOR D 39 FT EXIST UPPER ONLY PROPOSED - P9 Skate Park

DayNum	Date+Time	Duration	ExSF	ExSFHr	NewSF	NewSFHr	SunnySF	SunnySFHr
186	07.05 13:45:00	0:15:00	31,935.18	7,983.80	0.00	0.00	7,770.00	1,942.50
186	07.05 14:00:00	0:15:00	32,619.59	8,154.90	0.00	0.00	7,085.59	1,771.40
186	07.05 14:15:00	0:15:00	33,312.71	8,328.18	0.00	0.00	6,392.46	1,598.12
186	07.05 14:30:00	0:15:00	34,026.75	8,506.69	0.00	0.00	5,678.43	1,419.61
186	07.05 14:45:00	0:15:00	34,749.25	8,687.31	0.00	0.00	4,955.93	1,238.98
186	07.05 15:00:00	0:15:00	35,508.85	8,877.21	0.00	0.00	4,196.33	1,049.08
186	07.05 15:15:00	0:15:00	36,302.55	9,075.64	0.00	0.00	3,402.63	850.66
186	07.05 15:30:00	0:15:00	37,123.89	9,280.97	0.00	0.00	2,581.29	645.32
186	07.05 15:45:00	0:15:00	37,827.22	9,456.81	0.00	0.00	1,877.95	469.49
186	07.05 16:00:00	0:15:00	38,323.41	9,580.85	0.00	0.00	1,381.76	345.44
186	07.05 16:15:00	0:15:00	38,535.53	9,633.88	0.00	0.00	1,169.65	292.41
186	07.05 16:30:00	0:15:00	38,546.24	9,636.56	0.00	0.00	1,158.94	289.74
186	07.05 16:45:00	0:15:00	38,526.07	9,631.52	0.00	0.00	1,179.11	294.78
186	07.05 17:00:00	0:15:00	38,317.19	9,579.30	0.00	0.00	1,387.99	347.00
186	07.05 17:15:00	0:15:00	37,906.39	9,476.60	0.00	0.00	1,798.78	449.70
186	07.05 17:30:00	0:15:00	37,218.75	9,304.69	0.00	0.00	2,486.43	621.61
186	07.05 17:45:00	0:15:00	36,341.39	9,085.35	0.00	0.00	3,363.79	840.95
186	07.05 18:00:00	0:15:00	35,451.58	8,862.90	0.00	0.00	4,253.59	1,063.40
186	07.05 18:15:00	0:15:00	34,817.71	8,704.43	0.00	0.00	4,887.46	1,221.87
186	07.05 18:30:00	0:15:00	35,208.84	8,802.21	0.00	0.00	4,496.34	1,124.08
186	07.05 18:45:00	0:15:00	36,699.65	9,174.91	0.00	0.00	3,005.52	751.38
186	07.05 19:00:00	0:15:00	38,546.24	9,636.56	0.00	0.00	1,158.94	289.74
186	07.05 19:15:00	0:18:00	38,546.24	11,563.87	0.00	0.00	1,158.94	347.68
186	07.05 19:36:00	0:10:48	35,803.12	6,444.56	0.00	0.00	3,902.05	702.37
193	07.12 06:56:24	0:01:48	31,527.62	945.83	0.00	0.00	8,177.55	245.33
193	07.12 07:00:00	0:09:00	31,527.37	4,729.11	0.00	0.00	8,177.80	1,226.67
193	07.12 07:15:00	0:15:00	31,528.12	7,882.03	0.00	0.00	8,177.06	2,044.26
193	07.12 07:30:00	0:15:00	31,528.87	7,882.22	0.00	0.00	8,176.31	2,044.08
193	07.12 07:45:00	0:15:00	31,529.86	7,882.47	0.00	0.00	8,175.31	2,043.83
193	07.12 08:00:00	0:15:00	31,533.85	7,883.46	0.00	0.00	8,171.33	2,042.83
193	07.12 08:15:00	0:15:00	31,855.26	7,963.82	0.00	0.00	7,849.91	1,962.48
193	07.12 08:30:00	0:15:00	32,774.70	8,193.67	0.00	0.00	6,930.48	1,732.62
193	07.12 08:45:00	0:15:00	33,662.51	8,415.63	0.00	0.00	6,042.67	1,510.67
193	07.12 09:00:00	0:15:00	34,376.79	8,594.20	0.00	0.00	5,328.38	1,332.10
193	07.12 09:15:00	0:15:00	34,757.46	8,689.37	0.00	0.00	4,947.71	1,236.93
193	07.12 09:30:00	0:15:00	34,919.04	8,729.76	35.10	8.78	4,751.03	1,187.76
193	07.12 09:45:00	0:15:00	34,921.78	8,730.45	149.13	37.28	4,634.26	1,158.57
193	07.12 10:00:00	0:15:00	34,921.78	8,730.45	237.76	59.44	4,545.63	1,136.41
193	07.12 10:15:00	0:15:00	34,921.78	8,730.45	321.42	80.35	4,461.98	1,115.49
193	07.12 10:30:00	0:15:00	34,921.78	8,730.45	381.67	95.42	4,401.73	1,100.43
193	07.12 10:45:00	0:15:00	34,905.60	8,726.40	444.65	111.16	4,354.92	1,088.73
193	07.12 11:00:00	0:15:00	34,404.43	8,601.11	482.75	120.69	4,818.00	1,204.50
193	07.12 11:15:00	0:15:00	33,845.75	8,461.44	530.30	132.58	5,329.13	1,332.28
193	07.12 11:30:00	0:15:00	33,297.53	8,324.38	509.14	127.28	5,898.51	1,474.63
193	07.12 11:45:00	0:15:00	32,728.64	8,182.16	363.99	91.00	6,612.55	1,653.14
193	07.12 12:00:00	0:15:00	32,182.40	8,045.60	204.15	51.04	7,318.62	1,829.66
193	07.12 12:15:00	0:15:00	31,600.82	7,900.20	38.09	9.52	8,066.27	2,016.57
193	07.12 12:30:00	0:15:00	31,051.85	7,762.96	0.00	0.00	8,653.33	2,163.33
193	07.12 12:45:00	0:15:00	30,450.10	7,612.52	0.00	0.00	9,255.08	2,313.77
193	07.12 13:00:00	0:15:00	30,037.06	7,509.27	0.00	0.00	9,668.12	2,417.03
193	07.12 13:15:00	0:15:00	30,648.02	7,662.01	0.00	0.00	9,057.15	2,264.29
193	07.12 13:30:00	0:15:00	31,264.46	7,816.12	0.00	0.00	8,440.71	2,110.18
193	07.12 13:45:00	0:15:00	31,953.35	7,988.34	0.00	0.00	7,751.82	1,937.96
193	07.12 14:00:00	0:15:00	32,640.75	8,160.19	0.00	0.00	7,064.42	1,766.11
193	07.12 14:15:00	0:15:00	33,336.11	8,334.03	0.00	0.00	6,369.06	1,592.27
193	07.12 14:30:00	0:15:00	34,051.64	8,512.91	0.00	0.00	5,653.53	1,413.38
193	07.12 14:45:00	0:15:00	34,777.13	8,694.28	0.00	0.00	4,928.04	1,232.01
193	07.12 15:00:00	0:15:00	35,545.94	8,886.49	0.00	0.00	4,159.23	1,039.81
193	07.12 15:15:00	0:15:00	36,346.37	9,086.59	0.00	0.00	3,358.81	839.70
193	07.12 15:30:00	0:15:00	37,173.44	9,293.36	0.00	0.00	2,531.74	632.94
193	07.12 15:45:00	0:15:00	37,878.26	9,469.57	0.00	0.00	1,826.92	456.73
193	07.12 16:00:00	0:15:00	38,357.52	9,589.38	0.00	0.00	1,347.66	336.91
193	07.12 16:15:00	0:15:00	38,540.26	9,635.07	0.00	0.00	1,164.91	291.23
193	07.12 16:30:00	0:15:00	38,546.24	9,636.56	0.00	0.00	1,158.94	289.74
193	07.12 16:45:00	0:15:00	38,516.86	9,629.21	0.00	0.00	1,188.32	297.08
193	07.12 17:00:00	0:15:00	38,294.53	9,573.63	0.00	0.00	1,410.64	352.66



\_MAY2020 1450 OWENS E AND D FOR D 39 FT EXIST UPPER ONLY PROPOSED - P9 Skate Park

DayNum	Date+Time	Duration	ExSF	ExSFHr	NewSF	NewSFHr	SunnySF	SunnySFHr
193	07.12 17:15:00	0:15:00	37,853.11	9,463.28	0.00	0.00	1,852.06	463.02
193	07.12 17:30:00	0:15:00	37,142.31	9,285.58	0.00	0.00	2,562.86	640.72
193	07.12 17:45:00	0:15:00	36,237.32	9,059.33	0.00	0.00	3,467.85	866.96
193	07.12 18:00:00	0:15:00	35,371.17	8,842.79	0.00	0.00	4,334.01	1,083.50
193	07.12 18:15:00	0:15:00	34,760.20	8,690.05	0.00	0.00	4,944.97	1,236.24
193	07.12 18:30:00	0:15:00	35,396.31	8,849.08	0.00	0.00	4,308.86	1,077.22
193	07.12 18:45:00	0:15:00	36,971.03	9,242.76	0.00	0.00	2,734.15	683.54
193	07.12 19:00:00	0:15:00	38,546.24	9,636.56	0.00	0.00	1,158.94	289.74
193	07.12 19:15:00	0:16:48	38,546.24	10,792.95	0.00	0.00	1,158.94	324.50
193	07.12 19:33:36	0:09:00	35,800.63	5,370.10	0.00	0.00	3,904.54	585.68
200	07.19 07:01:11	0:07:48	31,527.87	4,098.62	0.00	0.00	8,177.30	1,063.05
200	07.19 07:16:11	0:14:24	31,529.37	7,567.05	0.00	0.00	8,175.81	1,962.19
200	07.19 07:30:00	0:14:24	31,529.86	7,567.17	0.00	0.00	8,175.31	1,962.08
200	07.19 07:45:00	0:15:00	31,531.85	7,882.96	0.00	0.00	8,173.32	2,043.33
200	07.19 08:00:00	0:15:00	31,534.84	7,883.71	0.00	0.00	8,170.33	2,042.58
200	07.19 08:15:00	0:15:00	31,714.35	7,928.59	0.00	0.00	7,990.83	1,997.71
200	07.19 08:30:00	0:15:00	32,556.35	8,139.09	0.00	0.00	7,148.82	1,787.21
200	07.19 08:45:00	0:15:00	33,493.21	8,373.30	0.00	0.00	6,211.96	1,552.99
200	07.19 09:00:00	0:15:00	34,263.27	8,565.82	0.00	0.00	5,441.91	1,360.48
200	07.19 09:15:00	0:15:00	34,708.42	8,677.10	0.00	0.00	4,996.76	1,249.19
200	07.19 09:30:00	0:15:00	34,905.60	8,726.40	118.76	29.69	4,680.82	1,170.21
200	07.19 09:45:00	0:15:00	34,921.78	8,730.45	231.29	57.82	4,552.10	1,138.03
200	07.19 10:00:00	0:15:00	34,921.78	8,730.45	318.18	79.55	4,465.21	1,116.30
200	07.19 10:15:00	0:15:00	34,921.78	8,730.45	400.34	100.09	4,383.06	1,095.76
200	07.19 10:30:00	0:15:00	34,921.78	8,730.45	459.09	114.77	4,324.30	1,081.08
200	07.19 10:45:00	0:15:00	34,915.06	8,728.77	518.10	129.53	4,272.02	1,068.00
200	07.19 11:00:00	0:15:00	34,458.21	8,614.55	555.20	138.80	4,691.77	1,172.94
200	07.19 11:15:00	0:15:00	33,890.07	8,472.52	601.75	150.44	5,213.36	1,303.34
200	07.19 11:30:00	0:15:00	33,331.38	8,332.85	582.58	145.65	5,791.21	1,447.80
200	07.19 11:45:00	0:15:00	32,757.52	8,189.38	413.04	103.26	6,534.62	1,633.66
200	07.19 12:00:00	0:15:00	32,203.07	8,050.77	230.54	57.64	7,271.56	1,817.89
200	07.19 12:15:00	0:15:00	31,613.76	7,903.44	42.82	10.71	8,048.59	2,012.15
200	07.19 12:30:00	0:15:00	31,055.58	7,763.90	0.00	0.00	8,649.59	2,162.40
200	07.19 12:45:00	0:15:00	30,447.85	7,611.96	0.00	0.00	9,257.32	2,314.33
200	07.19 13:00:00	0:15:00	30,041.04	7,510.26	0.00	0.00	9,664.13	2,416.03
200	07.19 13:15:00	0:15:00	30,637.07	7,659.27	0.00	0.00	9,068.11	2,267.03
200	07.19 13:30:00	0:15:00	31,317.99	7,829.50	0.00	0.00	8,387.18	2,096.80
200	07.19 13:45:00	0:15:00	31,982.98	7,995.75	0.00	0.00	7,722.19	1,930.55
200	07.19 14:00:00	0:15:00	32,685.81	8,171.45	0.00	0.00	7,019.36	1,754.84
200	07.19 14:15:00	0:15:00	33,396.12	8,349.03	0.00	0.00	6,309.06	1,577.27
200	07.19 14:30:00	0:15:00	34,123.10	8,530.77	0.00	0.00	5,582.08	1,395.52
200	07.19 14:45:00	0:15:00	34,873.73	8,718.43	0.00	0.00	4,831.44	1,207.86
200	07.19 15:00:00	0:15:00	35,635.32	8,908.83	0.00	0.00	4,069.86	1,017.46
200	07.19 15:15:00	0:15:00	36,465.13	9,116.28	0.00	0.00	3,240.05	810.01
200	07.19 15:30:00	0:15:00	37,287.96	9,321.99	0.00	0.00	2,417.22	604.30
200	07.19 15:45:00	0:15:00	37,976.60	9,494.15	0.00	0.00	1,728.57	432.14
200	07.19 16:00:00	0:15:00	38,414.04	9,603.51	0.00	0.00	1,291.14	322.79
200	07.19 16:15:00	0:15:00	38,545.74	9,636.43	0.00	0.00	1,159.44	289.86
200	07.19 16:30:00	0:15:00	38,546.24	9,636.56	0.00	0.00	1,158.94	289.74
200	07.19 16:45:00	0:15:00	38,492.96	9,623.24	0.00	0.00	1,212.22	303.05
200	07.19 17:00:00	0:15:00	38,238.02	9,559.50	0.00	0.00	1,467.16	366.79
200	07.19 17:15:00	0:15:00	37,739.83	9,434.96	0.00	0.00	1,965.34	491.34
200	07.19 17:30:00	0:15:00	36,977.75	9,244.44	0.00	0.00	2,727.43	681.86
200	07.19 17:45:00	0:15:00	36,037.15	9,009.29	0.00	0.00	3,668.02	917.01
200	07.19 18:00:00	0:15:00	35,227.26	8,806.82	0.00	0.00	4,477.91	1,119.48
200	07.19 18:15:00	0:15:00	34,738.54	8,684.64	0.00	0.00	4,966.63	1,241.66
200	07.19 18:30:00	0:15:00	35,751.59	8,937.90	0.00	0.00	3,953.59	988.40
200	07.19 18:45:00	0:15:00	37,469.71	9,367.43	0.00	0.00	2,235.47	558.87
200	07.19 19:00:00	0:15:00	38,546.24	9,636.56	0.00	0.00	1,158.94	289.74
200	07.19 19:15:00	0:15:00	38,546.24	9,636.56	0.00	0.00	1,158.94	289.74
200	07.19 19:30:00	0:07:48	35,699.80	4,640.97	0.00	0.00	4,005.37	520.70
207	07.26 07:07:12	0:03:36	31,528.12	1,891.69	0.00	0.00	8,177.06	490.62
207	07.26 07:15:00	0:11:24	31,529.61	5,990.63	0.00	0.00	8,175.56	1,553.36
207	07.26 07:30:00	0:15:00	31,530.11	7,882.53	0.00	0.00	8,175.06	2,043.77
207	07.26 07:45:00	0:15:00	31,533.85	7,883.46	0.00	0.00	8,171.33	2,042.83
207	07.26 08:00:00	0:15:00	31,537.08	7,884.27	0.00	0.00	8,168.09	2,042.02



# MAY2020 1450 OWENS E AND D FOR D 39 FT EXIST UPPER ONLY PROPOSED - P9 Skate Park

DayNum	Date+Time	Duration	ExSF	ExSFHr	NewSF	NewSFHr	SunnySF	SunnySFHr
207	07.26 08:15:00	0:15:00	31,601.81	7,900.45	0.00	0.00	8,103.36	2,025.84
207	07.26 08:30:00	0:15:00	32,307.39	8,076.85	0.00	0.00	7,397.79	1,849.45
207	07.26 08:45:00	0:15:00	33,301.76	8,325.44	0.00	0.00	6,403.42	1,600.85
207	07.26 09:00:00	0:15:00	34,121.11	8,530.28	0.00	0.00	5,584.07	1,396.02
207	07.26 09:15:00	0:15:00	34,645.68	8,661.42	110.79	27.70	4,948.71	1,237.18
207	07.26 09:30:00	0:15:00	34,883.69	8,720.92	233.53	58.38	4,587.95	1,146.99
207	07.26 09:45:00	0:15:00	34,921.78	8,730.45	342.58	85.64	4,440.82	1,110.20
207	07.26 10:00:00	0:15:00	34,921.78	8,730.45	425.73	106.43	4,357.66	1,089.42
207	07.26 10:15:00	0:15:00	34,924.02	8,731.01	502.91	125.73	4,278.24	1,069.56
207	07.26 10:30:00	0:15:00	34,930.00	8,732.50	552.21	138.05	4,222.97	1,055.74
207	07.26 10:45:00	0:15:00	34,926.26	8,731.57	608.47	152.12	4,170.44	1,042.61
207	07.26 11:00:00	0:15:00	34,509.49	8,627.37	646.57	161.64	4,549.12	1,137.28
207	07.26 11:15:00	0:15:00	33,925.17	8,481.29	695.36	173.84	5,084.64	1,271.16
207	07.26 11:30:00	0:15:00	33,358.02	8,339.51	673.21	168.30	5,673.95	1,418.49
207	07.26 11:45:00	0:15:00	32,772.70	8,193.18	469.55	117.39	6,462.92	1,615.73
207	07.26 12:00:00	0:15:00	32,209.79	8,052.45	258.18	64.55	7,237.21	1,809.30
207	07.26 12:15:00	0:15:00	31,609.78	7,902.45	41.58	10.39	8,053.82	2,013.45
207	07.26 12:30:00	0:15:00	31,042.39	7,760.60	0.00	0.00	8,662.79	2,165.70
207	07.26 12:45:00	0:15:00	30,424.70	7,606.18	0.00	0.00	9,280.48	2,320.12
207	07.26 13:00:00	0:15:00	30,064.20	7,516.05	0.00	0.00	9,640.98	2,410.25
207	07.26 13:15:00	0:15:00	30,725.20	7,681.30	0.00	0.00	8,979.97	2,244.99
207	07.26 13:30:00	0:15:00	31,387.95	7,846.99	0.00	0.00	8,317.22	2,079.31
207	07.26 13:45:00	0:15:00	32,082.82	8,020.70	0.00	0.00	7,622.36	1,905.59
207	07.26 14:00:00	0:15:00	32,771.96	8,192.99	0.00	0.00	6,933.22	1,733.31
207	07.26 14:15:00	0:15:00	33,498.19	8,374.55	0.00	0.00	6,206.98	1,551.75
207	07.26 14:30:00	0:15:00	34,243.85	8,560.96	0.00	0.00	5,461.33	1,365.33
207	07.26 14:45:00	0:15:00	34,993.98	8,748.50	0.00	0.00	4,711.19	1,177.80
207	07.26 15:00:00	0:15:00	35,788.93	8,947.23	0.00	0.00	3,916.24	979.06
207	07.26 15:15:00	0:15:00	36,633.18	9,158.29	0.00	0.00	3,072.00	768.00
207	07.26 15:30:00	0:15:00	37,460.00	9,365.00	0.00	0.00	2,245.18	561.30
207	07.26 15:45:00	0:15:00	38,102.08	9,525.52	0.00	0.00	1,603.10	400.77
207	07.26 16:00:00	0:15:00	38,486.24	9,621.56	0.00	0.00	1,218.94	304.74
207	07.26 16:15:00	0:15:00	38,546.24	9,636.56	0.00	0.00	1,158.94	289.74
207	07.26 16:30:00	0:15:00	38,546.24	9,636.56	0.00	0.00	1,158.94	289.74
207	07.26 16:45:00	0:15:00	38,449.64	9,612.41	0.00	0.00	1,255.54	313.88
207	07.26 17:00:00	0:15:00	38,140.17	9,535.04	0.00	0.00	1,565.00	391.25
207	07.26 17:15:00	0:15:00	37,557.59	9,389.40	0.00	0.00	2,147.59	536.90
207	07.26 17:30:00	0:15:00	36,729.03	9,182.26	0.00	0.00	2,976.15	744.04
207	07.26 17:45:00	0:15:00	35,770.76	8,942.69	0.00	0.00	3,934.42	983.60
207	07.26 18:00:00	0:15:00	35,024.85	8,756.21	0.00	0.00	4,680.32	1,170.08
207	07.26 18:15:00	0:15:00	34,954.89	8,738.72	0.00	0.00	4,750.28	1,187.57
207	07.26 18:30:00	0:15:00	36,302.30	9,075.58	0.00	0.00	3,402.87	850.72
207	07.26 18:45:00	0:15:00	38,224.07	9,556.02	0.00	0.00	1,481.10	370.28
207	07.26 19:00:00	0:15:00	38,546.24	9,636.56	0.00	0.00	1,158.94	289.74
207	07.26 19:15:00	0:12:36	38,546.24	8,094.71	0.00	0.00	1,158.94	243.38
207	07.26 19:25:12	0:05:24	35,528.76	3,197.59	0.00	0.00	4,176.41	375.88
214	08.02 07:12:36	0:01:12	31,529.37	630.59	0.00	0.00	8,175.81	163.52
214	08.02 07:15:00	0:09:00	31,529.37	4,729.41	0.00	0.00	8,175.81	1,226.37
214	08.02 07:30:00	0:15:00	31,531.85	7,882.96	0.00	0.00	8,173.32	2,043.33
214	08.02 07:45:00	0:15:00	31,536.09	7,884.02	0.00	0.00	8,169.09	2,042.27
214	08.02 08:00:00	0:15:00	31,541.56	7,885.39	0.00	0.00	8,163.61	2,040.90
214	08.02 08:15:00	0:15:00	31,553.27	7,888.32	0.00	0.00	8,151.91	2,037.98
214	08.02 08:30:00	0:15:00	32,101.24	8,025.31	0.00	0.00	7,603.93	1,900.98
214	08.02 08:45:00	0:15:00	33,102.58	8,275.65	0.00	0.00	6,602.59	1,650.65
214	08.02 09:00:00	0:15:00	33,968.74	8,492.19	115.52	28.88	5,620.92	1,405.23
214	08.02 09:15:00	0:15:00	34,573.98	8,643.49	265.40	66.35	4,865.80	1,216.45
214	08.02 09:30:00	0:15:00	34,856.30	8,714.08	381.17	95.29	4,467.70	1,116.93
214	08.02 09:45:00	0:15:00	34,922.78	8,730.69	484.49	121.12	4,297.91	1,074.48
214	08.02 10:00:00	0:15:00	34,937.22	8,734.30	547.23	136.81	4,220.73	1,055.18
214	08.02 10:15:00	0:15:00	34,946.68	8,736.67	612.21	153.05	4,146.29	1,036.57
214	08.02 10:30:00	0:15:00	34,945.93	8,736.48	663.50	165.87	4,095.75	1,023.94
214	08.02 10:45:00	0:15:00	34,938.21	8,734.55	722.00	180.50	4,044.96	1,011.24
214	08.02 11:00:00	0:15:00	34,542.86	8,635.71	760.34	190.09	4,401.98	1,100.49
214	08.02 11:15:00	0:15:00	33,944.59	8,486.15	811.13	202.78	4,949.45	1,237.36
214	08.02 11:30:00	0:15:00	33,364.25	8,341.06	774.29	193.57	5,566.64	1,391.66
214	08.02 11:45:00	0:15:00	32,766.23	8,191.56	529.05	132.26	6,409.89	1,602.47





\_MAY2020 1450 OWENS E AND D FOR D 39 FT EXIST UPPER ONLY PROPOSED - P9 Skate Park

DayNum	Date+Time	Duration	ExSF	ExSFHr	NewSF	NewSFHr	SunnySF	SunnySFHr
214	08.02 12:00:00	0:15:00	32,190.37	8,047.59	278.35	69.59	7,236.46	1,809.12
214	08.02 12:15:00	0:15:00	31,581.15	7,895.29	35.85	8.96	8,088.17	2,022.04
214	08.02 12:30:00	0:15:00	30,998.82	7,749.70	0.00	0.00	8,706.36	2,176.59
214	08.02 12:45:00	0:15:00	30,368.93	7,592.23	0.00	0.00	9,336.24	2,334.06
214	08.02 13:00:00	0:15:00	30,126.69	7,531.67	0.00	0.00	9,578.49	2,394.62
214	08.02 13:15:00	0:15:00	30,785.95	7,696.49	0.00	0.00	8,919.22	2,229.81
214	08.02 13:30:00	0:15:00	31,472.60	7,868.15	0.00	0.00	8,232.58	2,058.14
214	08.02 13:45:00	0:15:00	32,194.85	8,048.71	0.00	0.00	7,510.32	1,877.58
214	08.02 14:00:00	0:15:00	32,911.13	8,227.78	0.00	0.00	6,794.05	1,698.51
214	08.02 14:15:00	0:15:00	33,649.81	8,412.45	0.00	0.00	6,055.36	1,513.84
214	08.02 14:30:00	0:15:00	34,414.64	8,603.66	0.00	0.00	5,290.54	1,322.63
214	08.02 14:45:00	0:15:00	35,214.32	8,803.58	0.00	0.00	4,490.86	1,122.71
214	08.02 15:00:00	0:15:00	36,009.27	9,002.32	0.00	0.00	3,695.91	923.98
214	08.02 15:15:00	0:15:00	36,873.18	9,218.30	0.00	0.00	2,831.99	708.00
214	08.02 15:30:00	0:15:00	37,676.85	9,419.21	0.00	0.00	2,028.33	507.08
214	08.02 15:45:00	0:15:00	38,255.69	9,563.92	0.00	0.00	1,449.48	362.37
214	08.02 16:00:00	0:15:00	38,525.07	9,631.27	0.00	0.00	1,180.10	295.03
214	08.02 16:15:00	0:15:00	38,546.24	9,636.56	0.00	0.00	1,158.94	289.74
214	08.02 16:30:00	0:15:00	38,544.49	9,636.12	0.00	0.00	1,160.68	290.17
214	08.02 16:45:00	0:15:00	38,370.72	9,592.68	0.00	0.00	1,334.46	333.62
214	08.02 17:00:00	0:15:00	37,970.13	9,492.53	0.00	0.00	1,735.05	433.76
214	08.02 17:15:00	0:15:00	37,276.51	9,319.13	0.00	0.00	2,428.67	607.17
214	08.02 17:30:00	0:15:00	36,386.95	9,096.74	0.00	0.00	3,318.23	829.56
214	08.02 17:45:00	0:15:00	35,454.07	8,863.52	0.00	0.00	4,251.10	1,062.78
214	08.02 18:00:00	0:15:00	34,816.97	8,704.24	0.00	0.00	4,888.21	1,222.05
214	08.02 18:15:00	0:15:00	35,466.52	8,866.63	0.00	0.00	4,238.65	1,059.66
214	08.02 18:30:00	0:15:00	37,091.03	9,272.76	0.00	0.00	2,614.15	653.54
214	08.02 18:45:00	0:15:00	38,546.24	9,636.56	0.00	0.00	1,158.94	289.74
214	08.02 19:00:00	0:15:00	38,546.24	9,636.56	0.00	0.00	1,158.94	289.74
214	08.02 19:15:00	0:09:00	36,900.32	5,535.05	0.00	0.00	2,804.86	420.73
214	08.02 19:18:36	0:01:48	35,457.56	1,063.73	0.00	0.00	4,247.62	127.43
221	08.09 07:19:12	0:05:24	31,532.85	2,837.96	0.00	0.00	8,172.33	735.51
221	08.09 07:30:00	0:12:36	31,535.59	6,622.47	0.00	0.00	8,169.59	1,715.61
221	08.09 07:45:00	0:15:00	31,541.56	7,885.39	0.00	0.00	8,163.61	2,040.90
221	08.09 08:00:00	0:15:00	31,547.79	7,886.95	0.00	0.00	8,157.39	2,039.35
221	08.09 08:15:00	0:15:00	31,553.76	7,888.44	0.00	0.00	8,151.41	2,037.85
221	08.09 08:30:00	0:15:00	31,915.51	7,978.88	0.00	0.00	7,789.66	1,947.42
221	08.09 08:45:00	0:15:00	32,891.46	8,222.87	194.94	48.74	6,618.77	1,654.69
221	08.09 09:00:00	0:15:00	33,806.66	8,451.67	332.37	83.09	5,566.14	1,391.54
221	08.09 09:15:00	0:15:00	34,490.82	8,622.71	456.85	114.21	4,757.50	1,189.38
221	08.09 09:30:00	0:15:00	34,841.86	8,710.47	541.00	135.25	4,322.31	1,080.58
221	08.09 09:45:00	0:15:00	34,968.34	8,742.09	612.46	153.11	4,124.38	1,031.10
221	08.09 10:00:00	0:15:00	34,974.56	8,743.64	675.70	168.92	4,054.92	1,013.73
221	08.09 10:15:00	0:15:00	34,974.31	8,743.58	744.41	186.10	3,986.45	996.61
221	08.09 10:30:00	0:15:00	34,966.10	8,741.52	796.69	199.17	3,942.38	985.60
221	08.09 10:45:00	0:15:00	34,952.41	8,738.10	856.69	214.17	3,896.08	974.02
221	08.09 11:00:00	0:15:00	34,566.76	8,641.69	897.03	224.26	4,241.39	1,060.35
221	08.09 11:15:00	0:15:00	33,949.32	8,487.33	949.56	237.39	4,806.30	1,201.57
221	08.09 11:30:00	0:15:00	33,353.79	8,338.45	885.08	221.27	5,466.31	1,366.58
221	08.09 11:45:00	0:15:00	32,742.58	8,185.65	587.06	146.77	6,375.53	1,593.88
221	08.09 12:00:00	0:15:00	32,151.28	8,037.82	290.54	72.64	7,263.35	1,815.84
221	08.09 12:15:00	0:15:00	31,527.62	7,881.91	22.66	5.66	8,154.90	2,038.72
221	08.09 12:30:00	0:15:00	30,928.11	7,732.03	0.00	0.00	8,777.06	2,194.27
221	08.09 12:45:00	0:15:00	30,289.51	7,572.38	0.00	0.00	9,415.66	2,353.92
221	08.09 13:00:00	0:15:00	30,227.27	7,556.82	0.00	0.00	9,477.91	2,369.48
221	08.09 13:15:00	0:15:00	30,944.54	7,736.14	0.00	0.00	8,760.63	2,190.16
221	08.09 13:30:00	0:15:00	31,614.76	7,903.69	0.00	0.00	8,090.42	2,022.60
221	08.09 13:45:00	0:15:00	32,352.70	8,088.17	0.00	0.00	7,352.48	1,838.12
221	08.09 14:00:00	0:15:00	33,101.09	8,275.27	0.00	0.00	6,604.09	1,651.02
221	08.09 14:15:00	0:15:00	33,875.63	8,468.91	0.00	0.00	5,829.55	1,457.39
221	08.09 14:30:00	0:15:00	34,639.45	8,659.86	0.00	0.00	5,065.72	1,266.43
221	08.09 14:45:00	0:15:00	35,449.09	8,862.27	0.00	0.00	4,256.08	1,064.02
221	08.09 15:00:00	0:15:00	36,292.34	9,073.09	0.00	0.00	3,412.83	853.21
221	08.09 15:15:00	0:15:00	37,191.61	9,297.90	0.00	0.00	2,513.57	628.39
221	08.09 15:30:00	0:15:00	37,931.79	9,482.95	0.00	0.00	1,773.39	443.35
221	08.09 15:45:00	0:15:00	38,413.79	9,603.45	0.00	0.00	1,291.39	322.85



MAY2020 1450 OWENS E AND D FOR D 39 FT EXIST UPPER ONLY PROPOSED - P9 Skate Park

DayNum	Date+Time	Duration	ExSF	ExSFHr	NewSF	NewSFHr	SunnySF	SunnySFHr
221	08.09 16:00:00	0:15:00	38,545.49	9,636.37	0.00	0.00	1,159.69	289.92
221	08.09 16:15:00	0:15:00	38,546.24	9,636.56	0.00	0.00	1,158.94	289.74
221	08.09 16:30:00	0:15:00	38,505.41	9,626.35	0.00	0.00	1,199.77	299.94
221	08.09 16:45:00	0:15:00	38,244.74	9,561.18	0.00	0.00	1,460.44	365.11
221	08.09 17:00:00	0:15:00	37,714.44	9,428.61	0.00	0.00	1,990.74	497.68
221	08.09 17:15:00	0:15:00	36,903.56	9,225.89	0.00	0.00	2,801.62	700.41
221	08.09 17:30:00	0:15:00	35,935.32	8,983.83	0.00	0.00	3,769.85	942.46
221	08.09 17:45:00	0:15:00	35,110.25	8,777.56	0.00	0.00	4,594.93	1,148.73
221	08.09 18:00:00	0:15:00	34,971.08	8,742.77	0.00	0.00	4,734.10	1,183.52
221	08.09 18:15:00	0:15:00	36,272.67	9,068.17	0.00	0.00	3,432.50	858.13
221	08.09 18:30:00	0:15:00	38,202.91	9,550.73	0.00	0.00	1,502.26	375.57
221	08.09 18:45:00	0:20:24	38,546.24	13,105.72	0.00	0.00	1,158.94	394.04
221	08.09 19:10:48	0:12:36	35,336.56	7,420.68	0.00	0.00	4,368.62	917.41
228	08.16 07:25:12	0:02:24	31,537.83	1,261.51	0.00	0.00	8,167.35	326.69
228	08.16 07:30:00	0:10:12	31,540.32	5,361.85	0.00	0.00	8,164.86	1,388.03
228	08.16 07:45:00	0:15:00	31,547.79	7,886.95	0.00	0.00	8,157.39	2,039.35
228	08.16 08:00:00	0:15:00	31,554.01	7,888.50	0.00	0.00	8,151.16	2,037.79
228	08.16 08:15:00	0:15:00	31,559.74	7,889.94	0.00	0.00	8,145.44	2,036.36
228	08.16 08:30:00	0:15:00	31,752.44	7,938.11	349.80	87.45	7,602.94	1,900.74
228	08.16 08:45:00	0:15:00	32,662.16	8,165.54	550.47	137.62	6,492.55	1,623.14
228	08.16 09:00:00	0:15:00	33,658.53	8,414.63	590.80	147.70	5,455.85	1,363.96
228	08.16 09:15:00	0:15:00	34,452.48	8,613.12	628.14	157.04	4,624.55	1,156.14
228	08.16 09:30:00	0:15:00	34,866.01	8,716.50	689.89	172.47	4,149.28	1,037.32
228	08.16 09:45:00	0:15:00	35,027.84	8,756.96	756.86	189.22	3,920.48	980.12
228	08.16 10:00:00	0:15:00	35,019.38	8,754.84	824.08	206.02	3,861.72	965.43
228	08.16 10:15:00	0:15:00	35,007.92	8,751.98	897.03	224.26	3,800.22	950.06
228	08.16 10:30:00	0:15:00	34,990.00	8,747.50	950.06	237.51	3,765.12	941.28
228	08.16 10:45:00	0:15:00	34,968.09	8,742.02	1,013.79	253.45	3,723.29	930.82
228	08.16 11:00:00	0:15:00	34,585.93	8,646.48	1,055.37	263.84	4,063.88	1,015.97
228	08.16 11:15:00	0:15:00	33,944.84	8,486.21	1,109.40	277.35	4,650.94	1,162.74
228	08.16 11:30:00	0:15:00	33,331.88	8,332.97	999.60	249.90	5,373.69	1,343.42
228	08.16 11:45:00	0:15:00	32,701.75	8,175.44	636.11	159.03	6,367.32	1,591.83
228	08.16 12:00:00	0:15:00	32,096.26	8,024.07	288.05	72.01	7,320.86	1,830.22
228	08.16 12:15:00	0:15:00	31,454.43	7,863.61	9.71	2.43	8,241.04	2,060.26
228	08.16 12:30:00	0:15:00	30,836.24	7,709.06	0.00	0.00	8,868.93	2,217.23
228	08.16 12:45:00	0:15:00	30,197.39	7,549.35	0.00	0.00	9,507.78	2,376.95
228	08.16 13:00:00	0:15:00	30,368.68	7,592.17	0.00	0.00	9,336.49	2,334.12
228	08.16 13:15:00	0:15:00	31,098.65	7,774.66	0.00	0.00	8,606.52	2,151.63
228	08.16 13:30:00	0:15:00	31,823.64	7,955.91	0.00	0.00	7,881.53	1,970.38
228	08.16 13:45:00	0:15:00	32,575.02	8,143.76	0.00	0.00	7,130.15	1,782.54
228	08.16 14:00:00	0:15:00	33,343.33	8,335.83	0.00	0.00	6,361.84	1,590.46
228	08.16 14:15:00	0:15:00	34,121.11	8,530.28	0.00	0.00	5,584.07	1,396.02
228	08.16 14:30:00	0:15:00	34,918.79	8,729.70	0.00	0.00	4,786.38	1,196.60
228	08.16 14:45:00	0:15:00	35,760.80	8,940.20	0.00	0.00	3,944.38	986.09
228	08.16 15:00:00	0:15:00	36,639.15	9,159.79	0.00	0.00	3,066.02	766.51
228	08.16 15:15:00	0:15:00	37,547.38	9,386.85	0.00	0.00	2,157.79	539.45
228	08.16 15:30:00	0:15:00	38,174.03	9,543.51	0.00	0.00	1,531.14	382.79
228	08.16 15:45:00	0:15:00	38,512.63	9,628.16	0.00	0.00	1,192.55	298.14
228	08.16 16:00:00	0:15:00	38,546.24	9,636.56	0.00	0.00	1,158.94	289.74
228	08.16 16:15:00	0:15:00	38,546.24	9,636.56	0.00	0.00	1,158.94	289.74
228	08.16 16:30:00	0:15:00	38,416.77	9,604.19	0.00	0.00	1,288.40	322.10
228	08.16 16:45:00	0:15:00	38,034.11	9,508.53	0.00	0.00	1,671.06	417.77
228	08.16 17:00:00	0:15:00	37,338.75	9,334.69	0.00	0.00	2,366.43	591.61
228	08.16 17:15:00	0:15:00	36,435.00	9,108.75	0.00	0.00	3,270.18	817.54
228	08.16 17:30:00	0:15:00	35,463.78	8,865.95	0.00	0.00	4,241.39	1,060.35
228	08.16 17:45:00	0:15:00	34,872.98	8,718.25	0.00	0.00	4,832.19	1,208.05
228	08.16 18:00:00	0:15:00	35,653.25	8,913.31	0.00	0.00	4,051.93	1,012.98
228	08.16 18:15:00	0:15:00	37,370.12	9,342.53	0.00	0.00	2,335.06	583.76
228	08.16 18:30:00	0:15:00	38,546.24	9,636.56	0.00	0.00	1,158.94	289.74
228	08.16 18:45:00	0:16:12	38,546.24	10,407.48	0.00	0.00	1,158.94	312.91
228	08.16 19:02:23	0:08:24	35,265.85	4,937.22	0.00	0.00	4,439.32	621.51
235	08.23 07:31:48	0:06:36	31,547.79	3,470.26	0.00	0.00	8,157.39	897.31
235	08.23 07:45:00	0:13:48	31,553.76	7,257.37	0.00	0.00	8,151.41	1,874.83
235	08.23 08:00:00	0:15:00	31,559.74	7,889.94	0.00	0.00	8,145.44	2,036.36
235	08.23 08:15:00	0:15:00	31,565.71	7,891.43	486.48	121.62	7,652.98	1,913.25
235	08.23 08:30:00	0:15:00	31,664.30	7,916.08	867.65	216.91	7,173.22	1,793.31



\_MAY2020 1450 OWENS E AND D FOR D 39 FT EXIST UPPER ONLY PROPOSED - P9 Skate Park

DayNum	Date+Time	Duration	ExSF	ExSFHr	NewSF	NewSFHr	SunnySF	SunnySFHr
235	08.23 08:45:00	0:15:00	32,509.30	8,127.32	860.68	215.17	6,335.20	1,583.80
235	08.23 09:00:00	0:15:00	33,584.33	8,396.08	814.87	203.72	5,305.97	1,326.49
235	08.23 09:15:00	0:15:00	34,435.05	8,608.76	814.37	203.59	4,455.75	1,113.94
235	08.23 09:30:00	0:15:00	34,907.59	8,726.90	864.41	216.10	3,933.17	983.29
235	08.23 09:45:00	0:15:00	35,095.06	8,773.77	924.41	231.10	3,685.70	921.43
235	08.23 10:00:00	0:15:00	35,072.66	8,768.16	995.87	248.97	3,636.65	909.16
235	08.23 10:15:00	0:15:00	35,046.51	8,761.63	1,072.30	268.08	3,586.36	896.59
235	08.23 10:30:00	0:15:00	35,016.14	8,754.04	1,129.81	282.45	3,559.23	889.81
235	08.23 10:45:00	0:15:00	34,984.52	8,746.13	1,194.29	298.57	3,526.36	881.59
235	08.23 11:00:00	0:15:00	34,577.96	8,644.49	1,237.36	309.34	3,889.85	972.46
235	08.23 11:15:00	0:15:00	33,910.48	8,477.62	1,293.88	323.47	4,500.82	1,125.20
235	08.23 11:30:00	0:15:00	33,280.10	8,320.02	1,101.18	275.30	5,323.90	1,330.98
235	08.23 11:45:00	0:15:00	32,634.53	8,158.63	670.97	167.74	6,399.68	1,599.92
235	08.23 12:00:00	0:15:00	32,006.14	8,001.53	256.68	64.17	7,442.36	1,860.59
235	08.23 12:15:00	0:15:00	31,346.62	7,836.66	0.50	0.12	8,358.05	2,089.51
235	08.23 12:30:00	0:15:00	30,705.78	7,676.45	0.00	0.00	8,999.39	2,249.85
235	08.23 12:45:00	0:15:00	30,098.55	7,524.64	0.00	0.00	9,606.62	2,401.66
235	08.23 13:00:00	0:15:00	30,534.99	7,633.75	0.00	0.00	9,170.18	2,292.55
235	08.23 13:15:00	0:15:00	31,328.70	7,832.17	0.00	0.00	8,376.48	2,094.12
235	08.23 13:30:00	0:15:00	32,075.85	8,018.96	0.00	0.00	7,629.33	1,907.33
235	08.23 13:45:00	0:15:00	32,828.22	8,207.06	0.00	0.00	6,876.95	1,719.24
235	08.23 14:00:00	0:15:00	33,622.68	8,405.67	0.00	0.00	6,082.50	1,520.63
235	08.23 14:15:00	0:15:00	34,457.71	8,614.43	0.00	0.00	5,247.47	1,311.87
235	08.23 14:30:00	0:15:00	35,267.85	8,816.96	0.00	0.00	4,437.33	1,109.33
235	08.23 14:45:00	0:15:00	36,158.40	9,039.60	0.00	0.00	3,546.78	886.69
235	08.23 15:00:00	0:15:00	37,071.61	9,267.90	0.00	0.00	2,633.57	658.39
235	08.23 15:15:00	0:15:00	37,902.16	9,475.54	0.00	0.00	1,803.02	450.75
235	08.23 15:30:00	0:15:00	38,406.82	9,601.70	0.00	0.00	1,298.36	324.59
235	08.23 15:45:00	0:15:00	38,545.74	9,636.43	0.00	0.00	1,159.44	289.86
235	08.23 16:00:00	0:15:00	38,546.24	9,636.56	0.00	0.00	1,158.94	289.74
235	08.23 16:15:00	0:15:00	38,514.87	9,628.72	0.00	0.00	1,190.31	297.58
235	08.23 16:30:00	0:15:00	38,255.19	9,563.80	0.00	0.00	1,449.98	362.50
235	08.23 16:45:00	0:15:00	37,685.06	9,421.27	0.00	0.00	2,020.11	505.03
235	08.23 17:00:00	0:15:00	36,851.77	9,212.94	0.00	0.00	2,853.41	713.35
235	08.23 17:15:00	0:15:00	35,837.48	8,959.37	0.00	0.00	3,867.69	966.92
235	08.23 17:30:00	0:15:00	35,031.83	8,757.96	0.00	0.00	4,673.35	1,168.34
235	08.23 17:45:00	0:15:00	35,271.08	8,817.77	0.00	0.00	4,434.09	1,108.52
235	08.23 18:00:00	0:15:00	36,768.12	9,192.03	0.00	0.00	2,937.06	734.26
235	08.23 18:15:00	0:15:00	38,546.24	9,636.56	0.00	0.00	1,158.94	289.74
235	08.23 18:30:00	0:15:00	38,546.24	9,636.56	0.00	0.00	1,158.94	289.74
235	08.23 18:45:00	0:11:24	37,908.38	7,202.59	0.00	0.00	1,796.79	341.39
235	08.23 18:52:48	0:03:36	35,298.47	2,117.91	0.00	0.00	4,406.71	264.40
242	08.30 07:37:48	0:03:36	31,557.50	1,893.45	0.00	0.00	8,147.68	488.86
242	08.30 07:45:00	0:11:24	31,559.74	5,996.35	1.74	0.33	8,143.69	1,547.30
242	08.30 08:00:00	0:15:00	31,591.11	7,897.78	484.99	121.25	7,629.08	1,907.27
242	08.30 08:15:00	0:15:00	31,744.22	7,936.06	784.99	196.25	7,175.96	1,793.99
242	08.30 08:30:00	0:15:00	31,772.61	7,943.15	1,214.96	303.74	6,717.61	1,679.40
242	08.30 08:45:00	0:15:00	32,417.18	8,104.30	1,284.92	321.23	6,003.08	1,500.77
242	08.30 09:00:00	0:15:00	33,522.84	8,380.71	1,151.72	287.93	5,030.62	1,257.65
242	08.30 09:15:00	0:15:00	34,421.36	8,605.34	1,046.41	261.60	4,237.41	1,059.35
242	08.30 09:30:00	0:15:00	34,955.64	8,738.91	1,063.59	265.90	3,685.95	921.49
242	08.30 09:45:00	0:15:00	35,170.75	8,792.69	1,111.88	277.97	3,422.54	855.64
242	08.30 10:00:00	0:15:00	35,133.65	8,783.41	1,188.82	297.20	3,382.71	845.68
242	08.30 10:15:00	0:15:00	35,091.08	8,772.77	1,270.23	317.56	3,343.87	835.97
242	08.30 10:30:00	0:15:00	35,045.02	8,761.26	1,332.72	333.18	3,327.44	831.86
242	08.30 10:45:00	0:15:00	35,000.21	8,750.05	1,399.69	349.92	3,305.28	826.32
242	08.30 11:00:00	0:15:00	34,559.54	8,639.88	1,443.76	360.94	3,701.88	925.47
242	08.30 11:15:00	0:15:00	33,866.16	8,466.54	1,501.27	375.32	4,337.74	1,084.44
242	08.30 11:30:00	0:15:00	33,216.36	8,304.09	1,192.05	298.01	5,296.76	1,324.19
242	08.30 11:45:00	0:15:00	32,549.38	8,137.35	679.93	169.98	6,475.87	1,618.97
242	08.30 12:00:00	0:15:00	31,899.08	7,974.77	194.44	48.61	7,611.65	1,902.91
242	08.30 12:15:00	0:15:00	31,215.92	7,803.98	1.00	0.25	8,488.26	2,122.07
242	08.30 12:30:00	0:15:00	30,551.18	7,637.79	0.00	0.00	9,154.00	2,288.50
242	08.30 12:45:00	0:15:00	30,186.44	7,546.61	0.00	0.00	9,518.74	2,379.68
242	08.30 13:00:00	0:15:00	30,770.76	7,692.69	0.00	0.00	8,934.41	2,233.60
242	08.30 13:15:00	0:15:00	31,560.98	7,890.25	0.00	0.00	8,144.19	2,036.05



\_MAY2020 1450 OWENS E AND D FOR D 39 FT EXIST UPPER ONLY PROPOSED - P9 Skate Park

DayNum	Date+Time	Duration	ExSF	ExSFHr	NewSF	NewSFHr	SunnySF	SunnySFHr
242	08.30 13:30:00	0:15:00	32,332.78	8,083.20	0.00	0.00	7,372.40	1,843.10
242	08.30 13:45:00	0:15:00	33,161.34	8,290.34	0.00	0.00	6,543.84	1,635.96
242	08.30 14:00:00	0:15:00	33,963.26	8,490.82	0.00	0.00	5,741.91	1,435.48
242	08.30 14:15:00	0:15:00	34,807.76	8,701.94	0.00	0.00	4,897.42	1,224.36
242	08.30 14:30:00	0:15:00	35,679.89	8,919.97	0.00	0.00	4,025.29	1,006.32
242	08.30 14:45:00	0:15:00	36,608.28	9,152.07	0.00	0.00	3,096.89	774.22
242	08.30 15:00:00	0:15:00	37,545.64	9,386.41	0.00	0.00	2,159.54	539.88
242	08.30 15:15:00	0:15:00	38,206.65	9,551.66	0.00	0.00	1,498.53	374.63
242	08.30 15:30:00	0:15:00	38,522.09	9,630.52	0.00	0.00	1,183.09	295.77
242	08.30 15:45:00	0:15:00	38,546.24	9,636.56	0.00	0.00	1,158.94	289.74
242	08.30 16:00:00	0:15:00	38,546.24	9,636.56	0.00	0.00	1,158.94	289.74
242	08.30 16:15:00	0:15:00	38,401.09	9,600.27	0.00	0.00	1,304.09	326.02
242	08.30 16:30:00	0:15:00	37,964.65	9,491.16	0.00	0.00	1,740.53	435.13
242	08.30 16:45:00	0:15:00	37,197.34	9,299.33	0.00	0.00	2,507.84	626.96
242	08.30 17:00:00	0:15:00	36,253.50	9,063.38	0.00	0.00	3,451.67	862.92
242	08.30 17:15:00	0:15:00	35,276.56	8,819.14	0.00	0.00	4,428.62	1,107.15
242	08.30 17:30:00	0:15:00	35,045.77	8,761.44	0.00	0.00	4,659.41	1,164.85
242	08.30 17:45:00	0:15:00	36,275.16	9,068.79	0.00	0.00	3,430.01	857.50
242	08.30 18:00:00	0:15:00	38,207.64	9,551.91	0.00	0.00	1,497.53	374.38
242	08.30 18:15:00	0:15:00	38,546.24	9,636.56	0.00	0.00	1,158.94	289.74
242	08.30 18:30:00	0:13:48	38,546.24	8,865.63	0.00	0.00	1,158.94	266.56
242	08.30 18:42:36	0:06:36	35,331.33	3,886.45	0.00	0.00	4,373.84	481.12
249	09.06 07:44:24	0:07:48	31,771.86	4,130.34	239.76	31.17	7,693.56	1,000.16
249	09.06 08:00:00	0:15:00	31,943.89	7,985.97	615.20	153.80	7,146.09	1,786.52
249	09.06 08:15:00	0:15:00	32,051.95	8,012.99	1,156.20	289.05	6,497.03	1,624.26
249	09.06 08:30:00	0:15:00	31,985.22	7,996.31	1,781.11	445.28	5,938.85	1,484.71
249	09.06 08:45:00	0:15:00	32,380.08	8,095.02	1,889.66	472.41	5,435.44	1,358.86
249	09.06 09:00:00	0:15:00	33,459.10	8,364.78	1,583.43	395.86	4,662.64	1,165.66
249	09.06 09:15:00	0:15:00	34,416.38	8,604.10	1,340.44	335.11	3,948.36	987.09
249	09.06 09:30:00	0:15:00	35,009.67	8,752.42	1,286.91	321.73	3,408.60	852.15
249	09.06 09:45:00	0:15:00	35,254.40	8,813.60	1,319.27	329.82	3,131.50	782.88
249	09.06 10:00:00	0:15:00	35,203.36	8,800.84	1,404.42	351.11	3,097.39	774.35
249	09.06 10:15:00	0:15:00	35,140.13	8,785.03	1,492.31	373.08	3,072.74	768.19
249	09.06 10:30:00	0:15:00	35,076.64	8,769.16	1,555.05	388.76	3,073.49	768.37
249	09.06 10:45:00	0:15:00	35,016.64	8,754.16	1,627.49	406.87	3,061.04	765.26
249	09.06 11:00:00	0:15:00	34,528.91	8,632.23	1,671.81	417.95	3,504.45	876.11
249	09.06 11:15:00	0:15:00	33,807.66	8,451.91	1,723.35	430.84	4,174.17	1,043.54
249	09.06 11:30:00	0:15:00	33,137.69	8,284.42	1,266.00	316.50	5,301.49	1,325.37
249	09.06 11:45:00	0:15:00	32,446.81	8,111.70	657.27	164.32	6,601.10	1,650.27
249	09.06 12:00:00	0:15:00	31,771.86	7,942.96	122.99	30.75	7,810.33	1,952.58
249	09.06 12:15:00	0:15:00	31,062.55	7,765.64	0.75	0.19	8,641.88	2,160.47
249	09.06 12:30:00	0:15:00	30,387.11	7,596.78	0.00	0.00	9,318.07	2,329.52
249	09.06 12:45:00	0:15:00	30,286.52	7,571.63	0.00	0.00	9,418.65	2,354.66
249	09.06 13:00:00	0:15:00	31,033.42	7,758.36	0.00	0.00	8,671.75	2,167.94
249	09.06 13:15:00	0:15:00	31,846.55	7,961.64	0.00	0.00	7,858.63	1,964.66
249	09.06 13:30:00	0:15:00	32,662.66	8,165.67	0.00	0.00	7,042.52	1,760.63
249	09.06 13:45:00	0:15:00	33,494.21	8,373.55	0.00	0.00	6,210.97	1,552.74
249	09.06 14:00:00	0:15:00	34,337.71	8,584.43	0.00	0.00	5,367.47	1,341.87
249	09.06 14:15:00	0:15:00	35,221.79	8,805.45	0.00	0.00	4,483.39	1,120.85
249	09.06 14:30:00	0:15:00	36,150.93	9,037.73	0.00	0.00	3,554.25	888.56
249	09.06 14:45:00	0:15:00	37,123.64	9,280.91	0.00	0.00	2,581.53	645.38
249	09.06 15:00:00	0:15:00	37,950.21	9,487.55	0.00	0.00	1,754.97	438.74
249	09.06 15:15:00	0:15:00	38,458.85	9,614.71	0.00	0.00	1,246.33	311.58
249	09.06 15:30:00	0:15:00	38,546.24	9,636.56	0.00	0.00	1,158.94	289.74
249	09.06 15:45:00	0:15:00	38,546.24	9,636.56	0.00	0.00	1,158.94	289.74
249	09.06 16:00:00	0:15:00	38,498.93	9,624.73	0.00	0.00	1,206.24	301.56
249	09.06 16:15:00	0:15:00	38,184.74	9,546.18	0.00	0.00	1,520.44	380.11
249	09.06 16:30:00	0:15:00	37,516.26	9,379.07	0.00	0.00	2,188.91	547.23
249	09.06 16:45:00	0:15:00	36,612.02	9,153.00	0.00	0.00	3,093.16	773.29
249	09.06 17:00:00	0:15:00	35,569.10	8,892.27	0.00	0.00	4,136.08	1,034.02
249	09.06 17:15:00	0:15:00	35,023.11	8,755.78	0.00	0.00	4,682.06	1,170.52
249	09.06 17:30:00	0:15:00	35,876.57	8,969.14	0.00	0.00	3,828.61	957.15
249	09.06 17:45:00	0:15:00	37,702.74	9,425.68	0.00	0.00	2,002.44	500.61
249	09.06 18:00:00	0:15:00	38,546.24	9,636.56	0.00	0.00	1,158.94	289.74
249	09.06 18:15:00	0:16:12	38,546.24	10,407.48	0.00	0.00	1,158.94	312.91
249	09.06 18:31:48	0:08:24	35,335.81	4,947.01	0.00	0.00	4,369.36	611.71



# MAY2020 1450 OWENS E AND D FOR D 39 FT EXIST UPPER ONLY PROPOSED - P9 Skate Park

DayNum	Date+Time	Duration	ExSF	ExSFHr	NewSF	NewSFHr	SunnySF	SunnySFHr
256	09.13 07:50:24	0:04:48	32,362.90	2,589.03	433.95	34.72	6,908.32	552.67
256	09.13 08:00:00	0:12:36	32,390.54	6,802.01	888.31	186.55	6,426.32	1,349.53
256	09.13 08:15:00	0:15:00	32,428.38	8,107.10	1,573.22	393.31	5,703.57	1,425.89
256	09.13 08:30:00	0:15:00	32,314.61	8,078.65	2,336.55	584.14	5,054.02	1,263.51
256	09.13 08:45:00	0:15:00	32,379.83	8,094.96	2,661.45	665.36	4,663.89	1,165.97
256	09.13 09:00:00	0:15:00	33,415.54	8,353.88	2,130.41	532.60	4,159.23	1,039.81
256	09.13 09:15:00	0:15:00	34,420.36	8,605.09	1,712.64	428.16	3,572.17	893.04
256	09.13 09:30:00	0:15:00	35,070.17	8,767.54	1,536.37	384.09	3,098.64	774.66
256	09.13 09:45:00	0:15:00	35,344.78	8,836.19	1,549.82	387.45	2,810.58	702.65
256	09.13 10:00:00	0:15:00	35,282.53	8,820.63	1,640.19	410.05	2,782.45	695.61
256	09.13 10:15:00	0:15:00	35,192.66	8,798.16	1,737.54	434.38	2,774.98	693.75
256	09.13 10:30:00	0:15:00	35,110.25	8,777.56	1,800.53	450.13	2,794.40	698.60
256	09.13 10:45:00	0:15:00	35,032.82	8,758.21	1,879.45	469.86	2,792.91	698.23
256	09.13 11:00:00	0:15:00	34,491.57	8,622.89	1,925.26	481.31	3,288.35	822.09
256	09.13 11:15:00	0:15:00	33,737.45	8,434.36	1,930.74	482.68	4,036.99	1,009.25
256	09.13 11:30:00	0:15:00	33,043.33	8,260.83	1,309.32	327.33	5,352.53	1,338.13
256	09.13 11:45:00	0:15:00	32,327.55	8,081.89	592.29	148.07	6,785.33	1,696.33
256	09.13 12:00:00	0:15:00	31,623.97	7,905.99	59.25	14.81	8,021.95	2,005.49
256	09.13 12:15:00	0:15:00	30,887.28	7,721.82	0.00	0.00	8,817.90	2,204.47
256	09.13 12:30:00	0:15:00	30,238.22	7,559.56	0.00	0.00	9,466.95	2,366.74
256	09.13 12:45:00	0:15:00	30,494.16	7,623.54	0.00	0.00	9,211.01	2,302.75
256	09.13 13:00:00	0:15:00	31,347.62	7,836.91	0.00	0.00	8,357.56	2,089.39
256	09.13 13:15:00	0:15:00	32,164.73	8,041.18	0.00	0.00	7,540.45	1,885.11
256	09.13 13:30:00	0:15:00	33,023.91	8,255.98	0.00	0.00	6,681.27	1,670.32
256	09.13 13:45:00	0:15:00	33,885.09	8,471.27	0.00	0.00	5,820.09	1,455.02
256	09.13 14:00:00	0:15:00	34,778.38	8,694.59	0.00	0.00	4,926.80	1,231.70
256	09.13 14:15:00	0:15:00	35,694.08	8,923.52	0.00	0.00	4,011.10	1,002.78
256	09.13 14:30:00	0:15:00	36,665.54	9,166.39	0.00	0.00	3,039.63	759.91
256	09.13 14:45:00	0:15:00	37,645.48	9,411.37	0.00	0.00	2,059.70	514.93
256	09.13 15:00:00	0:15:00	38,293.78	9,573.45	0.00	0.00	1,411.39	352.85
256	09.13 15:15:00	0:15:00	38,539.51	9,634.88	0.00	0.00	1,165.66	291.42
256	09.13 15:30:00	0:15:00	38,546.24	9,636.56	0.00	0.00	1,158.94	289.74
256	09.13 15:45:00	0:15:00	38,546.24	9,636.56	0.00	0.00	1,158.94	289.74
256	09.13 16:00:00	0:15:00	38,347.81	9,586.95	0.00	0.00	1,357.37	339.34
256	09.13 16:15:00	0:15:00	37,790.87	9,447.72	0.00	0.00	1,914.30	478.58
256	09.13 16:30:00	0:15:00	36,942.15	9,235.54	0.00	0.00	2,763.03	690.76
256	09.13 16:45:00	0:15:00	35,906.20	8,976.55	0.00	0.00	3,798.98	949.75
256	09.13 17:00:00	0:15:00	35,118.22	8,779.55	0.00	0.00	4,586.96	1,146.74
256	09.13 17:15:00	0:15:00	35,607.69	8,901.92	0.00	0.00	4,097.49	1,024.37
256	09.13 17:30:00	0:15:00	37,263.81	9,315.95	0.00	0.00	2,441.37	610.34
256	09.13 17:45:00	0:15:00	38,546.24	9,636.56	0.00	0.00	1,158.94	289.74
256	09.13 18:00:00	0:15:00	38,546.24	9,636.56	0.00	0.00	1,158.94	289.74
256	09.13 18:15:00	0:10:48	36,424.54	6,556.42	0.00	0.00	3,280.63	590.51
256	09.13 18:21:00	0:03:00	35,242.20	1,762.11	0.00	0.00	4,462.97	223.15
263	09.20 07:57:00	0:01:12	32,817.27	656.35	1,095.95	21.92	5,791.96	115.84
263	09.20 08:00:00	0:09:00	32,811.29	4,921.69	1,288.65	193.30	5,605.23	840.79
263	09.20 08:15:00	0:15:00	32,813.78	8,203.45	2,024.60	506.15	4,866.80	1,216.70
263	09.20 08:30:00	0:15:00	32,734.61	8,183.65	2,896.73	724.18	4,073.84	1,018.46
263	09.20 08:45:00	0:15:00	32,475.94	8,118.98	3,542.79	885.70	3,686.45	921.61
263	09.20 09:00:00	0:15:00	33,391.14	8,347.78	2,814.07	703.52	3,499.97	874.99
263	09.20 09:15:00	0:15:00	34,432.56	8,608.14	2,187.67	546.92	3,084.94	771.24
263	09.20 09:30:00	0:15:00	35,135.89	8,783.97	1,830.65	457.66	2,738.63	684.66
263	09.20 09:45:00	0:15:00	35,443.87	8,860.97	1,797.29	449.32	2,464.02	616.01
263	09.20 10:00:00	0:15:00	35,369.67	8,842.42	1,895.88	473.97	2,439.62	609.91
263	09.20 10:15:00	0:15:00	35,251.41	8,812.85	1,997.96	499.49	2,455.81	613.95
263	09.20 10:30:00	0:15:00	35,145.85	8,786.46	2,070.90	517.73	2,488.42	622.11
263	09.20 10:45:00	0:15:00	35,047.26	8,761.82	2,150.57	537.64	2,507.34	626.84
263	09.20 11:00:00	0:15:00	34,438.54	8,609.63	2,200.62	550.15	3,066.02	766.51
263	09.20 11:15:00	0:15:00	33,658.78	8,414.69	2,106.26	526.56	3,940.14	985.04
263	09.20 11:30:00	0:15:00	32,936.77	8,234.19	1,315.04	328.76	5,453.36	1,363.34
263	09.20 11:45:00	0:15:00	32,192.11	8,048.03	477.77	119.44	7,035.30	1,758.82
263	09.20 12:00:00	0:15:00	31,458.66	7,864.67	24.90	6.22	8,221.62	2,055.41
263	09.20 12:15:00	0:15:00	30,692.34	7,673.09	0.00	0.00	9,012.84	2,253.21
263	09.20 12:30:00	0:15:00	30,224.03	7,556.01	0.00	0.00	9,481.14	2,370.29
263	09.20 12:45:00	0:15:00	30,764.29	7,691.07	0.00	0.00	8,940.88	2,235.22
263	09.20 13:00:00	0:15:00	31,672.27	7,918.07	0.00	0.00	8,032.90	2,008.23



# MAY2020 1450 OWENS E AND D FOR D 39 FT EXIST UPPER ONLY PROPOSED - P9 Skate Park

DayNum	Date+Time	Duration	ExSF	ExSFHr	NewSF	NewSFHr	SunnySF	SunnySFHr
263	09.20 13:15:00	0:15:00	32,531.70	8,132.93	0.00	0.00	7,173.47	1,793.37
263	09.20 13:30:00	0:15:00	33,399.10	8,349.78	0.00	0.00	6,306.07	1,576.52
263	09.20 13:45:00	0:15:00	34,332.23	8,583.06	0.00	0.00	5,372.95	1,343.24
263	09.20 14:00:00	0:15:00	35,253.41	8,813.35	0.00	0.00	4,451.77	1,112.94
263	09.20 14:15:00	0:15:00	36,240.81	9,060.20	0.00	0.00	3,464.37	866.09
263	09.20 14:30:00	0:15:00	37,235.43	9,308.86	0.00	0.00	2,469.75	617.44
263	09.20 14:45:00	0:15:00	38,081.91	9,520.48	0.00	0.00	1,623.26	405.82
263	09.20 15:00:00	0:15:00	38,502.67	9,625.67	0.00	0.00	1,202.51	300.63
263	09.20 15:15:00	0:15:00	38,546.24	9,636.56	0.00	0.00	1,158.94	289.74
263	09.20 15:30:00	0:15:00	38,546.24	9,636.56	0.00	0.00	1,158.94	289.74
263	09.20 15:45:00	0:15:00	38,458.85	9,614.71	0.00	0.00	1,246.33	311.58
263	09.20 16:00:00	0:15:00	38,042.83	9,510.71	0.00	0.00	1,662.35	415.59
263	09.20 16:15:00	0:15:00	37,237.92	9,309.48	0.00	0.00	2,467.26	616.81
263	09.20 16:30:00	0:15:00	36,264.71	9,066.18	0.00	0.00	3,440.47	860.12
263	09.20 16:45:00	0:15:00	35,284.28	8,821.07	0.00	0.00	4,420.90	1,105.22
263	09.20 17:00:00	0:15:00	35,415.23	8,853.81	0.00	0.00	4,289.94	1,072.49
263	09.20 17:15:00	0:15:00	36,869.95	9,217.49	0.00	0.00	2,835.23	708.81
263	09.20 17:30:00	0:15:00	38,535.53	9,633.88	0.00	0.00	1,169.65	292.41
263	09.20 17:45:00	0:15:00	38,546.24	9,636.56	0.00	0.00	1,158.94	289.74
263	09.20 18:00:00	0:12:36	37,631.53	7,902.62	0.00	0.00	2,073.64	435.47
263	09.20 18:09:36	0:04:48	35,239.46	2,819.16	0.00	0.00	4,465.71	357.26
270	09.27 08:03:00	0:06:00	33,331.88	3,333.19	1,754.22	175.42	4,619.08	461.91
270	09.27 08:15:00	0:13:12	33,181.51	7,299.93	2,536.47	558.02	3,987.20	877.18
270	09.27 08:30:00	0:15:00	33,119.76	8,279.94	3,256.98	814.25	3,328.43	832.11
270	09.27 08:45:00	0:15:00	32,700.75	8,175.19	4,166.95	1,041.74	2,837.47	709.37
270	09.27 09:00:00	0:15:00	33,338.36	8,334.59	3,739.48	934.87	2,627.34	656.84
270	09.27 09:15:00	0:15:00	34,448.75	8,612.19	2,855.90	713.97	2,400.54	600.13
270	09.27 09:30:00	0:15:00	35,208.34	8,802.09	2,249.41	562.35	2,247.42	561.86
270	09.27 09:45:00	0:15:00	35,548.43	8,887.11	2,100.03	525.01	2,056.71	514.18
270	09.27 10:00:00	0:15:00	35,468.51	8,867.13	2,190.66	547.66	2,046.01	511.50
270	09.27 10:15:00	0:15:00	35,315.40	8,828.85	2,304.19	576.05	2,085.59	521.40
270	09.27 10:30:00	0:15:00	35,182.20	8,795.55	2,368.17	592.04	2,154.81	538.70
270	09.27 10:45:00	0:15:00	35,052.24	8,763.06	2,452.82	613.20	2,200.12	550.03
270	09.27 11:00:00	0:15:00	34,377.54	8,594.39	2,498.63	624.66	2,829.01	707.25
270	09.27 11:15:00	0:15:00	33,570.89	8,392.72	2,251.16	562.79	3,883.13	970.78
270	09.27 11:30:00	0:15:00	32,821.75	8,205.44	1,286.91	321.73	5,596.52	1,399.13
270	09.27 11:45:00	0:15:00	32,042.24	8,010.56	347.81	86.95	7,315.13	1,828.78
270	09.27 12:00:00	0:15:00	31,275.42	7,818.86	0.25	0.06	8,429.51	2,107.38
270	09.27 12:15:00	0:15:00	30,505.37	7,626.34	0.00	0.00	9,199.81	2,299.95
270	09.27 12:30:00	0:15:00	30,306.44	7,576.61	0.00	0.00	9,398.73	2,349.68
270	09.27 12:45:00	0:15:00	31,128.03	7,782.01	0.00	0.00	8,577.14	2,144.29
270	09.27 13:00:00	0:15:00	32,058.17	8,014.54	0.00	0.00	7,647.01	1,911.75
270	09.27 13:15:00	0:15:00	32,958.68	8,239.67	0.00	0.00	6,746.49	1,686.62
270	09.27 13:30:00	0:15:00	33,835.29	8,458.82	0.00	0.00	5,869.88	1,467.47
270	09.27 13:45:00	0:15:00	34,782.61	8,695.65	0.00	0.00	4,922.57	1,230.64
270	09.27 14:00:00	0:15:00	35,760.05	8,940.01	0.00	0.00	3,945.12	986.28
270	09.27 14:15:00	0:15:00	36,796.25	9,199.06	0.00	0.00	2,908.92	727.23
270	09.27 14:30:00	0:15:00	37,781.41	9,445.35	0.00	0.00	1,923.76	480.94
270	09.27 14:45:00	0:15:00	38,415.28	9,603.82	0.00	0.00	1,289.90	322.47
270	09.27 15:00:00	0:15:00	38,546.24	9,636.56	0.00	0.00	1,158.94	289.74
270	09.27 15:15:00	0:15:00	38,546.24	9,636.56	0.00	0.00	1,158.94	289.74
270	09.27 15:30:00	0:15:00	38,534.29	9,633.57	0.00	0.00	1,170.89	292.72
270	09.27 15:45:00	0:15:00	38,239.76	9,559.94	0.00	0.00	1,465.42	366.35
270	09.27 16:00:00	0:15:00	37,530.95	9,382.74	0.00	0.00	2,174.22	543.56
270	09.27 16:15:00	0:15:00	36,601.81	9,150.45	0.00	0.00	3,103.37	775.84
270	09.27 16:30:00	0:15:00	35,532.75	8,883.19	0.00	0.00	4,172.43	1,043.11
270	09.27 16:45:00	0:15:00	35,306.44	8,826.61	0.00	0.00	4,398.74	1,099.69
270	09.27 17:00:00	0:15:00	36,494.50	9,123.63	0.00	0.00	3,210.67	802.67
270	09.27 17:15:00	0:15:00	38,371.71	9,592.93	0.00	0.00	1,333.46	333.37
270	09.27 17:30:00	0:15:00	38,546.24	9,636.56	0.00	0.00	1,158.94	289.74
270	09.27 17:45:00	0:13:48	38,509.64	8,857.22	0.00	0.00	1,195.54	274.97
270	09.27 17:58:11	0:06:36	35,356.23	3,889.19	0.00	0.00	4,348.95	478.38
277	10.04 08:09:36	0:02:24	33,961.52	1,358.46	2,302.44	92.10	3,441.22	137.65
277	10.04 08:15:00	0:10:12	33,826.58	5,750.52	2,562.61	435.64	3,315.99	563.72
277	10.04 08:30:00	0:15:00	33,538.03	8,384.51	3,659.56	914.89	2,507.59	626.90
277	10.04 08:45:00	0:15:00	33,017.69	8,254.42	4,894.43	1,223.61	1,793.06	448.26



\_MAY2020 1450 OWENS E AND D FOR D 39 FT EXIST UPPER ONLY PROPOSED - P9 Skate Park

DayNum	Date+Time	Duration	ExSF	ExSFHr	NewSF	NewSFHr	SunnySF	SunnySFHr
277	10.04 09:00:00	0:15:00	33,367.24	8,341.81	4,665.38	1,166.35	1,672.56	418.14
277	10.04 09:15:00	0:15:00	34,457.21	8,614.30	3,539.31	884.83	1,708.66	427.16
277	10.04 09:30:00	0:15:00	35,274.07	8,818.52	2,716.22	679.06	1,714.88	428.72
277	10.04 09:45:00	0:15:00	35,663.70	8,915.93	2,441.86	610.47	1,599.61	399.90
277	10.04 10:00:00	0:15:00	35,579.05	8,894.76	2,524.77	631.19	1,601.35	400.34
277	10.04 10:15:00	0:15:00	35,387.35	8,846.84	2,648.01	662.00	1,669.82	417.46
277	10.04 10:30:00	0:15:00	35,223.03	8,805.76	2,723.20	680.80	1,758.95	439.74
277	10.04 10:45:00	0:15:00	35,054.73	8,763.68	2,812.08	703.02	1,838.37	459.59
277	10.04 11:00:00	0:15:00	34,326.25	8,581.56	2,862.87	715.72	2,516.06	629.01
277	10.04 11:15:00	0:15:00	33,487.74	8,371.93	2,405.76	601.44	3,811.68	952.92
277	10.04 11:30:00	0:15:00	32,703.74	8,175.94	1,228.65	307.16	5,772.79	1,443.20
277	10.04 11:45:00	0:15:00	31,890.86	7,972.72	238.76	59.69	7,575.55	1,893.89
277	10.04 12:00:00	0:15:00	31,087.95	7,771.99	0.00	0.00	8,617.23	2,154.31
277	10.04 12:15:00	0:15:00	30,367.69	7,591.92	0.00	0.00	9,337.49	2,334.37
277	10.04 12:30:00	0:15:00	30,521.80	7,630.45	0.00	0.00	9,183.38	2,295.84
277	10.04 12:45:00	0:15:00	31,374.26	7,843.57	0.00	0.00	8,330.92	2,082.73
277	10.04 13:00:00	0:15:00	32,282.49	8,070.62	0.00	0.00	7,422.69	1,855.67
277	10.04 13:15:00	0:15:00	33,257.44	8,314.36	0.00	0.00	6,447.73	1,611.93
277	10.04 13:30:00	0:15:00	34,270.73	8,567.68	0.00	0.00	5,434.44	1,358.61
277	10.04 13:45:00	0:15:00	35,271.83	8,817.96	0.00	0.00	4,433.35	1,108.34
277	10.04 14:00:00	0:15:00	36,297.82	9,074.46	0.00	0.00	3,407.36	851.84
277	10.04 14:15:00	0:15:00	37,353.69	9,338.42	0.00	0.00	2,351.49	587.87
277	10.04 14:30:00	0:15:00	38,194.20	9,548.55	0.00	0.00	1,510.98	377.74
277	10.04 14:45:00	0:15:00	38,529.80	9,632.45	0.00	0.00	1,175.37	293.84
277	10.04 15:00:00	0:15:00	38,546.24	9,636.56	0.00	0.00	1,158.94	289.74
277	10.04 15:15:00	0:15:00	38,546.24	9,636.56	0.00	0.00	1,158.94	289.74
277	10.04 15:30:00	0:15:00	38,406.82	9,601.70	0.00	0.00	1,298.36	324.59
277	10.04 15:45:00	0:15:00	37,820.50	9,455.13	0.00	0.00	1,884.68	471.17
277	10.04 16:00:00	0:15:00	36,954.59	9,238.65	0.00	0.00	2,750.58	687.65
277	10.04 16:15:00	0:15:00	35,884.04	8,971.01	0.00	0.00	3,821.14	955.28
277	10.04 16:30:00	0:15:00	35,313.66	8,828.41	0.00	0.00	4,391.52	1,097.88
277	10.04 16:45:00	0:15:00	36,149.19	9,037.30	0.00	0.00	3,555.99	889.00
277	10.04 17:00:00	0:15:00	37,993.28	9,498.32	0.00	0.00	1,711.89	427.97
277	10.04 17:15:00	0:15:00	38,546.24	9,636.56	0.00	0.00	1,158.94	289.74
277	10.04 17:30:00	0:16:12	38,546.24	10,407.48	0.00	0.00	1,158.94	312.91
277	10.04 17:47:23	0:08:24	35,566.85	4,979.36	0.00	0.00	4,138.32	579.37
284	10.11 08:16:11	0:07:12	34,601.61	4,152.19	2,678.88	321.47	2,424.69	290.96
284	10.11 08:30:00	0:14:24	34,150.24	8,196.06	3,954.83	949.16	1,600.11	384.03
284	10.11 08:45:00	0:15:00	33,564.17	8,391.04	5,135.68	1,283.92	1,005.33	251.33
284	10.11 09:00:00	0:15:00	33,389.89	8,347.47	5,749.38	1,437.35	565.90	141.48
284	10.11 09:15:00	0:15:00	34,460.20	8,615.05	4,648.20	1,162.05	596.77	149.19
284	10.11 09:30:00	0:15:00	35,328.10	8,832.02	3,422.29	855.57	954.79	238.70
284	10.11 09:45:00	0:15:00	35,784.95	8,946.24	2,852.16	713.04	1,068.07	267.02
284	10.11 10:00:00	0:15:00	35,709.26	8,927.32	2,865.36	716.34	1,130.56	282.64
284	10.11 10:15:00	0:15:00	35,469.76	8,867.44	3,005.52	751.38	1,229.89	307.47
284	10.11 10:30:00	0:15:00	35,268.59	8,817.15	3,088.93	772.23	1,347.66	336.91
284	10.11 10:45:00	0:15:00	35,062.20	8,765.55	3,186.77	796.69	1,456.21	364.05
284	10.11 11:00:00	0:15:00	34,278.70	8,569.68	3,231.83	807.96	2,194.64	548.66
284	10.11 11:15:00	0:15:00	33,411.30	8,352.83	2,525.02	631.26	3,768.86	942.21
284	10.11 11:30:00	0:15:00	32,589.71	8,147.43	1,129.06	282.27	5,986.40	1,496.60
284	10.11 11:45:00	0:15:00	31,741.98	7,935.50	152.62	38.15	7,810.58	1,952.64
284	10.11 12:00:00	0:15:00	30,903.21	7,725.80	0.00	0.00	8,801.96	2,200.49
284	10.11 12:15:00	0:15:00	30,330.34	7,582.59	0.00	0.00	9,374.83	2,343.71
284	10.11 12:30:00	0:15:00	30,781.47	7,695.37	0.00	0.00	8,923.71	2,230.93
284	10.11 12:45:00	0:15:00	31,777.58	7,944.40	0.00	0.00	7,927.59	1,981.90
284	10.11 13:00:00	0:15:00	32,758.26	8,189.57	0.00	0.00	6,946.91	1,736.73
284	10.11 13:15:00	0:15:00	33,714.05	8,428.51	0.00	0.00	5,991.13	1,497.78
284	10.11 13:30:00	0:15:00	34,728.83	8,682.21	0.00	0.00	4,976.34	1,244.09
284	10.11 13:45:00	0:15:00	35,798.14	8,949.54	0.00	0.00	3,907.03	976.76
284	10.11 14:00:00	0:15:00	36,843.80	9,210.95	0.00	0.00	2,861.37	715.34
284	10.11 14:15:00	0:15:00	37,881.00	9,470.25	0.00	0.00	1,824.18	456.04
284	10.11 14:30:00	0:15:00	38,474.78	9,618.70	0.00	0.00	1,230.39	307.60
284	10.11 14:45:00	0:15:00	38,546.24	9,636.56	0.00	0.00	1,158.94	289.74
284	10.11 15:00:00	0:15:00	38,546.24	9,636.56	0.00	0.00	1,158.94	289.74
284	10.11 15:15:00	0:15:00	38,515.61	9,628.90	0.00	0.00	1,189.56	297.39
284	10.11 15:30:00	0:15:00	38,116.27	9,529.07	0.00	0.00	1,588.90	397.23





## MAY2020 1450 OWENS E AND D FOR D 39 FT EXIST UPPER ONLY PROPOSED - P9 Skate Park

DayNum	Date+Time	Duration	ExSF	ExSFHr	NewSF	NewSFHr	SunnySF	SunnySFHr
284	10.11 15:45:00	0:15:00	37,293.44	9,323.36	0.00	0.00	2,411.74	602.94
284	10.11 16:00:00	0:15:00	36,311.51	9,077.88	0.00	0.00	3,393.66	848.42
284	10.11 16:15:00	0:15:00	35,435.40	8,858.85	0.00	0.00	4,269.78	1,067.44
284	10.11 16:30:00	0:15:00	35,843.71	8,960.93	0.00	0.00	3,861.47	965.37
284	10.11 16:45:00	0:15:00	37,542.15	9,385.54	0.00	0.00	2,163.02	540.76
284	10.11 17:00:00	0:15:00	38,546.24	9,636.56	0.00	0.00	1,158.94	289.74
284	10.11 17:15:00	0:15:00	38,546.24	9,636.56	0.00	0.00	1,158.94	289.74
284	10.11 17:30:00	0:11:24	35,970.93	6,834.48	0.00	0.00	3,734.25	709.51
284	10.11 17:37:12	0:03:36	35,579.30	2,134.76	0.00	0.00	4,125.87	247.55
291	10.18 08:22:48	0:03:36	35,590.01	2,135.40	2,839.71	170.38	1,275.46	76.53
291	10.18 08:30:00	0:10:48	35,412.25	6,374.20	3,216.65	579.00	1,076.28	193.73
291	10.18 08:45:00	0:15:00	34,480.61	8,620.15	4,614.84	1,153.71	609.72	152.43
291	10.18 09:00:00	0:15:00	33,542.26	8,385.57	5,994.86	1,498.72	168.05	42.01
291	10.18 09:15:00	0:15:00	34,456.96	8,614.24	5,187.96	1,296.99	60.25	15.06
291	10.18 09:30:00	0:15:00	35,386.35	8,846.59	4,131.35	1,032.84	187.47	46.87
291	10.18 09:45:00	0:15:00	35,905.45	8,976.36	3,380.97	845.24	418.76	104.69
291	10.18 10:00:00	0:15:00	35,861.63	8,965.41	3,212.17	803.04	631.38	157.85
291	10.18 10:15:00	0:15:00	35,564.61	8,891.15	3,368.27	842.07	772.29	193.07
291	10.18 10:30:00	0:15:00	35,321.12	8,830.28	3,465.12	866.28	918.94	229.73
291	10.18 10:45:00	0:15:00	35,077.64	8,769.41	3,571.92	892.98	1,055.62	263.90
291	10.18 11:00:00	0:15:00	34,242.10	8,560.53	3,584.12	896.03	1,878.95	469.74
291	10.18 11:15:00	0:15:00	33,339.10	8,334.78	2,629.09	657.27	3,736.99	934.25
291	10.18 11:30:00	0:15:00	32,479.92	8,119.98	1,019.77	254.94	6,205.49	1,551.37
291	10.18 11:45:00	0:15:00	31,595.34	7,898.84	87.89	21.97	8,021.95	2,005.49
291	10.18 12:00:00	0:15:00	30,731.68	7,682.92	0.00	0.00	8,973.50	2,243.38
291	10.18 12:15:00	0:15:00	30,378.39	7,594.60	0.00	0.00	9,326.78	2,331.70
291	10.18 12:30:00	0:15:00	31,058.07	7,764.52	0.00	0.00	8,647.10	2,161.78
291	10.18 12:45:00	0:15:00	32,111.20	8,027.80	0.00	0.00	7,593.98	1,898.49
291	10.18 13:00:00	0:15:00	33,087.15	8,271.79	0.00	0.00	6,618.03	1,654.51
291	10.18 13:15:00	0:15:00	34,135.55	8,533.89	0.00	0.00	5,569.63	1,392.41
291	10.18 13:30:00	0:15:00	35,204.11	8,801.03	0.00	0.00	4,501.07	1,125.27
291	10.18 13:45:00	0:15:00	36,303.80	9,075.95	0.00	0.00	3,401.38	850.35
291	10.18 14:00:00	0:15:00	37,364.14	9,341.04	0.00	0.00	2,341.03	585.26
291	10.18 14:15:00	0:15:00	38,263.91	9,565.98	0.00	0.00	1,441.27	360.32
291	10.18 14:30:00	0:15:00	38,539.51	9,634.88	0.00	0.00	1,165.66	291.42
291	10.18 14:45:00	0:15:00	38,546.24	9,636.56	0.00	0.00	1,158.94	289.74
291	10.18 15:00:00	0:15:00	38,546.24	9,636.56	0.00	0.00	1,158.94	289.74
291	10.18 15:15:00	0:15:00	38,358.52	9,589.63	0.00	0.00	1,346.66	336.67
291	10.18 15:30:00	0:15:00	37,663.90	9,415.98	0.00	0.00	2,041.28	510.32
291	10.18 15:45:00	0:15:00	36,726.04	9,181.51	0.00	0.00	2,979.13	744.78
291	10.18 16:00:00	0:15:00	35,716.48	8,929.12	0.00	0.00	3,988.69	997.17
291	10.18 16:15:00	0:15:00	35,650.01	8,912.50	0.00	0.00	4,055.17	1,013.79
291	10.18 16:30:00	0:15:00	36,979.24	9,244.81	0.00	0.00	2,725.93	681.48
291	10.18 16:45:00	0:15:00	38,521.59	9,630.40	0.00	0.00	1,183.59	295.90
291	10.18 17:00:00	0:15:00	38,546.24	9,636.56	0.00	0.00	1,158.94	289.74
291	10.18 17:15:00	0:13:12	37,937.02	8,346.14	0.00	0.00	1,768.16	389.00
291	10.18 17:27:00	0:06:00	35,591.00	3,559.10	0.00	0.00	4,114.17	411.42
298	10.25 07:30:00	0:07:48	36,530.60	4,748.98	2,475.23	321.78	699.35	90.92
298	10.25 07:45:00	0:15:00	36,086.20	9,021.55	3,360.05	840.01	258.93	64.73
298	10.25 08:00:00	0:15:00	33,989.40	8,497.35	5,701.58	1,425.40	14.19	3.55
298	10.25 08:15:00	0:15:00	34,437.79	8,609.45	5,267.38	1,316.85	0.00	0.00
298	10.25 08:30:00	0:15:00	35,438.89	8,859.72	4,266.29	1,066.57	0.00	0.00
298	10.25 08:45:00	0:15:00	36,020.47	9,005.12	3,684.70	921.18	0.00	0.00
298	10.25 09:00:00	0:15:00	36,029.68	9,007.42	3,569.93	892.48	105.56	26.39
298	10.25 09:15:00	0:15:00	35,678.64	8,919.66	3,742.46	935.62	284.07	71.02
298	10.25 09:30:00	0:15:00	35,383.37	8,845.84	3,853.01	963.25	468.80	117.20
298	10.25 09:45:00	0:15:00	35,103.03	8,775.76	3,971.02	992.75	631.13	157.78
298	10.25 10:00:00	0:15:00	34,234.63	8,558.66	3,934.67	983.67	1,535.87	383.97
298	10.25 10:15:00	0:15:00	33,294.54	8,323.63	2,756.56	689.14	3,654.08	913.52
298	10.25 10:30:00	0:15:00	32,395.02	8,098.76	939.35	234.84	6,370.80	1,592.70
298	10.25 10:45:00	0:15:00	31,465.63	7,866.41	44.57	11.14	8,194.98	2,048.75
298	10.25 11:00:00	0:15:00	30,614.66	7,653.67	0.00	0.00	9,090.51	2,272.63
298	10.25 11:15:00	0:15:00	30,496.90	7,624.23	0.00	0.00	9,208.27	2,302.07
298	10.25 11:30:00	0:15:00	31,338.66	7,834.66	0.00	0.00	8,366.52	2,091.63
298	10.25 11:45:00	0:15:00	32,439.59	8,109.90	0.00	0.00	7,265.59	1,816.40
298	10.25 12:00:00	0:15:00	33,450.14	8,362.54	0.00	0.00	6,255.03	1,563.76



MAY2020 1450 OWENS E AND D FOR D 39 FT EXIST UPPER ONLY PROPOSED - P9 Skate Park

DayNum	Date+Time	Duration	ExSF	ExSFHr	NewSF	NewSFHr	SunnySF	SunnySFHr
298	10.25 12:15:00	0:15:00	34,560.53	8,640.13	0.00	0.00	5,144.64	1,286.16
298	10.25 12:30:00	0:15:00	35,653.25	8,913.31	0.00	0.00	4,051.93	1,012.98
298	10.25 12:45:00	0:15:00	36,782.56	9,195.64	0.00	0.00	2,922.62	730.65
298	10.25 13:00:00	0:15:00	37,817.01	9,454.25	0.00	0.00	1,888.16	472.04
298	10.25 13:15:00	0:15:00	38,485.49	9,621.37	0.00	0.00	1,219.69	304.92
298	10.25 13:30:00	0:15:00	38,546.24	9,636.56	0.00	0.00	1,158.94	289.74
298	10.25 13:45:00	0:15:00	38,546.24	9,636.56	0.00	0.00	1,158.94	289.74
298	10.25 14:00:00	0:15:00	38,517.85	9,629.46	0.00	0.00	1,187.32	296.83
298	10.25 14:15:00	0:15:00	38,043.08	9,510.77	0.00	0.00	1,662.10	415.53
298	10.25 14:30:00	0:15:00	37,186.88	9,296.72	0.00	0.00	2,518.30	629.57
298	10.25 14:45:00	0:15:00	36,172.59	9,043.15	0.00	0.00	3,532.59	883.15
298	10.25 15:00:00	0:15:00	35,593.74	8,898.44	0.00	0.00	4,111.43	1,027.86
298	10.25 15:15:00	0:15:00	36,407.86	9,101.97	0.00	0.00	3,297.31	824.33
298	10.25 15:30:00	0:15:00	38,162.08	9,540.52	0.00	0.00	1,543.09	385.77
298	10.25 15:45:00	0:15:00	38,546.24	9,636.56	0.00	0.00	1,158.94	289.74
298	10.25 16:00:00	0:15:00	38,546.24	9,636.56	0.00	0.00	1,158.94	289.74
298	10.25 16:15:00	0:09:00	35,603.95	5,340.59	0.00	0.00	4,101.23	615.18
298	10.25 16:18:00	0:01:48	35,602.21	1,068.07	0.00	0.00	4,102.97	123.09
305	11.01 07:36:35	0:04:12	37,951.21	2,656.58	1,575.96	110.32	178.01	12.46
305	11.01 07:45:00	0:11:24	38,010.71	7,222.04	1,632.72	310.22	61.74	11.73
305	11.01 08:00:00	0:15:00	35,261.12	8,815.28	4,444.05	1,111.01	0.00	0.00
305	11.01 08:15:00	0:15:00	34,422.11	8,605.53	5,283.07	1,320.77	0.00	0.00
305	11.01 08:30:00	0:15:00	35,464.78	8,866.19	4,240.40	1,060.10	0.00	0.00
305	11.01 08:45:00	0:15:00	36,122.30	9,030.58	3,582.88	895.72	0.00	0.00
305	11.01 09:00:00	0:15:00	36,211.18	9,052.80	3,494.00	873.50	0.00	0.00
305	11.01 09:15:00	0:15:00	35,817.07	8,954.27	3,888.11	972.03	0.00	0.00
305	11.01 09:30:00	0:15:00	35,460.55	8,865.14	4,199.82	1,049.95	44.81	11.20
305	11.01 09:45:00	0:15:00	35,150.33	8,787.58	4,375.84	1,093.96	179.01	44.75
305	11.01 10:00:00	0:15:00	34,256.05	8,564.01	4,295.17	1,073.79	1,153.96	288.49
305	11.01 10:15:00	0:15:00	33,264.41	8,316.10	2,941.04	735.26	3,499.72	874.93
305	11.01 10:30:00	0:15:00	32,329.79	8,082.45	920.43	230.11	6,454.95	1,613.74
305	11.01 10:45:00	0:15:00	31,362.56	7,840.64	35.10	8.78	8,307.51	2,076.88
305	11.01 11:00:00	0:15:00	30,554.41	7,638.60	0.00	0.00	9,150.76	2,287.69
305	11.01 11:15:00	0:15:00	30,643.79	7,660.95	0.00	0.00	9,061.38	2,265.35
305	11.01 11:30:00	0:15:00	31,569.70	7,892.42	0.00	0.00	8,135.48	2,033.87
305	11.01 11:45:00	0:15:00	32,694.03	8,173.51	0.00	0.00	7,011.15	1,752.79
305	11.01 12:00:00	0:15:00	33,790.23	8,447.56	0.00	0.00	5,914.95	1,478.74
305	11.01 12:15:00	0:15:00	34,929.25	8,732.31	0.00	0.00	4,775.92	1,193.98
305	11.01 12:30:00	0:15:00	36,069.27	9,017.32	0.00	0.00	3,635.91	908.98
305	11.01 12:45:00	0:15:00	37,198.33	9,299.58	0.00	0.00	2,506.84	626.71
305	11.01 13:00:00	0:15:00	38,186.98	9,546.74	0.00	0.00	1,518.20	379.55
305	11.01 13:15:00	0:15:00	38,535.53	9,633.88	0.00	0.00	1,169.65	292.41
305	11.01 13:30:00	0:15:00	38,546.24	9,636.56	0.00	0.00	1,158.94	289.74
305	11.01 13:45:00	0:15:00	38,546.24	9,636.56	0.00	0.00	1,158.94	289.74
305	11.01 14:00:00	0:15:00	38,394.37	9,598.59	0.00	0.00	1,310.81	327.70
305	11.01 14:15:00	0:15:00	37,658.92	9,414.73	0.00	0.00	2,046.26	511.56
305	11.01 14:30:00	0:15:00	36,717.08	9,179.27	0.00	0.00	2,988.10	747.02
305	11.01 14:45:00	0:15:00	35,809.60	8,952.40	0.00	0.00	3,895.58	973.90
305	11.01 15:00:00	0:15:00	35,954.25	8,988.56	0.00	0.00	3,750.93	937.73
305	11.01 15:15:00	0:15:00	37,504.56	9,376.14	0.00	0.00	2,200.62	550.15
305	11.01 15:30:00	0:15:00	38,546.24	9,636.56	0.00	0.00	1,158.94	289.74
305	11.01 15:45:00	0:15:00	38,546.24	9,636.56	0.00	0.00	1,158.94	289.74
305	11.01 16:00:00	0:12:36	36,211.43	7,604.40	0.00	0.00	3,493.75	733.69
305	11.01 16:10:12	0:05:24	35,508.60	3,195.77	0.00	0.00	4,196.58	377.69
312	11.08 07:43:48	0:00:36	38,755.37	387.55	949.81	9.50	0.00	0.00
312	11.08 07:45:00	0:07:48	38,811.88	5,045.55	893.29	116.13	0.00	0.00
312	11.08 08:00:00	0:15:00	38,412.04	9,603.01	1,293.13	323.28	0.00	0.00
312	11.08 08:15:00	0:15:00	35,036.56	8,759.14	4,668.62	1,167.16	0.00	0.00
312	11.08 08:30:00	0:15:00	35,453.57	8,863.39	4,251.60	1,062.90	0.00	0.00
312	11.08 08:45:00	0:15:00	36,192.01	9,048.00	3,513.17	878.29	0.00	0.00
312	11.08 09:00:00	0:15:00	36,402.88	9,100.72	3,302.04	825.51	0.25	0.06
312	11.08 09:15:00	0:15:00	35,988.60	8,997.15	3,716.57	929.14	0.00	0.00
312	11.08 09:30:00	0:15:00	35,559.14	8,889.78	4,146.04	1,036.51	0.00	0.00
312	11.08 09:45:00	0:15:00	35,214.07	8,803.52	4,477.16	1,119.29	13.94	3.49
312	11.08 10:00:00	0:15:00	34,317.04	8,579.26	4,547.87	1,136.97	840.26	210.07
312	11.08 10:15:00	0:15:00	33,281.09	8,320.27	3,141.96	785.49	3,282.13	820.53



\_MAY2020 1450 OWENS E AND D FOR D 39 FT EXIST UPPER ONLY PROPOSED - P9 Skate Park

DayNum	Date+Time	Duration	ExSF	ExSFHr	NewSF	NewSFHr	SunnySF	SunnySFHr
312	11.08 10:30:00	0:15:00	32,303.65	8,075.91	991.88	247.97	6,409.64	1,602.41
312	11.08 10:45:00	0:15:00	31,296.33	7,824.08	44.07	11.02	8,364.78	2,091.19
312	11.08 11:00:00	0:15:00	30,532.01	7,633.00	0.00	0.00	9,173.17	2,293.29
312	11.08 11:15:00	0:15:00	30,778.48	7,694.62	0.00	0.00	8,926.69	2,231.67
312	11.08 11:30:00	0:15:00	31,773.35	7,943.34	0.00	0.00	7,931.82	1,982.96
312	11.08 11:45:00	0:15:00	32,931.05	8,232.76	0.00	0.00	6,774.13	1,693.53
312	11.08 12:00:00	0:15:00	34,081.27	8,520.32	0.00	0.00	5,623.90	1,405.98
312	11.08 12:15:00	0:15:00	35,248.92	8,812.23	0.00	0.00	4,456.25	1,114.06
312	11.08 12:30:00	0:15:00	36,398.65	9,099.66	0.00	0.00	3,306.52	826.63
312	11.08 12:45:00	0:15:00	37,532.20	9,383.05	0.00	0.00	2,172.98	543.25
312	11.08 13:00:00	0:15:00	38,416.03	9,604.01	0.00	0.00	1,289.15	322.29
312	11.08 13:15:00	0:15:00	38,546.24	9,636.56	0.00	0.00	1,158.94	289.74
312	11.08 13:30:00	0:15:00	38,546.24	9,636.56	0.00	0.00	1,158.94	289.74
312	11.08 13:45:00	0:15:00	38,546.24	9,636.56	0.00	0.00	1,158.94	289.74
312	11.08 14:00:00	0:15:00	38,167.56	9,541.89	0.00	0.00	1,537.62	384.40
312	11.08 14:15:00	0:15:00	37,305.39	9,326.35	0.00	0.00	2,399.79	599.95
312	11.08 14:30:00	0:15:00	36,352.59	9,088.15	0.00	0.00	3,352.58	838.15
312	11.08 14:45:00	0:15:00	35,797.15	8,949.29	0.00	0.00	3,908.03	977.01
312	11.08 15:00:00	0:15:00	36,573.92	9,143.48	0.00	0.00	3,131.25	782.81
312	11.08 15:15:00	0:15:00	38,305.24	9,576.31	0.00	0.00	1,399.94	349.99
312	11.08 15:30:00	0:15:00	38,546.24	9,636.56	0.00	0.00	1,158.94	289.74
312	11.08 15:45:00	0:15:00	38,420.51	9,605.13	0.00	0.00	1,284.67	321.17
312	11.08 16:00:00	0:09:00	35,392.83	5,308.92	0.00	0.00	4,312.35	646.85
312	11.08 16:03:00	0:01:48	35,368.18	1,061.05	0.00	0.00	4,337.00	130.11
319	11.15 07:51:00	0:04:48	39,388.74	3,151.10	316.44	25.32	0.00	0.00
319	11.15 08:00:00	0:12:00	39,552.56	7,910.51	152.62	30.52	0.00	0.00
319	11.15 08:15:00	0:15:00	37,008.12	9,252.03	2,697.05	674.26	0.00	0.00
319	11.15 08:30:00	0:15:00	35,437.89	8,859.47	4,267.29	1,066.82	0.00	0.00
319	11.15 08:45:00	0:15:00	36,235.58	9,058.89	3,469.60	867.40	0.00	0.00
319	11.15 09:00:00	0:15:00	36,591.85	9,147.96	3,113.33	778.33	0.00	0.00
319	11.15 09:15:00	0:15:00	36,198.23	9,049.56	3,506.94	876.74	0.00	0.00
319	11.15 09:30:00	0:15:00	35,684.37	8,921.09	4,020.81	1,005.20	0.00	0.00
319	11.15 09:45:00	0:15:00	35,291.75	8,822.94	4,409.69	1,102.42	3.73	0.93
319	11.15 10:00:00	0:15:00	34,434.80	8,608.70	4,518.49	1,129.62	751.88	187.97
319	11.15 10:15:00	0:15:00	33,334.37	8,333.59	3,134.49	783.62	3,236.32	809.08
319	11.15 10:30:00	0:15:00	32,319.09	8,079.77	1,097.69	274.42	6,288.40	1,572.10
319	11.15 10:45:00	0:15:00	31,276.91	7,819.23	76.68	19.17	8,351.58	2,087.90
319	11.15 11:00:00	0:15:00	30,560.64	7,640.16	0.00	0.00	9,144.54	2,286.14
319	11.15 11:15:00	0:15:00	30,859.15	7,714.79	0.00	0.00	8,846.03	2,211.51
319	11.15 11:30:00	0:15:00	31,933.19	7,983.30	0.00	0.00	7,771.99	1,943.00
319	11.15 11:45:00	0:15:00	33,101.59	8,275.40	0.00	0.00	6,603.59	1,650.90
319	11.15 12:00:00	0:15:00	34,260.78	8,565.19	0.00	0.00	5,444.40	1,361.10
319	11.15 12:15:00	0:15:00	35,503.12	8,875.78	0.00	0.00	4,202.06	1,050.51
319	11.15 12:30:00	0:15:00	36,675.00	9,168.75	0.00	0.00	3,030.17	757.54
319	11.15 12:45:00	0:15:00	37,795.35	9,448.84	0.00	0.00	1,909.82	477.46
319	11.15 13:00:00	0:15:00	38,497.44	9,624.36	0.00	0.00	1,207.74	301.93
319	11.15 13:15:00	0:15:00	38,546.24	9,636.56	0.00	0.00	1,158.94	289.74
319	11.15 13:30:00	0:15:00	38,546.24	9,636.56	0.00	0.00	1,158.94	289.74
319	11.15 13:45:00	0:15:00	38,512.38	9,628.09	0.00	0.00	1,192.80	298.20
319	11.15 14:00:00	0:15:00	37,925.07	9,481.27	0.00	0.00	1,780.11	445.03
319	11.15 14:15:00	0:15:00	37,002.64	9,250.66	0.00	0.00	2,702.53	675.63
319	11.15 14:30:00	0:15:00	36,141.72	9,035.43	0.00	0.00	3,563.46	890.86
319	11.15 14:45:00	0:15:00	36,035.66	9,008.91	0.00	0.00	3,669.52	917.38
319	11.15 15:00:00	0:15:00	37,371.86	9,342.97	0.00	0.00	2,333.31	583.33
319	11.15 15:15:00	0:15:00	38,543.25	9,635.81	0.00	0.00	1,161.93	290.48
319	11.15 15:30:00	0:15:00	38,546.24	9,636.56	0.00	0.00	1,158.94	289.74
319	11.15 15:45:00	0:13:48	36,516.66	8,398.83	0.00	0.00	3,188.51	733.36
319	11.15 15:57:36	0:06:36	35,286.27	3,881.49	0.00	0.00	4,418.91	486.08
326	11.22 07:57:36	0:01:12	39,684.26	793.69	20.91	0.42	0.00	0.00
326	11.22 08:00:00	0:09:00	39,700.45	5,955.07	4.73	0.71	0.00	0.00
326	11.22 08:15:00	0:15:00	39,592.14	9,898.04	113.03	28.26	0.00	0.00
326	11.22 08:30:00	0:15:00	36,117.07	9,029.27	3,588.11	897.03	0.00	0.00
326	11.22 08:45:00	0:15:00	36,258.23	9,064.56	3,446.94	861.74	0.00	0.00
326	11.22 09:00:00	0:15:00	36,725.30	9,181.32	2,979.88	744.97	0.00	0.00
326	11.22 09:15:00	0:15:00	36,450.19	9,112.55	3,254.99	813.75	0.00	0.00
326	11.22 09:30:00	0:15:00	35,847.94	8,961.98	3,857.24	964.31	0.00	0.00



# MAY2020 1450 OWENS E AND D FOR D 39 FT EXIST UPPER ONLY PROPOSED - P9 Skate Park

DayNum	Date+Time	Duration	ExSF	ExSFHr	NewSF	NewSFHr	SunnySF	SunnySFHr
326	11.22 09:45:00	0:15:00	35,387.35	8,846.84	4,317.83	1,079.46	0.00	0.00
326	11.22 10:00:00	0:15:00	34,585.93	8,646.48	4,463.97	1,115.99	655.28	163.82
326	11.22 10:15:00	0:15:00	33,440.43	8,360.11	3,147.19	786.80	3,117.56	779.39
326	11.22 10:30:00	0:15:00	32,391.04	8,097.76	1,094.71	273.68	6,219.43	1,554.86
326	11.22 10:45:00	0:15:00	31,311.77	7,827.94	131.70	32.93	8,261.70	2,065.43
326	11.22 11:00:00	0:15:00	30,580.55	7,645.14	0.00	0.00	9,124.62	2,281.16
326	11.22 11:15:00	0:15:00	30,902.97	7,725.74	0.00	0.00	8,802.21	2,200.55
326	11.22 11:30:00	0:15:00	32,001.41	8,000.35	0.00	0.00	7,703.77	1,925.94
326	11.22 11:45:00	0:15:00	33,208.64	8,302.16	0.00	0.00	6,496.53	1,624.13
326	11.22 12:00:00	0:15:00	34,406.67	8,601.67	0.00	0.00	5,298.51	1,324.63
326	11.22 12:15:00	0:15:00	35,679.64	8,919.91	0.00	0.00	4,025.54	1,006.39
326	11.22 12:30:00	0:15:00	36,837.83	9,209.46	0.00	0.00	2,867.35	716.84
326	11.22 12:45:00	0:15:00	37,967.14	9,491.79	0.00	0.00	1,738.04	434.51
326	11.22 13:00:00	0:15:00	38,520.84	9,630.21	0.00	0.00	1,184.33	296.08
326	11.22 13:15:00	0:15:00	38,546.24	9,636.56	0.00	0.00	1,158.94	289.74
326	11.22 13:30:00	0:15:00	38,546.24	9,636.56	0.00	0.00	1,158.94	289.74
326	11.22 13:45:00	0:15:00	38,455.11	9,613.78	0.00	0.00	1,250.06	312.52
326	11.22 14:00:00	0:15:00	37,743.57	9,435.89	0.00	0.00	1,961.61	490.40
326	11.22 14:15:00	0:15:00	36,803.47	9,200.87	0.00	0.00	2,901.70	725.43
326	11.22 14:30:00	0:15:00	36,064.79	9,016.20	0.00	0.00	3,640.39	910.10
326	11.22 14:45:00	0:15:00	36,349.11	9,087.28	0.00	0.00	3,356.07	839.02
326	11.22 15:00:00	0:15:00	37,863.07	9,465.77	0.00	0.00	1,842.10	460.53
326	11.22 15:15:00	0:15:00	38,546.24	9,636.56	0.00	0.00	1,158.94	289.74
326	11.22 15:30:00	0:15:00	38,546.24	9,636.56	0.00	0.00	1,158.94	289.74
326	11.22 15:45:00	0:12:00	35,519.80	7,103.96	0.00	0.00	4,185.38	837.08
326	11.22 15:54:00	0:04:48	35,265.61	2,821.25	0.00	0.00	4,439.57	355.17
333	11.29 08:04:12	0:05:24	39,705.18	3,573.47	0.00	0.00	0.00	0.00
333	11.29 08:15:00	0:12:36	39,705.18	8,338.09	0.00	0.00	0.00	0.00
333	11.29 08:30:00	0:15:00	37,564.81	9,391.20	2,140.37	535.09	0.00	0.00
333	11.29 08:45:00	0:15:00	36,212.92	9,053.23	3,492.25	873.06	0.00	0.00
333	11.29 09:00:00	0:15:00	36,777.58	9,194.40	2,927.60	731.90	0.00	0.00
333	11.29 09:15:00	0:15:00	36,690.69	9,172.67	3,014.49	753.62	0.00	0.00
333	11.29 09:30:00	0:15:00	36,031.18	9,007.79	3,674.00	918.50	0.00	0.00
333	11.29 09:45:00	0:15:00	35,504.36	8,876.09	4,200.81	1,050.20	0.00	0.00
333	11.29 10:00:00	0:15:00	34,770.66	8,692.67	4,390.52	1,097.63	543.99	136.00
333	11.29 10:15:00	0:15:00	33,603.26	8,400.81	3,258.22	814.56	2,843.70	710.92
333	11.29 10:30:00	0:15:00	32,524.98	8,131.25	1,179.60	294.90	6,000.59	1,500.15
333	11.29 10:45:00	0:15:00	31,407.87	7,851.97	146.39	36.60	8,150.91	2,037.73
333	11.29 11:00:00	0:15:00	30,633.83	7,658.46	0.00	0.00	9,071.34	2,267.84
333	11.29 11:15:00	0:15:00	30,897.24	7,724.31	0.00	0.00	8,807.94	2,201.98
333	11.29 11:30:00	0:15:00	31,973.27	7,993.32	0.00	0.00	7,731.90	1,932.98
333	11.29 11:45:00	0:15:00	33,135.45	8,283.86	0.00	0.00	6,569.73	1,642.43
333	11.29 12:00:00	0:15:00	34,306.09	8,576.52	0.00	0.00	5,399.09	1,349.77
333	11.29 12:15:00	0:15:00	35,672.67	8,918.17	0.00	0.00	4,032.51	1,008.13
333	11.29 12:30:00	0:15:00	36,919.99	9,230.00	0.00	0.00	2,785.19	696.30
333	11.29 12:45:00	0:15:00	38,045.81	9,511.45	0.00	0.00	1,659.36	414.84
333	11.29 13:00:00	0:15:00	38,531.05	9,632.76	0.00	0.00	1,174.13	293.53
333	11.29 13:15:00	0:15:00	38,546.24	9,636.56	0.00	0.00	1,158.94	289.74
333	11.29 13:30:00	0:15:00	38,546.24	9,636.56	0.00	0.00	1,158.94	289.74
333	11.29 13:45:00	0:15:00	38,409.06	9,602.26	0.00	0.00	1,296.12	324.03
333	11.29 14:00:00	0:15:00	37,637.51	9,409.38	0.00	0.00	2,067.67	516.92
333	11.29 14:15:00	0:15:00	36,719.07	9,179.77	0.00	0.00	2,986.10	746.53
333	11.29 14:30:00	0:15:00	36,086.20	9,021.55	0.00	0.00	3,618.98	904.74
333	11.29 14:45:00	0:15:00	36,595.34	9,148.83	0.00	0.00	3,109.84	777.46
333	11.29 15:00:00	0:15:00	38,151.13	9,537.78	0.00	0.00	1,554.05	388.51
333	11.29 15:15:00	0:15:00	38,546.24	9,636.56	0.00	0.00	1,158.94	289.74
333	11.29 15:30:00	0:15:00	38,525.82	9,631.46	0.00	0.00	1,179.35	294.84
333	11.29 15:45:00	0:10:48	35,444.61	6,380.03	0.00	0.00	4,260.56	766.90
333	11.29 15:51:36	0:03:00	35,150.33	1,757.52	0.00	0.00	4,554.84	227.74
340	12.06 08:10:12	0:02:24	39,705.18	1,588.21	0.00	0.00	0.00	0.00
340	12.06 08:15:00	0:10:12	39,705.18	6,749.88	0.00	0.00	0.00	0.00
340	12.06 08:30:00	0:15:00	39,554.55	9,888.64	150.63	37.66	0.00	0.00
340	12.06 08:45:00	0:15:00	36,440.73	9,110.18	3,264.45	816.11	0.00	0.00
340	12.06 09:00:00	0:15:00	36,768.12	9,192.03	2,937.06	734.26	0.00	0.00
340	12.06 09:15:00	0:15:00	36,907.54	9,226.89	2,797.64	699.41	0.00	0.00
340	12.06 09:30:00	0:15:00	36,255.99	9,064.00	3,449.18	862.30	0.00	0.00



\_MAY2020 1450 OWENS E AND D FOR D 39 FT EXIST UPPER ONLY PROPOSED - P9 Skate Park

DayNum	Date+Time	Duration	ExSF	ExSFHr	NewSF	NewSFHr	SunnySF	SunnySFHr
340	12.06 09:45:00	0:15:00	35,645.03	8,911.26	4,060.15	1,015.04	0.00	0.00
340	12.06 10:00:00	0:15:00	34,987.01	8,746.75	4,341.73	1,085.43	376.44	94.11
340	12.06 10:15:00	0:15:00	33,818.11	8,454.53	3,457.15	864.29	2,429.91	607.48
340	12.06 10:30:00	0:15:00	32,691.04	8,172.76	1,378.53	344.63	5,635.61	1,408.90
340	12.06 10:45:00	0:15:00	31,559.24	7,889.81	187.22	46.81	7,958.71	1,989.68
340	12.06 11:00:00	0:15:00	30,698.81	7,674.70	0.00	0.00	9,006.36	2,251.59
340	12.06 11:15:00	0:15:00	30,848.94	7,712.24	0.00	0.00	8,856.24	2,214.06
340	12.06 11:30:00	0:15:00	31,879.91	7,969.98	0.00	0.00	7,825.27	1,956.32
340	12.06 11:45:00	0:15:00	33,161.34	8,290.34	0.00	0.00	6,543.84	1,635.96
340	12.06 12:00:00	0:15:00	34,466.17	8,616.54	0.00	0.00	5,239.00	1,309.75
340	12.06 12:15:00	0:15:00	35,729.68	8,932.42	0.00	0.00	3,975.50	993.87
340	12.06 12:30:00	0:15:00	36,890.86	9,222.71	0.00	0.00	2,814.32	703.58
340	12.06 12:45:00	0:15:00	38,027.89	9,506.97	0.00	0.00	1,677.29	419.32
340	12.06 13:00:00	0:15:00	38,532.29	9,633.07	0.00	0.00	1,172.88	293.22
340	12.06 13:15:00	0:15:00	38,546.24	9,636.56	0.00	0.00	1,158.94	289.74
340	12.06 13:30:00	0:15:00	38,546.24	9,636.56	0.00	0.00	1,158.94	289.74
340	12.06 13:45:00	0:15:00	38,405.82	9,601.46	0.00	0.00	1,299.36	324.84
340	12.06 14:00:00	0:15:00	37,621.33	9,405.33	0.00	0.00	2,083.85	520.96
340	12.06 14:15:00	0:15:00	36,720.81	9,180.20	0.00	0.00	2,984.36	746.09
340	12.06 14:30:00	0:15:00	36,137.73	9,034.43	0.00	0.00	3,567.44	891.86
340	12.06 14:45:00	0:15:00	36,709.11	9,177.28	0.00	0.00	2,996.06	749.02
340	12.06 15:00:00	0:15:00	38,253.95	9,563.49	0.00	0.00	1,451.23	362.81
340	12.06 15:15:00	0:15:00	38,546.98	9,636.75	0.00	0.00	1,158.19	289.55
340	12.06 15:30:00	0:15:00	38,437.94	9,609.48	0.00	0.00	1,267.24	316.81
340	12.06 15:45:00	0:10:12	35,453.33	6,027.07	0.00	0.00	4,251.85	722.81
340	12.06 15:51:00	0:03:00	35,054.48	1,752.72	0.00	0.00	4,650.69	232.54
347	12.13 08:15:36	0:07:12	39,705.18	4,764.62	0.00	0.00	0.00	0.00
347	12.13 08:30:00	0:15:00	39,705.18	9,926.29	0.00	0.00	0.00	0.00
347	12.13 08:45:00	0:15:00	37,427.63	9,356.91	2,277.55	569.39	0.00	0.00
347	12.13 09:00:00	0:15:00	36,716.33	9,179.08	2,988.84	747.21	0.00	0.00
347	12.13 09:15:00	0:15:00	37,046.46	9,261.62	2,658.71	664.68	0.00	0.00
347	12.13 09:30:00	0:15:00	36,485.54	9,121.39	3,219.64	804.91	0.00	0.00
347	12.13 09:45:00	0:15:00	35,805.36	8,951.34	3,899.81	974.95	0.00	0.00
347	12.13 10:00:00	0:15:00	35,210.33	8,802.58	4,300.15	1,075.04	194.69	48.67
347	12.13 10:15:00	0:15:00	34,082.02	8,520.50	3,713.83	928.46	1,909.32	477.33
347	12.13 10:30:00	0:15:00	32,916.11	8,229.03	1,734.55	433.64	5,054.52	1,263.63
347	12.13 10:45:00	0:15:00	31,774.10	7,943.53	271.87	67.97	7,659.21	1,914.80
347	12.13 11:00:00	0:15:00	30,796.16	7,699.04	0.00	0.00	8,909.02	2,227.25
347	12.13 11:15:00	0:15:00	30,751.10	7,687.77	0.00	0.00	8,954.08	2,238.52
347	12.13 11:30:00	0:15:00	31,672.27	7,918.07	0.00	0.00	8,032.90	2,008.23
347	12.13 11:45:00	0:15:00	32,970.38	8,242.60	0.00	0.00	6,734.79	1,683.70
347	12.13 12:00:00	0:15:00	34,221.69	8,555.42	0.00	0.00	5,483.49	1,370.87
347	12.13 12:15:00	0:15:00	35,538.22	8,884.56	0.00	0.00	4,166.95	1,041.74
347	12.13 12:30:00	0:15:00	36,748.70	9,187.17	0.00	0.00	2,956.48	739.12
347	12.13 12:45:00	0:15:00	37,909.63	9,477.41	0.00	0.00	1,795.55	448.89
347	12.13 13:00:00	0:15:00	38,522.83	9,630.71	0.00	0.00	1,182.34	295.59
347	12.13 13:15:00	0:15:00	38,546.24	9,636.56	0.00	0.00	1,158.94	289.74
347	12.13 13:30:00	0:15:00	38,546.24	9,636.56	0.00	0.00	1,158.94	289.74
347	12.13 13:45:00	0:15:00	38,454.12	9,613.53	0.00	0.00	1,251.06	312.76
347	12.13 14:00:00	0:15:00	37,708.46	9,427.12	0.00	0.00	1,996.71	499.18
347	12.13 14:15:00	0:15:00	36,802.48	9,200.62	0.00	0.00	2,902.70	725.68
347	12.13 14:30:00	0:15:00	36,199.98	9,049.99	0.00	0.00	3,505.20	876.30
347	12.13 14:45:00	0:15:00	36,665.05	9,166.26	0.00	0.00	3,040.13	760.03
347	12.13 15:00:00	0:15:00	38,177.27	9,544.32	0.00	0.00	1,527.91	381.98
347	12.13 15:15:00	0:15:00	38,546.24	9,636.56	0.00	0.00	1,158.94	289.74
347	12.13 15:30:00	0:15:00	38,502.17	9,625.54	0.00	0.00	1,203.01	300.75
347	12.13 15:45:00	0:10:48	35,466.27	6,383.93	0.00	0.00	4,238.90	763.00
347	12.13 15:52:11	0:03:36	34,898.13	2,093.89	0.00	0.00	4,807.05	288.42
354	12.20 08:19:48	0:04:48	39,705.18	3,176.41	0.00	0.00	0.00	0.00
354	12.20 08:30:00	0:12:36	39,705.18	8,338.09	0.00	0.00	0.00	0.00
354	12.20 08:45:00	0:15:00	37,886.48	9,471.62	1,818.70	454.68	0.00	0.00
354	12.20 09:00:00	0:15:00	36,603.80	9,150.95	3,101.38	775.34	0.00	0.00
354	12.20 09:15:00	0:15:00	37,066.13	9,266.53	2,639.05	659.76	0.00	0.00
354	12.20 09:30:00	0:15:00	36,687.20	9,171.80	3,017.97	754.49	0.00	0.00
354	12.20 09:45:00	0:15:00	35,962.96	8,990.74	3,742.22	935.55	0.00	0.00
354	12.20 10:00:00	0:15:00	35,381.87	8,845.47	4,250.85	1,062.71	72.45	18.11



\_MAY2020 1450 OWENS E AND D FOR D 39 FT EXIST UPPER ONLY PROPOSED - P9 Skate Park

DayNum	Date+Time	Duration	ExSF	ExSFHr	NewSF	NewSFHr	SunnySF	SunnySFHr
354	12.20 10:15:00	0:15:00	34,376.05	8,594.01	3,955.58	988.90	1,373.55	343.39
354	12.20 10:30:00	0:15:00	33,164.33	8,291.08	2,180.20	545.05	4,360.65	1,090.16
354	12.20 10:45:00	0:15:00	32,020.33	8,005.08	432.21	108.05	7,252.64	1,813.16
354	12.20 11:00:00	0:15:00	30,962.72	7,740.68	5.48	1.37	8,736.98	2,184.25
354	12.20 11:15:00	0:15:00	30,672.17	7,668.04	0.00	0.00	9,033.00	2,258.25
354	12.20 11:30:00	0:15:00	31,424.30	7,856.08	0.00	0.00	8,280.87	2,070.22
354	12.20 11:45:00	0:15:00	32,701.50	8,175.38	0.00	0.00	7,003.68	1,750.92
354	12.20 12:00:00	0:15:00	33,963.51	8,490.88	0.00	0.00	5,741.67	1,435.42
354	12.20 12:15:00	0:15:00	35,310.42	8,827.61	0.00	0.00	4,394.76	1,098.69
354	12.20 12:30:00	0:15:00	36,524.13	9,131.03	0.00	0.00	3,181.05	795.26
354	12.20 12:45:00	0:15:00	37,704.23	9,426.06	0.00	0.00	2,000.94	500.24
354	12.20 13:00:00	0:15:00	38,501.42	9,625.36	0.00	0.00	1,203.75	300.94
354	12.20 13:15:00	0:15:00	38,546.24	9,636.56	0.00	0.00	1,158.94	289.74
354	12.20 13:30:00	0:15:00	38,546.24	9,636.56	0.00	0.00	1,158.94	289.74
354	12.20 13:45:00	0:15:00	38,518.10	9,629.53	0.00	0.00	1,187.07	296.77
354	12.20 14:00:00	0:15:00	37,851.37	9,462.84	0.00	0.00	1,853.80	463.45
354	12.20 14:15:00	0:15:00	36,945.38	9,236.35	0.00	0.00	2,759.79	689.95
354	12.20 14:30:00	0:15:00	36,275.41	9,068.85	0.00	0.00	3,429.76	857.44
354	12.20 14:45:00	0:15:00	36,505.46	9,126.36	0.00	0.00	3,199.72	799.93
354	12.20 15:00:00	0:15:00	37,955.44	9,488.86	0.00	0.00	1,749.74	437.43
354	12.20 15:15:00	0:15:00	38,546.24	9,636.56	0.00	0.00	1,158.94	289.74
354	12.20 15:30:00	0:15:00	38,546.24	9,636.56	0.00	0.00	1,158.94	289.74
354	12.20 15:45:00	0:12:36	35,535.48	7,462.45	0.00	0.00	4,169.69	875.64
354	12.20 15:54:36	0:04:48	34,923.77	2,793.90	0.00	0.00	4,781.40	382.51
			40,120,897.91	9,650,393.96	649,617.30	158,624.43	4,731,615.25	1,134,918.99



1450 Owens Street UPDATED  
Cumulative Scenario  
Exhibit B.9  
Quantitative Results  
Ballpark





## SCH CUM MAY2020 1450 OWENS E AND D FOR D 39 FT EXIST UPPER ONLY - Ballpark

### Summary of Results

FastCast Annualized Net New Shadow	42,275,583.98	Sq ft hrs
Theoretical Annual Available Sunlight (TAAS), based on City's TAAS Factor	316,433,176.27	Sq ft hrs
<b>Annual Shadow Increase as a Percentage of TAAS</b>	<b>13.36004%</b>	

Ballpark Area	85,030.68	GIS
---------------	-----------	-----



SCH CUM MAY2020 1450 OWENS E AND D FOR D 39 FT EXIST UPPER ONLY - Ballpark

Date+Time	Date	Mirror Date	Duration	Total Duration	ExSF	ExSFHr	NewSF	NewSFHr	NewSFHr/Day
06.21 09:45:00	21-Jun	No Mirror	0:15:00		0.00	0.00	330.05	82.51	
06.21 10:00:00			0:15:00		0.00	0.00	905.08	226.27	
06.21 10:15:00			0:15:00		0.00	0.00	1,535.49	383.87	
06.21 10:30:00			0:15:00		0.00	0.00	2,069.36	517.34	
06.21 10:45:00			0:15:00		0.00	0.00	2,641.40	660.35	
06.21 11:00:00			0:15:00		0.00	0.00	3,049.78	762.45	
06.21 11:15:00			0:15:00		0.00	0.00	3,539.74	884.94	
06.21 11:30:00			0:15:00		0.00	0.00	3,820.65	955.16	
06.21 11:45:00			0:15:00		0.00	0.00	4,244.25	1,061.06	
06.21 12:00:00			0:15:00		1.25	0.31	4,386.95	1,096.74	
06.21 12:15:00			0:15:00		22.95	5.74	4,754.42	1,188.60	
06.21 12:30:00			0:15:00		10.73	2.68	4,655.88	1,163.97	
06.21 12:45:00			0:15:00		33.93	8.48	4,807.06	1,201.76	
06.21 13:00:00			0:15:00		10.23	2.56	4,643.15	1,160.79	
06.21 13:15:00			0:15:00		19.96	4.99	4,778.37	1,194.59	
06.21 13:30:00			0:15:00		0.50	0.13	4,506.19	1,126.55	
06.21 13:45:00			0:15:00		0.25	0.06	4,542.62	1,135.65	
06.21 14:00:00			0:15:00		0.00	0.00	4,147.70	1,036.93	
06.21 14:15:00			0:15:00		0.00	0.00	4,044.17	1,011.04	
06.21 14:30:00			0:15:00		0.00	0.00	3,560.70	890.18	
06.21 14:45:00			0:15:00		0.00	0.00	3,282.54	820.64	
06.21 15:00:00			0:15:00		0.00	0.00	2,691.54	672.89	
06.21 15:15:00			0:15:00		1.00	0.25	2,224.28	556.07	
06.21 15:30:00			0:15:00		95.05	23.76	1,507.30	376.83	
06.21 15:45:00			0:15:00		408.38	102.10	844.46	211.12	
06.21 16:00:00			0:15:00	6:30:00	901.84	225.46	13.72	3.43	20,381.72
06.28 09:45:00	28-Jun	14-Jun	0:15:00		0.00	0.00	332.79	83.20	
06.28 10:00:00			0:15:00		0.00	0.00	914.56	228.64	
06.28 10:15:00			0:15:00		0.00	0.00	1,550.71	387.68	
06.28 10:30:00			0:15:00		0.00	0.00	2,092.81	523.20	
06.28 10:45:00			0:15:00		0.00	0.00	2,673.33	668.33	
06.28 11:00:00			0:15:00		0.00	0.00	3,087.20	771.80	
06.28 11:15:00			0:15:00		0.00	0.00	3,579.66	894.92	
06.28 11:30:00			0:15:00		0.00	0.00	3,868.55	967.14	
06.28 11:45:00			0:15:00		1.50	0.37	4,293.65	1,073.41	
06.28 12:00:00			0:15:00		4.24	1.06	4,445.82	1,111.46	
06.28 12:15:00			0:15:00		31.18	7.80	4,805.56	1,201.39	
06.28 12:30:00			0:15:00		18.71	4.68	4,726.98	1,181.74	
06.28 12:45:00			0:15:00		47.40	11.85	4,877.91	1,219.48	
06.28 13:00:00			0:15:00		18.46	4.62	4,716.75	1,179.19	
06.28 13:15:00			0:15:00		31.68	7.92	4,835.50	1,208.87	
06.28 13:30:00			0:15:00		2.99	0.75	4,622.20	1,155.55	
06.28 13:45:00			0:15:00		2.99	0.75	4,642.66	1,160.66	
06.28 14:00:00			0:15:00		0.00	0.00	4,257.47	1,064.37	
06.28 14:15:00			0:15:00		0.00	0.00	4,163.17	1,040.79	
06.28 14:30:00			0:15:00		0.00	0.00	3,685.68	921.42	
06.28 14:45:00			0:15:00		0.00	0.00	3,421.99	855.50	
06.28 15:00:00			0:15:00		0.00	0.00	2,834.99	708.75	
06.28 15:15:00			0:15:00		0.25	0.06	2,376.96	594.24	
06.28 15:30:00			0:15:00		82.82	20.71	1,665.22	416.31	
06.28 15:45:00			0:15:00		386.93	96.73	1,011.85	252.96	
06.28 16:00:00			0:15:00	6:30:00	863.42	215.86	163.65	40.91	20,911.91
07.05 09:45:00	5-Jul	7-Jun	0:15:00		0.00	0.00	476.99	119.25	

07.05 10:00:00			0:15:00	0.00	0.00	1,081.96	270.49		
07.05 10:15:00			0:15:00	0.00	0.00	1,739.56	434.89		
07.05 10:30:00			0:15:00	0.00	0.00	2,290.89	572.72		
07.05 10:45:00			0:15:00	0.00	0.00	2,877.40	719.35		
07.05 11:00:00			0:15:00	0.00	0.00	3,299.50	824.88		
07.05 11:15:00			0:15:00	0.00	0.00	3,800.19	950.05		
07.05 11:30:00			0:15:00	0.25	0.06	4,096.06	1,024.02		
07.05 11:45:00			0:15:00	21.46	5.36	4,507.44	1,126.86		
07.05 12:00:00			0:15:00	28.69	7.17	4,663.36	1,165.84		
07.05 12:15:00			0:15:00	78.58	19.65	5,010.13	1,252.53		
07.05 12:30:00			0:15:00	59.37	14.84	4,951.00	1,237.75		
07.05 12:45:00			0:15:00	105.53	26.38	5,075.49	1,268.87		
07.05 13:00:00			0:15:00	58.88	14.72	4,938.28	1,234.57		
07.05 13:15:00			0:15:00	82.33	20.58	5,081.23	1,270.31		
07.05 13:30:00			0:15:00	27.19	6.80	4,854.95	1,213.74		
07.05 13:45:00			0:15:00	28.69	7.17	4,902.35	1,225.59		
07.05 14:00:00			0:15:00	0.00	0.00	4,560.83	1,140.21		
07.05 14:15:00			0:15:00	0.00	0.00	4,467.03	1,116.76		
07.05 14:30:00			0:15:00	0.00	0.00	3,999.52	999.88		
07.05 14:45:00			0:15:00	0.00	0.00	3,745.06	936.27		
07.05 15:00:00			0:15:00	0.00	0.00	3,170.28	792.57		
07.05 15:15:00			0:15:00	0.00	0.00	2,725.72	681.43		
07.05 15:30:00			0:15:00	79.33	19.83	2,016.22	504.06		
07.05 15:45:00			0:15:00	377.70	94.43	1,367.60	341.90		
07.05 16:00:00			0:15:00	6:30:00	860.68	215.17	499.69	124.92	22,549.68
07.12 09:30:00	12-Jul	31-May	0:15:00	0.00	0.00	134.22	33.55		
07.12 09:45:00			0:15:00	0.00	0.00	776.35	194.09		
07.12 10:00:00			0:15:00	0.00	0.00	1,416.25	354.06		
07.12 10:15:00			0:15:00	0.00	0.00	2,107.28	526.82		
07.12 10:30:00			0:15:00	0.00	0.00	2,663.60	665.90		
07.12 10:45:00			0:15:00	0.00	0.00	3,261.83	815.46		
07.12 11:00:00			0:15:00	0.00	0.00	3,689.43	922.36		
07.12 11:15:00			0:15:00	11.98	2.99	4,189.62	1,047.40		
07.12 11:30:00			0:15:00	36.42	9.11	4,465.53	1,116.38		
07.12 11:45:00			0:15:00	107.27	26.82	4,837.24	1,209.31		
07.12 12:00:00			0:15:00	121.24	30.31	4,992.16	1,248.04		
07.12 12:15:00			0:15:00	193.84	48.46	5,335.93	1,333.98		
07.12 12:30:00			0:15:00	171.14	42.78	5,281.80	1,320.45		
07.12 12:45:00			0:15:00	222.78	55.69	5,402.79	1,350.70		
07.12 13:00:00			0:15:00	170.64	42.66	5,273.57	1,318.39		
07.12 13:15:00			0:15:00	198.33	49.58	5,397.06	1,349.26		
07.12 13:30:00			0:15:00	121.74	30.44	5,220.43	1,305.11		
07.12 13:45:00			0:15:00	123.49	30.87	5,278.56	1,319.64		
07.12 14:00:00			0:15:00	37.42	9.36	4,993.41	1,248.35		
07.12 14:15:00			0:15:00	22.95	5.74	4,940.52	1,235.13		
07.12 14:30:00			0:15:00	0.00	0.00	4,496.47	1,124.12		
07.12 14:45:00			0:15:00	0.00	0.00	4,259.22	1,064.80		
07.12 15:00:00			0:15:00	0.00	0.00	3,696.16	924.04		
07.12 15:15:00			0:15:00	0.00	0.00	3,270.07	817.52		
07.12 15:30:00			0:15:00	82.08	20.52	2,563.31	640.83		
07.12 15:45:00			0:15:00	396.16	99.04	1,914.44	478.61		
07.12 16:00:00			0:15:00	894.60	223.65	1,016.35	254.09		
07.12 16:15:00			0:15:00	7:00:00	1,542.73	385.68	211.05	52.76	25,271.16
07.19 09:30:00	19-Jul	24-May	0:15:00	0.00	0.00	528.38	132.10		
07.19 09:45:00			0:15:00	0.00	0.00	1,260.83	315.21		
07.19 10:00:00			0:15:00	0.00	0.00	1,950.36	487.59		

07.19 10:15:00			0:15:00	0.00	0.00	2,657.12	664.28		
07.19 10:30:00			0:15:00	0.00	0.00	3,224.16	806.04		
07.19 10:45:00			0:15:00	2.99	0.75	3,827.88	956.97		
07.19 11:00:00			0:15:00	38.67	9.67	4,227.29	1,056.82		
07.19 11:15:00			0:15:00	138.71	34.68	4,649.14	1,162.29		
07.19 11:30:00			0:15:00	189.60	47.40	4,905.60	1,226.40		
07.19 11:45:00			0:15:00	277.91	69.48	5,266.83	1,316.71		
07.19 12:00:00			0:15:00	291.38	72.85	5,433.23	1,358.31		
07.19 12:15:00			0:15:00	361.23	90.31	5,777.75	1,444.44		
07.19 12:30:00			0:15:00	338.78	84.70	5,729.35	1,432.34		
07.19 12:45:00			0:15:00	387.43	96.86	5,840.61	1,460.15		
07.19 13:00:00			0:15:00	337.29	84.32	5,732.34	1,433.09		
07.19 13:15:00			0:15:00	364.48	91.12	5,869.05	1,467.26		
07.19 13:30:00			0:15:00	287.89	71.97	5,712.89	1,428.22		
07.19 13:45:00			0:15:00	290.38	72.60	5,755.55	1,438.89		
07.19 14:00:00			0:15:00	189.85	47.46	5,513.81	1,378.45		
07.19 14:15:00			0:15:00	161.91	40.48	5,476.89	1,369.22		
07.19 14:30:00			0:15:00	49.40	12.35	5,147.83	1,286.96		
07.19 14:45:00			0:15:00	14.97	3.74	4,952.25	1,238.06		
07.19 15:00:00			0:15:00	0.00	0.00	4,413.39	1,103.35		
07.19 15:15:00			0:15:00	1.00	0.25	4,008.25	1,002.06		
07.19 15:30:00			0:15:00	105.78	26.44	3,313.22	828.31		
07.19 15:45:00			0:15:00	455.78	113.95	2,638.16	659.54		
07.19 16:00:00			0:15:00	982.92	245.73	1,713.87	428.47		
07.19 16:15:00			0:15:00	7:00:00	1,664.22	416.06	870.90	217.73	29,099.23
07.26 09:15:00	26-Jul	17-May	0:15:00	0.00	0.00	407.89	101.97		
07.26 09:30:00			0:15:00	0.00	0.00	1,137.84	284.46		
07.26 09:45:00			0:15:00	0.00	0.00	1,958.60	489.65		
07.26 10:00:00			0:15:00	0.00	0.00	2,669.34	667.34		
07.26 10:15:00			0:15:00	0.00	0.00	3,390.56	847.64		
07.26 10:30:00			0:15:00	35.92	8.98	3,927.67	981.92		
07.26 10:45:00			0:15:00	163.90	40.98	4,420.88	1,105.22		
07.26 11:00:00			0:15:00	252.96	63.24	4,778.12	1,194.53		
07.26 11:15:00			0:15:00	369.72	92.43	5,189.25	1,297.31		
07.26 11:30:00			0:15:00	416.12	104.03	5,453.93	1,363.48		
07.26 11:45:00			0:15:00	502.68	125.67	5,826.89	1,456.72		
07.26 12:00:00			0:15:00	512.16	128.04	6,016.99	1,504.25		
07.26 12:15:00			0:15:00	576.53	144.13	6,377.48	1,594.37		
07.26 12:30:00			0:15:00	552.58	138.15	6,313.11	1,578.28		
07.26 12:45:00			0:15:00	599.73	149.93	6,421.63	1,605.41		
07.26 13:00:00			0:15:00	549.59	137.40	6,328.83	1,582.21		
07.26 13:15:00			0:15:00	575.53	143.88	6,463.04	1,615.76		
07.26 13:30:00			0:15:00	501.19	125.30	6,321.10	1,580.27		
07.26 13:45:00			0:15:00	504.43	126.11	6,379.97	1,594.99		
07.26 14:00:00			0:15:00	406.39	101.60	6,159.44	1,539.86		
07.26 14:15:00			0:15:00	379.45	94.86	6,135.24	1,533.81		
07.26 14:30:00			0:15:00	257.45	64.36	5,823.65	1,455.91		
07.26 14:45:00			0:15:00	194.84	48.71	5,678.46	1,419.62		
07.26 15:00:00			0:15:00	57.88	14.47	5,279.80	1,319.95		
07.26 15:15:00			0:15:00	12.22	3.06	4,941.77	1,235.44		
07.26 15:30:00			0:15:00	153.43	38.36	4,248.24	1,062.06		
07.26 15:45:00			0:15:00	554.82	138.71	3,550.97	887.74		
07.26 16:00:00			0:15:00	1,130.10	282.53	2,608.22	652.06		
07.26 16:15:00			0:15:00	1,824.63	456.16	1,729.08	432.27		
07.26 16:30:00			0:15:00	2,587.26	646.82	715.73	178.93		
07.26 16:45:00			0:15:00	7:45:00	3,441.95	860.49	1.00	0.25	34,163.68

08.02 09:00:00	2-Aug	10-May	0:15:00	0.00	0.00	329.30	82.33	
08.02 09:15:00			0:15:00	0.00	0.00	1,151.81	287.95	
08.02 09:30:00			0:15:00	0.00	0.00	2,005.25	501.31	
08.02 09:45:00			0:15:00	0.00	0.00	2,858.94	714.73	
08.02 10:00:00			0:15:00	30.44	7.61	3,552.22	888.05	
08.02 10:15:00			0:15:00	187.85	46.96	4,130.74	1,032.69	
08.02 10:30:00			0:15:00	313.34	78.33	4,589.52	1,147.38	
08.02 10:45:00			0:15:00	455.53	113.88	5,082.22	1,270.56	
08.02 11:00:00			0:15:00	541.10	135.28	5,439.96	1,359.99	
08.02 11:15:00			0:15:00	655.86	163.97	5,868.31	1,467.08	
08.02 11:30:00			0:15:00	696.77	174.19	6,139.73	1,534.93	
08.02 11:45:00			0:15:00	776.60	194.15	6,533.40	1,633.35	
08.02 12:00:00			0:15:00	782.34	195.59	6,745.94	1,686.49	
08.02 12:15:00			0:15:00	841.47	210.37	7,119.15	1,779.79	
08.02 12:30:00			0:15:00	814.77	203.69	7,033.34	1,758.33	
08.02 12:45:00			0:15:00	856.18	214.05	7,146.35	1,786.59	
08.02 13:00:00			0:15:00	812.28	203.07	7,066.02	1,766.50	
08.02 13:15:00			0:15:00	832.73	208.18	7,206.72	1,801.68	
08.02 13:30:00			0:15:00	762.88	190.72	7,077.74	1,769.44	
08.02 13:45:00			0:15:00	761.88	190.47	7,167.05	1,791.76	
08.02 14:00:00			0:15:00	669.08	167.27	6,946.02	1,736.51	
08.02 14:15:00			0:15:00	642.89	160.72	6,936.04	1,734.01	
08.02 14:30:00			0:15:00	527.63	131.91	6,643.91	1,660.98	
08.02 14:45:00			0:15:00	464.02	116.00	6,524.41	1,631.10	
08.02 15:00:00			0:15:00	322.07	80.52	6,147.96	1,536.99	
08.02 15:15:00			0:15:00	240.99	60.25	5,883.02	1,470.76	
08.02 15:30:00			0:15:00	294.38	73.59	5,286.79	1,321.70	
08.02 15:45:00			0:15:00	698.02	174.51	4,615.21	1,153.80	
08.02 16:00:00			0:15:00	1,332.42	333.11	3,667.22	916.81	
08.02 16:15:00			0:15:00	2,053.65	513.41	2,777.36	694.34	
08.02 16:30:00			0:15:00	2,858.69	714.67	1,696.65	424.16	
08.02 16:45:00			0:15:00	8:00:00	3,772.50	943.13	693.03	173.26
08.09 08:45:00	9-Aug	3-May	0:15:00	0.00	0.00	307.35	76.84	
08.09 09:00:00			0:15:00	0.00	0.00	1,189.98	297.49	
08.09 09:15:00			0:15:00	0.00	0.00	2,177.63	544.41	
08.09 09:30:00			0:15:00	20.71	5.18	3,040.80	760.20	
08.09 09:45:00			0:15:00	213.30	53.32	3,736.33	934.08	
08.09 10:00:00			0:15:00	379.20	94.80	4,315.10	1,078.78	
08.09 10:15:00			0:15:00	551.33	137.83	4,901.61	1,225.40	
08.09 10:30:00			0:15:00	670.08	167.52	5,369.61	1,342.40	
08.09 10:45:00			0:15:00	807.54	201.88	5,877.04	1,469.26	
08.09 11:00:00			0:15:00	886.62	221.66	6,240.52	1,560.13	
08.09 11:15:00			0:15:00	998.88	249.72	6,680.08	1,670.02	
08.09 11:30:00			0:15:00	1,031.31	257.83	6,968.22	1,742.06	
08.09 11:45:00			0:15:00	1,103.66	275.92	7,376.61	1,844.15	
08.09 12:00:00			0:15:00	1,100.92	275.23	7,614.10	1,903.53	
08.09 12:15:00			0:15:00	1,154.05	288.51	7,979.33	1,994.83	
08.09 12:30:00			0:15:00	1,125.61	281.40	7,892.26	1,973.07	
08.09 12:45:00			0:15:00	1,163.28	290.82	8,010.51	2,002.63	
08.09 13:00:00			0:15:00	1,117.88	279.47	7,973.84	1,993.46	
08.09 13:15:00			0:15:00	1,139.33	284.83	8,105.06	2,026.27	
08.09 13:30:00			0:15:00	1,068.98	267.25	7,999.54	1,999.88	
08.09 13:45:00			0:15:00	1,068.48	267.12	8,070.14	2,017.53	
08.09 14:00:00			0:15:00	978.43	244.61	7,891.52	1,972.88	
08.09 14:15:00			0:15:00	953.48	238.37	7,899.50	1,974.88	
08.09 14:30:00			0:15:00	839.97	209.99	7,627.33	1,906.83	

08.09 14:45:00			0:15:00	784.84	196.21	7,526.54	1,881.64	
08.09 15:00:00			0:15:00	644.88	161.22	7,179.53	1,794.88	
08.09 15:15:00			0:15:00	598.98	149.75	6,867.19	1,716.80	
08.09 15:30:00			0:15:00	749.66	187.42	6,216.07	1,554.02	
08.09 15:45:00			0:15:00	1,167.77	291.94	5,629.56	1,407.39	
08.09 16:00:00			0:15:00	1,647.01	411.75	4,848.97	1,212.24	
08.09 16:15:00			0:15:00	2,367.98	592.00	3,988.54	997.14	
08.09 16:30:00			0:15:00	3,213.19	803.30	2,885.13	721.28	
08.09 16:45:00			0:15:00	4,177.64	1,044.41	1,806.17	451.54	
08.09 17:00:00			0:15:00	8:30:00	5,288.04	1,322.01	629.17	157.29
08.16 08:30:00	16-Aug	26-Apr	0:15:00	0.00	0.00	239.99	60.00	
08.16 08:45:00			0:15:00	0.00	0.00	1,268.06	317.02	
08.16 09:00:00			0:15:00	7.98	2.00	2,313.59	578.40	
08.16 09:15:00			0:15:00	237.25	59.31	3,153.06	788.27	
08.16 09:30:00			0:15:00	447.80	111.95	3,882.52	970.63	
08.16 09:45:00			0:15:00	657.61	164.40	4,598.00	1,149.50	
08.16 10:00:00			0:15:00	813.53	203.38	5,197.73	1,299.43	
08.16 10:15:00			0:15:00	979.42	244.86	5,807.68	1,451.92	
08.16 10:30:00			0:15:00	1,087.69	271.92	6,286.67	1,571.67	
08.16 10:45:00			0:15:00	1,219.41	304.85	6,807.31	1,701.83	
08.16 11:00:00			0:15:00	1,292.01	323.00	7,179.28	1,794.82	
08.16 11:15:00			0:15:00	1,397.54	349.38	7,626.58	1,906.64	
08.16 11:30:00			0:15:00	1,419.49	354.87	7,921.95	1,980.49	
08.16 11:45:00			0:15:00	1,483.60	370.90	8,370.25	2,092.56	
08.16 12:00:00			0:15:00	1,471.63	367.91	8,643.92	2,160.98	
08.16 12:15:00			0:15:00	1,525.02	381.25	8,975.22	2,243.80	
08.16 12:30:00			0:15:00	1,487.10	371.77	8,892.89	2,223.22	
08.16 12:45:00			0:15:00	1,526.01	381.50	9,022.12	2,255.53	
08.16 13:00:00			0:15:00	1,471.13	367.78	8,999.92	2,249.98	
08.16 13:15:00			0:15:00	1,494.33	373.58	9,164.07	2,291.02	
08.16 13:30:00			0:15:00	1,425.23	356.31	9,113.92	2,278.48	
08.16 13:45:00			0:15:00	1,423.73	355.93	9,178.04	2,294.51	
08.16 14:00:00			0:15:00	1,337.41	334.35	9,003.91	2,250.98	
08.16 14:15:00			0:15:00	1,313.96	328.49	9,023.12	2,255.78	
08.16 14:30:00			0:15:00	1,206.19	301.55	8,794.35	2,198.59	
08.16 14:45:00			0:15:00	1,155.30	288.83	8,726.00	2,181.50	
08.16 15:00:00			0:15:00	1,023.58	255.90	8,330.09	2,082.52	
08.16 15:15:00			0:15:00	1,069.73	267.43	7,936.17	1,984.04	
08.16 15:30:00			0:15:00	1,336.92	334.23	7,247.13	1,811.78	
08.16 15:45:00			0:15:00	1,832.36	458.09	6,645.41	1,661.35	
08.16 16:00:00			0:15:00	2,365.48	591.37	5,871.80	1,467.95	
08.16 16:15:00			0:15:00	2,971.95	742.99	5,150.08	1,287.52	
08.16 16:30:00			0:15:00	3,663.23	915.81	4,229.78	1,057.45	
08.16 16:45:00			0:15:00	4,690.05	1,172.51	3,142.59	785.65	
08.16 17:00:00			0:15:00	5,900.24	1,475.06	1,861.05	465.26	
08.16 17:15:00			0:15:00	9:00:00	7,349.42	1,837.35	656.11	164.03
08.23 08:15:00	23-Aug	19-Apr	0:15:00	3,236.14	809.03	283.15	70.79	
08.23 08:30:00			0:15:00	0.00	0.00	1,234.88	308.72	
08.23 08:45:00			0:15:00	261.20	65.30	2,222.54	555.63	
08.23 09:00:00			0:15:00	530.63	132.66	3,167.28	791.82	
08.23 09:15:00			0:15:00	787.33	196.83	4,066.88	1,016.72	
08.23 09:30:00			0:15:00	987.66	246.91	4,850.21	1,212.55	
08.23 09:45:00			0:15:00	1,184.99	296.25	5,607.36	1,401.84	
08.23 10:00:00			0:15:00	1,343.90	335.98	6,227.79	1,556.95	
08.23 10:15:00			0:15:00	1,494.08	373.52	6,841.24	1,710.31	
08.23 10:30:00			0:15:00	1,601.35	400.34	7,313.99	1,828.50	

08.23 10:45:00			0:15:00	1,740.56	435.14	7,829.65	1,957.41	
08.23 11:00:00			0:15:00	1,809.66	452.42	8,196.37	2,049.09	
08.23 11:15:00			0:15:00	1,921.92	480.48	8,638.93	2,159.73	
08.23 11:30:00			0:15:00	1,930.91	482.73	8,951.52	2,237.88	
08.23 11:45:00			0:15:00	1,996.02	499.00	9,459.94	2,364.99	
08.23 12:00:00			0:15:00	1,970.82	492.71	9,745.58	2,436.40	
08.23 12:15:00			0:15:00	2,017.72	504.43	10,050.19	2,512.55	
08.23 12:30:00			0:15:00	1,977.81	494.45	9,945.91	2,486.48	
08.23 12:45:00			0:15:00	2,012.73	503.18	10,127.02	2,531.76	
08.23 13:00:00			0:15:00	1,957.60	489.40	10,119.54	2,529.89	
08.23 13:15:00			0:15:00	1,974.31	493.58	10,291.68	2,572.92	
08.23 13:30:00			0:15:00	1,897.23	474.31	10,274.46	2,568.62	
08.23 13:45:00			0:15:00	1,894.73	473.68	10,355.04	2,588.76	
08.23 14:00:00			0:15:00	1,795.69	448.92	10,232.80	2,558.20	
08.23 14:15:00			0:15:00	1,770.00	442.50	10,289.18	2,572.30	
08.23 14:30:00			0:15:00	1,648.01	412.00	10,121.79	2,530.45	
08.23 14:45:00			0:15:00	1,593.12	398.28	10,022.00	2,505.50	
08.23 15:00:00			0:15:00	1,472.88	368.22	9,541.02	2,385.25	
08.23 15:15:00			0:15:00	1,673.20	418.30	9,059.54	2,264.89	
08.23 15:30:00			0:15:00	2,085.08	521.27	8,354.78	2,088.70	
08.23 15:45:00			0:15:00	2,664.85	666.21	7,737.59	1,934.40	
08.23 16:00:00			0:15:00	3,234.64	808.66	6,948.02	1,737.00	
08.23 16:15:00			0:15:00	3,930.67	982.67	6,211.33	1,552.83	
08.23 16:30:00			0:15:00	4,671.84	1,167.96	5,313.48	1,328.37	
08.23 16:45:00			0:15:00	5,569.19	1,392.30	4,429.61	1,107.40	
08.23 17:00:00			0:15:00	6,684.08	1,671.02	3,280.04	820.01	
08.23 17:15:00			0:15:00	8,207.10	2,051.77	1,971.07	492.77	
08.23 17:30:00			0:15:00	9,588.67	2,397.17	578.52	144.63	67,472.98
08.30 08:00:00	30-Aug	12-Apr	0:15:00	14,861.48	3,715.37	275.17	68.79	
08.30 08:15:00			0:15:00	5,463.17	1,365.79	950.98	237.75	
08.30 08:30:00			0:15:00	649.12	162.28	1,859.06	464.76	
08.30 08:45:00			0:15:00	945.99	236.50	2,998.89	749.72	
08.30 09:00:00			0:15:00	1,598.61	399.65	4,085.59	1,021.40	
08.30 09:15:00			0:15:00	2,225.53	556.38	5,071.75	1,267.94	
08.30 09:30:00			0:15:00	2,391.43	597.86	5,890.01	1,472.50	
08.30 09:45:00			0:15:00	2,432.59	608.15	6,665.37	1,666.34	
08.30 10:00:00			0:15:00	2,268.69	567.17	7,289.04	1,822.26	
08.30 10:15:00			0:15:00	2,156.68	539.17	7,918.21	1,979.55	
08.30 10:30:00			0:15:00	2,243.24	560.81	8,399.44	2,099.86	
08.30 10:45:00			0:15:00	2,374.71	593.68	8,926.82	2,231.71	
08.30 11:00:00			0:15:00	2,426.11	606.53	9,300.53	2,325.13	
08.30 11:15:00			0:15:00	2,530.14	632.53	9,762.55	2,440.64	
08.30 11:30:00			0:15:00	2,519.41	629.85	10,151.72	2,537.93	
08.30 11:45:00			0:15:00	2,570.30	642.58	10,684.09	2,671.02	
08.30 12:00:00			0:15:00	2,536.37	634.09	11,025.62	2,756.41	
08.30 12:15:00			0:15:00	2,572.30	643.07	11,256.63	2,814.16	
08.30 12:30:00			0:15:00	2,521.15	630.29	11,196.51	2,799.13	
08.30 12:45:00			0:15:00	2,562.82	640.70	11,385.61	2,846.40	
08.30 13:00:00			0:15:00	2,500.95	625.24	11,412.80	2,853.20	
08.30 13:15:00			0:15:00	2,518.66	629.67	11,611.13	2,902.78	
08.30 13:30:00			0:15:00	2,441.32	610.33	11,585.18	2,896.30	
08.30 13:45:00			0:15:00	2,444.07	611.02	11,703.93	2,925.98	
08.30 14:00:00			0:15:00	2,351.26	587.82	11,622.10	2,905.53	
08.30 14:15:00			0:15:00	2,332.06	583.01	11,717.40	2,929.35	
08.30 14:30:00			0:15:00	2,216.80	554.20	11,496.37	2,874.09	
08.30 14:45:00			0:15:00	2,172.14	543.04	11,286.32	2,821.58	



08.30 15:00:00			0:15:00	2,126.49	531.62	10,711.78	2,677.95	
08.30 15:15:00			0:15:00	2,498.20	624.55	10,205.11	2,551.28	
08.30 15:30:00			0:15:00	2,996.40	749.10	9,509.33	2,377.33	
08.30 15:45:00			0:15:00	3,628.31	907.08	8,895.64	2,223.91	
08.30 16:00:00			0:15:00	4,266.95	1,066.74	8,097.58	2,024.40	
08.30 16:15:00			0:15:00	5,068.75	1,267.19	7,336.69	1,834.17	
08.30 16:30:00			0:15:00	5,932.42	1,483.11	6,413.15	1,603.29	
08.30 16:45:00			0:15:00	6,951.26	1,737.82	5,493.85	1,373.46	
08.30 17:00:00			0:15:00	8,110.30	2,027.58	4,426.86	1,106.72	
08.30 17:15:00			0:15:00	9,226.43	2,306.61	3,354.39	838.60	
08.30 17:30:00			0:15:00	10,373.25	2,593.31	1,923.17	480.79	
08.30 17:45:00			0:15:00	10:00:00	11,673.00	2,918.25	469.75	78,591.53
09.06 07:44:24	6-Sep	5-Apr	0:07:48	41,034.48	5,334.48	7.98	1.04	
09.06 08:00:00			0:15:00	19,601.68	4,900.42	494.20	123.55	
09.06 08:15:00			0:15:00	9,426.51	2,356.63	1,164.53	291.13	
09.06 08:30:00			0:15:00	5,126.88	1,281.72	1,980.05	495.01	
09.06 08:45:00			0:15:00	5,661.00	1,415.25	3,435.96	858.99	
09.06 09:00:00			0:15:00	5,599.38	1,399.84	4,938.53	1,234.63	
09.06 09:15:00			0:15:00	5,256.85	1,314.21	6,090.83	1,522.71	
09.06 09:30:00			0:15:00	4,610.72	1,152.68	6,982.19	1,745.55	
09.06 09:45:00			0:15:00	4,053.65	1,013.41	7,807.69	1,951.92	
09.06 10:00:00			0:15:00	3,408.52	852.13	8,462.80	2,115.70	
09.06 10:15:00			0:15:00	2,921.55	730.39	9,115.67	2,278.92	
09.06 10:30:00			0:15:00	2,972.45	743.11	9,609.37	2,402.34	
09.06 10:45:00			0:15:00	3,084.21	771.05	10,153.97	2,538.49	
09.06 11:00:00			0:15:00	3,116.89	779.22	10,536.66	2,634.16	
09.06 11:15:00			0:15:00	3,206.95	801.74	11,058.30	2,764.58	
09.06 11:30:00			0:15:00	3,176.02	794.00	11,518.07	2,879.52	
09.06 11:45:00			0:15:00	3,207.45	801.86	12,084.87	3,021.22	
09.06 12:00:00			0:15:00	3,159.30	789.83	12,501.49	3,125.37	
09.06 12:15:00			0:15:00	3,193.23	798.31	12,634.46	3,158.61	
09.06 12:30:00			0:15:00	3,135.35	783.84	12,605.27	3,151.32	
09.06 12:45:00			0:15:00	3,167.28	791.82	12,850.50	3,212.63	
09.06 13:00:00			0:15:00	3,108.91	777.23	12,856.24	3,214.06	
09.06 13:15:00			0:15:00	3,126.37	781.59	13,081.01	3,270.25	
09.06 13:30:00			0:15:00	3,057.02	764.25	13,110.70	3,277.67	
09.06 13:45:00			0:15:00	3,062.76	765.69	13,277.59	3,319.40	
09.06 14:00:00			0:15:00	2,973.44	743.36	13,219.47	3,304.87	
09.06 14:15:00			0:15:00	2,965.21	741.30	13,256.39	3,314.10	
09.06 14:30:00			0:15:00	2,864.93	716.23	12,934.07	3,233.52	
09.06 14:45:00			0:15:00	2,838.23	709.56	12,584.06	3,146.02	
09.06 15:00:00			0:15:00	2,999.14	749.79	11,924.71	2,981.18	
09.06 15:15:00			0:15:00	3,543.74	885.93	11,390.84	2,847.71	
09.06 15:30:00			0:15:00	4,136.23	1,034.06	10,663.64	2,665.91	
09.06 15:45:00			0:15:00	4,863.44	1,215.86	10,022.75	2,505.69	
09.06 16:00:00			0:15:00	5,613.60	1,403.40	9,206.73	2,301.68	
09.06 16:15:00			0:15:00	6,492.48	1,623.12	8,423.64	2,105.91	
09.06 16:30:00			0:15:00	7,450.70	1,862.68	7,494.11	1,873.53	
09.06 16:45:00			0:15:00	8,664.13	2,166.03	6,558.09	1,639.52	
09.06 17:00:00			0:15:00	9,898.51	2,474.63	5,412.52	1,353.13	
09.06 17:15:00			0:15:00	10,950.03	2,737.51	4,233.52	1,058.38	
09.06 17:30:00			0:15:00	11,678.98	2,919.75	2,940.27	735.07	
09.06 17:45:00			0:15:00	12,964.76	3,241.19	1,636.53	409.13	
09.06 18:00:00			0:15:00	10:22:48	18,769.70	4,692.42	205.81	90,115.56
09.13 07:50:24	13-Sep	29-Mar	0:04:48	38,765.54	3,101.24	1.50	0.12	
09.13 08:30:00			0:15:00	15,151.87	3,787.97	1,309.47	327.37	

09.13 08:45:00			0:15:00	12,146.74	3,036.69	3,783.73	945.93	
09.13 09:00:00			0:15:00	10,469.80	2,617.45	5,759.04	1,439.76	
09.13 09:15:00			0:15:00	8,970.73	2,242.68	7,165.06	1,791.26	
09.13 09:30:00			0:15:00	7,323.22	1,830.81	8,156.20	2,039.05	
09.13 09:45:00			0:15:00	6,017.24	1,504.31	9,047.81	2,261.95	
09.13 10:00:00			0:15:00	4,779.37	1,194.84	9,742.84	2,435.71	
09.13 10:15:00			0:15:00	3,826.89	956.72	10,427.39	2,606.85	
09.13 10:30:00			0:15:00	3,782.98	945.74	10,945.54	2,736.39	
09.13 10:45:00			0:15:00	3,874.04	968.51	11,500.11	2,875.03	
09.13 11:00:00			0:15:00	3,888.25	972.06	11,916.98	2,979.25	
09.13 11:15:00			0:15:00	3,957.36	989.34	12,542.90	3,135.73	
09.13 11:30:00			0:15:00	3,898.23	974.56	13,015.90	3,253.98	
09.13 11:45:00			0:15:00	3,912.70	978.18	13,731.13	3,432.78	
09.13 12:00:00			0:15:00	3,851.83	962.96	14,066.17	3,516.54	
09.13 12:15:00			0:15:00	3,864.31	966.08	14,177.68	3,544.42	
09.13 12:30:00			0:15:00	3,820.90	955.22	14,201.63	3,550.41	
09.13 12:45:00			0:15:00	3,843.10	960.78	14,487.03	3,621.76	
09.13 13:00:00			0:15:00	3,787.47	946.87	14,511.23	3,627.81	
09.13 13:15:00			0:15:00	3,808.67	952.17	14,787.14	3,696.79	
09.13 13:30:00			0:15:00	3,739.07	934.77	14,812.59	3,703.15	
09.13 13:45:00			0:15:00	3,749.80	937.45	15,082.27	3,770.57	
09.13 14:00:00			0:15:00	3,670.97	917.74	14,945.81	3,736.45	
09.13 14:15:00			0:15:00	3,677.20	919.30	14,858.24	3,714.56	
09.13 14:30:00			0:15:00	3,585.65	896.41	14,388.24	3,597.06	
09.13 14:45:00			0:15:00	3,670.72	917.68	13,906.26	3,476.57	
09.13 15:00:00			0:15:00	4,061.89	1,015.47	13,218.22	3,304.56	
09.13 15:15:00			0:15:00	4,768.39	1,192.10	12,642.69	3,160.67	
09.13 15:30:00			0:15:00	5,446.20	1,361.55	11,878.81	2,969.70	
09.13 15:45:00			0:15:00	6,279.43	1,569.86	11,183.78	2,795.95	
09.13 16:00:00			0:15:00	7,140.86	1,785.21	10,308.89	2,577.22	
09.13 16:15:00			0:15:00	8,210.09	2,052.52	9,464.18	2,366.05	
09.13 16:30:00			0:15:00	9,380.36	2,345.09	8,451.83	2,112.96	
09.13 16:45:00			0:15:00	10,805.59	2,701.40	7,404.05	1,851.01	
09.13 17:00:00			0:15:00	11,944.42	2,986.11	6,191.37	1,547.84	
09.13 17:15:00			0:15:00	12,870.21	3,217.55	4,870.92	1,217.73	
09.13 17:30:00			0:15:00	13,842.89	3,460.72	3,321.96	830.49	
09.13 17:45:00			0:15:00	17,665.29	4,416.32	1,906.96	476.74	
09.13 18:00:00			0:15:00	29,109.27	7,277.32	834.98	208.75	
09.13 18:15:00			0:10:48	10:00:36	60,889.38	10,960.09	58.13	10.46
09.20 08:30:00	20-Sep	22-Mar	0:15:00	27,454.03	6,863.51	458.28	114.57	
09.20 08:45:00			0:15:00	20,231.60	5,057.90	3,889.25	972.31	
09.20 09:00:00			0:15:00	16,350.33	4,087.58	6,489.99	1,622.50	
09.20 09:15:00			0:15:00	13,411.81	3,352.95	8,281.94	2,070.48	
09.20 09:30:00			0:15:00	10,636.69	2,659.17	9,403.31	2,350.83	
09.20 09:45:00			0:15:00	8,377.48	2,094.37	10,380.49	2,595.12	
09.20 10:00:00			0:15:00	6,393.44	1,598.36	11,128.15	2,782.04	
09.20 10:15:00			0:15:00	4,895.37	1,223.84	11,854.86	2,963.72	
09.20 10:30:00			0:15:00	4,678.83	1,169.71	12,378.00	3,094.50	
09.20 10:45:00			0:15:00	4,742.69	1,185.67	12,976.48	3,244.12	
09.20 11:00:00			0:15:00	4,729.47	1,182.37	13,489.64	3,372.41	
09.20 11:15:00			0:15:00	4,774.87	1,193.72	14,195.65	3,548.91	
09.20 11:30:00			0:15:00	4,687.81	1,171.95	14,753.71	3,688.43	
09.20 11:45:00			0:15:00	4,688.56	1,172.14	15,555.51	3,888.88	
09.20 12:00:00			0:15:00	4,610.47	1,152.62	15,755.84	3,938.96	
09.20 12:15:00			0:15:00	4,619.45	1,154.86	15,850.89	3,962.72	
09.20 12:30:00			0:15:00	4,557.59	1,139.40	15,930.47	3,982.62	

09.20 12:45:00			0:15:00	4,592.01	1,148.00	16,203.64	4,050.91	
09.20 13:00:00			0:15:00	4,526.15	1,131.54	16,299.93	4,074.98	
09.20 13:15:00			0:15:00	4,552.60	1,138.15	16,604.54	4,151.13	
09.20 13:30:00			0:15:00	4,489.98	1,122.50	16,738.01	4,184.50	
09.20 13:45:00			0:15:00	4,517.92	1,129.48	16,927.10	4,231.78	
09.20 14:00:00			0:15:00	4,447.82	1,111.95	16,690.61	4,172.65	
09.20 14:15:00			0:15:00	4,471.52	1,117.88	16,460.59	4,115.15	
09.20 14:30:00			0:15:00	4,406.16	1,101.54	15,831.68	3,957.92	
09.20 14:45:00			0:15:00	4,757.16	1,189.29	15,279.60	3,819.90	
09.20 15:00:00			0:15:00	5,363.13	1,340.78	14,543.91	3,635.98	
09.20 15:15:00			0:15:00	6,165.43	1,541.36	13,910.00	3,477.50	
09.20 15:30:00			0:15:00	6,927.31	1,731.83	13,092.99	3,273.25	
09.20 15:45:00			0:15:00	7,924.20	1,981.05	12,347.32	3,086.83	
09.20 16:00:00			0:15:00	8,962.99	2,240.75	11,411.05	2,852.76	
09.20 16:15:00			0:15:00	10,244.03	2,561.01	10,461.32	2,615.33	
09.20 16:30:00			0:15:00	11,711.91	2,927.98	9,310.01	2,327.50	
09.20 16:45:00			0:15:00	13,114.69	3,278.67	8,138.24	2,034.56	
09.20 17:00:00			0:15:00	14,186.17	3,546.54	6,722.99	1,680.75	
09.20 17:15:00			0:15:00	15,200.27	3,800.07	5,090.71	1,272.68	
09.20 17:30:00			0:15:00	18,213.38	4,553.34	3,302.50	825.62	
09.20 17:45:00			0:15:00	25,637.13	6,409.28	1,821.64	455.41	
09.20 18:00:00			0:12:36	48,051.10	10,090.73	617.44	129.66	
09.20 18:09:36			0:04:48	9:47:24	73,744.12	5,899.53	31.93	2.56
09.27 08:45:00	27-Sep	15-Mar	0:15:00	30,355.63	7,588.91	3,571.43	892.86	
09.27 09:00:00			0:15:00	23,871.13	5,967.78	6,982.44	1,745.61	
09.27 09:15:00			0:15:00	18,706.58	4,676.65	9,396.32	2,349.08	
09.27 09:30:00			0:15:00	14,586.07	3,646.52	10,770.66	2,692.67	
09.27 09:45:00			0:15:00	11,198.50	2,799.63	11,883.55	2,970.89	
09.27 10:00:00			0:15:00	8,344.06	2,086.01	12,689.84	3,172.46	
09.27 10:15:00			0:15:00	6,149.21	1,537.30	13,447.23	3,361.81	
09.27 10:30:00			0:15:00	5,655.51	1,413.88	13,990.58	3,497.65	
09.27 10:45:00			0:15:00	5,689.19	1,422.30	14,662.91	3,665.73	
09.27 11:00:00			0:15:00	5,657.25	1,414.31	15,233.45	3,808.36	
09.27 11:15:00			0:15:00	5,664.49	1,416.12	16,025.27	4,006.32	
09.27 11:30:00			0:15:00	5,557.47	1,389.37	16,704.83	4,176.21	
09.27 11:45:00			0:15:00	5,529.27	1,382.32	17,543.30	4,385.82	
09.27 12:00:00			0:15:00	5,426.24	1,356.56	17,537.06	4,384.27	
09.27 12:15:00			0:15:00	5,444.21	1,361.05	17,709.45	4,427.36	
09.27 12:30:00			0:15:00	5,381.09	1,345.27	17,807.49	4,451.87	
09.27 12:45:00			0:15:00	5,409.53	1,352.38	18,112.84	4,528.21	
09.27 13:00:00			0:15:00	5,345.66	1,336.42	18,207.14	4,551.79	
09.27 13:15:00			0:15:00	5,376.85	1,344.21	18,562.14	4,640.53	
09.27 13:30:00			0:15:00	5,319.47	1,329.87	18,792.65	4,698.16	
09.27 13:45:00			0:15:00	5,359.63	1,339.91	18,812.11	4,703.03	
09.27 14:00:00			0:15:00	5,309.24	1,327.31	18,455.86	4,613.97	
09.27 14:15:00			0:15:00	5,357.39	1,339.35	18,032.76	4,508.19	
09.27 14:30:00			0:15:00	5,418.01	1,354.50	17,271.12	4,317.78	
09.27 14:45:00			0:15:00	6,079.61	1,519.90	16,676.64	4,169.16	
09.27 15:00:00			0:15:00	6,799.08	1,699.77	15,890.80	3,972.70	
09.27 15:15:00			0:15:00	7,743.83	1,935.96	15,219.23	3,804.81	
09.27 15:30:00			0:15:00	8,639.43	2,159.86	14,320.88	3,580.22	
09.27 15:45:00			0:15:00	9,828.16	2,457.04	13,469.69	3,367.42	
09.27 16:00:00			0:15:00	11,077.51	2,769.38	12,420.66	3,105.17	
09.27 16:15:00			0:15:00	12,650.42	3,162.61	11,322.24	2,830.56	
09.27 16:30:00			0:15:00	14,200.39	3,550.10	10,061.66	2,515.42	
09.27 16:45:00			0:15:00	15,505.87	3,876.47	8,668.37	2,167.09	

09.27 17:00:00			0:15:00	16,546.16	4,136.54	6,913.84	1,728.46	
09.27 17:15:00			0:15:00	19,064.57	4,766.14	4,863.19	1,215.80	
09.27 17:30:00			0:15:00	24,335.64	6,083.91	3,039.80	759.95	
09.27 17:45:00			0:13:48	38,554.99	8,867.65	1,398.04	321.55	
09.27 17:58:11			0:06:36	9:20:24	66,353.79	7,298.92	229.51	25.25
10.04 08:45:00	4-Oct	8-Mar	0:15:00	44,182.56	11,045.64	2,536.12	634.03	
10.04 09:00:00			0:15:00	32,680.20	8,170.05	7,182.77	1,795.69	
10.04 09:15:00			0:15:00	25,219.27	6,304.82	10,340.07	2,585.02	
10.04 09:30:00			0:15:00	19,367.18	4,841.80	12,168.94	3,042.24	
10.04 09:45:00			0:15:00	14,639.46	3,659.86	13,470.19	3,367.55	
10.04 10:00:00			0:15:00	10,640.19	2,660.05	14,389.49	3,597.37	
10.04 10:15:00			0:15:00	7,642.29	1,910.57	15,244.42	3,811.11	
10.04 10:30:00			0:15:00	6,722.25	1,680.56	15,864.86	3,966.21	
10.04 10:45:00			0:15:00	6,728.48	1,682.12	16,758.21	4,189.55	
10.04 11:00:00			0:15:00	6,677.34	1,669.34	17,410.33	4,352.58	
10.04 11:15:00			0:15:00	6,640.17	1,660.04	18,303.93	4,575.98	
10.04 11:30:00			0:15:00	6,477.02	1,619.25	19,051.85	4,762.96	
10.04 11:45:00			0:15:00	6,441.84	1,610.46	19,823.71	4,955.93	
10.04 12:00:00			0:15:00	6,330.33	1,582.58	19,631.12	4,907.78	
10.04 12:15:00			0:15:00	6,335.57	1,583.89	19,869.61	4,967.40	
10.04 12:30:00			0:15:00	6,266.46	1,566.62	19,934.48	4,983.62	
10.04 12:45:00			0:15:00	6,288.91	1,572.23	20,217.13	5,054.28	
10.04 13:00:00			0:15:00	6,244.26	1,561.07	20,329.14	5,082.29	
10.04 13:15:00			0:15:00	6,281.68	1,570.42	20,803.13	5,200.78	
10.04 13:30:00			0:15:00	6,229.04	1,557.26	20,889.20	5,222.30	
10.04 13:45:00			0:15:00	6,289.91	1,572.48	20,863.01	5,215.75	
10.04 14:00:00			0:15:00	6,260.47	1,565.12	20,206.65	5,051.66	
10.04 14:15:00			0:15:00	6,344.80	1,586.20	19,617.65	4,904.41	
10.04 14:30:00			0:15:00	6,710.52	1,677.63	18,826.08	4,706.52	
10.04 14:45:00			0:15:00	7,580.92	1,895.23	18,157.99	4,539.50	
10.04 15:00:00			0:15:00	8,394.95	2,098.74	17,282.85	4,320.71	
10.04 15:15:00			0:15:00	9,500.10	2,375.03	16,528.95	4,132.24	
10.04 15:30:00			0:15:00	10,569.09	2,642.27	15,537.80	3,884.45	
10.04 15:45:00			0:15:00	11,962.13	2,990.53	14,569.10	3,642.28	
10.04 16:00:00			0:15:00	13,448.48	3,362.12	13,359.67	3,339.92	
10.04 16:15:00			0:15:00	15,245.92	3,811.48	12,159.96	3,039.99	
10.04 16:30:00			0:15:00	16,697.09	4,174.27	10,670.62	2,667.66	
10.04 16:45:00			0:15:00	17,965.15	4,491.29	8,880.67	2,220.17	
10.04 17:00:00			0:15:00	19,799.76	4,949.94	6,589.78	1,647.44	
10.04 17:15:00			0:15:00	24,809.89	6,202.47	4,436.09	1,109.02	
10.04 17:30:00			0:16:12	31,941.76	8,624.28	2,444.32	659.97	
10.04 17:47:23			0:08:24	9:09:36	58,860.18	8,240.43	459.53	64.33
10.11 08:45:00	11-Oct	1-Mar	0:15:00	61,303.00	15,325.75	810.53	202.63	
10.11 09:00:00			0:15:00	44,099.23	11,024.81	6,794.59	1,698.65	
10.11 09:15:00			0:15:00	33,261.71	8,315.43	10,970.99	2,742.75	
10.11 09:30:00			0:15:00	25,147.92	6,286.98	13,542.03	3,385.51	
10.11 09:45:00			0:15:00	18,730.03	4,682.51	15,099.23	3,774.81	
10.11 10:00:00			0:15:00	13,459.21	3,364.80	16,183.43	4,045.86	
10.11 10:15:00			0:15:00	9,457.20	2,364.30	17,150.38	4,287.60	
10.11 10:30:00			0:15:00	7,869.06	1,967.27	17,957.17	4,489.29	
10.11 10:45:00			0:15:00	7,865.32	1,966.33	18,980.50	4,745.13	
10.11 11:00:00			0:15:00	7,768.78	1,942.19	19,734.15	4,933.54	
10.11 11:15:00			0:15:00	7,684.95	1,921.24	20,793.41	5,198.35	
10.11 11:30:00			0:15:00	7,492.86	1,873.22	21,619.90	5,404.98	
10.11 11:45:00			0:15:00	7,421.51	1,855.38	22,217.88	5,554.47	
10.11 12:00:00			0:15:00	7,296.78	1,824.19	22,021.05	5,505.26	

10.11 12:15:00			0:15:00	7,303.01	1,825.75	22,291.23	5,572.81	
10.11 12:30:00			0:15:00	7,234.16	1,808.54	22,325.41	5,581.35	
10.11 12:45:00			0:15:00	7,252.37	1,813.09	22,697.62	5,674.40	
10.11 13:00:00			0:15:00	7,198.98	1,799.75	22,875.74	5,718.94	
10.11 13:15:00			0:15:00	7,253.62	1,813.40	23,369.44	5,842.36	
10.11 13:30:00			0:15:00	7,225.18	1,806.30	23,209.28	5,802.32	
10.11 13:45:00			0:15:00	7,304.76	1,826.19	22,931.62	5,732.91	
10.11 14:00:00			0:15:00	7,302.51	1,825.63	22,124.83	5,531.21	
10.11 14:15:00			0:15:00	7,551.74	1,887.93	21,462.99	5,365.75	
10.11 14:30:00			0:15:00	8,242.02	2,060.51	20,608.05	5,152.01	
10.11 14:45:00			0:15:00	9,205.98	2,301.49	19,860.13	4,965.03	
10.11 15:00:00			0:15:00	10,177.42	2,544.35	18,873.48	4,718.37	
10.11 15:15:00			0:15:00	11,414.79	2,853.70	18,004.32	4,501.08	
10.11 15:30:00			0:15:00	12,739.98	3,185.00	16,879.70	4,219.93	
10.11 15:45:00			0:15:00	14,378.01	3,594.50	15,743.12	3,935.78	
10.11 16:00:00			0:15:00	16,059.44	4,014.86	14,387.24	3,596.81	
10.11 16:15:00			0:15:00	17,875.09	4,468.77	12,918.11	3,229.53	
10.11 16:30:00			0:15:00	19,209.76	4,802.44	10,975.48	2,743.87	
10.11 16:45:00			0:15:00	20,787.67	5,196.92	8,574.57	2,143.64	
10.11 17:00:00			0:15:00	25,062.10	6,265.53	6,040.69	1,510.17	
10.11 17:15:00			0:15:00	31,745.43	7,936.36	3,696.41	924.10	
10.11 17:30:00			0:11:24	43,594.55	8,282.97	1,496.58	284.35	
10.11 17:37:12			0:03:36	9:00:00	53,489.07	3,209.34	663.84	39.83
10.18 08:45:00	18-Oct	22-Feb	0:15:00	72,923.86	18,230.96	1,056.01	264.00	
10.18 09:00:00			0:15:00	58,031.69	14,507.92	6,599.51	1,649.88	
10.18 09:15:00			0:15:00	42,927.47	10,731.87	11,654.54	2,913.63	
10.18 09:30:00			0:15:00	31,504.44	7,876.11	14,828.55	3,707.14	
10.18 09:45:00			0:15:00	22,951.83	5,737.96	16,767.69	4,191.92	
10.18 10:00:00			0:15:00	16,415.44	4,103.86	18,064.94	4,516.24	
10.18 10:15:00			0:15:00	11,413.05	2,853.26	19,260.91	4,815.23	
10.18 10:30:00			0:15:00	9,126.40	2,281.60	20,340.12	5,085.03	
10.18 10:45:00			0:15:00	9,074.76	2,268.69	21,433.55	5,358.39	
10.18 11:00:00			0:15:00	8,922.08	2,230.52	22,298.96	5,574.74	
10.18 11:15:00			0:15:00	8,803.33	2,200.83	23,453.26	5,863.32	
10.18 11:30:00			0:15:00	8,566.09	2,141.52	24,398.01	6,099.50	
10.18 11:45:00			0:15:00	8,467.29	2,116.82	24,792.67	6,198.17	
10.18 12:00:00			0:15:00	8,325.35	2,081.34	24,611.81	6,152.95	
10.18 12:15:00			0:15:00	8,331.33	2,082.83	24,894.46	6,223.62	
10.18 12:30:00			0:15:00	8,244.27	2,061.07	24,965.06	6,241.27	
10.18 12:45:00			0:15:00	8,278.20	2,069.55	25,344.50	6,336.13	
10.18 13:00:00			0:15:00	8,234.04	2,058.51	25,528.61	6,382.15	
10.18 13:15:00			0:15:00	8,298.90	2,074.73	25,945.23	6,486.31	
10.18 13:30:00			0:15:00	8,286.43	2,071.61	25,613.18	6,403.30	
10.18 13:45:00			0:15:00	8,394.45	2,098.61	25,158.15	6,289.54	
10.18 14:00:00			0:15:00	8,427.38	2,106.85	24,193.45	6,048.36	
10.18 14:15:00			0:15:00	9,000.41	2,250.10	23,409.86	5,852.46	
10.18 14:30:00			0:15:00	9,895.52	2,473.88	22,418.21	5,604.55	
10.18 14:45:00			0:15:00	10,991.19	2,747.80	21,574.50	5,393.63	
10.18 15:00:00			0:15:00	12,113.06	3,028.27	20,490.80	5,122.70	
10.18 15:15:00			0:15:00	13,529.31	3,382.33	19,454.25	4,863.56	
10.18 15:30:00			0:15:00	15,053.08	3,763.27	18,133.05	4,533.26	
10.18 15:45:00			0:15:00	16,885.44	4,221.36	16,845.78	4,211.44	
10.18 16:00:00			0:15:00	18,765.71	4,691.43	15,242.68	3,810.67	
10.18 16:15:00			0:15:00	20,435.17	5,108.79	13,297.05	3,324.26	
10.18 16:30:00			0:15:00	21,796.53	5,449.13	10,814.82	2,703.70	
10.18 16:45:00			0:15:00	25,347.75	6,336.94	7,937.42	1,984.35	

10.18 17:00:00			0:15:00	31,215.80	7,803.95	5,237.14	1,309.29	
10.18 17:15:00			0:13:12	38,771.53	8,529.74	2,896.11	637.14	
10.18 17:27:00			0:06:00	8:49:12	50,256.92	5,025.69	847.70	84.77
10.25 08:00:00	25-Oct	15-Feb	0:15:00	71,690.72	17,922.68	6,436.60	1,609.15	
10.25 08:15:00			0:15:00	54,264.18	13,566.04	12,439.62	3,109.91	
10.25 08:30:00			0:15:00	38,767.54	9,691.89	15,649.31	3,912.33	
10.25 08:45:00			0:15:00	27,719.47	6,929.87	18,308.92	4,577.23	
10.25 09:00:00			0:15:00	19,548.55	4,887.14	19,938.97	4,984.74	
10.25 09:15:00			0:15:00	13,445.49	3,361.37	21,510.88	5,377.72	
10.25 09:30:00			0:15:00	10,432.38	2,608.09	22,801.15	5,700.29	
10.25 09:45:00			0:15:00	10,376.99	2,594.25	24,026.05	6,006.51	
10.25 10:00:00			0:15:00	10,216.83	2,554.21	25,020.94	6,255.24	
10.25 10:15:00			0:15:00	10,063.91	2,515.98	26,245.09	6,561.27	
10.25 10:30:00			0:15:00	9,759.30	2,439.83	27,181.86	6,795.46	
10.25 10:45:00			0:15:00	9,595.65	2,398.91	27,467.75	6,866.94	
10.25 11:00:00			0:15:00	9,419.28	2,354.82	27,374.45	6,843.61	
10.25 11:15:00			0:15:00	9,409.80	2,352.45	27,655.35	6,913.84	
10.25 11:30:00			0:15:00	9,315.50	2,328.87	27,706.99	6,926.75	
10.25 11:45:00			0:15:00	9,356.16	2,339.04	28,198.20	7,049.55	
10.25 12:00:00			0:15:00	9,306.27	2,326.57	28,412.00	7,103.00	
10.25 12:15:00			0:15:00	9,393.08	2,348.27	28,665.71	7,166.43	
10.25 12:30:00			0:15:00	9,402.81	2,350.70	28,004.61	7,001.15	
10.25 12:45:00			0:15:00	9,551.00	2,387.75	27,263.19	6,815.80	
10.25 13:00:00			0:15:00	9,648.54	2,412.14	26,157.03	6,539.26	
10.25 13:15:00			0:15:00	10,597.78	2,649.44	25,321.05	6,330.26	
10.25 13:30:00			0:15:00	11,578.45	2,894.61	24,236.10	6,059.03	
10.25 13:45:00			0:15:00	12,840.27	3,210.07	23,243.46	5,810.87	
10.25 14:00:00			0:15:00	14,113.57	3,528.39	21,996.35	5,499.09	
10.25 14:15:00			0:15:00	15,773.30	3,943.33	20,779.19	5,194.80	
10.25 14:30:00			0:15:00	17,465.96	4,366.49	19,315.29	4,828.82	
10.25 14:45:00			0:15:00	19,502.39	4,875.60	17,778.55	4,444.64	
10.25 15:00:00			0:15:00	21,323.53	5,330.88	15,776.05	3,944.01	
10.25 15:15:00			0:15:00	22,923.89	5,730.97	13,283.33	3,320.83	
10.25 15:30:00			0:15:00	25,247.96	6,311.99	10,204.36	2,551.09	
10.25 15:45:00			0:15:00	30,683.68	7,670.92	7,126.39	1,781.60	
10.25 16:00:00			0:15:00	38,136.88	9,534.22	4,176.89	1,044.22	
10.25 16:15:00			0:09:00	48,654.32	7,298.15	1,396.79	209.52	
10.25 16:18:00			0:01:48	8:25:48	51,457.88	1,543.74	992.15	29.76
11.01 08:00:00	1-Nov	8-Feb	0:15:00	80,431.93	20,107.98	4,199.59	1,049.90	
11.01 08:15:00			0:15:00	66,768.91	16,692.23	11,231.18	2,807.80	
11.01 08:30:00			0:15:00	48,049.61	12,012.40	15,449.99	3,862.50	
11.01 08:45:00			0:15:00	33,432.35	8,358.09	18,820.34	4,705.09	
11.01 09:00:00			0:15:00	23,158.64	5,789.66	21,587.22	5,396.81	
11.01 09:15:00			0:15:00	15,886.81	3,971.70	23,853.67	5,963.42	
11.01 09:30:00			0:15:00	11,844.13	2,961.03	25,218.52	6,304.63	
11.01 09:45:00			0:15:00	11,805.71	2,951.43	26,573.40	6,643.35	
11.01 10:00:00			0:15:00	11,672.50	2,918.12	27,576.52	6,894.13	
11.01 10:15:00			0:15:00	11,524.81	2,881.20	28,955.10	7,238.77	
11.01 10:30:00			0:15:00	11,205.24	2,801.31	29,857.68	7,464.42	
11.01 10:45:00			0:15:00	11,054.56	2,763.64	30,164.78	7,541.20	
11.01 11:00:00			0:15:00	10,811.57	2,702.89	30,093.43	7,523.36	
11.01 11:15:00			0:15:00	10,766.67	2,691.67	30,438.45	7,609.61	
11.01 11:30:00			0:15:00	10,573.08	2,643.27	30,616.57	7,654.14	
11.01 11:45:00			0:15:00	10,537.16	2,634.29	31,041.92	7,760.48	
11.01 12:00:00			0:15:00	10,414.42	2,603.60	31,233.27	7,808.32	
11.01 12:15:00			0:15:00	10,524.18	2,631.05	31,208.07	7,802.02	

11.01 12:30:00			0:15:00	10,543.64	2,635.91	30,318.46	7,579.61	
11.01 12:45:00			0:15:00	10,729.75	2,682.44	29,339.53	7,334.88	
11.01 13:00:00			0:15:00	11,117.18	2,779.29	28,162.03	7,040.51	
11.01 13:15:00			0:15:00	12,217.59	3,054.40	27,185.60	6,796.40	
11.01 13:30:00			0:15:00	13,324.99	3,331.25	25,963.94	6,490.99	
11.01 13:45:00			0:15:00	14,758.70	3,689.68	24,814.38	6,203.59	
11.01 14:00:00			0:15:00	16,196.90	4,049.23	23,376.43	5,844.11	
11.01 14:15:00			0:15:00	17,987.11	4,496.78	22,014.07	5,503.52	
11.01 14:30:00			0:15:00	19,821.72	4,955.43	20,369.80	5,092.45	
11.01 14:45:00			0:15:00	22,001.09	5,500.27	18,508.50	4,627.13	
11.01 15:00:00			0:15:00	23,719.70	5,929.93	15,990.59	3,997.65	
11.01 15:15:00			0:15:00	25,594.72	6,398.68	12,927.09	3,231.77	
11.01 15:30:00			0:15:00	29,826.50	7,456.63	9,451.21	2,362.80	
11.01 15:45:00			0:15:00	36,502.84	9,125.71	6,136.74	1,534.18	
11.01 16:00:00			0:12:36	45,263.76	9,505.39	2,984.92	626.83	
11.01 16:10:12			0:05:24 8:18:00	53,562.66	4,820.64	1,125.11	101.26	186,397.61
11.08 08:00:00	8-Nov	1-Feb	0:15:00	84,042.53	21,010.63	977.43	244.36	
11.08 08:15:00			0:15:00	74,568.87	18,642.22	7,894.51	1,973.63	
11.08 08:30:00			0:15:00	58,615.70	14,653.92	13,725.64	3,431.41	
11.08 08:45:00			0:15:00	40,379.37	10,094.84	17,993.59	4,498.40	
11.08 09:00:00			0:15:00	27,684.79	6,921.20	21,773.83	5,443.46	
11.08 09:15:00			0:15:00	18,907.90	4,726.98	25,111.25	6,277.81	
11.08 09:30:00			0:15:00	13,473.68	3,368.42	27,364.72	6,841.18	
11.08 09:45:00			0:15:00	13,331.73	3,332.93	29,133.22	7,283.31	
11.08 10:00:00			0:15:00	13,195.02	3,298.76	30,088.69	7,522.17	
11.08 10:15:00			0:15:00	13,064.55	3,266.14	31,509.68	7,877.42	
11.08 10:30:00			0:15:00	12,745.47	3,186.37	32,402.29	8,100.57	
11.08 10:45:00			0:15:00	12,623.48	3,155.87	32,728.60	8,182.15	
11.08 11:00:00			0:15:00	12,385.24	3,096.31	32,701.15	8,175.29	
11.08 11:15:00			0:15:00	12,354.05	3,088.51	33,039.44	8,259.86	
11.08 11:30:00			0:15:00	12,045.71	3,011.43	33,223.05	8,305.76	
11.08 11:45:00			0:15:00	11,888.04	2,972.01	33,724.98	8,431.25	
11.08 12:00:00			0:15:00	11,684.97	2,921.24	33,865.68	8,466.42	
11.08 12:15:00			0:15:00	11,721.39	2,930.35	33,515.43	8,378.86	
11.08 12:30:00			0:15:00	11,715.41	2,928.85	32,422.49	8,105.62	
11.08 12:45:00			0:15:00	11,935.19	2,983.80	31,367.73	7,841.93	
11.08 13:00:00			0:15:00	12,619.49	3,154.87	30,081.96	7,520.49	
11.08 13:15:00			0:15:00	13,828.68	3,457.17	28,944.62	7,236.16	
11.08 13:30:00			0:15:00	15,031.13	3,757.78	27,543.34	6,885.84	
11.08 13:45:00			0:15:00	16,616.76	4,154.19	26,281.77	6,570.44	
11.08 14:00:00			0:15:00	18,181.44	4,545.36	24,768.23	6,192.06	
11.08 14:15:00			0:15:00	20,105.12	5,026.28	23,247.45	5,811.86	
11.08 14:30:00			0:15:00	22,108.62	5,527.15	21,374.92	5,343.73	
11.08 14:45:00			0:15:00	24,331.65	6,082.91	19,077.05	4,769.26	
11.08 15:00:00			0:15:00	25,954.96	6,488.74	16,021.03	4,005.26	
11.08 15:15:00			0:15:00	28,989.27	7,247.32	12,332.10	3,083.03	
11.08 15:30:00			0:15:00	34,365.12	8,591.28	8,674.60	2,168.65	
11.08 15:45:00			0:15:00	42,212.73	10,553.18	5,107.42	1,276.86	
11.08 16:00:00			0:09:00	52,702.99	7,905.45	1,793.45	269.02	
11.08 16:03:00			0:01:48 8:10:48	55,343.89	1,660.32	1,288.52	38.66	194,812.14
11.15 08:00:00	15-Nov	25-Jan	0:12:00	84,643.75	16,928.75	386.93	77.39	
11.15 08:15:00			0:15:00	78,471.84	19,617.96	4,998.40	1,249.60	
11.15 08:30:00			0:15:00	65,809.44	16,452.36	10,457.57	2,614.39	
11.15 08:45:00			0:15:00	48,131.68	12,032.92	15,859.62	3,964.90	
11.15 09:00:00			0:15:00	32,426.49	8,106.62	20,793.65	5,198.41	
11.15 09:15:00			0:15:00	22,385.53	5,596.38	25,046.64	6,261.66	



11.15 09:30:00			0:15:00	15,776.29	3,944.07	28,278.03	7,069.51	
11.15 09:45:00			0:15:00	14,942.81	3,735.70	30,539.24	7,634.81	
11.15 10:00:00			0:15:00	14,768.18	3,692.05	32,117.39	8,029.35	
11.15 10:15:00			0:15:00	14,645.19	3,661.30	33,943.52	8,485.88	
11.15 10:30:00			0:15:00	14,271.74	3,567.93	35,006.76	8,751.69	
11.15 10:45:00			0:15:00	14,179.18	3,544.80	35,456.31	8,864.08	
11.15 11:00:00			0:15:00	13,967.63	3,491.91	35,309.37	8,827.34	
11.15 11:15:00			0:15:00	13,938.44	3,484.61	35,605.49	8,901.37	
11.15 11:30:00			0:15:00	13,503.86	3,375.97	35,685.57	8,921.39	
11.15 11:45:00			0:15:00	13,304.54	3,326.13	36,183.77	9,045.94	
11.15 12:00:00			0:15:00	13,041.34	3,260.34	36,045.81	9,011.45	
11.15 12:15:00			0:15:00	13,077.02	3,269.26	35,605.00	8,901.25	
11.15 12:30:00			0:15:00	13,014.40	3,253.60	34,392.82	8,598.20	
11.15 12:45:00			0:15:00	13,204.50	3,301.13	33,404.66	8,351.17	
11.15 13:00:00			0:15:00	14,087.13	3,521.78	31,905.09	7,976.27	
11.15 13:15:00			0:15:00	15,344.96	3,836.24	30,728.59	7,682.15	
11.15 13:30:00			0:15:00	16,693.60	4,173.40	29,171.89	7,292.97	
11.15 13:45:00			0:15:00	18,338.61	4,584.65	27,811.02	6,952.76	
11.15 14:00:00			0:15:00	19,971.65	4,992.91	26,130.09	6,532.52	
11.15 14:15:00			0:15:00	22,064.46	5,516.12	24,425.20	6,106.30	
11.15 14:30:00			0:15:00	24,202.18	6,050.54	22,226.12	5,556.53	
11.15 14:45:00			0:15:00	26,396.52	6,599.13	19,402.60	4,850.65	
11.15 15:00:00			0:15:00	28,222.40	7,055.60	15,874.09	3,968.52	
11.15 15:15:00			0:15:00	32,455.42	8,113.86	11,838.65	2,959.66	
11.15 15:30:00			0:15:00	38,580.93	9,645.23	7,973.34	1,993.34	
11.15 15:45:00			0:13:48	47,504.51	10,926.04	4,130.49	950.01	
11.15 15:57:36			0:06:36	8:02:24	57,315.71	6,304.73	1,341.90	201,729.08
11.22 07:57:36	22-Nov	18-Jan	0:01:12	84,572.65	1,691.45	458.03	9.16	
11.22 08:00:00			0:09:00	84,328.92	12,649.34	701.76	105.26	
11.22 08:15:00			0:15:00	81,472.98	20,368.24	3,528.02	882.01	
11.22 08:30:00			0:15:00	69,469.68	17,367.42	7,214.95	1,803.74	
11.22 08:45:00			0:15:00	54,398.64	13,599.66	12,784.64	3,196.16	
11.22 09:00:00			0:15:00	37,740.97	9,435.24	18,766.95	4,691.74	
11.22 09:15:00			0:15:00	25,900.08	6,475.02	23,893.08	5,973.27	
11.22 09:30:00			0:15:00	18,911.40	4,727.85	27,955.97	6,988.99	
11.22 09:45:00			0:15:00	16,672.89	4,168.22	31,031.44	7,757.86	
11.22 10:00:00			0:15:00	16,305.17	4,076.29	33,298.39	8,324.60	
11.22 10:15:00			0:15:00	16,190.92	4,047.73	35,462.05	8,865.51	
11.22 10:30:00			0:15:00	15,800.99	3,950.25	36,833.39	9,208.35	
11.22 10:45:00			0:15:00	15,720.16	3,930.04	37,671.11	9,417.78	
11.22 11:00:00			0:15:00	15,478.68	3,869.67	37,817.55	9,454.39	
11.22 11:15:00			0:15:00	15,404.83	3,851.21	38,064.53	9,516.13	
11.22 11:30:00			0:15:00	14,884.69	3,721.17	38,088.23	9,522.06	
11.22 11:45:00			0:15:00	14,627.23	3,656.81	38,521.56	9,630.39	
11.22 12:00:00			0:15:00	14,291.94	3,572.99	38,275.58	9,568.90	
11.22 12:15:00			0:15:00	14,321.38	3,580.35	37,683.34	9,420.83	
11.22 12:30:00			0:15:00	14,217.60	3,554.40	36,241.40	9,060.35	
11.22 12:45:00			0:15:00	14,429.15	3,607.29	35,216.32	8,804.08	
11.22 13:00:00			0:15:00	15,371.65	3,842.91	33,678.33	8,419.58	
11.22 13:15:00			0:15:00	16,686.12	4,171.53	32,372.60	8,093.15	
11.22 13:30:00			0:15:00	18,076.92	4,519.23	30,736.32	7,684.08	
11.22 13:45:00			0:15:00	19,831.94	4,957.99	29,216.54	7,304.14	
11.22 14:00:00			0:15:00	21,537.33	5,384.33	27,395.16	6,848.79	
11.22 14:15:00			0:15:00	23,736.91	5,934.23	25,453.52	6,363.38	
11.22 14:30:00			0:15:00	26,017.83	6,504.46	22,918.90	5,729.72	
11.22 14:45:00			0:15:00	28,125.11	7,031.28	19,628.87	4,907.22	

11.22 15:00:00			0:15:00	30,361.61	7,590.40	15,753.34	3,938.34	
11.22 15:15:00			0:15:00	35,380.47	8,845.12	11,504.10	2,876.03	
11.22 15:30:00			0:15:00	42,232.19	10,558.05	7,381.10	1,845.27	
11.22 15:45:00			0:12:00	51,721.57	10,344.31	3,420.00	684.00	
11.22 15:54:00			0:04:48	7:57:00	58,849.45	4,707.96	1,405.77	207,007.71
11.29 08:04:12	29-Nov	11-Jan	0:05:24	83,800.04	7,542.00	1,230.64	110.76	
11.29 08:15:00			0:12:36	81,764.86	17,170.62	3,140.34	659.47	
11.29 08:30:00			0:15:00	73,221.47	18,305.37	4,235.52	1,058.88	
11.29 08:45:00			0:15:00	59,552.96	14,888.24	9,211.72	2,302.93	
11.29 09:00:00			0:15:00	43,268.99	10,817.25	16,000.82	4,000.21	
11.29 09:15:00			0:15:00	29,870.91	7,467.73	21,826.96	5,456.74	
11.29 09:30:00			0:15:00	21,875.86	5,468.97	26,786.70	6,696.67	
11.29 09:45:00			0:15:00	18,375.28	4,593.82	30,613.83	7,653.46	
11.29 10:00:00			0:15:00	17,866.11	4,466.53	33,598.50	8,399.63	
11.29 10:15:00			0:15:00	17,680.76	4,420.19	36,290.29	9,072.57	
11.29 10:30:00			0:15:00	17,236.45	4,309.11	38,129.14	9,532.29	
11.29 10:45:00			0:15:00	17,131.92	4,282.98	39,188.90	9,797.22	
11.29 11:00:00			0:15:00	16,867.73	4,216.93	39,593.79	9,898.45	
11.29 11:15:00			0:15:00	16,702.58	4,175.65	40,019.38	10,004.85	
11.29 11:30:00			0:15:00	16,107.09	4,026.77	39,972.98	9,993.25	
11.29 11:45:00			0:15:00	15,818.95	3,954.74	40,365.65	10,091.41	
11.29 12:00:00			0:15:00	15,480.17	3,870.04	40,236.17	10,059.04	
11.29 12:15:00			0:15:00	15,425.79	3,856.45	39,461.07	9,865.27	
11.29 12:30:00			0:15:00	15,284.59	3,821.15	37,975.72	9,493.93	
11.29 12:45:00			0:15:00	15,545.04	3,886.26	36,731.36	9,182.84	
11.29 13:00:00			0:15:00	16,468.83	4,117.21	35,187.13	8,796.78	
11.29 13:15:00			0:15:00	17,761.34	4,440.33	33,843.73	8,460.93	
11.29 13:30:00			0:15:00	19,237.45	4,809.36	32,119.39	8,029.85	
11.29 13:45:00			0:15:00	20,981.01	5,245.25	30,469.14	7,617.28	
11.29 14:00:00			0:15:00	22,791.92	5,697.98	28,482.10	7,120.53	
11.29 14:15:00			0:15:00	25,042.15	6,260.54	26,349.12	6,587.28	
11.29 14:30:00			0:15:00	27,365.47	6,841.37	23,554.05	5,888.51	
11.29 14:45:00			0:15:00	29,457.78	7,364.45	19,969.65	4,992.41	
11.29 15:00:00			0:15:00	32,161.80	8,040.45	15,789.02	3,947.25	
11.29 15:15:00			0:15:00	37,523.43	9,380.86	11,399.83	2,849.96	
11.29 15:30:00			0:15:00	44,663.54	11,165.88	7,163.56	1,790.89	
11.29 15:45:00			0:10:48	54,869.89	9,876.58	2,889.12	520.04	
11.29 15:51:36			0:03:00	7:46:48	60,299.88	3,014.99	1,424.98	210,002.82
12.06 08:10:12	6-Dec	4-Jan	0:02:24	83,241.48	3,329.66	1,789.21	71.57	
12.06 08:15:00			0:10:12	82,064.47	13,950.96	2,583.02	439.11	
12.06 08:30:00			0:15:00	75,483.93	18,870.98	2,765.39	691.35	
12.06 08:45:00			0:15:00	63,631.06	15,907.77	5,886.27	1,471.57	
12.06 09:00:00			0:15:00	48,207.52	12,051.88	13,147.12	3,286.78	
12.06 09:15:00			0:15:00	34,073.74	8,518.44	19,532.83	4,883.21	
12.06 09:30:00			0:15:00	25,311.57	6,327.89	25,012.46	6,253.11	
12.06 09:45:00			0:15:00	20,135.30	5,033.83	29,541.10	7,385.28	
12.06 10:00:00			0:15:00	19,228.72	4,807.18	33,268.95	8,317.24	
12.06 10:15:00			0:15:00	18,992.97	4,748.24	36,373.62	9,093.40	
12.06 10:30:00			0:15:00	18,420.94	4,605.23	38,706.42	9,676.61	
12.06 10:45:00			0:15:00	18,305.43	4,576.36	40,046.58	10,011.64	
12.06 11:00:00			0:15:00	17,980.12	4,495.03	40,726.63	10,181.66	
12.06 11:15:00			0:15:00	17,793.52	4,448.38	41,421.91	10,355.48	
12.06 11:30:00			0:15:00	17,158.86	4,289.72	41,548.39	10,387.10	
12.06 11:45:00			0:15:00	16,760.46	4,190.11	41,941.56	10,485.39	
12.06 12:00:00			0:15:00	16,319.89	4,079.97	41,670.13	10,417.53	
12.06 12:15:00			0:15:00	16,263.76	4,065.94	40,834.41	10,208.60	

12.06 12:30:00			0:15:00	16,095.37	4,023.84	39,373.00	9,843.25	
12.06 12:45:00			0:15:00	16,309.91	4,077.48	38,030.85	9,507.71	
12.06 13:00:00			0:15:00	17,236.20	4,309.05	36,430.25	9,107.56	
12.06 13:15:00			0:15:00	18,500.27	4,625.07	35,069.13	8,767.28	
12.06 13:30:00			0:15:00	19,926.99	4,981.75	33,265.21	8,316.30	
12.06 13:45:00			0:15:00	21,750.63	5,437.66	31,511.68	7,877.92	
12.06 14:00:00			0:15:00	23,607.69	5,901.92	29,422.86	7,355.71	
12.06 14:15:00			0:15:00	25,855.42	6,463.86	27,170.63	6,792.66	
12.06 14:30:00			0:15:00	28,170.26	7,042.57	24,113.61	6,028.40	
12.06 14:45:00			0:15:00	30,336.42	7,584.10	20,400.49	5,100.12	
12.06 15:00:00			0:15:00	33,267.70	8,316.93	16,063.19	4,015.80	
12.06 15:15:00			0:15:00	38,752.82	9,688.21	11,601.40	2,900.35	
12.06 15:30:00			0:15:00	46,028.89	11,507.22	7,227.67	1,806.92	
12.06 15:45:00			0:10:12	56,368.46	9,582.64	2,775.12	471.77	
12.06 15:51:00			0:03:00	7:40:48	61,294.02	3,064.70	1,458.66	211,581.31
12.13 08:15:36	13-Dec	27-Dec	0:07:12	82,812.89	9,937.55	2,078.34	249.40	
12.13 08:30:00			0:15:00	76,322.40	19,080.60	2,532.63	633.16	
12.13 08:45:00			0:15:00	67,495.87	16,873.97	3,441.45	860.36	
12.13 09:00:00			0:15:00	52,708.97	13,177.24	10,343.82	2,585.95	
12.13 09:15:00			0:15:00	38,139.37	9,534.84	17,254.16	4,313.54	
12.13 09:30:00			0:15:00	28,259.57	7,064.89	23,199.55	5,799.89	
12.13 09:45:00			0:15:00	22,370.06	5,592.52	28,104.40	7,026.10	
12.13 10:00:00			0:15:00	20,309.18	5,077.30	32,463.16	8,115.79	
12.13 10:15:00			0:15:00	20,025.53	5,006.38	35,941.78	8,985.45	
12.13 10:30:00			0:15:00	19,277.12	4,819.28	38,711.41	9,677.85	
12.13 10:45:00			0:15:00	19,126.94	4,781.74	40,347.19	10,086.80	
12.13 11:00:00			0:15:00	18,790.65	4,697.66	41,318.88	10,329.72	
12.13 11:15:00			0:15:00	18,571.62	4,642.90	42,082.51	10,520.63	
12.13 11:30:00			0:15:00	17,879.34	4,469.83	42,423.79	10,605.95	
12.13 11:45:00			0:15:00	17,443.01	4,360.75	42,881.81	10,720.45	
12.13 12:00:00			0:15:00	16,918.87	4,229.72	42,678.74	10,669.69	
12.13 12:15:00			0:15:00	16,837.54	4,209.39	41,953.53	10,488.38	
12.13 12:30:00			0:15:00	16,620.26	4,155.06	40,468.43	10,117.11	
12.13 12:45:00			0:15:00	16,748.48	4,187.12	39,029.98	9,757.50	
12.13 13:00:00			0:15:00	17,575.48	4,393.87	37,401.69	9,350.42	
12.13 13:15:00			0:15:00	18,855.76	4,713.94	36,011.88	9,002.97	
12.13 13:30:00			0:15:00	20,269.27	5,067.32	34,160.81	8,540.20	
12.13 13:45:00			0:15:00	22,045.75	5,511.44	32,355.89	8,088.97	
12.13 14:00:00			0:15:00	23,851.67	5,962.92	30,217.42	7,554.36	
12.13 14:15:00			0:15:00	26,175.24	6,543.81	27,905.82	6,976.46	
12.13 14:30:00			0:15:00	28,496.07	7,124.02	24,735.55	6,183.89	
12.13 14:45:00			0:15:00	30,715.36	7,678.84	20,993.98	5,248.50	
12.13 15:00:00			0:15:00	33,502.20	8,375.55	16,682.37	4,170.59	
12.13 15:15:00			0:15:00	38,914.98	9,728.74	12,165.45	3,041.36	
12.13 15:30:00			0:15:00	45,993.71	11,498.43	7,718.13	1,929.53	
12.13 15:45:00			0:10:48	56,149.68	10,106.94	3,146.33	566.34	
12.13 15:52:11			0:03:36	7:36:36	62,148.96	3,728.94	1,444.69	212,283.97
12.20 08:19:48	20-Dec	No Mirror	0:04:48	82,214.40	6,577.15	2,017.22	161.38	
12.20 08:30:00			0:12:36	77,566.51	16,288.97	2,420.87	508.38	
12.20 08:45:00			0:15:00	70,423.91	17,605.98	2,397.42	599.35	
12.20 09:00:00			0:15:00	56,546.34	14,136.58	7,987.31	1,996.83	
12.20 09:15:00			0:15:00	41,729.51	10,432.38	15,315.77	3,828.94	
12.20 09:30:00			0:15:00	30,549.47	7,637.37	21,640.36	5,410.09	
12.20 09:45:00			0:15:00	24,125.59	6,031.40	26,796.43	6,699.11	
12.20 10:00:00			0:15:00	20,906.91	5,226.73	31,467.77	7,866.94	
12.20 10:15:00			0:15:00	20,484.56	5,121.14	35,239.27	8,809.82	

12.20 10:30:00	0:15:00		19,760.60	4,940.15	38,282.32	9,570.58	
12.20 10:45:00	0:15:00		19,462.23	4,865.56	40,206.24	10,051.56	
12.20 11:00:00	0:15:00		19,165.86	4,791.46	41,413.93	10,353.48	
12.20 11:15:00	0:15:00		18,932.10	4,733.03	42,260.88	10,565.22	
12.20 11:30:00	0:15:00		18,275.25	4,568.81	42,676.25	10,669.06	
12.20 11:45:00	0:15:00		17,780.54	4,445.14	43,206.63	10,801.66	
12.20 12:00:00	0:15:00		17,208.26	4,302.06	43,107.59	10,776.90	
12.20 12:15:00	0:15:00		17,083.02	4,270.76	42,527.07	10,631.77	
12.20 12:30:00	0:15:00		16,854.01	4,213.50	41,010.78	10,252.70	
12.20 12:45:00	0:15:00		16,918.12	4,229.53	39,648.67	9,912.17	
12.20 13:00:00	0:15:00		17,632.86	4,408.21	38,000.91	9,500.23	
12.20 13:15:00	0:15:00		18,816.60	4,704.15	36,595.15	9,148.79	
12.20 13:30:00	0:15:00		20,155.51	5,038.88	34,778.50	8,694.62	
12.20 13:45:00	0:15:00		21,936.98	5,484.25	32,961.60	8,240.40	
12.20 14:00:00	0:15:00		23,722.44	5,930.61	30,850.08	7,712.52	
12.20 14:15:00	0:15:00		25,935.75	6,483.94	28,569.91	7,142.48	
12.20 14:30:00	0:15:00		28,255.33	7,063.83	25,482.71	6,370.68	
12.20 14:45:00	0:15:00		30,605.85	7,651.46	21,796.53	5,449.13	
12.20 15:00:00	0:15:00		33,061.39	8,265.35	17,525.59	4,381.40	
12.20 15:15:00	0:15:00		38,114.17	9,528.54	13,043.09	3,260.77	
12.20 15:30:00	0:15:00		44,798.50	11,199.63	8,561.59	2,140.40	
12.20 15:45:00	0:12:36		54,603.71	11,466.78	3,887.76	816.43	
12.20 15:54:36	0:04:48	7:34:48	62,219.56	4,977.56	1,490.34	119.23	212,442.99
224:18:00				2,745,133.36	12,548,935.85	3,131,191.92	
8:18:27		Average Duration					



# SCH CUM MAY2020 1450 OWENS E AND D FOR D 39 FT EXIST UPPER ONLY - Ballpark

DayNum	Date+Time	Duration	ExSF	ExSFHr	NewSF	NewSFHr	SunnySF	SunnySFHr
172	06.21 06:46:48	0:06:36	60,448.56	6,649.34	0.00	0.00	24,582.12	2,704.03
172	06.21 07:00:00	0:13:48	36,348.42	8,360.14	0.00	0.00	48,682.26	11,196.92
172	06.21 07:15:00	0:15:00	18,616.52	4,654.13	0.00	0.00	66,414.16	16,603.54
172	06.21 07:30:00	0:15:00	9,073.51	2,268.38	0.00	0.00	75,957.17	18,989.29
172	06.21 07:45:00	0:15:00	1,604.35	401.09	0.00	0.00	83,426.33	20,856.58
172	06.21 08:00:00	0:15:00	0.00	0.00	0.00	0.00	85,030.68	21,257.67
172	06.21 08:15:00	0:15:00	0.00	0.00	0.00	0.00	85,030.68	21,257.67
172	06.21 08:30:00	0:15:00	0.00	0.00	0.00	0.00	85,030.68	21,257.67
172	06.21 08:45:00	0:15:00	0.00	0.00	0.00	0.00	85,030.68	21,257.67
172	06.21 09:00:00	0:15:00	0.00	0.00	0.00	0.00	85,030.68	21,257.67
172	06.21 09:15:00	0:15:00	0.00	0.00	0.00	0.00	85,030.68	21,257.67
172	06.21 09:30:00	0:15:00	0.00	0.00	0.00	0.00	85,030.68	21,257.67
172	06.21 09:45:00	0:15:00	0.00	0.00	330.05	82.51	84,700.63	21,175.16
172	06.21 10:00:00	0:15:00	0.00	0.00	905.08	226.27	84,125.60	21,031.40
172	06.21 10:15:00	0:15:00	0.00	0.00	1,535.49	383.87	83,495.19	20,873.80
172	06.21 10:30:00	0:15:00	0.00	0.00	2,069.36	517.34	82,961.32	20,740.33
172	06.21 10:45:00	0:15:00	0.00	0.00	2,641.40	660.35	82,389.28	20,597.32
172	06.21 11:00:00	0:15:00	0.00	0.00	3,049.78	762.45	81,980.90	20,495.23
172	06.21 11:15:00	0:15:00	0.00	0.00	3,539.74	884.94	81,490.94	20,372.73
172	06.21 11:30:00	0:15:00	0.00	0.00	3,820.65	955.16	81,210.03	20,302.51
172	06.21 11:45:00	0:15:00	0.00	0.00	4,244.25	1,061.06	80,786.43	20,196.61
172	06.21 12:00:00	0:15:00	1.25	0.31	4,386.95	1,096.74	80,642.49	20,160.62
172	06.21 12:15:00	0:15:00	22.95	5.74	4,754.42	1,188.60	80,253.31	20,063.33
172	06.21 12:30:00	0:15:00	10.73	2.68	4,655.88	1,163.97	80,364.08	20,091.02
172	06.21 12:45:00	0:15:00	33.93	8.48	4,807.06	1,201.76	80,189.70	20,047.42
172	06.21 13:00:00	0:15:00	10.23	2.56	4,643.15	1,160.79	80,377.30	20,094.33
172	06.21 13:15:00	0:15:00	19.96	4.99	4,778.37	1,194.59	80,232.36	20,058.09
172	06.21 13:30:00	0:15:00	0.50	0.13	4,506.19	1,126.55	80,523.99	20,131.00
172	06.21 13:45:00	0:15:00	0.25	0.06	4,542.62	1,135.65	80,487.82	20,121.95
172	06.21 14:00:00	0:15:00	0.00	0.00	4,147.70	1,036.93	80,882.98	20,220.74
172	06.21 14:15:00	0:15:00	0.00	0.00	4,044.17	1,011.04	80,986.51	20,246.63
172	06.21 14:30:00	0:15:00	0.00	0.00	3,560.70	890.18	81,469.98	20,367.50
172	06.21 14:45:00	0:15:00	0.00	0.00	3,282.54	820.64	81,748.14	20,437.04
172	06.21 15:00:00	0:15:00	0.00	0.00	2,691.54	672.89	82,339.14	20,584.79
172	06.21 15:15:00	0:15:00	1.00	0.25	2,224.28	556.07	82,805.40	20,701.35
172	06.21 15:30:00	0:15:00	95.05	23.76	1,507.30	376.83	83,428.33	20,857.08
172	06.21 15:45:00	0:15:00	408.38	102.10	844.46	211.12	83,777.84	20,944.46
172	06.21 16:00:00	0:15:00	901.84	225.46	13.72	3.43	84,115.12	21,028.78
172	06.21 16:15:00	0:15:00	1,545.47	386.37	0.00	0.00	83,485.21	20,871.30
172	06.21 16:30:00	0:15:00	2,246.49	561.62	0.00	0.00	82,784.20	20,696.05
172	06.21 16:45:00	0:15:00	3,040.30	760.08	0.00	0.00	81,990.38	20,497.60
172	06.21 17:00:00	0:15:00	3,943.39	985.85	0.00	0.00	81,087.29	20,271.82
172	06.21 17:15:00	0:15:00	4,969.71	1,242.43	0.00	0.00	80,060.97	20,015.24
172	06.21 17:30:00	0:15:00	6,166.92	1,541.73	0.00	0.00	78,863.76	19,715.94
172	06.21 17:45:00	0:15:00	7,574.44	1,893.61	0.00	0.00	77,456.24	19,364.06
172	06.21 18:00:00	0:15:00	8,938.55	2,234.64	0.00	0.00	76,092.14	19,023.03
172	06.21 18:15:00	0:15:00	10,304.65	2,576.16	0.00	0.00	74,726.03	18,681.51
172	06.21 18:30:00	0:15:00	11,869.33	2,967.33	0.00	0.00	73,161.35	18,290.34
172	06.21 18:45:00	0:15:00	13,974.86	3,493.72	0.00	0.00	71,055.82	17,763.95
172	06.21 19:00:00	0:15:00	18,070.18	4,517.55	0.00	0.00	66,960.50	16,740.13
172	06.21 19:15:00	0:18:00	24,842.57	7,452.77	0.00	0.00	60,188.11	18,056.43
172	06.21 19:36:00	0:10:48	37,265.22	6,707.74	0.00	0.00	47,765.46	8,597.78
179	06.28 06:48:35	0:06:00	59,803.93	5,980.39	0.00	0.00	25,226.75	2,522.68
179	06.28 07:00:00	0:13:12	39,510.96	8,692.41	0.00	0.00	45,519.72	10,014.34
179	06.28 07:15:00	0:15:00	20,120.83	5,030.21	0.00	0.00	64,909.85	16,227.46
179	06.28 07:30:00	0:15:00	10,245.02	2,561.26	0.00	0.00	74,785.66	18,696.41
179	06.28 07:45:00	0:15:00	2,412.38	603.10	0.00	0.00	82,618.30	20,654.57
179	06.28 08:00:00	0:15:00	0.00	0.00	0.00	0.00	85,030.68	21,257.67
179	06.28 08:15:00	0:15:00	0.00	0.00	0.00	0.00	85,030.68	21,257.67



## SCH CUM MAY2020 1450 OWENS E AND D FOR D 39 FT EXIST UPPER ONLY - Ballpark

DayNum	Date+Time	Duration	ExSF	ExSFHr	NewSF	NewSFHr	SunnySF	SunnySFHr
179	06.28 08:30:00	0:15:00	0.00	0.00	0.00	0.00	85,030.68	21,257.67
179	06.28 08:45:00	0:15:00	0.00	0.00	0.00	0.00	85,030.68	21,257.67
179	06.28 09:00:00	0:15:00	0.00	0.00	0.00	0.00	85,030.68	21,257.67
179	06.28 09:15:00	0:15:00	0.00	0.00	0.00	0.00	85,030.68	21,257.67
179	06.28 09:30:00	0:15:00	0.00	0.00	0.00	0.00	85,030.68	21,257.67
179	06.28 09:45:00	0:15:00	0.00	0.00	332.79	83.20	84,697.89	21,174.47
179	06.28 10:00:00	0:15:00	0.00	0.00	914.56	228.64	84,116.12	21,029.03
179	06.28 10:15:00	0:15:00	0.00	0.00	1,550.71	387.68	83,479.97	20,869.99
179	06.28 10:30:00	0:15:00	0.00	0.00	2,092.81	523.20	82,937.87	20,734.47
179	06.28 10:45:00	0:15:00	0.00	0.00	2,673.33	668.33	82,357.35	20,589.34
179	06.28 11:00:00	0:15:00	0.00	0.00	3,087.20	771.80	81,943.48	20,485.87
179	06.28 11:15:00	0:15:00	0.00	0.00	3,579.66	894.92	81,451.02	20,362.76
179	06.28 11:30:00	0:15:00	0.00	0.00	3,868.55	967.14	81,162.14	20,290.53
179	06.28 11:45:00	0:15:00	1.50	0.37	4,293.65	1,073.41	80,735.54	20,183.89
179	06.28 12:00:00	0:15:00	4.24	1.06	4,445.82	1,111.46	80,580.62	20,145.16
179	06.28 12:15:00	0:15:00	31.18	7.80	4,805.56	1,201.39	80,193.94	20,048.49
179	06.28 12:30:00	0:15:00	18.71	4.68	4,726.98	1,181.74	80,285.00	20,071.25
179	06.28 12:45:00	0:15:00	47.40	11.85	4,877.91	1,219.48	80,105.38	20,026.34
179	06.28 13:00:00	0:15:00	18.46	4.62	4,716.75	1,179.19	80,295.47	20,073.87
179	06.28 13:15:00	0:15:00	31.68	7.92	4,835.50	1,208.87	80,163.50	20,040.88
179	06.28 13:30:00	0:15:00	2.99	0.75	4,622.20	1,155.55	80,405.49	20,101.37
179	06.28 13:45:00	0:15:00	2.99	0.75	4,642.66	1,160.66	80,385.03	20,096.26
179	06.28 14:00:00	0:15:00	0.00	0.00	4,257.47	1,064.37	80,773.21	20,193.30
179	06.28 14:15:00	0:15:00	0.00	0.00	4,163.17	1,040.79	80,867.51	20,216.88
179	06.28 14:30:00	0:15:00	0.00	0.00	3,685.68	921.42	81,345.00	20,336.25
179	06.28 14:45:00	0:15:00	0.00	0.00	3,421.99	855.50	81,608.69	20,402.17
179	06.28 15:00:00	0:15:00	0.00	0.00	2,834.99	708.75	82,195.69	20,548.92
179	06.28 15:15:00	0:15:00	0.25	0.06	2,376.96	594.24	82,653.47	20,663.37
179	06.28 15:30:00	0:15:00	82.82	20.71	1,665.22	416.31	83,282.64	20,820.66
179	06.28 15:45:00	0:15:00	386.93	96.73	1,011.85	252.96	83,631.90	20,907.97
179	06.28 16:00:00	0:15:00	863.42	215.86	163.65	40.91	84,003.61	21,000.90
179	06.28 16:15:00	0:15:00	1,496.33	374.08	0.00	0.00	83,534.36	20,883.59
179	06.28 16:30:00	0:15:00	2,193.85	548.46	0.00	0.00	82,836.83	20,709.21
179	06.28 16:45:00	0:15:00	2,985.42	746.36	0.00	0.00	82,045.26	20,511.32
179	06.28 17:00:00	0:15:00	3,865.80	966.45	0.00	0.00	81,164.88	20,291.22
179	06.28 17:15:00	0:15:00	4,893.37	1,223.34	0.00	0.00	80,137.31	20,034.33
179	06.28 17:30:00	0:15:00	6,087.84	1,521.96	0.00	0.00	78,942.84	19,735.71
179	06.28 17:45:00	0:15:00	7,478.14	1,869.54	0.00	0.00	77,552.54	19,388.14
179	06.28 18:00:00	0:15:00	8,862.21	2,215.55	0.00	0.00	76,168.48	19,042.12
179	06.28 18:15:00	0:15:00	10,205.36	2,551.34	0.00	0.00	74,825.32	18,706.33
179	06.28 18:30:00	0:15:00	11,734.87	2,933.72	0.00	0.00	73,295.82	18,323.95
179	06.28 18:45:00	0:15:00	13,805.72	3,451.43	0.00	0.00	71,224.96	17,806.24
179	06.28 19:00:00	0:15:00	17,787.03	4,446.76	0.00	0.00	67,243.65	16,810.91
179	06.28 19:15:00	0:18:00	24,419.47	7,325.84	0.00	0.00	60,611.22	18,183.37
179	06.28 19:36:36	0:10:48	37,307.88	6,715.42	0.00	0.00	47,722.80	8,590.10
186	07.05 06:52:12	0:03:36	57,357.87	3,441.47	0.00	0.00	27,672.82	1,660.37
186	07.05 07:00:00	0:11:24	43,049.46	8,179.40	0.00	0.00	41,981.22	7,976.43
186	07.05 07:15:00	0:15:00	22,553.42	5,638.36	0.00	0.00	62,477.26	15,619.32
186	07.05 07:30:00	0:15:00	12,059.68	3,014.92	0.00	0.00	72,971.01	18,242.75
186	07.05 07:45:00	0:15:00	3,700.65	925.16	0.00	0.00	81,330.03	20,332.51
186	07.05 08:00:00	0:15:00	30.69	7.67	0.00	0.00	85,000.00	21,250.00
186	07.05 08:15:00	0:15:00	0.00	0.00	0.00	0.00	85,030.68	21,257.67
186	07.05 08:30:00	0:15:00	0.00	0.00	0.00	0.00	85,030.68	21,257.67
186	07.05 08:45:00	0:15:00	0.00	0.00	0.00	0.00	85,030.68	21,257.67
186	07.05 09:00:00	0:15:00	0.00	0.00	0.00	0.00	85,030.68	21,257.67
186	07.05 09:15:00	0:15:00	0.00	0.00	0.00	0.00	85,030.68	21,257.67
186	07.05 09:30:00	0:15:00	0.00	0.00	0.00	0.00	85,030.68	21,257.67
186	07.05 09:45:00	0:15:00	0.00	0.00	476.99	119.25	84,553.69	21,138.42
186	07.05 10:00:00	0:15:00	0.00	0.00	1,081.96	270.49	83,948.73	20,987.18



# SCH CUM MAY2020 1450 OWENS E AND D FOR D 39 FT EXIST UPPER ONLY - Ballpark

DayNum	Date+Time	Duration	ExSF	ExSFHr	NewSF	NewSFHr	SunnySF	SunnySFHr
186	07.05 10:15:00	0:15:00	0.00	0.00	1,739.56	434.89	83,291.12	20,822.78
186	07.05 10:30:00	0:15:00	0.00	0.00	2,290.89	572.72	82,739.79	20,684.95
186	07.05 10:45:00	0:15:00	0.00	0.00	2,877.40	719.35	82,153.28	20,538.32
186	07.05 11:00:00	0:15:00	0.00	0.00	3,299.50	824.88	81,731.18	20,432.80
186	07.05 11:15:00	0:15:00	0.00	0.00	3,800.19	950.05	81,230.49	20,307.62
186	07.05 11:30:00	0:15:00	0.25	0.06	4,096.06	1,024.02	80,934.37	20,233.59
186	07.05 11:45:00	0:15:00	21.46	5.36	4,507.44	1,126.86	80,501.79	20,125.45
186	07.05 12:00:00	0:15:00	28.69	7.17	4,663.36	1,165.84	80,338.63	20,084.66
186	07.05 12:15:00	0:15:00	78.58	19.65	5,010.13	1,252.53	79,941.97	19,985.49
186	07.05 12:30:00	0:15:00	59.37	14.84	4,951.00	1,237.75	80,020.31	20,005.08
186	07.05 12:45:00	0:15:00	105.53	26.38	5,075.49	1,268.87	79,849.67	19,962.42
186	07.05 13:00:00	0:15:00	58.88	14.72	4,938.28	1,234.57	80,033.53	20,008.38
186	07.05 13:15:00	0:15:00	82.33	20.58	5,081.23	1,270.31	79,867.13	19,966.78
186	07.05 13:30:00	0:15:00	27.19	6.80	4,854.95	1,213.74	80,148.54	20,037.13
186	07.05 13:45:00	0:15:00	28.69	7.17	4,902.35	1,225.59	80,099.64	20,024.91
186	07.05 14:00:00	0:15:00	0.00	0.00	4,560.83	1,140.21	80,469.85	20,117.46
186	07.05 14:15:00	0:15:00	0.00	0.00	4,467.03	1,116.76	80,563.65	20,140.91
186	07.05 14:30:00	0:15:00	0.00	0.00	3,999.52	999.88	81,031.16	20,257.79
186	07.05 14:45:00	0:15:00	0.00	0.00	3,745.06	936.27	81,285.62	20,321.41
186	07.05 15:00:00	0:15:00	0.00	0.00	3,170.28	792.57	81,860.40	20,465.10
186	07.05 15:15:00	0:15:00	0.00	0.00	2,725.72	681.43	82,304.96	20,576.24
186	07.05 15:30:00	0:15:00	79.33	19.83	2,016.22	504.06	82,935.13	20,733.78
186	07.05 15:45:00	0:15:00	377.70	94.43	1,367.60	341.90	83,285.38	20,821.35
186	07.05 16:00:00	0:15:00	860.68	215.17	499.69	124.92	83,670.32	20,917.58
186	07.05 16:15:00	0:15:00	1,493.33	373.33	0.00	0.00	83,537.35	20,884.34
186	07.05 16:30:00	0:15:00	2,199.09	549.77	0.00	0.00	82,831.60	20,707.90
186	07.05 16:45:00	0:15:00	2,990.66	747.66	0.00	0.00	82,040.02	20,510.01
186	07.05 17:00:00	0:15:00	3,880.77	970.19	0.00	0.00	81,149.91	20,287.48
186	07.05 17:15:00	0:15:00	4,912.33	1,228.08	0.00	0.00	80,118.35	20,029.59
186	07.05 17:30:00	0:15:00	6,105.55	1,526.39	0.00	0.00	78,925.13	19,731.28
186	07.05 17:45:00	0:15:00	7,502.34	1,875.59	0.00	0.00	77,528.34	19,382.09
186	07.05 18:00:00	0:15:00	8,888.90	2,222.23	0.00	0.00	76,141.78	19,035.45
186	07.05 18:15:00	0:15:00	10,224.07	2,556.02	0.00	0.00	74,806.61	18,701.65
186	07.05 18:30:00	0:15:00	11,776.03	2,944.01	0.00	0.00	73,254.65	18,313.66
186	07.05 18:45:00	0:15:00	13,848.88	3,462.22	0.00	0.00	71,181.80	17,795.45
186	07.05 19:00:00	0:15:00	17,911.77	4,477.94	0.00	0.00	67,118.92	16,779.73
186	07.05 19:15:00	0:18:00	24,668.69	7,400.61	0.00	0.00	60,362.00	18,108.60
186	07.05 19:36:00	0:10:48	37,208.59	6,697.55	0.00	0.00	47,822.09	8,607.98
193	07.12 06:56:24	0:01:48	53,741.53	1,612.25	0.00	0.00	31,289.15	938.67
193	07.12 07:00:00	0:09:00	47,764.46	7,164.67	0.00	0.00	37,266.22	5,589.93
193	07.12 07:15:00	0:15:00	26,120.36	6,530.09	0.00	0.00	58,910.32	14,727.58
193	07.12 07:30:00	0:15:00	14,648.44	3,662.11	0.00	0.00	70,382.25	17,595.56
193	07.12 07:45:00	0:15:00	5,473.64	1,368.41	0.00	0.00	79,557.04	19,889.26
193	07.12 08:00:00	0:15:00	204.82	51.20	0.00	0.00	84,825.87	21,206.47
193	07.12 08:15:00	0:15:00	0.00	0.00	0.00	0.00	85,030.68	21,257.67
193	07.12 08:30:00	0:15:00	0.00	0.00	0.00	0.00	85,030.68	21,257.67
193	07.12 08:45:00	0:15:00	0.00	0.00	0.00	0.00	85,030.68	21,257.67
193	07.12 09:00:00	0:15:00	0.00	0.00	0.00	0.00	85,030.68	21,257.67
193	07.12 09:15:00	0:15:00	0.00	0.00	0.00	0.00	85,030.68	21,257.67
193	07.12 09:30:00	0:15:00	0.00	0.00	134.22	33.55	84,896.47	21,224.12
193	07.12 09:45:00	0:15:00	0.00	0.00	776.35	194.09	84,254.33	21,063.58
193	07.12 10:00:00	0:15:00	0.00	0.00	1,416.25	354.06	83,614.44	20,903.61
193	07.12 10:15:00	0:15:00	0.00	0.00	2,107.28	526.82	82,923.40	20,730.85
193	07.12 10:30:00	0:15:00	0.00	0.00	2,663.60	665.90	82,367.08	20,591.77
193	07.12 10:45:00	0:15:00	0.00	0.00	3,261.83	815.46	81,768.85	20,442.21
193	07.12 11:00:00	0:15:00	0.00	0.00	3,689.43	922.36	81,341.26	20,335.31
193	07.12 11:15:00	0:15:00	11.98	2.99	4,189.62	1,047.40	80,829.09	20,207.27
193	07.12 11:30:00	0:15:00	36.42	9.11	4,465.53	1,116.38	80,528.73	20,132.18
193	07.12 11:45:00	0:15:00	107.27	26.82	4,837.24	1,209.31	80,086.17	20,021.54





## SCH CUM MAY2020 1450 OWENS E AND D FOR D 39 FT EXIST UPPER ONLY - Ballpark

DayNum	Date+Time	Duration	ExSF	ExSFHr	NewSF	NewSFHr	SunnySF	SunnySFHr
193	07.12 12:00:00	0:15:00	121.24	30.31	4,992.16	1,248.04	79,917.28	19,979.32
193	07.12 12:15:00	0:15:00	193.84	48.46	5,335.93	1,333.98	79,500.91	19,875.23
193	07.12 12:30:00	0:15:00	171.14	42.78	5,281.80	1,320.45	79,577.75	19,894.44
193	07.12 12:45:00	0:15:00	222.78	55.69	5,402.79	1,350.70	79,405.11	19,851.28
193	07.12 13:00:00	0:15:00	170.64	42.66	5,273.57	1,318.39	79,586.48	19,896.62
193	07.12 13:15:00	0:15:00	198.33	49.58	5,397.06	1,349.26	79,435.30	19,858.82
193	07.12 13:30:00	0:15:00	121.74	30.44	5,220.43	1,305.11	79,688.51	19,922.13
193	07.12 13:45:00	0:15:00	123.49	30.87	5,278.56	1,319.64	79,628.64	19,907.16
193	07.12 14:00:00	0:15:00	37.42	9.36	4,993.41	1,248.35	79,999.85	19,999.96
193	07.12 14:15:00	0:15:00	22.95	5.74	4,940.52	1,235.13	80,067.21	20,016.80
193	07.12 14:30:00	0:15:00	0.00	0.00	4,496.47	1,124.12	80,534.22	20,133.55
193	07.12 14:45:00	0:15:00	0.00	0.00	4,259.22	1,064.80	80,771.46	20,192.87
193	07.12 15:00:00	0:15:00	0.00	0.00	3,696.16	924.04	81,334.52	20,333.63
193	07.12 15:15:00	0:15:00	0.00	0.00	3,270.07	817.52	81,760.62	20,440.15
193	07.12 15:30:00	0:15:00	82.08	20.52	2,563.31	640.83	82,385.29	20,596.32
193	07.12 15:45:00	0:15:00	396.16	99.04	1,914.44	478.61	82,720.08	20,680.02
193	07.12 16:00:00	0:15:00	894.60	223.65	1,016.35	254.09	83,119.73	20,779.93
193	07.12 16:15:00	0:15:00	1,542.73	385.68	211.05	52.76	83,276.90	20,819.23
193	07.12 16:30:00	0:15:00	2,260.96	565.24	0.00	0.00	82,769.73	20,692.43
193	07.12 16:45:00	0:15:00	3,063.75	765.94	0.00	0.00	81,966.93	20,491.73
193	07.12 17:00:00	0:15:00	3,965.09	991.27	0.00	0.00	81,065.59	20,266.40
193	07.12 17:15:00	0:15:00	5,017.86	1,254.47	0.00	0.00	80,012.82	20,003.21
193	07.12 17:30:00	0:15:00	6,226.80	1,556.70	0.00	0.00	78,803.89	19,700.97
193	07.12 17:45:00	0:15:00	7,653.02	1,913.26	0.00	0.00	77,377.66	19,344.42
193	07.12 18:00:00	0:15:00	9,035.84	2,258.96	0.00	0.00	75,994.84	18,998.71
193	07.12 18:15:00	0:15:00	10,373.25	2,593.31	0.00	0.00	74,657.43	18,664.36
193	07.12 18:30:00	0:15:00	11,938.93	2,984.73	0.00	0.00	73,091.75	18,272.94
193	07.12 18:45:00	0:15:00	14,090.37	3,522.59	0.00	0.00	70,940.31	17,735.08
193	07.12 19:00:00	0:15:00	18,648.45	4,662.11	0.00	0.00	66,382.23	16,595.56
193	07.12 19:15:00	0:16:48	25,770.10	7,215.63	0.00	0.00	59,260.58	16,592.96
193	07.12 19:33:36	0:09:00	37,046.69	5,557.00	0.00	0.00	47,983.99	7,197.60
200	07.19 07:01:11	0:07:48	50,327.03	6,542.51	0.00	0.00	34,703.66	4,511.48
200	07.19 07:16:11	0:14:24	29,555.32	7,093.28	0.00	0.00	55,475.36	13,314.09
200	07.19 07:30:00	0:14:24	18,003.32	4,320.80	0.00	0.00	67,027.36	16,086.57
200	07.19 07:45:00	0:15:00	7,639.05	1,909.76	0.00	0.00	77,391.63	19,347.91
200	07.19 08:00:00	0:15:00	717.73	179.43	0.00	0.00	84,312.95	21,078.24
200	07.19 08:15:00	0:15:00	0.00	0.00	0.00	0.00	85,030.68	21,257.67
200	07.19 08:30:00	0:15:00	0.00	0.00	0.00	0.00	85,030.68	21,257.67
200	07.19 08:45:00	0:15:00	0.00	0.00	0.00	0.00	85,030.68	21,257.67
200	07.19 09:00:00	0:15:00	0.00	0.00	0.00	0.00	85,030.68	21,257.67
200	07.19 09:15:00	0:15:00	0.00	0.00	0.00	0.00	85,030.68	21,257.67
200	07.19 09:30:00	0:15:00	0.00	0.00	528.38	132.10	84,502.30	21,125.58
200	07.19 09:45:00	0:15:00	0.00	0.00	1,260.83	315.21	83,769.86	20,942.46
200	07.19 10:00:00	0:15:00	0.00	0.00	1,950.36	487.59	83,080.32	20,770.08
200	07.19 10:15:00	0:15:00	0.00	0.00	2,657.12	664.28	82,373.57	20,593.39
200	07.19 10:30:00	0:15:00	0.00	0.00	3,224.16	806.04	81,806.52	20,451.63
200	07.19 10:45:00	0:15:00	2.99	0.75	3,827.88	956.97	81,199.81	20,299.95
200	07.19 11:00:00	0:15:00	38.67	9.67	4,227.29	1,056.82	80,764.73	20,191.18
200	07.19 11:15:00	0:15:00	138.71	34.68	4,649.14	1,162.29	80,242.84	20,060.71
200	07.19 11:30:00	0:15:00	189.60	47.40	4,905.60	1,226.40	79,935.49	19,983.87
200	07.19 11:45:00	0:15:00	277.91	69.48	5,266.83	1,316.71	79,485.94	19,871.49
200	07.19 12:00:00	0:15:00	291.38	72.85	5,433.23	1,358.31	79,306.07	19,826.52
200	07.19 12:15:00	0:15:00	361.23	90.31	5,777.75	1,444.44	78,891.70	19,722.93
200	07.19 12:30:00	0:15:00	338.78	84.70	5,729.35	1,432.34	78,962.55	19,740.64
200	07.19 12:45:00	0:15:00	387.43	96.86	5,840.61	1,460.15	78,802.64	19,700.66
200	07.19 13:00:00	0:15:00	337.29	84.32	5,732.34	1,433.09	78,961.05	19,740.26
200	07.19 13:15:00	0:15:00	364.48	91.12	5,869.05	1,467.26	78,797.15	19,699.29
200	07.19 13:30:00	0:15:00	287.89	71.97	5,712.89	1,428.22	79,029.91	19,757.48
200	07.19 13:45:00	0:15:00	290.38	72.60	5,755.55	1,438.89	78,984.75	19,746.19



## SCH CUM MAY2020 1450 OWENS E AND D FOR D 39 FT EXIST UPPER ONLY - Ballpark

DayNum	Date+Time	Duration	ExSF	ExSFHr	NewSF	NewSFHr	SunnySF	SunnySFHr
200	07.19 14:00:00	0:15:00	189.85	47.46	5,513.81	1,378.45	79,327.03	19,831.76
200	07.19 14:15:00	0:15:00	161.91	40.48	5,476.89	1,369.22	79,391.89	19,847.97
200	07.19 14:30:00	0:15:00	49.40	12.35	5,147.83	1,286.96	79,833.45	19,958.36
200	07.19 14:45:00	0:15:00	14.97	3.74	4,952.25	1,238.06	80,063.47	20,015.87
200	07.19 15:00:00	0:15:00	0.00	0.00	4,413.39	1,103.35	80,617.29	20,154.32
200	07.19 15:15:00	0:15:00	1.00	0.25	4,008.25	1,002.06	81,021.43	20,255.36
200	07.19 15:30:00	0:15:00	105.78	26.44	3,313.22	828.31	81,611.68	20,402.92
200	07.19 15:45:00	0:15:00	455.78	113.95	2,638.16	659.54	81,936.74	20,484.19
200	07.19 16:00:00	0:15:00	982.92	245.73	1,713.87	428.47	82,333.90	20,583.48
200	07.19 16:15:00	0:15:00	1,664.22	416.06	870.90	217.73	82,495.56	20,623.89
200	07.19 16:30:00	0:15:00	2,381.95	595.49	0.00	0.00	82,648.73	20,662.18
200	07.19 16:45:00	0:15:00	3,218.18	804.54	0.00	0.00	81,812.51	20,453.13
200	07.19 17:00:00	0:15:00	4,146.96	1,036.74	0.00	0.00	80,883.73	20,220.93
200	07.19 17:15:00	0:15:00	5,238.39	1,309.60	0.00	0.00	79,792.29	19,948.07
200	07.19 17:30:00	0:15:00	6,495.23	1,623.81	0.00	0.00	78,535.46	19,633.86
200	07.19 17:45:00	0:15:00	7,932.43	1,983.11	0.00	0.00	77,098.25	19,274.56
200	07.19 18:00:00	0:15:00	9,274.83	2,318.71	0.00	0.00	75,755.85	18,938.96
200	07.19 18:15:00	0:15:00	10,637.69	2,659.42	0.00	0.00	74,392.99	18,598.25
200	07.19 18:30:00	0:15:00	12,264.99	3,066.25	0.00	0.00	72,765.69	18,191.42
200	07.19 18:45:00	0:15:00	14,610.77	3,652.69	0.00	0.00	70,419.92	17,604.98
200	07.19 19:00:00	0:15:00	20,061.96	5,015.49	0.00	0.00	64,968.73	16,242.18
200	07.19 19:15:00	0:15:00	27,702.75	6,925.69	0.00	0.00	57,327.93	14,331.98
200	07.19 19:30:00	0:07:48	37,037.96	4,814.93	0.00	0.00	47,992.73	6,239.05
207	07.26 07:07:12	0:03:36	47,957.55	2,877.45	0.00	0.00	37,073.13	2,224.39
207	07.26 07:15:00	0:11:24	37,217.58	7,071.34	0.00	0.00	47,813.11	9,084.49
207	07.26 07:30:00	0:15:00	22,112.11	5,528.03	0.00	0.00	62,918.57	15,729.64
207	07.26 07:45:00	0:15:00	10,300.16	2,575.04	0.00	0.00	74,730.52	18,682.63
207	07.26 08:00:00	0:15:00	2,135.97	533.99	0.00	0.00	82,894.71	20,723.68
207	07.26 08:15:00	0:15:00	0.00	0.00	0.00	0.00	85,030.68	21,257.67
207	07.26 08:30:00	0:15:00	0.00	0.00	0.00	0.00	85,030.68	21,257.67
207	07.26 08:45:00	0:15:00	0.00	0.00	0.00	0.00	85,030.68	21,257.67
207	07.26 09:00:00	0:15:00	0.00	0.00	0.00	0.00	85,030.68	21,257.67
207	07.26 09:15:00	0:15:00	0.00	0.00	407.89	101.97	84,622.80	21,155.70
207	07.26 09:30:00	0:15:00	0.00	0.00	1,137.84	284.46	83,892.84	20,973.21
207	07.26 09:45:00	0:15:00	0.00	0.00	1,958.60	489.65	83,072.09	20,768.02
207	07.26 10:00:00	0:15:00	0.00	0.00	2,669.34	667.34	82,361.34	20,590.34
207	07.26 10:15:00	0:15:00	0.00	0.00	3,390.56	847.64	81,640.12	20,410.03
207	07.26 10:30:00	0:15:00	35.92	8.98	3,927.67	981.92	81,067.09	20,266.77
207	07.26 10:45:00	0:15:00	163.90	40.98	4,420.88	1,105.22	80,445.90	20,111.48
207	07.26 11:00:00	0:15:00	252.96	63.24	4,778.12	1,194.53	79,999.60	19,999.90
207	07.26 11:15:00	0:15:00	369.72	92.43	5,189.25	1,297.31	79,471.72	19,867.93
207	07.26 11:30:00	0:15:00	416.12	104.03	5,453.93	1,363.48	79,160.63	19,790.16
207	07.26 11:45:00	0:15:00	502.68	125.67	5,826.89	1,456.72	78,701.10	19,675.28
207	07.26 12:00:00	0:15:00	512.16	128.04	6,016.99	1,504.25	78,501.53	19,625.38
207	07.26 12:15:00	0:15:00	576.53	144.13	6,377.48	1,594.37	78,076.68	19,519.17
207	07.26 12:30:00	0:15:00	552.58	138.15	6,313.11	1,578.28	78,164.99	19,541.25
207	07.26 12:45:00	0:15:00	599.73	149.93	6,421.63	1,605.41	78,009.32	19,502.33
207	07.26 13:00:00	0:15:00	549.59	137.40	6,328.83	1,582.21	78,152.27	19,538.07
207	07.26 13:15:00	0:15:00	575.53	143.88	6,463.04	1,615.76	77,992.11	19,498.03
207	07.26 13:30:00	0:15:00	501.19	125.30	6,321.10	1,580.27	78,208.40	19,552.10
207	07.26 13:45:00	0:15:00	504.43	126.11	6,379.97	1,594.99	78,146.28	19,536.57
207	07.26 14:00:00	0:15:00	406.39	101.60	6,159.44	1,539.86	78,464.86	19,616.21
207	07.26 14:15:00	0:15:00	379.45	94.86	6,135.24	1,533.81	78,516.00	19,629.00
207	07.26 14:30:00	0:15:00	257.45	64.36	5,823.65	1,455.91	78,949.58	19,737.39
207	07.26 14:45:00	0:15:00	194.84	48.71	5,678.46	1,419.62	79,157.39	19,789.35
207	07.26 15:00:00	0:15:00	57.88	14.47	5,279.80	1,319.95	79,693.00	19,923.25
207	07.26 15:15:00	0:15:00	12.22	3.06	4,941.77	1,235.44	80,076.69	20,019.17
207	07.26 15:30:00	0:15:00	153.43	38.36	4,248.24	1,062.06	80,629.02	20,157.25
207	07.26 15:45:00	0:15:00	554.82	138.71	3,550.97	887.74	80,924.89	20,231.22



## SCH CUM MAY2020 1450 OWENS E AND D FOR D 39 FT EXIST UPPER ONLY - Ballpark

DayNum	Date+Time	Duration	ExSF	ExSFHr	NewSF	NewSFHr	SunnySF	SunnySFHr
207	07.26 16:00:00	0:15:00	1,130.10	282.53	2,608.22	652.06	81,292.36	20,323.09
207	07.26 16:15:00	0:15:00	1,824.63	456.16	1,729.08	432.27	81,476.97	20,369.24
207	07.26 16:30:00	0:15:00	2,587.26	646.82	715.73	178.93	81,727.69	20,431.92
207	07.26 16:45:00	0:15:00	3,441.95	860.49	1.00	0.25	81,587.73	20,396.93
207	07.26 17:00:00	0:15:00	4,415.64	1,103.91	0.00	0.00	80,615.05	20,153.76
207	07.26 17:15:00	0:15:00	5,539.50	1,384.88	0.00	0.00	79,491.18	19,872.80
207	07.26 17:30:00	0:15:00	6,892.88	1,723.22	0.00	0.00	78,137.80	19,534.45
207	07.26 17:45:00	0:15:00	8,322.35	2,080.59	0.00	0.00	76,708.33	19,177.08
207	07.26 18:00:00	0:15:00	9,663.01	2,415.75	0.00	0.00	75,367.67	18,841.92
207	07.26 18:15:00	0:15:00	11,019.38	2,754.85	0.00	0.00	74,011.30	18,502.83
207	07.26 18:30:00	0:15:00	12,813.83	3,203.46	0.00	0.00	72,216.86	18,054.21
207	07.26 18:45:00	0:15:00	16,033.25	4,008.31	0.00	0.00	68,997.43	17,249.36
207	07.26 19:00:00	0:15:00	22,263.54	5,565.88	0.00	0.00	62,767.14	15,691.79
207	07.26 19:15:00	0:12:36	30,376.58	6,379.08	0.00	0.00	54,654.10	11,477.36
207	07.26 19:25:12	0:05:24	37,010.76	3,330.97	0.00	0.00	48,019.92	4,321.79
214	08.02 07:12:36	0:01:12	48,037.88	960.76	0.00	0.00	36,992.80	739.86
214	08.02 07:15:00	0:09:00	44,834.42	6,725.16	0.00	0.00	40,196.26	6,029.44
214	08.02 07:30:00	0:15:00	27,431.83	6,857.96	0.00	0.00	57,598.85	14,399.71
214	08.02 07:45:00	0:15:00	13,345.70	3,336.43	0.00	0.00	71,684.98	17,921.25
214	08.02 08:00:00	0:15:00	4,110.03	1,027.51	0.00	0.00	80,920.65	20,230.16
214	08.02 08:15:00	0:15:00	14.22	3.56	0.00	0.00	85,016.46	21,254.12
214	08.02 08:30:00	0:15:00	0.00	0.00	0.00	0.00	85,030.68	21,257.67
214	08.02 08:45:00	0:15:00	0.00	0.00	0.00	0.00	85,030.68	21,257.67
214	08.02 09:00:00	0:15:00	0.00	0.00	329.30	82.33	84,701.38	21,175.35
214	08.02 09:15:00	0:15:00	0.00	0.00	1,151.81	287.95	83,878.87	20,969.72
214	08.02 09:30:00	0:15:00	0.00	0.00	2,005.25	501.31	83,025.43	20,756.36
214	08.02 09:45:00	0:15:00	0.00	0.00	2,858.94	714.73	82,171.74	20,542.94
214	08.02 10:00:00	0:15:00	30.44	7.61	3,552.22	888.05	81,448.03	20,362.01
214	08.02 10:15:00	0:15:00	187.85	46.96	4,130.74	1,032.69	80,712.09	20,178.02
214	08.02 10:30:00	0:15:00	313.34	78.33	4,589.52	1,147.38	80,127.83	20,031.96
214	08.02 10:45:00	0:15:00	455.53	113.88	5,082.22	1,270.56	79,492.93	19,873.23
214	08.02 11:00:00	0:15:00	541.10	135.28	5,439.96	1,359.99	79,049.62	19,762.40
214	08.02 11:15:00	0:15:00	655.86	163.97	5,868.31	1,467.08	78,506.52	19,626.63
214	08.02 11:30:00	0:15:00	696.77	174.19	6,139.73	1,534.93	78,194.18	19,548.55
214	08.02 11:45:00	0:15:00	776.60	194.15	6,533.40	1,633.35	77,720.68	19,430.17
214	08.02 12:00:00	0:15:00	782.34	195.59	6,745.94	1,686.49	77,502.40	19,375.60
214	08.02 12:15:00	0:15:00	841.47	210.37	7,119.15	1,779.79	77,070.06	19,267.52
214	08.02 12:30:00	0:15:00	814.77	203.69	7,033.34	1,758.33	77,182.57	19,295.64
214	08.02 12:45:00	0:15:00	856.18	214.05	7,146.35	1,786.59	77,028.15	19,257.04
214	08.02 13:00:00	0:15:00	812.28	203.07	7,066.02	1,766.50	77,152.39	19,288.10
214	08.02 13:15:00	0:15:00	832.73	208.18	7,206.72	1,801.68	76,991.23	19,247.81
214	08.02 13:30:00	0:15:00	762.88	190.72	7,077.74	1,769.44	77,190.06	19,297.52
214	08.02 13:45:00	0:15:00	761.88	190.47	7,167.05	1,791.76	77,101.75	19,275.44
214	08.02 14:00:00	0:15:00	669.08	167.27	6,946.02	1,736.51	77,415.58	19,353.90
214	08.02 14:15:00	0:15:00	642.89	160.72	6,936.04	1,734.01	77,451.75	19,362.94
214	08.02 14:30:00	0:15:00	527.63	131.91	6,643.91	1,660.98	77,859.14	19,464.79
214	08.02 14:45:00	0:15:00	464.02	116.00	6,524.41	1,631.10	78,042.25	19,510.56
214	08.02 15:00:00	0:15:00	322.07	80.52	6,147.96	1,536.99	78,560.65	19,640.16
214	08.02 15:15:00	0:15:00	240.99	60.25	5,883.02	1,470.76	78,906.67	19,726.67
214	08.02 15:30:00	0:15:00	294.38	73.59	5,286.79	1,321.70	79,449.52	19,862.38
214	08.02 15:45:00	0:15:00	698.02	174.51	4,615.21	1,153.80	79,717.45	19,929.36
214	08.02 16:00:00	0:15:00	1,332.42	333.11	3,667.22	916.81	80,031.03	20,007.76
214	08.02 16:15:00	0:15:00	2,053.65	513.41	2,777.36	694.34	80,199.68	20,049.92
214	08.02 16:30:00	0:15:00	2,858.69	714.67	1,696.65	424.16	80,475.34	20,118.84
214	08.02 16:45:00	0:15:00	3,772.50	943.13	693.03	173.26	80,565.15	20,141.29
214	08.02 17:00:00	0:15:00	4,806.81	1,201.70	0.00	0.00	80,223.88	20,055.97
214	08.02 17:15:00	0:15:00	6,005.52	1,501.38	0.00	0.00	79,025.17	19,756.29
214	08.02 17:30:00	0:15:00	7,428.00	1,857.00	0.00	0.00	77,602.68	19,400.67
214	08.02 17:45:00	0:15:00	8,849.73	2,212.43	0.00	0.00	76,180.95	19,045.24



## SCH CUM MAY2020 1450 OWENS E AND D FOR D 39 FT EXIST UPPER ONLY - Ballpark

DayNum	Date+Time	Duration	ExSF	ExSFHr	NewSF	NewSFHr	SunnySF	SunnySFHr
214	08.02 18:00:00	0:15:00	10,158.21	2,539.55	0.00	0.00	74,872.47	18,718.12
214	08.02 18:15:00	0:15:00	11,561.23	2,890.31	0.00	0.00	73,469.45	18,367.36
214	08.02 18:30:00	0:15:00	13,639.08	3,409.77	0.00	0.00	71,391.61	17,847.90
214	08.02 18:45:00	0:15:00	18,377.53	4,594.38	0.00	0.00	66,653.15	16,663.29
214	08.02 19:00:00	0:15:00	25,655.59	6,413.90	0.00	0.00	59,375.09	14,843.77
214	08.02 19:15:00	0:09:00	34,310.74	5,146.61	0.00	0.00	50,719.94	7,607.99
214	08.02 19:18:36	0:01:48	36,783.75	1,103.51	0.00	0.00	48,246.94	1,447.41
221	08.09 07:19:12	0:05:24	49,609.30	4,464.84	0.00	0.00	35,421.38	3,187.93
221	08.09 07:30:00	0:12:36	33,774.88	7,092.72	0.00	0.00	51,255.81	10,763.72
221	08.09 07:45:00	0:15:00	16,937.58	4,234.40	0.00	0.00	68,093.10	17,023.28
221	08.09 08:00:00	0:15:00	6,459.80	1,614.95	0.00	0.00	78,570.88	19,642.72
221	08.09 08:15:00	0:15:00	265.44	66.36	0.00	0.00	84,765.24	21,191.31
221	08.09 08:30:00	0:15:00	0.00	0.00	0.00	0.00	85,030.68	21,257.67
221	08.09 08:45:00	0:15:00	0.00	0.00	307.35	76.84	84,723.33	21,180.83
221	08.09 09:00:00	0:15:00	0.00	0.00	1,189.98	297.49	83,840.71	20,960.18
221	08.09 09:15:00	0:15:00	0.00	0.00	2,177.63	544.41	82,853.05	20,713.26
221	08.09 09:30:00	0:15:00	20.71	5.18	3,040.80	760.20	81,969.17	20,492.29
221	08.09 09:45:00	0:15:00	213.30	53.32	3,736.33	934.08	81,081.06	20,270.26
221	08.09 10:00:00	0:15:00	379.20	94.80	4,315.10	1,078.78	80,336.39	20,084.10
221	08.09 10:15:00	0:15:00	551.33	137.83	4,901.61	1,225.40	79,577.75	19,894.44
221	08.09 10:30:00	0:15:00	670.08	167.52	5,369.61	1,342.40	78,990.99	19,747.75
221	08.09 10:45:00	0:15:00	807.54	201.88	5,877.04	1,469.26	78,346.11	19,586.53
221	08.09 11:00:00	0:15:00	886.62	221.66	6,240.52	1,560.13	77,903.55	19,475.89
221	08.09 11:15:00	0:15:00	998.88	249.72	6,680.08	1,670.02	77,351.72	19,337.93
221	08.09 11:30:00	0:15:00	1,031.31	257.83	6,968.22	1,742.06	77,031.15	19,257.79
221	08.09 11:45:00	0:15:00	1,103.66	275.92	7,376.61	1,844.15	76,550.42	19,137.60
221	08.09 12:00:00	0:15:00	1,100.92	275.23	7,614.10	1,903.53	76,315.66	19,078.92
221	08.09 12:15:00	0:15:00	1,154.05	288.51	7,979.33	1,994.83	75,897.30	18,974.33
221	08.09 12:30:00	0:15:00	1,125.61	281.40	7,892.26	1,973.07	76,012.81	19,003.20
221	08.09 12:45:00	0:15:00	1,163.28	290.82	8,010.51	2,002.63	75,856.89	18,964.22
221	08.09 13:00:00	0:15:00	1,117.88	279.47	7,973.84	1,993.46	75,938.96	18,984.74
221	08.09 13:15:00	0:15:00	1,139.33	284.83	8,105.06	2,026.27	75,786.29	18,946.57
221	08.09 13:30:00	0:15:00	1,068.98	267.25	7,999.54	1,999.88	75,962.16	18,990.54
221	08.09 13:45:00	0:15:00	1,068.48	267.12	8,070.14	2,017.53	75,892.06	18,973.02
221	08.09 14:00:00	0:15:00	978.43	244.61	7,891.52	1,972.88	76,160.74	19,040.19
221	08.09 14:15:00	0:15:00	953.48	238.37	7,899.50	1,974.88	76,177.71	19,044.43
221	08.09 14:30:00	0:15:00	839.97	209.99	7,627.33	1,906.83	76,563.39	19,140.85
221	08.09 14:45:00	0:15:00	784.84	196.21	7,526.54	1,881.64	76,719.31	19,179.83
221	08.09 15:00:00	0:15:00	644.88	161.22	7,179.53	1,794.88	77,206.27	19,301.57
221	08.09 15:15:00	0:15:00	598.98	149.75	6,867.19	1,716.80	77,564.51	19,391.13
221	08.09 15:30:00	0:15:00	749.66	187.42	6,216.07	1,554.02	78,064.95	19,516.24
221	08.09 15:45:00	0:15:00	1,167.77	291.94	5,629.56	1,407.39	78,233.35	19,558.34
221	08.09 16:00:00	0:15:00	1,647.01	411.75	4,848.97	1,212.24	78,534.71	19,633.68
221	08.09 16:15:00	0:15:00	2,367.98	592.00	3,988.54	997.14	78,674.16	19,668.54
221	08.09 16:30:00	0:15:00	3,213.19	803.30	2,885.13	721.28	78,932.36	19,733.09
221	08.09 16:45:00	0:15:00	4,177.64	1,044.41	1,806.17	451.54	79,046.87	19,761.72
221	08.09 17:00:00	0:15:00	5,288.04	1,322.01	629.17	157.29	79,113.48	19,778.37
221	08.09 17:15:00	0:15:00	6,602.50	1,650.63	0.00	0.00	78,428.18	19,607.05
221	08.09 17:30:00	0:15:00	8,063.65	2,015.91	0.00	0.00	76,967.03	19,241.76
221	08.09 17:45:00	0:15:00	9,448.21	2,362.05	0.00	0.00	75,582.47	18,895.62
221	08.09 18:00:00	0:15:00	10,726.00	2,681.50	0.00	0.00	74,304.68	18,576.17
221	08.09 18:15:00	0:15:00	12,299.92	3,074.98	0.00	0.00	72,730.77	18,182.69
221	08.09 18:30:00	0:15:00	15,390.86	3,847.72	0.00	0.00	69,639.82	17,409.96
221	08.09 18:45:00	0:20:24	22,024.30	7,488.26	0.00	0.00	63,006.39	21,422.17
221	08.09 19:10:48	0:12:36	37,104.57	7,791.96	0.00	0.00	47,926.12	10,064.48
228	08.16 07:25:12	0:02:24	49,339.37	1,973.58	0.00	0.00	35,691.31	1,427.65
228	08.16 07:30:00	0:10:12	41,366.03	7,032.23	0.00	0.00	43,664.65	7,422.99
228	08.16 07:45:00	0:15:00	21,496.17	5,374.04	0.00	0.00	63,534.52	15,883.63
228	08.16 08:00:00	0:15:00	8,960.50	2,240.13	0.00	0.00	76,070.18	19,017.55



## SCH CUM MAY2020 1450 OWENS E AND D FOR D 39 FT EXIST UPPER ONLY - Ballpark

DayNum	Date+Time	Duration	ExSF	ExSFHr	NewSF	NewSFHr	SunnySF	SunnySFHr
228	08.16 08:15:00	0:15:00	1,437.70	359.43	0.00	0.00	83,592.98	20,898.25
228	08.16 08:30:00	0:15:00	0.00	0.00	239.99	60.00	84,790.69	21,197.67
228	08.16 08:45:00	0:15:00	0.00	0.00	1,268.06	317.02	83,762.62	20,940.66
228	08.16 09:00:00	0:15:00	7.98	2.00	2,313.59	578.40	82,709.11	20,677.28
228	08.16 09:15:00	0:15:00	237.25	59.31	3,153.06	788.27	81,640.37	20,410.09
228	08.16 09:30:00	0:15:00	447.80	111.95	3,882.52	970.63	80,700.36	20,175.09
228	08.16 09:45:00	0:15:00	657.61	164.40	4,598.00	1,149.50	79,775.08	19,943.77
228	08.16 10:00:00	0:15:00	813.53	203.38	5,197.73	1,299.43	79,019.43	19,754.86
228	08.16 10:15:00	0:15:00	979.42	244.86	5,807.68	1,451.92	78,243.57	19,560.89
228	08.16 10:30:00	0:15:00	1,087.69	271.92	6,286.67	1,571.67	77,656.32	19,414.08
228	08.16 10:45:00	0:15:00	1,219.41	304.85	6,807.31	1,701.83	77,003.95	19,250.99
228	08.16 11:00:00	0:15:00	1,292.01	323.00	7,179.28	1,794.82	76,559.40	19,139.85
228	08.16 11:15:00	0:15:00	1,397.54	349.38	7,626.58	1,906.64	76,006.57	19,001.64
228	08.16 11:30:00	0:15:00	1,419.49	354.87	7,921.95	1,980.49	75,689.24	18,922.31
228	08.16 11:45:00	0:15:00	1,483.60	370.90	8,370.25	2,092.56	75,176.83	18,794.21
228	08.16 12:00:00	0:15:00	1,471.63	367.91	8,643.92	2,160.98	74,915.13	18,728.78
228	08.16 12:15:00	0:15:00	1,525.02	381.25	8,975.22	2,243.80	74,530.45	18,632.61
228	08.16 12:30:00	0:15:00	1,487.10	371.77	8,892.89	2,223.22	74,650.69	18,662.67
228	08.16 12:45:00	0:15:00	1,526.01	381.50	9,022.12	2,255.53	74,482.55	18,620.64
228	08.16 13:00:00	0:15:00	1,471.13	367.78	8,999.92	2,249.98	74,559.64	18,639.91
228	08.16 13:15:00	0:15:00	1,494.33	373.58	9,164.07	2,291.02	74,372.28	18,593.07
228	08.16 13:30:00	0:15:00	1,425.23	356.31	9,113.92	2,278.48	74,491.53	18,622.88
228	08.16 13:45:00	0:15:00	1,423.73	355.93	9,178.04	2,294.51	74,428.91	18,607.23
228	08.16 14:00:00	0:15:00	1,337.41	334.35	9,003.91	2,250.98	74,689.36	18,672.34
228	08.16 14:15:00	0:15:00	1,313.96	328.49	9,023.12	2,255.78	74,693.60	18,673.40
228	08.16 14:30:00	0:15:00	1,206.19	301.55	8,794.35	2,198.59	75,030.14	18,757.54
228	08.16 14:45:00	0:15:00	1,155.30	288.83	8,726.00	2,181.50	75,149.39	18,787.35
228	08.16 15:00:00	0:15:00	1,023.58	255.90	8,330.09	2,082.52	75,677.02	18,919.25
228	08.16 15:15:00	0:15:00	1,069.73	267.43	7,936.17	1,984.04	76,024.78	19,006.20
228	08.16 15:30:00	0:15:00	1,336.92	334.23	7,247.13	1,811.78	76,446.64	19,111.66
228	08.16 15:45:00	0:15:00	1,832.36	458.09	6,645.41	1,661.35	76,552.91	19,138.23
228	08.16 16:00:00	0:15:00	2,365.48	591.37	5,871.80	1,467.95	76,793.40	19,198.35
228	08.16 16:15:00	0:15:00	2,971.95	742.99	5,150.08	1,287.52	76,908.66	19,227.16
228	08.16 16:30:00	0:15:00	3,663.23	915.81	4,229.78	1,057.45	77,137.67	19,284.42
228	08.16 16:45:00	0:15:00	4,690.05	1,172.51	3,142.59	785.65	77,198.04	19,299.51
228	08.16 17:00:00	0:15:00	5,900.24	1,475.06	1,861.05	465.26	77,269.39	19,317.35
228	08.16 17:15:00	0:15:00	7,349.42	1,837.35	656.11	164.03	77,025.16	19,256.29
228	08.16 17:30:00	0:15:00	8,801.84	2,200.46	0.00	0.00	76,228.85	19,057.21
228	08.16 17:45:00	0:15:00	10,110.31	2,527.58	0.00	0.00	74,920.37	18,730.09
228	08.16 18:00:00	0:15:00	11,392.59	2,848.15	0.00	0.00	73,638.09	18,409.52
228	08.16 18:15:00	0:15:00	13,362.41	3,340.60	0.00	0.00	71,668.27	17,917.07
228	08.16 18:30:00	0:15:00	18,617.27	4,654.32	0.00	0.00	66,413.41	16,603.35
228	08.16 18:45:00	0:16:12	28,250.34	7,627.59	0.00	0.00	56,780.34	15,330.69
228	08.16 19:02:23	0:08:24	40,440.24	5,661.63	0.00	0.00	44,590.44	6,242.66
235	08.23 07:31:48	0:06:36	47,863.50	5,264.99	0.00	0.00	37,167.18	4,088.39
235	08.23 07:45:00	0:13:48	26,843.58	6,174.02	0.00	0.00	58,187.11	13,383.04
235	08.23 08:00:00	0:15:00	11,786.26	2,946.56	0.00	0.00	73,244.43	18,311.11
235	08.23 08:15:00	0:15:00	3,236.14	809.03	283.15	70.79	81,511.40	20,377.85
235	08.23 08:30:00	0:15:00	0.00	0.00	1,234.88	308.72	83,795.80	20,948.95
235	08.23 08:45:00	0:15:00	261.20	65.30	2,222.54	555.63	82,546.95	20,636.74
235	08.23 09:00:00	0:15:00	530.63	132.66	3,167.28	791.82	81,332.77	20,333.19
235	08.23 09:15:00	0:15:00	787.33	196.83	4,066.88	1,016.72	80,176.48	20,044.12
235	08.23 09:30:00	0:15:00	987.66	246.91	4,850.21	1,212.55	79,192.81	19,798.20
235	08.23 09:45:00	0:15:00	1,184.99	296.25	5,607.36	1,401.84	78,238.34	19,559.58
235	08.23 10:00:00	0:15:00	1,343.90	335.98	6,227.79	1,556.95	77,458.99	19,364.75
235	08.23 10:15:00	0:15:00	1,494.08	373.52	6,841.24	1,710.31	76,695.36	19,173.84
235	08.23 10:30:00	0:15:00	1,601.35	400.34	7,313.99	1,828.50	76,115.34	19,028.83
235	08.23 10:45:00	0:15:00	1,740.56	435.14	7,829.65	1,957.41	75,460.48	18,865.12
235	08.23 11:00:00	0:15:00	1,809.66	452.42	8,196.37	2,049.09	75,024.65	18,756.16



## SCH CUM MAY2020 1450 OWENS E AND D FOR D 39 FT EXIST UPPER ONLY - Ballpark

DayNum	Date+Time	Duration	ExSF	ExSFHr	NewSF	NewSFHr	SunnySF	SunnySFHr
235	08.23 11:15:00	0:15:00	1,921.92	480.48	8,638.93	2,159.73	74,469.83	18,617.46
235	08.23 11:30:00	0:15:00	1,930.91	482.73	8,951.52	2,237.88	74,148.26	18,537.07
235	08.23 11:45:00	0:15:00	1,996.02	499.00	9,459.94	2,364.99	73,574.73	18,393.68
235	08.23 12:00:00	0:15:00	1,970.82	492.71	9,745.58	2,436.40	73,314.28	18,328.57
235	08.23 12:15:00	0:15:00	2,017.72	504.43	10,050.19	2,512.55	72,962.77	18,240.69
235	08.23 12:30:00	0:15:00	1,977.81	494.45	9,945.91	2,486.48	73,106.97	18,276.74
235	08.23 12:45:00	0:15:00	2,012.73	503.18	10,127.02	2,531.76	72,890.93	18,222.73
235	08.23 13:00:00	0:15:00	1,957.60	489.40	10,119.54	2,529.89	72,953.54	18,238.39
235	08.23 13:15:00	0:15:00	1,974.31	493.58	10,291.68	2,572.92	72,764.69	18,191.17
235	08.23 13:30:00	0:15:00	1,897.23	474.31	10,274.46	2,568.62	72,858.99	18,214.75
235	08.23 13:45:00	0:15:00	1,894.73	473.68	10,355.04	2,588.76	72,780.91	18,195.23
235	08.23 14:00:00	0:15:00	1,795.69	448.92	10,232.80	2,558.20	73,002.19	18,250.55
235	08.23 14:15:00	0:15:00	1,770.00	442.50	10,289.18	2,572.30	72,971.50	18,242.88
235	08.23 14:30:00	0:15:00	1,648.01	412.00	10,121.79	2,530.45	73,260.89	18,315.22
235	08.23 14:45:00	0:15:00	1,593.12	398.28	10,022.00	2,505.50	73,415.56	18,353.89
235	08.23 15:00:00	0:15:00	1,472.88	368.22	9,541.02	2,385.25	74,016.79	18,504.20
235	08.23 15:15:00	0:15:00	1,673.20	418.30	9,059.54	2,264.89	74,297.94	18,574.49
235	08.23 15:30:00	0:15:00	2,085.08	521.27	8,354.78	2,088.70	74,590.82	18,647.71
235	08.23 15:45:00	0:15:00	2,664.85	666.21	7,737.59	1,934.40	74,628.24	18,657.06
235	08.23 16:00:00	0:15:00	3,234.64	808.66	6,948.02	1,737.00	74,848.03	18,712.01
235	08.23 16:15:00	0:15:00	3,930.67	982.67	6,211.33	1,552.83	74,888.69	18,722.17
235	08.23 16:30:00	0:15:00	4,671.84	1,167.96	5,313.48	1,328.37	75,045.36	18,761.34
235	08.23 16:45:00	0:15:00	5,569.19	1,392.30	4,429.61	1,107.40	75,031.89	18,757.97
235	08.23 17:00:00	0:15:00	6,684.08	1,671.02	3,280.04	820.01	75,066.56	18,766.64
235	08.23 17:15:00	0:15:00	8,207.10	2,051.77	1,971.07	492.77	74,852.52	18,713.13
235	08.23 17:30:00	0:15:00	9,588.67	2,397.17	578.52	144.63	74,863.49	18,715.87
235	08.23 17:45:00	0:15:00	10,836.77	2,709.19	0.00	0.00	74,193.91	18,548.48
235	08.23 18:00:00	0:15:00	12,342.33	3,085.58	0.00	0.00	72,688.36	18,172.09
235	08.23 18:15:00	0:15:00	16,220.35	4,055.09	0.00	0.00	68,810.33	17,202.58
235	08.23 18:30:00	0:15:00	25,841.20	6,460.30	0.00	0.00	59,189.48	14,797.37
235	08.23 18:45:00	0:11:24	43,324.87	8,231.73	0.00	0.00	41,705.81	7,924.10
235	08.23 18:52:48	0:03:36	50,445.52	3,026.73	0.00	0.00	34,585.16	2,075.11
242	08.30 07:37:48	0:03:36	45,103.35	2,706.20	0.00	0.00	39,927.33	2,395.64
242	08.30 07:45:00	0:11:24	32,972.83	6,264.84	0.00	0.00	52,057.86	9,890.99
242	08.30 08:00:00	0:15:00	14,861.48	3,715.37	275.17	68.79	69,894.03	17,473.51
242	08.30 08:15:00	0:15:00	5,463.17	1,365.79	950.98	237.75	78,616.53	19,654.13
242	08.30 08:30:00	0:15:00	649.12	162.28	1,859.06	464.76	82,522.50	20,630.63
242	08.30 08:45:00	0:15:00	945.99	236.50	2,998.89	749.72	81,085.80	20,271.45
242	08.30 09:00:00	0:15:00	1,598.61	399.65	4,085.59	1,021.40	79,346.49	19,836.62
242	08.30 09:15:00	0:15:00	2,225.53	556.38	5,071.75	1,267.94	77,733.41	19,433.35
242	08.30 09:30:00	0:15:00	2,391.43	597.86	5,890.01	1,472.50	76,749.24	19,187.31
242	08.30 09:45:00	0:15:00	2,432.59	608.15	6,665.37	1,666.34	75,932.73	18,983.18
242	08.30 10:00:00	0:15:00	2,268.69	567.17	7,289.04	1,822.26	75,472.95	18,868.24
242	08.30 10:15:00	0:15:00	2,156.68	539.17	7,918.21	1,979.55	74,955.80	18,738.95
242	08.30 10:30:00	0:15:00	2,243.24	560.81	8,399.44	2,099.86	74,388.00	18,597.00
242	08.30 10:45:00	0:15:00	2,374.71	593.68	8,926.82	2,231.71	73,729.15	18,432.29
242	08.30 11:00:00	0:15:00	2,426.11	606.53	9,300.53	2,325.13	73,304.05	18,326.01
242	08.30 11:15:00	0:15:00	2,530.14	632.53	9,762.55	2,440.64	72,738.00	18,184.50
242	08.30 11:30:00	0:15:00	2,519.41	629.85	10,151.72	2,537.93	72,359.55	18,089.89
242	08.30 11:45:00	0:15:00	2,570.30	642.58	10,684.09	2,671.02	71,776.29	17,944.07
242	08.30 12:00:00	0:15:00	2,536.37	634.09	11,025.62	2,756.41	71,468.69	17,867.17
242	08.30 12:15:00	0:15:00	2,572.30	643.07	11,256.63	2,814.16	71,201.76	17,800.44
242	08.30 12:30:00	0:15:00	2,521.15	630.29	11,196.51	2,799.13	71,313.02	17,828.26
242	08.30 12:45:00	0:15:00	2,562.82	640.70	11,385.61	2,846.40	71,082.26	17,770.57
242	08.30 13:00:00	0:15:00	2,500.95	625.24	11,412.80	2,853.20	71,116.94	17,779.23
242	08.30 13:15:00	0:15:00	2,518.66	629.67	11,611.13	2,902.78	70,900.90	17,725.22
242	08.30 13:30:00	0:15:00	2,441.32	610.33	11,585.18	2,896.30	71,004.18	17,751.04
242	08.30 13:45:00	0:15:00	2,444.07	611.02	11,703.93	2,925.98	70,882.68	17,720.67
242	08.30 14:00:00	0:15:00	2,351.26	587.82	11,622.10	2,905.53	71,057.31	17,764.33



## SCH CUM MAY2020 1450 OWENS E AND D FOR D 39 FT EXIST UPPER ONLY - Ballpark

DayNum	Date+Time	Duration	ExSF	ExSFHr	NewSF	NewSFHr	SunnySF	SunnySFHr
242	08.30 14:15:00	0:15:00	2,332.06	583.01	11,717.40	2,929.35	70,981.23	17,745.31
242	08.30 14:30:00	0:15:00	2,216.80	554.20	11,496.37	2,874.09	71,317.51	17,829.38
242	08.30 14:45:00	0:15:00	2,172.14	543.04	11,286.32	2,821.58	71,572.22	17,893.06
242	08.30 15:00:00	0:15:00	2,126.49	531.62	10,711.78	2,677.95	72,192.41	18,048.10
242	08.30 15:15:00	0:15:00	2,498.20	624.55	10,205.11	2,551.28	72,327.37	18,081.84
242	08.30 15:30:00	0:15:00	2,996.40	749.10	9,509.33	2,377.33	72,524.95	18,131.24
242	08.30 15:45:00	0:15:00	3,628.31	907.08	8,895.64	2,223.91	72,506.74	18,126.69
242	08.30 16:00:00	0:15:00	4,266.95	1,066.74	8,097.58	2,024.40	72,666.15	18,166.54
242	08.30 16:15:00	0:15:00	5,068.75	1,267.19	7,336.69	1,834.17	72,625.24	18,156.31
242	08.30 16:30:00	0:15:00	5,932.42	1,483.11	6,413.15	1,603.29	72,685.11	18,171.28
242	08.30 16:45:00	0:15:00	6,951.26	1,737.82	5,493.85	1,373.46	72,585.57	18,146.39
242	08.30 17:00:00	0:15:00	8,110.30	2,027.58	4,426.86	1,106.72	72,493.52	18,123.38
242	08.30 17:15:00	0:15:00	9,226.43	2,306.61	3,354.39	838.60	72,449.86	18,112.47
242	08.30 17:30:00	0:15:00	10,373.25	2,593.31	1,923.17	480.79	72,734.26	18,183.56
242	08.30 17:45:00	0:15:00	11,673.00	2,918.25	469.75	117.44	72,887.93	18,221.98
242	08.30 18:00:00	0:15:00	14,317.64	3,579.41	0.00	0.00	70,713.04	17,678.26
242	08.30 18:15:00	0:15:00	22,146.79	5,536.70	0.00	0.00	62,883.90	15,720.97
242	08.30 18:30:00	0:13:48	40,380.62	9,287.54	0.00	0.00	44,650.06	10,269.52
242	08.30 18:42:36	0:06:36	60,714.25	6,678.57	0.00	0.00	24,316.43	2,674.81
249	09.06 07:44:24	0:07:48	41,034.48	5,334.48	7.98	1.04	43,988.22	5,718.47
249	09.06 08:00:00	0:15:00	19,601.68	4,900.42	494.20	123.55	64,934.80	16,233.70
249	09.06 08:15:00	0:15:00	9,426.51	2,356.63	1,164.53	291.13	74,439.64	18,609.91
249	09.06 08:30:00	0:15:00	5,126.88	1,281.72	1,980.05	495.01	77,923.75	19,480.94
249	09.06 08:45:00	0:15:00	5,661.00	1,415.25	3,435.96	858.99	75,933.72	18,983.43
249	09.06 09:00:00	0:15:00	5,599.38	1,399.84	4,938.53	1,234.63	74,492.78	18,623.20
249	09.06 09:15:00	0:15:00	5,256.85	1,314.21	6,090.83	1,522.71	73,683.00	18,420.75
249	09.06 09:30:00	0:15:00	4,610.72	1,152.68	6,982.19	1,745.55	73,437.77	18,359.44
249	09.06 09:45:00	0:15:00	4,053.65	1,013.41	7,807.69	1,951.92	73,169.34	18,292.33
249	09.06 10:00:00	0:15:00	3,408.52	852.13	8,462.80	2,115.70	73,159.36	18,289.84
249	09.06 10:15:00	0:15:00	2,921.55	730.39	9,115.67	2,278.92	72,993.46	18,248.36
249	09.06 10:30:00	0:15:00	2,972.45	743.11	9,609.37	2,402.34	72,448.86	18,112.22
249	09.06 10:45:00	0:15:00	3,084.21	771.05	10,153.97	2,538.49	71,792.51	17,948.13
249	09.06 11:00:00	0:15:00	3,116.89	779.22	10,536.66	2,634.16	71,377.14	17,844.28
249	09.06 11:15:00	0:15:00	3,206.95	801.74	11,058.30	2,764.58	70,765.43	17,691.36
249	09.06 11:30:00	0:15:00	3,176.02	794.00	11,518.07	2,879.52	70,336.59	17,584.15
249	09.06 11:45:00	0:15:00	3,207.45	801.86	12,084.87	3,021.22	69,738.36	17,434.59
249	09.06 12:00:00	0:15:00	3,159.30	789.83	12,501.49	3,125.37	69,369.89	17,342.47
249	09.06 12:15:00	0:15:00	3,193.23	798.31	12,634.46	3,158.61	69,203.00	17,300.75
249	09.06 12:30:00	0:15:00	3,135.35	783.84	12,605.27	3,151.32	69,290.06	17,322.52
249	09.06 12:45:00	0:15:00	3,167.28	791.82	12,850.50	3,212.63	69,012.90	17,253.23
249	09.06 13:00:00	0:15:00	3,108.91	777.23	12,856.24	3,214.06	69,065.54	17,266.38
249	09.06 13:15:00	0:15:00	3,126.37	781.59	13,081.01	3,270.25	68,823.30	17,205.83
249	09.06 13:30:00	0:15:00	3,057.02	764.25	13,110.70	3,277.67	68,862.97	17,215.74
249	09.06 13:45:00	0:15:00	3,062.76	765.69	13,277.59	3,319.40	68,690.33	17,172.58
249	09.06 14:00:00	0:15:00	2,973.44	743.36	13,219.47	3,304.87	68,837.77	17,209.44
249	09.06 14:15:00	0:15:00	2,965.21	741.30	13,256.39	3,314.10	68,809.08	17,202.27
249	09.06 14:30:00	0:15:00	2,864.93	716.23	12,934.07	3,233.52	69,231.69	17,307.92
249	09.06 14:45:00	0:15:00	2,838.23	709.56	12,584.06	3,146.02	69,608.39	17,402.10
249	09.06 15:00:00	0:15:00	2,999.14	749.79	11,924.71	2,981.18	70,106.83	17,526.71
249	09.06 15:15:00	0:15:00	3,543.74	885.93	11,390.84	2,847.71	70,096.10	17,524.03
249	09.06 15:30:00	0:15:00	4,136.23	1,034.06	10,663.64	2,665.91	70,230.82	17,557.70
249	09.06 15:45:00	0:15:00	4,863.44	1,215.86	10,022.75	2,505.69	70,144.50	17,536.13
249	09.06 16:00:00	0:15:00	5,613.60	1,403.40	9,206.73	2,301.68	70,210.36	17,552.59
249	09.06 16:15:00	0:15:00	6,492.48	1,623.12	8,423.64	2,105.91	70,114.56	17,528.64
249	09.06 16:30:00	0:15:00	7,450.70	1,862.68	7,494.11	1,873.53	70,085.87	17,521.47
249	09.06 16:45:00	0:15:00	8,664.13	2,166.03	6,558.09	1,639.52	69,808.46	17,452.12
249	09.06 17:00:00	0:15:00	9,898.51	2,474.63	5,412.52	1,353.13	69,719.65	17,429.91
249	09.06 17:15:00	0:15:00	10,950.03	2,737.51	4,233.52	1,058.38	69,847.13	17,461.78
249	09.06 17:30:00	0:15:00	11,678.98	2,919.75	2,940.27	735.07	70,411.43	17,602.86





## SCH CUM MAY2020 1450 OWENS E AND D FOR D 39 FT EXIST UPPER ONLY - Ballpark

DayNum	Date+Time	Duration	ExSF	ExSFHr	NewSF	NewSFHr	SunnySF	SunnySFHr
249	09.06 17:45:00	0:15:00	12,964.76	3,241.19	1,636.53	409.13	70,429.40	17,607.35
249	09.06 18:00:00	0:15:00	18,769.70	4,692.42	205.81	51.45	66,055.17	16,513.79
249	09.06 18:15:00	0:16:12	34,206.71	9,235.81	0.00	0.00	50,823.97	13,722.47
249	09.06 18:31:48	0:08:24	70,228.32	9,831.97	0.00	0.00	14,802.36	2,072.33
256	09.13 07:50:24	0:04:48	38,765.54	3,101.24	1.50	0.12	46,263.64	3,701.09
256	09.13 08:00:00	0:12:36	29,008.73	6,091.83	0.00	0.00	56,021.95	11,764.61
256	09.13 08:15:00	0:15:00	20,617.78	5,154.44	0.00	0.00	64,412.90	16,103.23
256	09.13 08:30:00	0:15:00	15,151.87	3,787.97	1,309.47	327.37	68,569.34	17,142.34
256	09.13 08:45:00	0:15:00	12,146.74	3,036.69	3,783.73	945.93	69,100.21	17,275.05
256	09.13 09:00:00	0:15:00	10,469.80	2,617.45	5,759.04	1,439.76	68,801.85	17,200.46
256	09.13 09:15:00	0:15:00	8,970.73	2,242.68	7,165.06	1,791.26	68,894.90	17,223.73
256	09.13 09:30:00	0:15:00	7,323.22	1,830.81	8,156.20	2,039.05	69,551.26	17,387.81
256	09.13 09:45:00	0:15:00	6,017.24	1,504.31	9,047.81	2,261.95	69,965.63	17,491.41
256	09.13 10:00:00	0:15:00	4,779.37	1,194.84	9,742.84	2,435.71	70,508.48	17,627.12
256	09.13 10:15:00	0:15:00	3,826.89	956.72	10,427.39	2,606.85	70,776.41	17,694.10
256	09.13 10:30:00	0:15:00	3,782.98	945.74	10,945.54	2,736.39	70,302.17	17,575.54
256	09.13 10:45:00	0:15:00	3,874.04	968.51	11,500.11	2,875.03	69,656.53	17,414.13
256	09.13 11:00:00	0:15:00	3,888.25	972.06	11,916.98	2,979.25	69,225.45	17,306.36
256	09.13 11:15:00	0:15:00	3,957.36	989.34	12,542.90	3,135.73	68,530.42	17,132.61
256	09.13 11:30:00	0:15:00	3,898.23	974.56	13,015.90	3,253.98	68,116.55	17,029.14
256	09.13 11:45:00	0:15:00	3,912.70	978.18	13,731.13	3,432.78	67,386.85	16,846.71
256	09.13 12:00:00	0:15:00	3,851.83	962.96	14,066.17	3,516.54	67,112.68	16,778.17
256	09.13 12:15:00	0:15:00	3,864.31	966.08	14,177.68	3,544.42	66,988.69	16,747.17
256	09.13 12:30:00	0:15:00	3,820.90	955.22	14,201.63	3,550.41	67,008.15	16,752.04
256	09.13 12:45:00	0:15:00	3,843.10	960.78	14,487.03	3,621.76	66,700.55	16,675.14
256	09.13 13:00:00	0:15:00	3,787.47	946.87	14,511.23	3,627.81	66,731.99	16,683.00
256	09.13 13:15:00	0:15:00	3,808.67	952.17	14,787.14	3,696.79	66,434.87	16,608.72
256	09.13 13:30:00	0:15:00	3,739.07	934.77	14,812.59	3,703.15	66,479.02	16,619.76
256	09.13 13:45:00	0:15:00	3,749.80	937.45	15,082.27	3,770.57	66,198.62	16,549.65
256	09.13 14:00:00	0:15:00	3,670.97	917.74	14,945.81	3,736.45	66,413.91	16,603.48
256	09.13 14:15:00	0:15:00	3,677.20	919.30	14,858.24	3,714.56	66,495.24	16,623.81
256	09.13 14:30:00	0:15:00	3,585.65	896.41	14,388.24	3,597.06	67,056.80	16,764.20
256	09.13 14:45:00	0:15:00	3,670.72	917.68	13,906.26	3,476.57	67,453.71	16,863.43
256	09.13 15:00:00	0:15:00	4,061.89	1,015.47	13,218.22	3,304.56	67,750.58	16,937.64
256	09.13 15:15:00	0:15:00	4,768.39	1,192.10	12,642.69	3,160.67	67,619.60	16,904.90
256	09.13 15:30:00	0:15:00	5,446.20	1,361.55	11,878.81	2,969.70	67,705.67	16,926.42
256	09.13 15:45:00	0:15:00	6,279.43	1,569.86	11,183.78	2,795.95	67,567.46	16,891.87
256	09.13 16:00:00	0:15:00	7,140.86	1,785.21	10,308.89	2,577.22	67,580.94	16,895.23
256	09.13 16:15:00	0:15:00	8,210.09	2,052.52	9,464.18	2,366.05	67,356.41	16,839.10
256	09.13 16:30:00	0:15:00	9,380.36	2,345.09	8,451.83	2,112.96	67,198.50	16,799.62
256	09.13 16:45:00	0:15:00	10,805.59	2,701.40	7,404.05	1,851.01	66,821.05	16,705.26
256	09.13 17:00:00	0:15:00	11,944.42	2,986.11	6,191.37	1,547.84	66,894.89	16,723.72
256	09.13 17:15:00	0:15:00	12,870.21	3,217.55	4,870.92	1,217.73	67,289.55	16,822.39
256	09.13 17:30:00	0:15:00	13,842.89	3,460.72	3,321.96	830.49	67,865.83	16,966.46
256	09.13 17:45:00	0:15:00	17,665.29	4,416.32	1,906.96	476.74	65,458.44	16,364.61
256	09.13 18:00:00	0:15:00	29,109.27	7,277.32	834.98	208.75	55,086.43	13,771.61
256	09.13 18:15:00	0:10:48	60,889.38	10,960.09	58.13	10.46	24,083.18	4,334.97
256	09.13 18:21:00	0:03:00	75,526.84	3,776.34	0.00	0.00	9,503.85	475.19
263	09.20 07:57:00	0:01:12	44,995.83	899.92	0.00	0.00	40,034.85	800.70
263	09.20 08:00:00	0:09:00	42,382.12	6,357.32	0.00	0.00	42,648.56	6,397.28
263	09.20 08:15:00	0:15:00	33,612.97	8,403.24	0.00	0.00	51,417.71	12,854.43
263	09.20 08:30:00	0:15:00	27,454.03	6,863.51	458.28	114.57	57,118.37	14,279.59
263	09.20 08:45:00	0:15:00	20,231.60	5,057.90	3,889.25	972.31	60,909.83	15,227.46
263	09.20 09:00:00	0:15:00	16,350.33	4,087.58	6,489.99	1,622.50	62,190.37	15,547.59
263	09.20 09:15:00	0:15:00	13,411.81	3,352.95	8,281.94	2,070.48	63,336.94	15,834.23
263	09.20 09:30:00	0:15:00	10,636.69	2,659.17	9,403.31	2,350.83	64,990.68	16,247.67
263	09.20 09:45:00	0:15:00	8,377.48	2,094.37	10,380.49	2,595.12	66,272.71	16,568.18
263	09.20 10:00:00	0:15:00	6,393.44	1,598.36	11,128.15	2,782.04	67,509.09	16,877.27
263	09.20 10:15:00	0:15:00	4,895.37	1,223.84	11,854.86	2,963.72	68,280.45	17,070.11



## SCH CUM MAY2020 1450 OWENS E AND D FOR D 39 FT EXIST UPPER ONLY - Ballpark

DayNum	Date+Time	Duration	ExSF	ExSFHr	NewSF	NewSFHr	SunnySF	SunnySFHr
263	09.20 10:30:00	0:15:00	4,678.83	1,169.71	12,378.00	3,094.50	67,973.85	16,993.46
263	09.20 10:45:00	0:15:00	4,742.69	1,185.67	12,976.48	3,244.12	67,311.51	16,827.88
263	09.20 11:00:00	0:15:00	4,729.47	1,182.37	13,489.64	3,372.41	66,811.57	16,702.89
263	09.20 11:15:00	0:15:00	4,774.87	1,193.72	14,195.65	3,548.91	66,060.16	16,515.04
263	09.20 11:30:00	0:15:00	4,687.81	1,171.95	14,753.71	3,688.43	65,589.16	16,397.29
263	09.20 11:45:00	0:15:00	4,688.56	1,172.14	15,555.51	3,888.88	64,786.61	16,196.65
263	09.20 12:00:00	0:15:00	4,610.47	1,152.62	15,755.84	3,938.96	64,664.37	16,166.09
263	09.20 12:15:00	0:15:00	4,619.45	1,154.86	15,850.89	3,962.72	64,560.34	16,140.09
263	09.20 12:30:00	0:15:00	4,557.59	1,139.40	15,930.47	3,982.62	64,542.63	16,135.66
263	09.20 12:45:00	0:15:00	4,592.01	1,148.00	16,203.64	4,050.91	64,235.03	16,058.76
263	09.20 13:00:00	0:15:00	4,526.15	1,131.54	16,299.93	4,074.98	64,204.60	16,051.15
263	09.20 13:15:00	0:15:00	4,552.60	1,138.15	16,604.54	4,151.13	63,873.55	15,968.39
263	09.20 13:30:00	0:15:00	4,489.98	1,122.50	16,738.01	4,184.50	63,802.70	15,950.68
263	09.20 13:45:00	0:15:00	4,517.92	1,129.48	16,927.10	4,231.78	63,585.66	15,896.42
263	09.20 14:00:00	0:15:00	4,447.82	1,111.95	16,690.61	4,172.65	63,892.26	15,973.07
263	09.20 14:15:00	0:15:00	4,471.52	1,117.88	16,460.59	4,115.15	64,098.57	16,024.64
263	09.20 14:30:00	0:15:00	4,406.16	1,101.54	15,831.68	3,957.92	64,792.85	16,198.21
263	09.20 14:45:00	0:15:00	4,757.16	1,189.29	15,279.60	3,819.90	64,993.92	16,248.48
263	09.20 15:00:00	0:15:00	5,363.13	1,340.78	14,543.91	3,635.98	65,123.65	16,280.91
263	09.20 15:15:00	0:15:00	6,165.43	1,541.36	13,910.00	3,477.50	64,955.25	16,238.81
263	09.20 15:30:00	0:15:00	6,927.31	1,731.83	13,092.99	3,273.25	65,010.39	16,252.60
263	09.20 15:45:00	0:15:00	7,924.20	1,981.05	12,347.32	3,086.83	64,759.17	16,189.79
263	09.20 16:00:00	0:15:00	8,962.99	2,240.75	11,411.05	2,852.76	64,656.64	16,164.16
263	09.20 16:15:00	0:15:00	10,244.03	2,561.01	10,461.32	2,615.33	64,325.34	16,081.34
263	09.20 16:30:00	0:15:00	11,711.91	2,927.98	9,310.01	2,327.50	64,008.76	16,002.19
263	09.20 16:45:00	0:15:00	13,114.69	3,278.67	8,138.24	2,034.56	63,777.75	15,944.44
263	09.20 17:00:00	0:15:00	14,186.17	3,546.54	6,722.99	1,680.75	64,121.52	16,030.38
263	09.20 17:15:00	0:15:00	15,200.27	3,800.07	5,090.71	1,272.68	64,739.71	16,184.93
263	09.20 17:30:00	0:15:00	18,213.38	4,553.34	3,302.50	825.62	63,514.81	15,878.70
263	09.20 17:45:00	0:15:00	25,637.13	6,409.28	1,821.64	455.41	57,571.91	14,392.98
263	09.20 18:00:00	0:12:36	48,051.10	10,090.73	617.44	129.66	36,362.14	7,636.05
263	09.20 18:09:36	0:04:48	73,744.12	5,899.53	31.93	2.56	11,254.63	900.37
270	09.27 08:03:00	0:06:00	54,006.72	5,400.67	0.00	0.00	31,023.96	3,102.40
270	09.27 08:15:00	0:13:12	47,601.31	10,472.29	0.00	0.00	37,429.38	8,234.46
270	09.27 08:30:00	0:15:00	40,981.09	10,245.27	0.00	0.00	44,049.59	11,012.40
270	09.27 08:45:00	0:15:00	30,355.63	7,588.91	3,571.43	892.86	51,103.63	12,775.91
270	09.27 09:00:00	0:15:00	23,871.13	5,967.78	6,982.44	1,745.61	54,177.11	13,544.28
270	09.27 09:15:00	0:15:00	18,706.58	4,676.65	9,396.32	2,349.08	56,927.78	14,231.94
270	09.27 09:30:00	0:15:00	14,586.07	3,646.52	10,770.66	2,692.67	59,673.95	14,918.49
270	09.27 09:45:00	0:15:00	11,198.50	2,799.63	11,883.55	2,970.89	61,948.63	15,487.16
270	09.27 10:00:00	0:15:00	8,344.06	2,086.01	12,689.84	3,172.46	63,996.79	15,999.20
270	09.27 10:15:00	0:15:00	6,149.21	1,537.30	13,447.23	3,361.81	65,434.24	16,358.56
270	09.27 10:30:00	0:15:00	5,655.51	1,413.88	13,990.58	3,497.65	65,384.59	16,346.15
270	09.27 10:45:00	0:15:00	5,689.19	1,422.30	14,662.91	3,665.73	64,678.59	16,169.65
270	09.27 11:00:00	0:15:00	5,657.25	1,414.31	15,233.45	3,808.36	64,139.98	16,035.00
270	09.27 11:15:00	0:15:00	5,664.49	1,416.12	16,025.27	4,006.32	63,340.93	15,835.23
270	09.27 11:30:00	0:15:00	5,557.47	1,389.37	16,704.83	4,176.21	62,768.39	15,692.10
270	09.27 11:45:00	0:15:00	5,529.27	1,382.32	17,543.30	4,385.82	61,958.11	15,489.53
270	09.27 12:00:00	0:15:00	5,426.24	1,356.56	17,537.06	4,384.27	62,067.38	15,516.85
270	09.27 12:15:00	0:15:00	5,444.21	1,361.05	17,709.45	4,427.36	61,877.03	15,469.26
270	09.27 12:30:00	0:15:00	5,381.09	1,345.27	17,807.49	4,451.87	61,842.11	15,460.53
270	09.27 12:45:00	0:15:00	5,409.53	1,352.38	18,112.84	4,528.21	61,508.31	15,377.08
270	09.27 13:00:00	0:15:00	5,345.66	1,336.42	18,207.14	4,551.79	61,477.88	15,369.47
270	09.27 13:15:00	0:15:00	5,376.85	1,344.21	18,562.14	4,640.53	61,091.70	15,272.92
270	09.27 13:30:00	0:15:00	5,319.47	1,329.87	18,792.65	4,698.16	60,918.56	15,229.64
270	09.27 13:45:00	0:15:00	5,359.63	1,339.91	18,812.11	4,703.03	60,858.94	15,214.74
270	09.27 14:00:00	0:15:00	5,309.24	1,327.31	18,455.86	4,613.97	61,265.58	15,316.40
270	09.27 14:15:00	0:15:00	5,357.39	1,339.35	18,032.76	4,508.19	61,640.53	15,410.13
270	09.27 14:30:00	0:15:00	5,418.01	1,354.50	17,271.12	4,317.78	62,341.55	15,585.39



## SCH CUM MAY2020 1450 OWENS E AND D FOR D 39 FT EXIST UPPER ONLY - Ballpark

DayNum	Date+Time	Duration	ExSF	ExSFHr	NewSF	NewSFHr	SunnySF	SunnySFHr
270	09.27 14:45:00	0:15:00	6,079.61	1,519.90	16,676.64	4,169.16	62,274.44	15,568.61
270	09.27 15:00:00	0:15:00	6,799.08	1,699.77	15,890.80	3,972.70	62,340.80	15,585.20
270	09.27 15:15:00	0:15:00	7,743.83	1,935.96	15,219.23	3,804.81	62,067.63	15,516.91
270	09.27 15:30:00	0:15:00	8,639.43	2,159.86	14,320.88	3,580.22	62,070.37	15,517.59
270	09.27 15:45:00	0:15:00	9,828.16	2,457.04	13,469.69	3,367.42	61,732.84	15,433.21
270	09.27 16:00:00	0:15:00	11,077.51	2,769.38	12,420.66	3,105.17	61,532.51	15,383.13
270	09.27 16:15:00	0:15:00	12,650.42	3,162.61	11,322.24	2,830.56	61,058.02	15,264.51
270	09.27 16:30:00	0:15:00	14,200.39	3,550.10	10,061.66	2,515.42	60,768.63	15,192.16
270	09.27 16:45:00	0:15:00	15,505.87	3,876.47	8,668.37	2,167.09	60,856.45	15,214.11
270	09.27 17:00:00	0:15:00	16,546.16	4,136.54	6,913.84	1,728.46	61,570.68	15,392.67
270	09.27 17:15:00	0:15:00	19,064.57	4,766.14	4,863.19	1,215.80	61,102.92	15,275.73
270	09.27 17:30:00	0:15:00	24,335.64	6,083.91	3,039.80	759.95	57,655.24	14,413.81
270	09.27 17:45:00	0:13:48	38,554.99	8,867.65	1,398.04	321.55	45,077.66	10,367.86
270	09.27 17:58:11	0:06:36	66,353.79	7,298.92	229.51	25.25	18,447.38	2,029.21
277	10.04 08:09:36	0:02:24	63,607.36	2,544.29	0.00	0.00	21,423.32	856.93
277	10.04 08:15:00	0:10:12	61,336.18	10,427.15	0.00	0.00	23,694.50	4,028.07
277	10.04 08:30:00	0:15:00	54,778.83	13,694.71	0.00	0.00	30,251.85	7,562.96
277	10.04 08:45:00	0:15:00	44,182.56	11,045.64	2,536.12	634.03	38,312.00	9,578.00
277	10.04 09:00:00	0:15:00	32,680.20	8,170.05	7,182.77	1,795.69	45,167.72	11,291.93
277	10.04 09:15:00	0:15:00	25,219.27	6,304.82	10,340.07	2,585.02	49,471.34	12,367.84
277	10.04 09:30:00	0:15:00	19,367.18	4,841.80	12,168.94	3,042.24	53,494.56	13,373.64
277	10.04 09:45:00	0:15:00	14,639.46	3,659.86	13,470.19	3,367.55	56,921.04	14,230.26
277	10.04 10:00:00	0:15:00	10,640.19	2,660.05	14,389.49	3,597.37	60,001.01	15,000.25
277	10.04 10:15:00	0:15:00	7,642.29	1,910.57	15,244.42	3,811.11	62,143.97	15,535.99
277	10.04 10:30:00	0:15:00	6,722.25	1,680.56	15,864.86	3,966.21	62,443.58	15,610.90
277	10.04 10:45:00	0:15:00	6,728.48	1,682.12	16,758.21	4,189.55	61,543.99	15,386.00
277	10.04 11:00:00	0:15:00	6,677.34	1,669.34	17,410.33	4,352.58	60,943.01	15,235.75
277	10.04 11:15:00	0:15:00	6,640.17	1,660.04	18,303.93	4,575.98	60,086.58	15,021.65
277	10.04 11:30:00	0:15:00	6,477.02	1,619.25	19,051.85	4,762.96	59,501.82	14,875.46
277	10.04 11:45:00	0:15:00	6,441.84	1,610.46	19,823.71	4,955.93	58,765.13	14,691.28
277	10.04 12:00:00	0:15:00	6,330.33	1,582.58	19,631.12	4,907.78	59,069.24	14,767.31
277	10.04 12:15:00	0:15:00	6,335.57	1,583.89	19,869.61	4,967.40	58,825.50	14,706.38
277	10.04 12:30:00	0:15:00	6,266.46	1,566.62	19,934.48	4,983.62	58,829.74	14,707.44
277	10.04 12:45:00	0:15:00	6,288.91	1,572.23	20,217.13	5,054.28	58,524.64	14,631.16
277	10.04 13:00:00	0:15:00	6,244.26	1,561.07	20,329.14	5,082.29	58,457.28	14,614.32
277	10.04 13:15:00	0:15:00	6,281.68	1,570.42	20,803.13	5,200.78	57,945.87	14,486.47
277	10.04 13:30:00	0:15:00	6,229.04	1,557.26	20,889.20	5,222.30	57,912.44	14,478.11
277	10.04 13:45:00	0:15:00	6,289.91	1,572.48	20,863.01	5,215.75	57,877.76	14,469.44
277	10.04 14:00:00	0:15:00	6,260.47	1,565.12	20,206.65	5,051.66	58,563.56	14,640.89
277	10.04 14:15:00	0:15:00	6,344.80	1,586.20	19,617.65	4,904.41	59,068.24	14,767.06
277	10.04 14:30:00	0:15:00	6,710.52	1,677.63	18,826.08	4,706.52	59,494.09	14,873.52
277	10.04 14:45:00	0:15:00	7,580.92	1,895.23	18,157.99	4,539.50	59,291.76	14,822.94
277	10.04 15:00:00	0:15:00	8,394.95	2,098.74	17,282.85	4,320.71	59,352.89	14,838.22
277	10.04 15:15:00	0:15:00	9,500.10	2,375.03	16,528.95	4,132.24	59,001.63	14,750.41
277	10.04 15:30:00	0:15:00	10,569.09	2,642.27	15,537.80	3,884.45	58,923.79	14,730.95
277	10.04 15:45:00	0:15:00	11,962.13	2,990.53	14,569.10	3,642.28	58,499.44	14,624.86
277	10.04 16:00:00	0:15:00	13,448.48	3,362.12	13,359.67	3,339.92	58,222.53	14,555.63
277	10.04 16:15:00	0:15:00	15,245.92	3,811.48	12,159.96	3,039.99	57,624.80	14,406.20
277	10.04 16:30:00	0:15:00	16,697.09	4,174.27	10,670.62	2,667.66	57,662.97	14,415.74
277	10.04 16:45:00	0:15:00	17,965.15	4,491.29	8,880.67	2,220.17	58,184.86	14,546.22
277	10.04 17:00:00	0:15:00	19,799.76	4,949.94	6,589.78	1,647.44	58,641.14	14,660.29
277	10.04 17:15:00	0:15:00	24,809.89	6,202.47	4,436.09	1,109.02	55,784.70	13,946.18
277	10.04 17:30:00	0:16:12	31,941.76	8,624.28	2,444.32	659.97	50,644.60	13,674.04
277	10.04 17:47:23	0:08:24	58,860.18	8,240.43	459.53	64.33	25,710.98	3,599.54
284	10.11 08:16:11	0:07:12	72,608.03	8,712.96	0.00	0.00	12,422.66	1,490.72
284	10.11 08:30:00	0:14:24	67,768.29	16,264.39	0.00	0.00	17,262.39	4,142.97
284	10.11 08:45:00	0:15:00	61,303.00	15,325.75	810.53	202.63	22,917.15	5,729.29
284	10.11 09:00:00	0:15:00	44,099.23	11,024.81	6,794.59	1,698.65	34,136.86	8,534.22
284	10.11 09:15:00	0:15:00	33,261.71	8,315.43	10,970.99	2,742.75	40,797.98	10,199.50



## SCH CUM MAY2020 1450 OWENS E AND D FOR D 39 FT EXIST UPPER ONLY - Ballpark

DayNum	Date+Time	Duration	ExSF	ExSFHr	NewSF	NewSFHr	SunnySF	SunnySFHr
284	10.11 09:30:00	0:15:00	25,147.92	6,286.98	13,542.03	3,385.51	46,340.73	11,585.18
284	10.11 09:45:00	0:15:00	18,730.03	4,682.51	15,099.23	3,774.81	51,201.42	12,800.36
284	10.11 10:00:00	0:15:00	13,459.21	3,364.80	16,183.43	4,045.86	55,388.04	13,847.01
284	10.11 10:15:00	0:15:00	9,457.20	2,364.30	17,150.38	4,287.60	58,423.11	14,605.78
284	10.11 10:30:00	0:15:00	7,869.06	1,967.27	17,957.17	4,489.29	59,204.45	14,801.11
284	10.11 10:45:00	0:15:00	7,865.32	1,966.33	18,980.50	4,745.13	58,184.86	14,546.22
284	10.11 11:00:00	0:15:00	7,768.78	1,942.19	19,734.15	4,933.54	57,527.76	14,381.94
284	10.11 11:15:00	0:15:00	7,684.95	1,921.24	20,793.41	5,198.35	56,552.32	14,138.08
284	10.11 11:30:00	0:15:00	7,492.86	1,873.22	21,619.90	5,404.98	55,917.92	13,979.48
284	10.11 11:45:00	0:15:00	7,421.51	1,855.38	22,217.88	5,554.47	55,391.29	13,847.82
284	10.11 12:00:00	0:15:00	7,296.78	1,824.19	22,021.05	5,505.26	55,712.85	13,928.21
284	10.11 12:15:00	0:15:00	7,303.01	1,825.75	22,291.23	5,572.81	55,436.44	13,859.11
284	10.11 12:30:00	0:15:00	7,234.16	1,808.54	22,325.41	5,581.35	55,471.12	13,867.78
284	10.11 12:45:00	0:15:00	7,252.37	1,813.09	22,697.62	5,674.40	55,080.69	13,770.17
284	10.11 13:00:00	0:15:00	7,198.98	1,799.75	22,875.74	5,718.94	54,955.96	13,738.99
284	10.11 13:15:00	0:15:00	7,253.62	1,813.40	23,369.44	5,842.36	54,407.62	13,601.91
284	10.11 13:30:00	0:15:00	7,225.18	1,806.30	23,209.28	5,802.32	54,596.22	13,649.06
284	10.11 13:45:00	0:15:00	7,304.76	1,826.19	22,931.62	5,732.91	54,794.30	13,698.58
284	10.11 14:00:00	0:15:00	7,302.51	1,825.63	22,124.83	5,531.21	55,603.34	13,900.83
284	10.11 14:15:00	0:15:00	7,551.74	1,887.93	21,462.99	5,365.75	56,015.96	14,003.99
284	10.11 14:30:00	0:15:00	8,242.02	2,060.51	20,608.05	5,152.01	56,180.61	14,045.15
284	10.11 14:45:00	0:15:00	9,205.98	2,301.49	19,860.13	4,965.03	55,964.57	13,991.14
284	10.11 15:00:00	0:15:00	10,177.42	2,544.35	18,873.48	4,718.37	55,979.79	13,994.95
284	10.11 15:15:00	0:15:00	11,414.79	2,853.70	18,004.32	4,501.08	55,611.57	13,902.89
284	10.11 15:30:00	0:15:00	12,739.98	3,185.00	16,879.70	4,219.93	55,410.99	13,852.75
284	10.11 15:45:00	0:15:00	14,378.01	3,594.50	15,743.12	3,935.78	54,909.56	13,727.39
284	10.11 16:00:00	0:15:00	16,059.44	4,014.86	14,387.24	3,596.81	54,584.00	13,646.00
284	10.11 16:15:00	0:15:00	17,875.09	4,468.77	12,918.11	3,229.53	54,237.48	13,559.37
284	10.11 16:30:00	0:15:00	19,209.76	4,802.44	10,975.48	2,743.87	54,845.44	13,711.36
284	10.11 16:45:00	0:15:00	20,787.67	5,196.92	8,574.57	2,143.64	55,668.45	13,917.11
284	10.11 17:00:00	0:15:00	25,062.10	6,265.53	6,040.69	1,510.17	53,927.89	13,481.97
284	10.11 17:15:00	0:15:00	31,745.43	7,936.36	3,696.41	924.10	49,588.84	12,397.21
284	10.11 17:30:00	0:11:24	43,594.55	8,282.97	1,496.58	284.35	39,939.55	7,588.52
284	10.11 17:37:12	0:03:36	53,489.07	3,209.34	663.84	39.83	30,877.77	1,852.67
291	10.18 08:22:48	0:03:36	79,278.38	4,756.70	0.00	0.00	5,752.30	345.14
291	10.18 08:30:00	0:10:48	76,786.17	13,821.51	0.00	0.00	8,244.52	1,484.01
291	10.18 08:45:00	0:15:00	72,923.86	18,230.96	1,056.01	264.00	11,050.82	2,762.70
291	10.18 09:00:00	0:15:00	58,031.69	14,507.92	6,599.51	1,649.88	20,399.49	5,099.87
291	10.18 09:15:00	0:15:00	42,927.47	10,731.87	11,654.54	2,913.63	30,448.68	7,612.17
291	10.18 09:30:00	0:15:00	31,504.44	7,876.11	14,828.55	3,707.14	38,697.69	9,674.42
291	10.18 09:45:00	0:15:00	22,951.83	5,737.96	16,767.69	4,191.92	45,311.16	11,327.79
291	10.18 10:00:00	0:15:00	16,415.44	4,103.86	18,064.94	4,516.24	50,550.30	12,637.58
291	10.18 10:15:00	0:15:00	11,413.05	2,853.26	19,260.91	4,815.23	54,356.73	13,589.18
291	10.18 10:30:00	0:15:00	9,126.40	2,281.60	20,340.12	5,085.03	55,564.17	13,891.04
291	10.18 10:45:00	0:15:00	9,074.76	2,268.69	21,433.55	5,358.39	54,522.38	13,630.60
291	10.18 11:00:00	0:15:00	8,922.08	2,230.52	22,298.96	5,574.74	53,809.64	13,452.41
291	10.18 11:15:00	0:15:00	8,803.33	2,200.83	23,453.26	5,863.32	52,774.09	13,193.52
291	10.18 11:30:00	0:15:00	8,566.09	2,141.52	24,398.01	6,099.50	52,066.59	13,016.65
291	10.18 11:45:00	0:15:00	8,467.29	2,116.82	24,792.67	6,198.17	51,770.71	12,942.68
291	10.18 12:00:00	0:15:00	8,325.35	2,081.34	24,611.81	6,152.95	52,093.53	13,023.38
291	10.18 12:15:00	0:15:00	8,331.33	2,082.83	24,894.46	6,223.62	51,804.89	12,951.22
291	10.18 12:30:00	0:15:00	8,244.27	2,061.07	24,965.06	6,241.27	51,821.36	12,955.34
291	10.18 12:45:00	0:15:00	8,278.20	2,069.55	25,344.50	6,336.13	51,407.98	12,852.00
291	10.18 13:00:00	0:15:00	8,234.04	2,058.51	25,528.61	6,382.15	51,268.03	12,817.01
291	10.18 13:15:00	0:15:00	8,298.90	2,074.73	25,945.23	6,486.31	50,786.55	12,696.64
291	10.18 13:30:00	0:15:00	8,286.43	2,071.61	25,613.18	6,403.30	51,131.07	12,782.77
291	10.18 13:45:00	0:15:00	8,394.45	2,098.61	25,158.15	6,289.54	51,478.08	12,869.52
291	10.18 14:00:00	0:15:00	8,427.38	2,106.85	24,193.45	6,048.36	52,409.86	13,102.47
291	10.18 14:15:00	0:15:00	9,000.41	2,250.10	23,409.86	5,852.46	52,620.41	13,155.10



## SCH CUM MAY2020 1450 OWENS E AND D FOR D 39 FT EXIST UPPER ONLY - Ballpark

DayNum	Date+Time	Duration	ExSF	ExSFHr	NewSF	NewSFHr	SunnySF	SunnySFHr
291	10.18 14:30:00	0:15:00	9,895.52	2,473.88	22,418.21	5,604.55	52,716.96	13,179.24
291	10.18 14:45:00	0:15:00	10,991.19	2,747.80	21,574.50	5,393.63	52,464.99	13,116.25
291	10.18 15:00:00	0:15:00	12,113.06	3,028.27	20,490.80	5,122.70	52,426.82	13,106.71
291	10.18 15:15:00	0:15:00	13,529.31	3,382.33	19,454.25	4,863.56	52,047.13	13,011.78
291	10.18 15:30:00	0:15:00	15,053.08	3,763.27	18,133.05	4,533.26	51,844.56	12,961.14
291	10.18 15:45:00	0:15:00	16,885.44	4,221.36	16,845.78	4,211.44	51,299.46	12,824.87
291	10.18 16:00:00	0:15:00	18,765.71	4,691.43	15,242.68	3,810.67	51,022.30	12,755.58
291	10.18 16:15:00	0:15:00	20,435.17	5,108.79	13,297.05	3,324.26	51,298.47	12,824.62
291	10.18 16:30:00	0:15:00	21,796.53	5,449.13	10,814.82	2,703.70	52,419.34	13,104.84
291	10.18 16:45:00	0:15:00	25,347.75	6,336.94	7,937.42	1,984.35	51,745.52	12,936.38
291	10.18 17:00:00	0:15:00	31,215.80	7,803.95	5,237.14	1,309.29	48,577.74	12,144.43
291	10.18 17:15:00	0:13:12	38,771.53	8,529.74	2,896.11	637.14	43,363.04	9,539.87
291	10.18 17:27:00	0:06:00	50,256.92	5,025.69	847.70	84.77	33,926.06	3,392.61
298	10.25 07:30:00	0:07:48	82,803.41	10,764.44	0.00	0.00	2,227.28	289.55
298	10.25 07:45:00	0:15:00	79,736.16	19,934.04	0.00	0.00	5,294.52	1,323.63
298	10.25 08:00:00	0:15:00	71,690.72	17,922.68	6,436.60	1,609.15	6,903.36	1,725.84
298	10.25 08:15:00	0:15:00	54,264.18	13,566.04	12,439.62	3,109.91	18,326.89	4,581.72
298	10.25 08:30:00	0:15:00	38,767.54	9,691.89	15,649.31	3,912.33	30,613.83	7,653.46
298	10.25 08:45:00	0:15:00	27,719.47	6,929.87	18,308.92	4,577.23	39,002.29	9,750.57
298	10.25 09:00:00	0:15:00	19,548.55	4,887.14	19,938.97	4,984.74	45,543.17	11,385.79
298	10.25 09:15:00	0:15:00	13,445.49	3,361.37	21,510.88	5,377.72	50,074.31	12,518.58
298	10.25 09:30:00	0:15:00	10,432.38	2,608.09	22,801.15	5,700.29	51,797.16	12,949.29
298	10.25 09:45:00	0:15:00	10,376.99	2,594.25	24,026.05	6,006.51	50,627.64	12,656.91
298	10.25 10:00:00	0:15:00	10,216.83	2,554.21	25,020.94	6,255.24	49,792.91	12,448.23
298	10.25 10:15:00	0:15:00	10,063.91	2,515.98	26,245.09	6,561.27	48,721.68	12,180.42
298	10.25 10:30:00	0:15:00	9,759.30	2,439.83	27,181.86	6,795.46	48,089.52	12,022.38
298	10.25 10:45:00	0:15:00	9,595.65	2,398.91	27,467.75	6,866.94	47,967.28	11,991.82
298	10.25 11:00:00	0:15:00	9,419.28	2,354.82	27,374.45	6,843.61	48,236.96	12,059.24
298	10.25 11:15:00	0:15:00	9,409.80	2,352.45	27,655.35	6,913.84	47,965.53	11,991.38
298	10.25 11:30:00	0:15:00	9,315.50	2,328.87	27,706.99	6,926.75	48,008.19	12,002.05
298	10.25 11:45:00	0:15:00	9,356.16	2,339.04	28,198.20	7,049.55	47,476.32	11,869.08
298	10.25 12:00:00	0:15:00	9,306.27	2,326.57	28,412.00	7,103.00	47,312.42	11,828.10
298	10.25 12:15:00	0:15:00	9,393.08	2,348.27	28,665.71	7,166.43	46,971.89	11,742.97
298	10.25 12:30:00	0:15:00	9,402.81	2,350.70	28,004.61	7,001.15	47,623.26	11,905.82
298	10.25 12:45:00	0:15:00	9,551.00	2,387.75	27,263.19	6,815.80	48,216.50	12,054.13
298	10.25 13:00:00	0:15:00	9,648.54	2,412.14	26,157.03	6,539.26	49,225.11	12,306.28
298	10.25 13:15:00	0:15:00	10,597.78	2,649.44	25,321.05	6,330.26	49,111.85	12,277.96
298	10.25 13:30:00	0:15:00	11,578.45	2,894.61	24,236.10	6,059.03	49,216.13	12,304.03
298	10.25 13:45:00	0:15:00	12,840.27	3,210.07	23,243.46	5,810.87	48,946.95	12,236.74
298	10.25 14:00:00	0:15:00	14,113.57	3,528.39	21,996.35	5,499.09	48,920.76	12,230.19
298	10.25 14:15:00	0:15:00	15,773.30	3,943.33	20,779.19	5,194.80	48,478.20	12,119.55
298	10.25 14:30:00	0:15:00	17,465.96	4,366.49	19,315.29	4,828.82	48,249.43	12,062.36
298	10.25 14:45:00	0:15:00	19,502.39	4,875.60	17,778.55	4,444.64	47,749.74	11,937.44
298	10.25 15:00:00	0:15:00	21,323.53	5,330.88	15,776.05	3,944.01	47,931.11	11,982.78
298	10.25 15:15:00	0:15:00	22,923.89	5,730.97	13,283.33	3,320.83	48,823.46	12,205.87
298	10.25 15:30:00	0:15:00	25,247.96	6,311.99	10,204.36	2,551.09	49,578.36	12,394.59
298	10.25 15:45:00	0:15:00	30,683.68	7,670.92	7,126.39	1,781.60	47,220.61	11,805.15
298	10.25 16:00:00	0:15:00	38,136.88	9,534.22	4,176.89	1,044.22	42,716.91	10,679.23
298	10.25 16:15:00	0:09:00	48,654.32	7,298.15	1,396.79	209.52	34,979.57	5,246.94
298	10.25 16:18:00	0:01:48	51,457.88	1,543.74	992.15	29.76	32,580.66	977.42
305	11.01 07:36:35	0:04:12	84,496.56	5,914.76	0.00	0.00	534.12	37.39
305	11.01 07:45:00	0:11:24	83,354.99	15,837.45	0.00	0.00	1,675.70	318.38
305	11.01 08:00:00	0:15:00	80,431.93	20,107.98	4,199.59	1,049.90	399.15	99.79
305	11.01 08:15:00	0:15:00	66,768.91	16,692.23	11,231.18	2,807.80	7,030.59	1,757.65
305	11.01 08:30:00	0:15:00	48,049.61	12,012.40	15,449.99	3,862.50	21,531.09	5,382.77
305	11.01 08:45:00	0:15:00	33,432.35	8,358.09	18,820.34	4,705.09	32,777.99	8,194.50
305	11.01 09:00:00	0:15:00	23,158.64	5,789.66	21,587.22	5,396.81	40,284.82	10,071.21
305	11.01 09:15:00	0:15:00	15,886.81	3,971.70	23,853.67	5,963.42	45,290.21	11,322.55
305	11.01 09:30:00	0:15:00	11,844.13	2,961.03	25,218.52	6,304.63	47,968.03	11,992.01



# SCH CUM MAY2020 1450 OWENS E AND D FOR D 39 FT EXIST UPPER ONLY - Ballpark

DayNum	Date+Time	Duration	ExSF	ExSFHr	NewSF	NewSFHr	SunnySF	SunnySFHr
305	11.01 09:45:00	0:15:00	11,805.71	2,951.43	26,573.40	6,643.35	46,651.57	11,662.89
305	11.01 10:00:00	0:15:00	11,672.50	2,918.12	27,576.52	6,894.13	45,781.66	11,445.42
305	11.01 10:15:00	0:15:00	11,524.81	2,881.20	28,955.10	7,238.77	44,550.77	11,137.69
305	11.01 10:30:00	0:15:00	11,205.24	2,801.31	29,857.68	7,464.42	43,967.76	10,991.94
305	11.01 10:45:00	0:15:00	11,054.56	2,763.64	30,164.78	7,541.20	43,811.34	10,952.84
305	11.01 11:00:00	0:15:00	10,811.57	2,702.89	30,093.43	7,523.36	44,125.68	11,031.42
305	11.01 11:15:00	0:15:00	10,766.67	2,691.67	30,438.45	7,609.61	43,825.56	10,956.39
305	11.01 11:30:00	0:15:00	10,573.08	2,643.27	30,616.57	7,654.14	43,841.03	10,960.26
305	11.01 11:45:00	0:15:00	10,537.16	2,634.29	31,041.92	7,760.48	43,451.61	10,862.90
305	11.01 12:00:00	0:15:00	10,414.42	2,603.60	31,233.27	7,808.32	43,383.00	10,845.75
305	11.01 12:15:00	0:15:00	10,524.18	2,631.05	31,208.07	7,802.02	43,298.43	10,824.61
305	11.01 12:30:00	0:15:00	10,543.64	2,635.91	30,318.46	7,579.61	44,168.59	11,042.15
305	11.01 12:45:00	0:15:00	10,729.75	2,682.44	29,339.53	7,334.88	44,961.40	11,240.35
305	11.01 13:00:00	0:15:00	11,117.18	2,779.29	28,162.03	7,040.51	45,751.48	11,437.87
305	11.01 13:15:00	0:15:00	12,217.59	3,054.40	27,185.60	6,796.40	45,627.49	11,406.87
305	11.01 13:30:00	0:15:00	13,324.99	3,331.25	25,963.94	6,490.99	45,741.75	11,435.44
305	11.01 13:45:00	0:15:00	14,758.70	3,689.68	24,814.38	6,203.59	45,457.60	11,364.40
305	11.01 14:00:00	0:15:00	16,196.90	4,049.23	23,376.43	5,844.11	45,457.35	11,364.34
305	11.01 14:15:00	0:15:00	17,987.11	4,496.78	22,014.07	5,503.52	45,029.51	11,257.38
305	11.01 14:30:00	0:15:00	19,821.72	4,955.43	20,369.80	5,092.45	44,839.16	11,209.79
305	11.01 14:45:00	0:15:00	22,001.09	5,500.27	18,508.50	4,627.13	44,521.09	11,130.27
305	11.01 15:00:00	0:15:00	23,719.70	5,929.93	15,990.59	3,997.65	45,320.39	11,330.10
305	11.01 15:15:00	0:15:00	25,594.72	6,398.68	12,927.09	3,231.77	46,508.87	11,627.22
305	11.01 15:30:00	0:15:00	29,826.50	7,456.63	9,451.21	2,362.80	45,752.98	11,438.24
305	11.01 15:45:00	0:15:00	36,502.84	9,125.71	6,136.74	1,534.18	42,391.10	10,597.78
305	11.01 16:00:00	0:12:36	45,263.76	9,505.39	2,984.92	626.83	36,782.00	7,724.22
305	11.01 16:10:12	0:05:24	53,562.66	4,820.64	1,125.11	101.26	30,342.90	2,730.86
312	11.08 07:43:48	0:00:36	85,030.68	850.31	0.00	0.00	0.00	0.00
312	11.08 07:45:00	0:07:48	85,030.68	11,053.99	0.00	0.00	0.00	0.00
312	11.08 08:00:00	0:15:00	84,042.53	21,010.63	977.43	244.36	10.73	2.68
312	11.08 08:15:00	0:15:00	74,568.87	18,642.22	7,894.51	1,973.63	2,567.31	641.83
312	11.08 08:30:00	0:15:00	58,615.70	14,653.92	13,725.64	3,431.41	12,689.34	3,172.34
312	11.08 08:45:00	0:15:00	40,379.37	10,094.84	17,993.59	4,498.40	26,657.72	6,664.43
312	11.08 09:00:00	0:15:00	27,684.79	6,921.20	21,773.83	5,443.46	35,572.07	8,893.02
312	11.08 09:15:00	0:15:00	18,907.90	4,726.98	25,111.25	6,277.81	41,011.53	10,252.88
312	11.08 09:30:00	0:15:00	13,473.68	3,368.42	27,364.72	6,841.18	44,192.29	11,048.07
312	11.08 09:45:00	0:15:00	13,331.73	3,332.93	29,133.22	7,283.31	42,565.73	10,641.43
312	11.08 10:00:00	0:15:00	13,195.02	3,298.76	30,088.69	7,522.17	41,746.97	10,436.74
312	11.08 10:15:00	0:15:00	13,064.55	3,266.14	31,509.68	7,877.42	40,456.46	10,114.11
312	11.08 10:30:00	0:15:00	12,745.47	3,186.37	32,402.29	8,100.57	39,882.92	9,970.73
312	11.08 10:45:00	0:15:00	12,623.48	3,155.87	32,728.60	8,182.15	39,678.61	9,919.65
312	11.08 11:00:00	0:15:00	12,385.24	3,096.31	32,701.15	8,175.29	39,944.29	9,986.07
312	11.08 11:15:00	0:15:00	12,354.05	3,088.51	33,039.44	8,259.86	39,637.19	9,909.30
312	11.08 11:30:00	0:15:00	12,045.71	3,011.43	33,223.05	8,305.76	39,761.93	9,940.48
312	11.08 11:45:00	0:15:00	11,888.04	2,972.01	33,724.98	8,431.25	39,417.66	9,854.42
312	11.08 12:00:00	0:15:00	11,684.97	2,921.24	33,865.68	8,466.42	39,480.03	9,870.01
312	11.08 12:15:00	0:15:00	11,721.39	2,930.35	33,515.43	8,378.86	39,793.86	9,948.47
312	11.08 12:30:00	0:15:00	11,715.41	2,928.85	32,422.49	8,105.62	40,892.78	10,223.20
312	11.08 12:45:00	0:15:00	11,935.19	2,983.80	31,367.73	7,841.93	41,727.76	10,431.94
312	11.08 13:00:00	0:15:00	12,619.49	3,154.87	30,081.96	7,520.49	42,329.24	10,582.31
312	11.08 13:15:00	0:15:00	13,828.68	3,457.17	28,944.62	7,236.16	42,257.39	10,564.35
312	11.08 13:30:00	0:15:00	15,031.13	3,757.78	27,543.34	6,885.84	42,456.22	10,614.05
312	11.08 13:45:00	0:15:00	16,616.76	4,154.19	26,281.77	6,570.44	42,132.15	10,533.04
312	11.08 14:00:00	0:15:00	18,181.44	4,545.36	24,768.23	6,192.06	42,081.01	10,520.25
312	11.08 14:15:00	0:15:00	20,105.12	5,026.28	23,247.45	5,811.86	41,678.12	10,419.53
312	11.08 14:30:00	0:15:00	22,108.62	5,527.15	21,374.92	5,343.73	41,547.14	10,386.79
312	11.08 14:45:00	0:15:00	24,331.65	6,082.91	19,077.05	4,769.26	41,621.99	10,405.50
312	11.08 15:00:00	0:15:00	25,954.96	6,488.74	16,021.03	4,005.26	43,054.70	10,763.67
312	11.08 15:15:00	0:15:00	28,989.27	7,247.32	12,332.10	3,083.03	43,709.31	10,927.33



# SCH CUM MAY2020 1450 OWENS E AND D FOR D 39 FT EXIST UPPER ONLY - Ballpark

DayNum	Date+Time	Duration	ExSF	ExSFHr	NewSF	NewSFHr	SunnySF	SunnySFHr
312	11.08 15:30:00	0:15:00	34,365.12	8,591.28	8,674.60	2,168.65	41,990.95	10,497.74
312	11.08 15:45:00	0:15:00	42,212.73	10,553.18	5,107.42	1,276.86	37,710.53	9,427.63
312	11.08 16:00:00	0:09:00	52,702.99	7,905.45	1,793.45	269.02	30,534.25	4,580.14
312	11.08 16:03:00	0:01:48	55,343.89	1,660.32	1,288.52	38.66	28,398.28	851.95
319	11.15 07:51:00	0:04:48	85,030.68	6,802.46	0.00	0.00	0.00	0.00
319	11.15 08:00:00	0:12:00	84,643.75	16,928.75	386.93	77.39	0.00	0.00
319	11.15 08:15:00	0:15:00	78,471.84	19,617.96	4,998.40	1,249.60	1,560.44	390.11
319	11.15 08:30:00	0:15:00	65,809.44	16,452.36	10,457.57	2,614.39	8,763.67	2,190.92
319	11.15 08:45:00	0:15:00	48,131.68	12,032.92	15,859.62	3,964.90	21,039.38	5,259.85
319	11.15 09:00:00	0:15:00	32,426.49	8,106.62	20,793.65	5,198.41	31,810.54	7,952.64
319	11.15 09:15:00	0:15:00	22,385.53	5,596.38	25,046.64	6,261.66	37,598.52	9,399.63
319	11.15 09:30:00	0:15:00	15,776.29	3,944.07	28,278.03	7,069.51	40,976.35	10,244.09
319	11.15 09:45:00	0:15:00	14,942.81	3,735.70	30,539.24	7,634.81	39,548.63	9,887.16
319	11.15 10:00:00	0:15:00	14,768.18	3,692.05	32,117.39	8,029.35	38,145.11	9,536.28
319	11.15 10:15:00	0:15:00	14,645.19	3,661.30	33,943.52	8,485.88	36,441.97	9,110.49
319	11.15 10:30:00	0:15:00	14,271.74	3,567.93	35,006.76	8,751.69	35,752.18	8,938.05
319	11.15 10:45:00	0:15:00	14,179.18	3,544.80	35,456.31	8,864.08	35,395.19	8,848.80
319	11.15 11:00:00	0:15:00	13,967.63	3,491.91	35,309.37	8,827.34	35,753.68	8,938.42
319	11.15 11:15:00	0:15:00	13,938.44	3,484.61	35,605.49	8,901.37	35,486.75	8,871.69
319	11.15 11:30:00	0:15:00	13,503.86	3,375.97	35,685.57	8,921.39	35,841.24	8,960.31
319	11.15 11:45:00	0:15:00	13,304.54	3,326.13	36,183.77	9,045.94	35,542.38	8,885.59
319	11.15 12:00:00	0:15:00	13,041.34	3,260.34	36,045.81	9,011.45	35,943.53	8,985.88
319	11.15 12:15:00	0:15:00	13,077.02	3,269.26	35,605.00	8,901.25	36,348.67	9,087.17
319	11.15 12:30:00	0:15:00	13,014.40	3,253.60	34,392.82	8,598.20	37,623.47	9,405.87
319	11.15 12:45:00	0:15:00	13,204.50	3,301.13	33,404.66	8,351.17	38,421.52	9,605.38
319	11.15 13:00:00	0:15:00	14,087.13	3,521.78	31,905.09	7,976.27	39,038.46	9,759.62
319	11.15 13:15:00	0:15:00	15,344.96	3,836.24	30,728.59	7,682.15	38,957.14	9,739.28
319	11.15 13:30:00	0:15:00	16,693.60	4,173.40	29,171.89	7,292.97	39,165.20	9,791.30
319	11.15 13:45:00	0:15:00	18,338.61	4,584.65	27,811.02	6,952.76	38,881.05	9,720.26
319	11.15 14:00:00	0:15:00	19,971.65	4,992.91	26,130.09	6,532.52	38,928.95	9,732.24
319	11.15 14:15:00	0:15:00	22,064.46	5,516.12	24,425.20	6,106.30	38,541.02	9,635.26
319	11.15 14:30:00	0:15:00	24,202.18	6,050.54	22,226.12	5,556.53	38,602.39	9,650.60
319	11.15 14:45:00	0:15:00	26,396.52	6,599.13	19,402.60	4,850.65	39,231.55	9,807.89
319	11.15 15:00:00	0:15:00	28,222.40	7,055.60	15,874.09	3,968.52	40,934.19	10,233.55
319	11.15 15:15:00	0:15:00	32,455.42	8,113.86	11,838.65	2,959.66	40,736.61	10,184.15
319	11.15 15:30:00	0:15:00	38,580.93	9,645.23	7,973.34	1,993.34	38,476.41	9,619.10
319	11.15 15:45:00	0:13:48	47,504.51	10,926.04	4,130.49	950.01	33,395.68	7,681.01
319	11.15 15:57:36	0:06:36	57,315.71	6,304.73	1,341.90	147.61	26,373.07	2,901.04
326	11.22 07:57:36	0:01:12	84,572.65	1,691.45	458.03	9.16	0.00	0.00
326	11.22 08:00:00	0:09:00	84,328.92	12,649.34	701.76	105.26	0.00	0.00
326	11.22 08:15:00	0:15:00	81,472.98	20,368.24	3,528.02	882.01	29.69	7.42
326	11.22 08:30:00	0:15:00	69,469.68	17,367.42	7,214.95	1,803.74	8,346.05	2,086.51
326	11.22 08:45:00	0:15:00	54,398.64	13,599.66	12,784.64	3,196.16	17,847.40	4,461.85
326	11.22 09:00:00	0:15:00	37,740.97	9,435.24	18,766.95	4,691.74	28,522.76	7,130.69
326	11.22 09:15:00	0:15:00	25,900.08	6,475.02	23,893.08	5,973.27	35,237.52	8,809.38
326	11.22 09:30:00	0:15:00	18,911.40	4,727.85	27,955.97	6,988.99	38,163.32	9,540.83
326	11.22 09:45:00	0:15:00	16,672.89	4,168.22	31,031.44	7,757.86	37,326.35	9,331.59
326	11.22 10:00:00	0:15:00	16,305.17	4,076.29	33,298.39	8,324.60	35,427.12	8,856.78
326	11.22 10:15:00	0:15:00	16,190.92	4,047.73	35,462.05	8,865.51	33,377.72	8,344.43
326	11.22 10:30:00	0:15:00	15,800.99	3,950.25	36,833.39	9,208.35	32,396.30	8,099.08
326	11.22 10:45:00	0:15:00	15,720.16	3,930.04	37,671.11	9,417.78	31,639.41	7,909.85
326	11.22 11:00:00	0:15:00	15,478.68	3,869.67	37,817.55	9,454.39	31,734.45	7,933.61
326	11.22 11:15:00	0:15:00	15,404.83	3,851.21	38,064.53	9,516.13	31,561.32	7,890.33
326	11.22 11:30:00	0:15:00	14,884.69	3,721.17	38,088.23	9,522.06	32,057.77	8,014.44
326	11.22 11:45:00	0:15:00	14,627.23	3,656.81	38,521.56	9,630.39	31,881.89	7,970.47
326	11.22 12:00:00	0:15:00	14,291.94	3,572.99	38,275.58	9,568.90	32,463.16	8,115.79
326	11.22 12:15:00	0:15:00	14,321.38	3,580.35	37,683.34	9,420.83	33,025.96	8,256.49
326	11.22 12:30:00	0:15:00	14,217.60	3,554.40	36,241.40	9,060.35	34,571.69	8,642.92
326	11.22 12:45:00	0:15:00	14,429.15	3,607.29	35,216.32	8,804.08	35,385.21	8,846.30





## SCH CUM MAY2020 1450 OWENS E AND D FOR D 39 FT EXIST UPPER ONLY - Ballpark

DayNum	Date+Time	Duration	ExSF	ExSFHr	NewSF	NewSFHr	SunnySF	SunnySFHr
326	11.22 13:00:00	0:15:00	15,371.65	3,842.91	33,678.33	8,419.58	35,980.70	8,995.18
326	11.22 13:15:00	0:15:00	16,686.12	4,171.53	32,372.60	8,093.15	35,971.97	8,992.99
326	11.22 13:30:00	0:15:00	18,076.92	4,519.23	30,736.32	7,684.08	36,217.45	9,054.36
326	11.22 13:45:00	0:15:00	19,831.94	4,957.99	29,216.54	7,304.14	35,982.20	8,995.55
326	11.22 14:00:00	0:15:00	21,537.33	5,384.33	27,395.16	6,848.79	36,098.20	9,024.55
326	11.22 14:15:00	0:15:00	23,736.91	5,934.23	25,453.52	6,363.38	35,840.25	8,960.06
326	11.22 14:30:00	0:15:00	26,017.83	6,504.46	22,918.90	5,729.72	36,093.96	9,023.49
326	11.22 14:45:00	0:15:00	28,125.11	7,031.28	19,628.87	4,907.22	37,276.70	9,319.18
326	11.22 15:00:00	0:15:00	30,361.61	7,590.40	15,753.34	3,938.34	38,915.72	9,728.93
326	11.22 15:15:00	0:15:00	35,380.47	8,845.12	11,504.10	2,876.03	38,146.11	9,536.53
326	11.22 15:30:00	0:15:00	42,232.19	10,558.05	7,381.10	1,845.27	35,417.39	8,854.35
326	11.22 15:45:00	0:12:00	51,721.57	10,344.31	3,420.00	684.00	29,889.12	5,977.82
326	11.22 15:54:00	0:04:48	58,849.45	4,707.96	1,405.77	112.46	24,775.46	1,982.04
333	11.29 08:04:12	0:05:24	83,800.04	7,542.00	1,230.64	110.76	0.00	0.00
333	11.29 08:15:00	0:12:36	81,764.86	17,170.62	3,140.34	659.47	125.48	26.35
333	11.29 08:30:00	0:15:00	73,221.47	18,305.37	4,235.52	1,058.88	7,573.69	1,893.42
333	11.29 08:45:00	0:15:00	59,552.96	14,888.24	9,211.72	2,302.93	16,266.01	4,066.50
333	11.29 09:00:00	0:15:00	43,268.99	10,817.25	16,000.82	4,000.21	25,760.87	6,440.22
333	11.29 09:15:00	0:15:00	29,870.91	7,467.73	21,826.96	5,456.74	33,332.81	8,333.20
333	11.29 09:30:00	0:15:00	21,875.86	5,468.97	26,786.70	6,696.67	36,368.13	9,092.03
333	11.29 09:45:00	0:15:00	18,375.28	4,593.82	30,613.83	7,653.46	36,041.57	9,010.39
333	11.29 10:00:00	0:15:00	17,866.11	4,466.53	33,598.50	8,399.63	33,566.07	8,391.52
333	11.29 10:15:00	0:15:00	17,680.76	4,420.19	36,290.29	9,072.57	31,059.63	7,764.91
333	11.29 10:30:00	0:15:00	17,236.45	4,309.11	38,129.14	9,532.29	29,665.09	7,416.27
333	11.29 10:45:00	0:15:00	17,131.92	4,282.98	39,188.90	9,797.22	28,709.87	7,177.47
333	11.29 11:00:00	0:15:00	16,867.73	4,216.93	39,593.79	9,898.45	28,569.17	7,142.29
333	11.29 11:15:00	0:15:00	16,702.58	4,175.65	40,019.38	10,004.85	28,308.72	7,077.18
333	11.29 11:30:00	0:15:00	16,107.09	4,026.77	39,972.98	9,993.25	28,950.61	7,237.65
333	11.29 11:45:00	0:15:00	15,818.95	3,954.74	40,365.65	10,091.41	28,846.08	7,211.52
333	11.29 12:00:00	0:15:00	15,480.17	3,870.04	40,236.17	10,059.04	29,314.34	7,328.58
333	11.29 12:15:00	0:15:00	15,425.79	3,856.45	39,461.07	9,865.27	30,143.83	7,535.96
333	11.29 12:30:00	0:15:00	15,284.59	3,821.15	37,975.72	9,493.93	31,770.38	7,942.59
333	11.29 12:45:00	0:15:00	15,545.04	3,886.26	36,731.36	9,182.84	32,754.29	8,188.57
333	11.29 13:00:00	0:15:00	16,468.83	4,117.21	35,187.13	8,796.78	33,374.73	8,343.68
333	11.29 13:15:00	0:15:00	17,761.34	4,440.33	33,843.73	8,460.93	33,425.62	8,356.40
333	11.29 13:30:00	0:15:00	19,237.45	4,809.36	32,119.39	8,029.85	33,673.84	8,418.46
333	11.29 13:45:00	0:15:00	20,981.01	5,245.25	30,469.14	7,617.28	33,580.54	8,395.14
333	11.29 14:00:00	0:15:00	22,791.92	5,697.98	28,482.10	7,120.53	33,756.67	8,439.17
333	11.29 14:15:00	0:15:00	25,042.15	6,260.54	26,349.12	6,587.28	33,639.41	8,409.85
333	11.29 14:30:00	0:15:00	27,365.47	6,841.37	23,554.05	5,888.51	34,111.16	8,527.79
333	11.29 14:45:00	0:15:00	29,457.78	7,364.45	19,969.65	4,992.41	35,603.25	8,900.81
333	11.29 15:00:00	0:15:00	32,161.80	8,040.45	15,789.02	3,947.25	37,079.87	9,269.97
333	11.29 15:15:00	0:15:00	37,523.43	9,380.86	11,399.83	2,849.96	36,107.43	9,026.86
333	11.29 15:30:00	0:15:00	44,663.54	11,165.88	7,163.56	1,790.89	33,203.59	8,300.90
333	11.29 15:45:00	0:10:48	54,869.89	9,876.58	2,889.12	520.04	27,271.67	4,908.90
333	11.29 15:51:36	0:03:00	60,299.88	3,014.99	1,424.98	71.25	23,305.83	1,165.29
340	12.06 08:10:12	0:02:24	83,241.48	3,329.66	1,789.21	71.57	0.00	0.00
340	12.06 08:15:00	0:10:12	82,064.47	13,950.96	2,583.02	439.11	383.19	65.14
340	12.06 08:30:00	0:15:00	75,483.93	18,870.98	2,765.39	691.35	6,781.37	1,695.34
340	12.06 08:45:00	0:15:00	63,631.06	15,907.77	5,886.27	1,471.57	15,513.35	3,878.34
340	12.06 09:00:00	0:15:00	48,207.52	12,051.88	13,147.12	3,286.78	23,676.04	5,919.01
340	12.06 09:15:00	0:15:00	34,073.74	8,518.44	19,532.83	4,883.21	31,424.11	7,856.03
340	12.06 09:30:00	0:15:00	25,311.57	6,327.89	25,012.46	6,253.11	34,706.65	8,676.66
340	12.06 09:45:00	0:15:00	20,135.30	5,033.83	29,541.10	7,385.28	35,354.28	8,838.57
340	12.06 10:00:00	0:15:00	19,228.72	4,807.18	33,268.95	8,317.24	32,533.01	8,133.25
340	12.06 10:15:00	0:15:00	18,992.97	4,748.24	36,373.62	9,093.40	29,664.09	7,416.02
340	12.06 10:30:00	0:15:00	18,420.94	4,605.23	38,706.42	9,676.61	27,903.33	6,975.83
340	12.06 10:45:00	0:15:00	18,305.43	4,576.36	40,046.58	10,011.64	26,678.67	6,669.67
340	12.06 11:00:00	0:15:00	17,980.12	4,495.03	40,726.63	10,181.66	26,323.93	6,580.98



## SCH CUM MAY2020 1450 OWENS E AND D FOR D 39 FT EXIST UPPER ONLY - Ballpark

DayNum	Date+Time	Duration	ExSF	ExSFHr	NewSF	NewSFHr	SunnySF	SunnySFHr
340	12.06 11:15:00	0:15:00	17,793.52	4,448.38	41,421.91	10,355.48	25,815.26	6,453.81
340	12.06 11:30:00	0:15:00	17,158.86	4,289.72	41,548.39	10,387.10	26,323.43	6,580.86
340	12.06 11:45:00	0:15:00	16,760.46	4,190.11	41,941.56	10,485.39	26,328.67	6,582.17
340	12.06 12:00:00	0:15:00	16,319.89	4,079.97	41,670.13	10,417.53	27,040.66	6,760.16
340	12.06 12:15:00	0:15:00	16,263.76	4,065.94	40,834.41	10,208.60	27,932.52	6,983.13
340	12.06 12:30:00	0:15:00	16,095.37	4,023.84	39,373.00	9,843.25	29,562.31	7,390.58
340	12.06 12:45:00	0:15:00	16,309.91	4,077.48	38,030.85	9,507.71	30,689.92	7,672.48
340	12.06 13:00:00	0:15:00	17,236.20	4,309.05	36,430.25	9,107.56	31,364.24	7,841.06
340	12.06 13:15:00	0:15:00	18,500.27	4,625.07	35,069.13	8,767.28	31,461.28	7,865.32
340	12.06 13:30:00	0:15:00	19,926.99	4,981.75	33,265.21	8,316.30	31,838.48	7,959.62
340	12.06 13:45:00	0:15:00	21,750.63	5,437.66	31,511.68	7,877.92	31,768.38	7,942.10
340	12.06 14:00:00	0:15:00	23,607.69	5,901.92	29,422.86	7,355.71	32,000.14	8,000.04
340	12.06 14:15:00	0:15:00	25,855.42	6,463.86	27,170.63	6,792.66	32,004.63	8,001.16
340	12.06 14:30:00	0:15:00	28,170.26	7,042.57	24,113.61	6,028.40	32,746.81	8,186.70
340	12.06 14:45:00	0:15:00	30,336.42	7,584.10	20,400.49	5,100.12	34,293.78	8,573.44
340	12.06 15:00:00	0:15:00	33,267.70	8,316.93	16,063.19	4,015.80	35,699.79	8,924.95
340	12.06 15:15:00	0:15:00	38,752.82	9,688.21	11,601.40	2,900.35	34,676.46	8,669.12
340	12.06 15:30:00	0:15:00	46,028.89	11,507.22	7,227.67	1,806.92	31,774.12	7,943.53
340	12.06 15:45:00	0:10:12	56,368.46	9,582.64	2,775.12	471.77	25,887.10	4,400.81
340	12.06 15:51:00	0:03:00	61,294.02	3,064.70	1,458.66	72.93	22,278.01	1,113.90
347	12.13 08:15:36	0:07:12	82,812.89	9,937.55	2,078.34	249.40	139.45	16.74
347	12.13 08:30:00	0:15:00	76,322.40	19,080.60	2,532.63	633.16	6,175.65	1,543.91
347	12.13 08:45:00	0:15:00	67,495.87	16,873.97	3,441.45	860.36	14,093.36	3,523.34
347	12.13 09:00:00	0:15:00	52,708.97	13,177.24	10,343.82	2,585.95	21,977.89	5,494.47
347	12.13 09:15:00	0:15:00	38,139.37	9,534.84	17,254.16	4,313.54	29,637.15	7,409.29
347	12.13 09:30:00	0:15:00	28,259.57	7,064.89	23,199.55	5,799.89	33,571.56	8,392.89
347	12.13 09:45:00	0:15:00	22,370.06	5,592.52	28,104.40	7,026.10	34,556.22	8,639.06
347	12.13 10:00:00	0:15:00	20,309.18	5,077.30	32,463.16	8,115.79	32,258.34	8,064.59
347	12.13 10:15:00	0:15:00	20,025.53	5,006.38	35,941.78	8,985.45	29,063.37	7,265.84
347	12.13 10:30:00	0:15:00	19,277.12	4,819.28	38,711.41	9,677.85	27,042.15	6,760.54
347	12.13 10:45:00	0:15:00	19,126.94	4,781.74	40,347.19	10,086.80	25,556.55	6,389.14
347	12.13 11:00:00	0:15:00	18,790.65	4,697.66	41,318.88	10,329.72	24,921.15	6,230.29
347	12.13 11:15:00	0:15:00	18,571.62	4,642.90	42,082.51	10,520.63	24,376.56	6,094.14
347	12.13 11:30:00	0:15:00	17,879.34	4,469.83	42,423.79	10,605.95	24,727.56	6,181.89
347	12.13 11:45:00	0:15:00	17,443.01	4,360.75	42,881.81	10,720.45	24,705.86	6,176.47
347	12.13 12:00:00	0:15:00	16,918.87	4,229.72	42,678.74	10,669.69	25,433.07	6,358.27
347	12.13 12:15:00	0:15:00	16,837.54	4,209.39	41,953.53	10,488.38	26,239.61	6,559.90
347	12.13 12:30:00	0:15:00	16,620.26	4,155.06	40,468.43	10,117.11	27,942.00	6,985.50
347	12.13 12:45:00	0:15:00	16,748.48	4,187.12	39,029.98	9,757.50	29,252.22	7,313.05
347	12.13 13:00:00	0:15:00	17,575.48	4,393.87	37,401.69	9,350.42	30,053.52	7,513.38
347	12.13 13:15:00	0:15:00	18,855.76	4,713.94	36,011.88	9,002.97	30,163.04	7,540.76
347	12.13 13:30:00	0:15:00	20,269.27	5,067.32	34,160.81	8,540.20	30,600.61	7,650.15
347	12.13 13:45:00	0:15:00	22,045.75	5,511.44	32,355.89	8,088.97	30,629.05	7,657.26
347	12.13 14:00:00	0:15:00	23,851.67	5,962.92	30,217.42	7,554.36	30,961.59	7,740.40
347	12.13 14:15:00	0:15:00	26,175.24	6,543.81	27,905.82	6,976.46	30,949.62	7,737.40
347	12.13 14:30:00	0:15:00	28,496.07	7,124.02	24,735.55	6,183.89	31,799.07	7,949.77
347	12.13 14:45:00	0:15:00	30,715.36	7,678.84	20,993.98	5,248.50	33,321.34	8,330.33
347	12.13 15:00:00	0:15:00	33,502.20	8,375.55	16,682.37	4,170.59	34,846.10	8,711.53
347	12.13 15:15:00	0:15:00	38,914.98	9,728.74	12,165.45	3,041.36	33,950.25	8,487.56
347	12.13 15:30:00	0:15:00	45,993.71	11,498.43	7,718.13	1,929.53	31,318.83	7,829.71
347	12.13 15:45:00	0:10:48	56,149.68	10,106.94	3,146.33	566.34	25,734.68	4,632.24
347	12.13 15:52:11	0:03:36	62,148.96	3,728.94	1,444.69	86.68	21,437.04	1,286.22
354	12.20 08:19:48	0:04:48	82,214.40	6,577.15	2,017.22	161.38	799.06	63.92
354	12.20 08:30:00	0:12:36	77,566.51	16,288.97	2,420.87	508.38	5,043.31	1,059.09
354	12.20 08:45:00	0:15:00	70,423.91	17,605.98	2,397.42	599.35	12,209.36	3,052.34
354	12.20 09:00:00	0:15:00	56,546.34	14,136.58	7,987.31	1,996.83	20,497.03	5,124.26
354	12.20 09:15:00	0:15:00	41,729.51	10,432.38	15,315.77	3,828.94	27,985.40	6,996.35
354	12.20 09:30:00	0:15:00	30,549.47	7,637.37	21,640.36	5,410.09	32,840.86	8,210.21
354	12.20 09:45:00	0:15:00	24,125.59	6,031.40	26,796.43	6,699.11	34,108.67	8,527.17



## SCH CUM MAY2020 1450 OWENS E AND D FOR D 39 FT EXIST UPPER ONLY - Ballpark

DayNum	Date+Time	Duration	ExSF	ExSFHr	NewSF	NewSFHr	SunnySF	SunnySFHr
354	12.20 10:00:00	0:15:00	20,906.91	5,226.73	31,467.77	7,866.94	32,656.00	8,164.00
354	12.20 10:15:00	0:15:00	20,484.56	5,121.14	35,239.27	8,809.82	29,306.85	7,326.71
354	12.20 10:30:00	0:15:00	19,760.60	4,940.15	38,282.32	9,570.58	26,987.77	6,746.94
354	12.20 10:45:00	0:15:00	19,462.23	4,865.56	40,206.24	10,051.56	25,362.22	6,340.55
354	12.20 11:00:00	0:15:00	19,165.86	4,791.46	41,413.93	10,353.48	24,450.90	6,112.73
354	12.20 11:15:00	0:15:00	18,932.10	4,733.03	42,260.88	10,565.22	23,837.70	5,959.43
354	12.20 11:30:00	0:15:00	18,275.25	4,568.81	42,676.25	10,669.06	24,079.19	6,019.80
354	12.20 11:45:00	0:15:00	17,780.54	4,445.14	43,206.63	10,801.66	24,043.51	6,010.88
354	12.20 12:00:00	0:15:00	17,208.26	4,302.06	43,107.59	10,776.90	24,714.84	6,178.71
354	12.20 12:15:00	0:15:00	17,083.02	4,270.76	42,527.07	10,631.77	25,420.59	6,355.15
354	12.20 12:30:00	0:15:00	16,854.01	4,213.50	41,010.78	10,252.70	27,165.89	6,791.47
354	12.20 12:45:00	0:15:00	16,918.12	4,229.53	39,648.67	9,912.17	28,463.89	7,115.97
354	12.20 13:00:00	0:15:00	17,632.86	4,408.21	38,000.91	9,500.23	29,396.91	7,349.23
354	12.20 13:15:00	0:15:00	18,816.60	4,704.15	36,595.15	9,148.79	29,618.94	7,404.74
354	12.20 13:30:00	0:15:00	20,155.51	5,038.88	34,778.50	8,694.62	30,096.68	7,524.17
354	12.20 13:45:00	0:15:00	21,936.98	5,484.25	32,961.60	8,240.40	30,132.10	7,533.03
354	12.20 14:00:00	0:15:00	23,722.44	5,930.61	30,850.08	7,712.52	30,458.16	7,614.54
354	12.20 14:15:00	0:15:00	25,935.75	6,483.94	28,569.91	7,142.48	30,525.02	7,631.25
354	12.20 14:30:00	0:15:00	28,255.33	7,063.83	25,482.71	6,370.68	31,292.64	7,823.16
354	12.20 14:45:00	0:15:00	30,605.85	7,651.46	21,796.53	5,449.13	32,628.31	8,157.08
354	12.20 15:00:00	0:15:00	33,061.39	8,265.35	17,525.59	4,381.40	34,443.71	8,610.93
354	12.20 15:15:00	0:15:00	38,114.17	9,528.54	13,043.09	3,260.77	33,873.42	8,468.35
354	12.20 15:30:00	0:15:00	44,798.50	11,199.63	8,561.59	2,140.40	31,670.59	7,917.65
354	12.20 15:45:00	0:12:36	54,603.71	11,466.78	3,887.76	816.43	26,539.22	5,573.24
354	12.20 15:54:36	0:04:48	62,219.56	4,977.56	1,490.34	119.23	21,320.79	1,705.66
			16,687,086.38	3,526,666.72	12,548,935.85	3,131,191.92	68,209,138.68	16,779,148.08



1450 Owens Street UPDATED  
Cumulative Scenario  
Exhibit B.10  
Quantitative Results  
Mission Commons



## SCH CUM MAY2020 1450 OWENS E AND D FOR D 39 FT EXIST UPPER ONLY - Mission Commons

### Summary of Results

FastCast Annualized Net New Shadow	11,306.21 Sq ft hrs
Theoretical Annual Available Sunlight (TAAS), based on City's TAAS Factor	1,037,005,152.82 Sq ft hrs
<b>Annual Shadow Increase as a Percentage of TAAS</b>	<b>0.00109%</b>

Mission Commons Park Area

278,659.95 GIS

### SCH CUM MAY2020 1450 OWENS E AND D FOR D 39 FT EXIST UPPER ONLY - Mission Commons

Date+Time	Date	Mirror Date	Duration	Total Duration	ExSF	ExSFHr	NewSF	NewSFHr	NewSFHr/Day
10.25 16:00:00	25-Oct	15-Feb	0:15:00		198,227.69	49,556.92	0.25	0.06	
10.25 16:18:00			0:01:48	0:16:48	245,794.81	7,373.84	0.25	0.01	0.07
11.01 16:00:00	1-Nov	8-Feb	0:12:36		246,621.07	51,790.42	4.74	1.00	
11.01 16:10:12			0:05:24	0:18:00	261,899.57	23,570.96	9.98	0.90	1.89
11.08 15:30:00	8-Nov	1-Feb	0:15:00		231,753.44	57,938.36	0.50	0.13	
11.08 15:45:00			0:15:00		249,314.63	62,328.66	13.47	3.37	
11.08 16:00:00			0:09:00		264,687.94	39,703.19	24.45	3.67	
11.08 16:03:00			0:01:48	0:40:48	267,048.96	8,011.47	28.44	0.85	8.01
11.15 15:15:00	15-Nov	25-Jan	0:15:00		235,416.46	58,854.12	1.50	0.37	
11.15 15:30:00			0:15:00		247,694.55	61,923.64	8.48	2.12	
11.15 15:45:00			0:13:48		260,907.92	60,008.82	39.42	9.07	
11.15 15:57:36			0:06:36	0:50:24	270,724.20	29,779.66	268.68	29.56	41.12
11.22 15:15:00	22-Nov	18-Jan	0:15:00		248,493.86	62,123.47	2.00	0.50	
11.22 15:30:00			0:15:00		256,197.11	64,049.28	15.47	3.87	
11.22 15:45:00			0:12:00		267,707.32	53,541.46	22.20	4.44	
11.22 15:54:00			0:04:48	0:46:48	272,428.36	21,794.27	954.49	76.36	85.17
11.29 15:00:00	29-Nov	11-Jan	0:15:00		243,277.62	60,819.41	1.00	0.25	
11.29 15:15:00			0:15:00		253,835.84	63,458.96	5.99	1.50	
11.29 15:30:00			0:15:00		260,614.54	65,153.63	31.18	7.80	
11.29 15:45:00			0:10:48		270,352.98	48,663.54	203.57	36.64	
11.29 15:51:36			0:03:00	0:58:48	273,592.90	13,679.65	1,770.51	88.53	134.71
12.06 15:00:00	6-Dec	4-Jan	0:15:00		247,504.20	61,876.05	1.00	0.25	
12.06 15:15:00			0:15:00		256,321.84	64,080.46	8.48	2.12	
12.06 15:30:00			0:15:00		263,030.69	65,757.67	29.19	7.30	
12.06 15:45:00			0:10:12		271,494.33	46,154.04	401.40	68.24	
12.06 15:51:00			0:03:00	0:58:12	274,308.39	13,715.42	2,406.92	120.35	198.25
12.13 15:00:00	13-Dec	27-Dec	0:15:00		248,322.97	62,080.74	0.75	0.19	
12.13 15:15:00			0:15:00		257,269.10	64,317.27	6.49	1.62	
12.13 15:30:00			0:15:00		263,393.67	65,848.42	35.68	8.92	
12.13 15:45:00			0:10:48		271,422.23	48,856.00	215.55	38.80	
12.13 15:52:11			0:03:36	0:59:24	274,851.49	16,491.09	2,329.83	139.79	189.32
12.20 15:00:00	20-Dec	No Mirror	0:15:00		247,505.70	61,876.43	0.75	0.19	
12.20 15:15:00			0:15:00		256,519.18	64,129.79	1.25	0.31	
12.20 15:30:00			0:15:00		262,166.26	65,541.57	11.98	2.99	
12.20 15:45:00			0:12:36		270,411.11	56,786.33	10.98	2.31	
12.20 15:54:36			0:04:48	1:02:24	274,909.37	21,992.75	2,163.44	173.08	178.87
			6:51:36			1,743,627.75	11,030.22	837.41	

0:45:44 Average Duration



## SCH CUM MAY2020 1450 OWENS E AND D FOR D 39 FT EXIST UPPER ONLY - Mission Commons

DayNum	Date+Time	Duration	ExSF	ExSFHr	NewSF	NewSFHr	SunnySF	SunnySFHr
172	06.21 06:46:48	0:06:36	184,749.38	20,322.43	0.00	0.00	93,910.57	10,330.16
172	06.21 07:00:00	0:13:48	147,581.07	33,943.65	0.00	0.00	131,078.89	30,148.15
172	06.21 07:15:00	0:15:00	107,551.54	26,887.89	0.00	0.00	171,108.42	42,777.10
172	06.21 07:30:00	0:15:00	62,469.67	15,617.42	0.00	0.00	216,190.28	54,047.57
172	06.21 07:45:00	0:15:00	29,821.32	7,455.33	0.00	0.00	248,838.64	62,209.66
172	06.21 08:00:00	0:15:00	12,833.42	3,208.36	0.00	0.00	265,826.54	66,456.63
172	06.21 08:15:00	0:15:00	5,011.92	1,252.98	0.00	0.00	273,648.03	68,412.01
172	06.21 08:30:00	0:15:00	2,324.59	581.15	0.00	0.00	276,335.36	69,083.84
172	06.21 08:45:00	0:15:00	2,124.77	531.19	0.00	0.00	276,535.19	69,133.80
172	06.21 09:00:00	0:15:00	1,983.07	495.77	0.00	0.00	276,676.89	69,169.22
172	06.21 09:15:00	0:15:00	1,911.72	477.93	0.00	0.00	276,748.24	69,187.06
172	06.21 09:30:00	0:15:00	1,866.56	466.64	0.00	0.00	276,793.39	69,198.35
172	06.21 09:45:00	0:15:00	1,821.66	455.41	0.00	0.00	276,838.30	69,209.58
172	06.21 10:00:00	0:15:00	1,775.00	443.75	0.00	0.00	276,884.95	69,221.24
172	06.21 10:15:00	0:15:00	1,735.34	433.83	0.00	0.00	276,924.62	69,231.15
172	06.21 10:30:00	0:15:00	1,696.42	424.11	0.00	0.00	276,963.53	69,240.88
172	06.21 10:45:00	0:15:00	1,657.00	414.25	0.00	0.00	277,002.95	69,250.74
172	06.21 11:00:00	0:15:00	1,616.09	404.02	0.00	0.00	277,043.87	69,260.97
172	06.21 11:15:00	0:15:00	1,579.42	394.85	0.00	0.00	277,080.54	69,270.13
172	06.21 11:30:00	0:15:00	1,536.51	384.13	0.00	0.00	277,123.45	69,280.86
172	06.21 11:45:00	0:15:00	1,496.34	374.09	0.00	0.00	277,163.61	69,290.90
172	06.21 12:00:00	0:15:00	1,447.45	361.86	0.00	0.00	277,212.51	69,303.13
172	06.21 12:15:00	0:15:00	1,407.03	351.76	0.00	0.00	277,252.92	69,313.23
172	06.21 12:30:00	0:15:00	1,356.89	339.22	0.00	0.00	277,303.07	69,325.77
172	06.21 12:45:00	0:15:00	1,314.23	328.56	0.00	0.00	277,345.73	69,336.43
172	06.21 13:00:00	0:15:00	1,261.84	315.46	0.00	0.00	277,398.12	69,349.53
172	06.21 13:15:00	0:15:00	1,283.29	320.82	0.00	0.00	277,376.66	69,344.17
172	06.21 13:30:00	0:15:00	1,288.78	322.20	0.00	0.00	277,371.17	69,342.79
172	06.21 13:45:00	0:15:00	1,326.70	331.68	0.00	0.00	277,333.25	69,333.31
172	06.21 14:00:00	0:15:00	1,356.64	339.16	0.00	0.00	277,303.32	69,325.83
172	06.21 14:15:00	0:15:00	1,390.82	347.70	0.00	0.00	277,269.14	69,317.29
172	06.21 14:30:00	0:15:00	1,417.26	354.32	0.00	0.00	277,242.70	69,310.67
172	06.21 14:45:00	0:15:00	1,456.43	364.11	0.00	0.00	277,203.53	69,300.88
172	06.21 15:00:00	0:15:00	1,487.11	371.78	0.00	0.00	277,172.84	69,293.21
172	06.21 15:15:00	0:15:00	1,520.04	380.01	0.00	0.00	277,139.91	69,284.98
172	06.21 15:30:00	0:15:00	1,550.48	387.62	0.00	0.00	277,109.48	69,277.37
172	06.21 15:45:00	0:15:00	1,582.66	395.67	0.00	0.00	277,077.29	69,269.32
172	06.21 16:00:00	0:15:00	1,609.10	402.28	0.00	0.00	277,050.85	69,262.71
172	06.21 16:15:00	0:15:00	1,637.54	409.39	0.00	0.00	277,022.41	69,255.60
172	06.21 16:30:00	0:15:00	1,682.45	420.61	0.00	0.00	276,977.51	69,244.38
172	06.21 16:45:00	0:15:00	1,782.49	445.62	0.00	0.00	276,877.47	69,219.37
172	06.21 17:00:00	0:15:00	1,921.94	480.49	0.00	0.00	276,738.01	69,184.50
172	06.21 17:15:00	0:15:00	2,070.38	517.60	0.00	0.00	276,589.57	69,147.39
172	06.21 17:30:00	0:15:00	3,900.02	975.01	0.00	0.00	274,759.93	68,689.98
172	06.21 17:45:00	0:15:00	12,110.19	3,027.55	0.00	0.00	266,549.76	66,637.44
172	06.21 18:00:00	0:15:00	25,284.64	6,321.16	0.00	0.00	253,375.31	63,343.83
172	06.21 18:15:00	0:15:00	45,222.82	11,305.70	0.00	0.00	233,437.14	58,359.28
172	06.21 18:30:00	0:15:00	75,508.16	18,877.04	0.00	0.00	203,151.80	50,787.95
172	06.21 18:45:00	0:15:00	115,383.51	28,845.88	0.00	0.00	163,276.44	40,819.11
172	06.21 19:00:00	0:15:00	155,277.32	38,819.33	0.00	0.00	123,382.63	30,845.66
172	06.21 19:15:00	0:18:00	194,538.72	58,361.62	0.00	0.00	84,121.23	25,236.37
172	06.21 19:36:00	0:10:48	254,598.98	45,827.82	0.00	0.00	24,060.98	4,330.98
179	06.28 06:48:35	0:06:00	183,308.92	18,330.89	0.00	0.00	95,351.03	9,535.10
179	06.28 07:00:00	0:13:12	151,675.68	33,368.65	0.00	0.00	126,984.28	27,936.54
179	06.28 07:15:00	0:15:00	112,088.96	28,022.24	0.00	0.00	166,570.99	41,642.75
179	06.28 07:30:00	0:15:00	65,354.59	16,338.65	0.00	0.00	213,305.37	53,326.34
179	06.28 07:45:00	0:15:00	32,048.62	8,012.16	0.00	0.00	246,611.34	61,652.83
179	06.28 08:00:00	0:15:00	13,668.41	3,417.10	0.00	0.00	264,991.55	66,247.89
179	06.28 08:15:00	0:15:00	5,312.54	1,328.14	0.00	0.00	273,347.42	68,336.85
179	06.28 08:30:00	0:15:00	2,348.79	587.20	0.00	0.00	276,311.16	69,077.79
179	06.28 08:45:00	0:15:00	2,144.97	536.24	0.00	0.00	276,514.98	69,128.75
179	06.28 09:00:00	0:15:00	1,996.29	499.07	0.00	0.00	276,663.67	69,165.92
179	06.28 09:15:00	0:15:00	1,924.19	481.05	0.00	0.00	276,735.77	69,183.94





## SCH CUM MAY2020 1450 OWENS E AND D FOR D 39 FT EXIST UPPER ONLY - Mission Commons

DayNum	Date+Time	Duration	ExSF	ExSFHr	NewSF	NewSFHr	SunnySF	SunnySFHr
179	06.28 09:30:00	0:15:00	1,879.04	469.76	0.00	0.00	276,780.92	69,195.23
179	06.28 09:45:00	0:15:00	1,832.88	458.22	0.00	0.00	276,827.07	69,206.77
179	06.28 10:00:00	0:15:00	1,783.24	445.81	0.00	0.00	276,876.72	69,219.18
179	06.28 10:15:00	0:15:00	1,745.32	436.33	0.00	0.00	276,914.64	69,228.66
179	06.28 10:30:00	0:15:00	1,705.15	426.29	0.00	0.00	276,954.80	69,238.70
179	06.28 10:45:00	0:15:00	1,664.99	416.25	0.00	0.00	276,994.97	69,248.74
179	06.28 11:00:00	0:15:00	1,623.32	405.83	0.00	0.00	277,036.63	69,259.16
179	06.28 11:15:00	0:15:00	1,588.15	397.04	0.00	0.00	277,071.81	69,267.95
179	06.28 11:30:00	0:15:00	1,546.24	386.56	0.00	0.00	277,113.72	69,278.43
179	06.28 11:45:00	0:15:00	1,504.33	376.08	0.00	0.00	277,155.63	69,288.91
179	06.28 12:00:00	0:15:00	1,455.68	363.92	0.00	0.00	277,204.28	69,301.07
179	06.28 12:15:00	0:15:00	1,413.77	353.44	0.00	0.00	277,246.19	69,311.55
179	06.28 12:30:00	0:15:00	1,364.62	341.16	0.00	0.00	277,295.33	69,323.83
179	06.28 12:45:00	0:15:00	1,321.96	330.49	0.00	0.00	277,337.99	69,334.50
179	06.28 13:00:00	0:15:00	1,268.57	317.14	0.00	0.00	277,391.38	69,347.85
179	06.28 13:15:00	0:15:00	1,281.55	320.39	0.00	0.00	277,378.41	69,344.60
179	06.28 13:30:00	0:15:00	1,287.28	321.82	0.00	0.00	277,372.67	69,343.17
179	06.28 13:45:00	0:15:00	1,328.70	332.17	0.00	0.00	277,331.26	69,332.82
179	06.28 14:00:00	0:15:00	1,355.14	338.79	0.00	0.00	277,304.81	69,326.20
179	06.28 14:15:00	0:15:00	1,391.56	347.89	0.00	0.00	277,268.39	69,317.10
179	06.28 14:30:00	0:15:00	1,418.26	354.56	0.00	0.00	277,241.70	69,310.42
179	06.28 14:45:00	0:15:00	1,455.43	363.86	0.00	0.00	277,204.53	69,301.13
179	06.28 15:00:00	0:15:00	1,486.86	371.72	0.00	0.00	277,173.09	69,293.27
179	06.28 15:15:00	0:15:00	1,522.04	380.51	0.00	0.00	277,137.92	69,284.48
179	06.28 15:30:00	0:15:00	1,550.48	387.62	0.00	0.00	277,109.48	69,277.37
179	06.28 15:45:00	0:15:00	1,584.66	396.16	0.00	0.00	277,075.30	69,268.83
179	06.28 16:00:00	0:15:00	1,612.10	403.03	0.00	0.00	277,047.86	69,261.96
179	06.28 16:15:00	0:15:00	1,639.79	409.95	0.00	0.00	277,020.17	69,255.04
179	06.28 16:30:00	0:15:00	1,674.47	418.62	0.00	0.00	276,985.49	69,246.37
179	06.28 16:45:00	0:15:00	1,768.52	442.13	0.00	0.00	276,891.44	69,222.86
179	06.28 17:00:00	0:15:00	1,908.47	477.12	0.00	0.00	276,751.48	69,187.87
179	06.28 17:15:00	0:15:00	2,053.92	513.48	0.00	0.00	276,606.04	69,151.51
179	06.28 17:30:00	0:15:00	3,240.41	810.10	0.00	0.00	275,419.54	68,854.89
179	06.28 17:45:00	0:15:00	10,714.64	2,678.66	0.00	0.00	267,945.32	66,986.33
179	06.28 18:00:00	0:15:00	23,320.04	5,830.01	0.00	0.00	255,339.92	63,834.98
179	06.28 18:15:00	0:15:00	42,198.20	10,549.55	0.00	0.00	236,461.75	59,115.44
179	06.28 18:30:00	0:15:00	71,315.51	17,828.88	0.00	0.00	207,344.45	51,836.11
179	06.28 18:45:00	0:15:00	110,535.49	27,633.87	0.00	0.00	168,124.46	42,031.12
179	06.28 19:00:00	0:15:00	151,696.63	37,924.16	0.00	0.00	126,963.32	31,740.83
179	06.28 19:15:00	0:18:00	190,512.22	57,153.67	0.00	0.00	88,147.74	26,444.32
179	06.28 19:36:36	0:10:48	254,196.08	45,755.29	0.00	0.00	24,463.88	4,403.50
186	07.05 06:52:12	0:03:36	178,124.61	10,687.48	0.00	0.00	100,535.34	6,032.12
186	07.05 07:00:00	0:11:24	155,273.08	29,501.89	0.00	0.00	123,386.87	23,443.51
186	07.05 07:15:00	0:15:00	116,162.87	29,040.72	0.00	0.00	162,497.09	40,624.27
186	07.05 07:30:00	0:15:00	66,451.02	16,612.76	0.00	0.00	212,208.93	53,052.23
186	07.05 07:45:00	0:15:00	33,052.50	8,263.13	0.00	0.00	245,607.45	61,401.86
186	07.05 08:00:00	0:15:00	13,779.67	3,444.92	0.00	0.00	264,880.28	66,220.07
186	07.05 08:15:00	0:15:00	5,044.85	1,261.21	0.00	0.00	273,615.10	68,403.78
186	07.05 08:30:00	0:15:00	2,371.00	592.75	0.00	0.00	276,288.96	69,072.24
186	07.05 08:45:00	0:15:00	2,159.44	539.86	0.00	0.00	276,500.51	69,125.13
186	07.05 09:00:00	0:15:00	2,018.49	504.62	0.00	0.00	276,641.46	69,160.37
186	07.05 09:15:00	0:15:00	1,948.14	487.04	0.00	0.00	276,711.82	69,177.95
186	07.05 09:30:00	0:15:00	1,899.24	474.81	0.00	0.00	276,760.71	69,190.18
186	07.05 09:45:00	0:15:00	1,853.34	463.34	0.00	0.00	276,806.62	69,201.65
186	07.05 10:00:00	0:15:00	1,804.44	451.11	0.00	0.00	276,855.51	69,213.88
186	07.05 10:15:00	0:15:00	1,765.28	441.32	0.00	0.00	276,894.68	69,223.67
186	07.05 10:30:00	0:15:00	1,723.11	430.78	0.00	0.00	276,936.84	69,234.21
186	07.05 10:45:00	0:15:00	1,682.20	420.55	0.00	0.00	276,977.75	69,244.44
186	07.05 11:00:00	0:15:00	1,640.54	410.14	0.00	0.00	277,019.42	69,254.85
186	07.05 11:15:00	0:15:00	1,605.36	401.34	0.00	0.00	277,054.59	69,263.65
186	07.05 11:30:00	0:15:00	1,560.71	390.18	0.00	0.00	277,099.25	69,274.81
186	07.05 11:45:00	0:15:00	1,519.79	379.95	0.00	0.00	277,140.16	69,285.04
186	07.05 12:00:00	0:15:00	1,471.15	367.79	0.00	0.00	277,188.81	69,297.20





## SCH CUM MAY2020 1450 OWENS E AND D FOR D 39 FT EXIST UPPER ONLY - Mission Commons

DayNum	Date+Time	Duration	ExSF	ExSFHr	NewSF	NewSFHr	SunnySF	SunnySFHr
186	07.05 12:15:00	0:15:00	1,428.74	357.18	0.00	0.00	277,231.22	69,307.81
186	07.05 12:30:00	0:15:00	1,378.34	344.59	0.00	0.00	277,281.61	69,320.40
186	07.05 12:45:00	0:15:00	1,334.19	333.55	0.00	0.00	277,325.77	69,331.44
186	07.05 13:00:00	0:15:00	1,280.80	320.20	0.00	0.00	277,379.16	69,344.79
186	07.05 13:15:00	0:15:00	1,294.27	323.57	0.00	0.00	277,365.69	69,341.42
186	07.05 13:30:00	0:15:00	1,293.77	323.44	0.00	0.00	277,366.19	69,341.55
186	07.05 13:45:00	0:15:00	1,335.43	333.86	0.00	0.00	277,324.52	69,331.13
186	07.05 14:00:00	0:15:00	1,358.38	339.60	0.00	0.00	277,301.57	69,325.39
186	07.05 14:15:00	0:15:00	1,398.80	349.70	0.00	0.00	277,261.16	69,315.29
186	07.05 14:30:00	0:15:00	1,426.49	356.62	0.00	0.00	277,233.47	69,308.37
186	07.05 14:45:00	0:15:00	1,467.40	366.85	0.00	0.00	277,192.55	69,298.14
186	07.05 15:00:00	0:15:00	1,494.85	373.71	0.00	0.00	277,165.11	69,291.28
186	07.05 15:15:00	0:15:00	1,531.27	382.82	0.00	0.00	277,128.69	69,282.17
186	07.05 15:30:00	0:15:00	1,560.21	390.05	0.00	0.00	277,099.75	69,274.94
186	07.05 15:45:00	0:15:00	1,594.39	398.60	0.00	0.00	277,065.57	69,266.39
186	07.05 16:00:00	0:15:00	1,623.32	405.83	0.00	0.00	277,036.63	69,259.16
186	07.05 16:15:00	0:15:00	1,652.76	413.19	0.00	0.00	277,007.19	69,251.80
186	07.05 16:30:00	0:15:00	1,678.46	419.62	0.00	0.00	276,981.50	69,245.37
186	07.05 16:45:00	0:15:00	1,760.04	440.01	0.00	0.00	276,899.92	69,224.98
186	07.05 17:00:00	0:15:00	1,893.75	473.44	0.00	0.00	276,766.20	69,191.55
186	07.05 17:15:00	0:15:00	2,034.96	508.74	0.00	0.00	276,625.00	69,156.25
186	07.05 17:30:00	0:15:00	2,402.68	600.67	0.00	0.00	276,257.28	69,064.32
186	07.05 17:45:00	0:15:00	8,766.50	2,191.63	0.00	0.00	269,893.45	67,473.36
186	07.05 18:00:00	0:15:00	20,675.62	5,168.91	0.00	0.00	257,984.34	64,496.08
186	07.05 18:15:00	0:15:00	38,581.58	9,645.40	0.00	0.00	240,078.37	60,019.59
186	07.05 18:30:00	0:15:00	66,787.56	16,696.89	0.00	0.00	211,872.39	52,968.10
186	07.05 18:45:00	0:15:00	105,070.03	26,267.51	0.00	0.00	173,589.93	43,397.48
186	07.05 19:00:00	0:15:00	147,708.05	36,927.01	0.00	0.00	130,951.91	32,737.98
186	07.05 19:15:00	0:18:00	187,135.84	56,140.75	0.00	0.00	91,524.11	27,457.23
186	07.05 19:36:00	0:10:48	252,109.98	45,379.80	0.00	0.00	26,549.97	4,779.00
193	07.12 06:56:24	0:01:48	169,509.54	5,085.29	0.00	0.00	109,150.41	3,274.51
193	07.12 07:00:00	0:09:00	159,558.04	23,933.71	0.00	0.00	119,101.91	17,865.29
193	07.12 07:15:00	0:15:00	119,316.96	29,829.24	0.00	0.00	159,343.00	39,835.75
193	07.12 07:30:00	0:15:00	67,272.04	16,818.01	0.00	0.00	211,387.92	52,846.98
193	07.12 07:45:00	0:15:00	32,289.86	8,072.47	0.00	0.00	246,370.10	61,592.52
193	07.12 08:00:00	0:15:00	13,099.36	3,274.84	0.00	0.00	265,560.60	66,390.15
193	07.12 08:15:00	0:15:00	4,319.14	1,079.78	0.00	0.00	274,340.82	68,585.21
193	07.12 08:30:00	0:15:00	2,388.96	597.24	0.00	0.00	276,271.00	69,067.75
193	07.12 08:45:00	0:15:00	2,171.42	542.85	0.00	0.00	276,488.54	69,122.13
193	07.12 09:00:00	0:15:00	2,049.68	512.42	0.00	0.00	276,610.28	69,152.57
193	07.12 09:15:00	0:15:00	1,989.05	497.26	0.00	0.00	276,670.90	69,167.73
193	07.12 09:30:00	0:15:00	1,932.67	483.17	0.00	0.00	276,727.28	69,181.82
193	07.12 09:45:00	0:15:00	1,884.27	471.07	0.00	0.00	276,775.68	69,193.92
193	07.12 10:00:00	0:15:00	1,836.38	459.09	0.00	0.00	276,823.58	69,205.90
193	07.12 10:15:00	0:15:00	1,795.21	448.80	0.00	0.00	276,864.74	69,216.19
193	07.12 10:30:00	0:15:00	1,748.06	437.02	0.00	0.00	276,911.89	69,227.97
193	07.12 10:45:00	0:15:00	1,708.15	427.04	0.00	0.00	276,951.81	69,237.95
193	07.12 11:00:00	0:15:00	1,667.23	416.81	0.00	0.00	276,992.72	69,248.18
193	07.12 11:15:00	0:15:00	1,629.81	407.45	0.00	0.00	277,030.14	69,257.54
193	07.12 11:30:00	0:15:00	1,584.16	396.04	0.00	0.00	277,075.80	69,268.95
193	07.12 11:45:00	0:15:00	1,542.50	385.62	0.00	0.00	277,117.46	69,279.37
193	07.12 12:00:00	0:15:00	1,491.10	372.78	0.00	0.00	277,168.85	69,292.21
193	07.12 12:15:00	0:15:00	1,447.94	361.99	0.00	0.00	277,212.01	69,303.00
193	07.12 12:30:00	0:15:00	1,397.05	349.26	0.00	0.00	277,262.90	69,315.73
193	07.12 12:45:00	0:15:00	1,355.89	338.97	0.00	0.00	277,304.07	69,326.02
193	07.12 13:00:00	0:15:00	1,300.26	325.06	0.00	0.00	277,359.70	69,339.93
193	07.12 13:15:00	0:15:00	1,296.02	324.00	0.00	0.00	277,363.94	69,340.99
193	07.12 13:30:00	0:15:00	1,308.99	327.25	0.00	0.00	277,350.97	69,337.74
193	07.12 13:45:00	0:15:00	1,349.40	337.35	0.00	0.00	277,310.55	69,327.64
193	07.12 14:00:00	0:15:00	1,375.85	343.96	0.00	0.00	277,284.11	69,321.03
193	07.12 14:15:00	0:15:00	1,413.27	353.32	0.00	0.00	277,246.69	69,311.67
193	07.12 14:30:00	0:15:00	1,442.71	360.68	0.00	0.00	277,217.25	69,304.31
193	07.12 14:45:00	0:15:00	1,482.37	370.59	0.00	0.00	277,177.58	69,294.40



## SCH CUM MAY2020 1450 OWENS E AND D FOR D 39 FT EXIST UPPER ONLY - Mission Commons

DayNum	Date+Time	Duration	ExSF	ExSFHr	NewSF	NewSFHr	SunnySF	SunnySFHr
193	07.12 15:00:00	0:15:00	1,513.31	378.33	0.00	0.00	277,146.65	69,286.66
193	07.12 15:15:00	0:15:00	1,551.23	387.81	0.00	0.00	277,108.73	69,277.18
193	07.12 15:30:00	0:15:00	1,580.66	395.17	0.00	0.00	277,079.29	69,269.82
193	07.12 15:45:00	0:15:00	1,613.84	403.46	0.00	0.00	277,046.11	69,261.53
193	07.12 16:00:00	0:15:00	1,642.53	410.63	0.00	0.00	277,017.42	69,254.36
193	07.12 16:15:00	0:15:00	1,676.96	419.24	0.00	0.00	276,982.99	69,245.75
193	07.12 16:30:00	0:15:00	1,701.66	425.42	0.00	0.00	276,958.30	69,239.57
193	07.12 16:45:00	0:15:00	1,756.79	439.20	0.00	0.00	276,903.16	69,225.79
193	07.12 17:00:00	0:15:00	1,867.56	466.89	0.00	0.00	276,792.40	69,198.10
193	07.12 17:15:00	0:15:00	2,026.22	506.56	0.00	0.00	276,633.73	69,158.43
193	07.12 17:30:00	0:15:00	2,196.62	549.15	0.00	0.00	276,463.34	69,115.84
193	07.12 17:45:00	0:15:00	6,381.53	1,595.38	0.00	0.00	272,278.42	68,069.61
193	07.12 18:00:00	0:15:00	17,335.67	4,333.92	0.00	0.00	261,324.29	65,331.07
193	07.12 18:15:00	0:15:00	34,422.86	8,605.72	0.00	0.00	244,237.10	61,059.27
193	07.12 18:30:00	0:15:00	61,294.90	15,323.73	0.00	0.00	217,365.05	54,341.26
193	07.12 18:45:00	0:15:00	99,144.78	24,786.20	0.00	0.00	179,515.18	44,878.79
193	07.12 19:00:00	0:15:00	144,138.33	36,034.58	0.00	0.00	134,521.62	33,630.41
193	07.12 19:15:00	0:16:48	185,048.75	51,813.65	0.00	0.00	93,611.21	26,211.14
193	07.12 19:33:36	0:09:00	247,479.25	37,121.89	0.00	0.00	31,180.70	4,677.11
200	07.19 07:01:11	0:07:48	159,483.95	20,732.91	0.00	0.00	119,176.01	15,492.88
200	07.19 07:16:11	0:14:24	117,734.80	28,256.35	0.00	0.00	160,925.16	38,622.04
200	07.19 07:30:00	0:14:24	66,474.22	15,953.81	0.00	0.00	212,185.73	50,924.58
200	07.19 07:45:00	0:15:00	28,386.10	7,096.52	0.00	0.00	250,273.86	62,568.46
200	07.19 08:00:00	0:15:00	11,568.84	2,892.21	0.00	0.00	267,091.12	66,772.78
200	07.19 08:15:00	0:15:00	3,233.68	808.42	0.00	0.00	275,426.28	68,856.57
200	07.19 08:30:00	0:15:00	2,405.42	601.36	0.00	0.00	276,254.53	69,063.63
200	07.19 08:45:00	0:15:00	2,204.85	551.21	0.00	0.00	276,455.11	69,113.78
200	07.19 09:00:00	0:15:00	2,101.32	525.33	0.00	0.00	276,558.64	69,139.66
200	07.19 09:15:00	0:15:00	2,045.18	511.30	0.00	0.00	276,614.77	69,153.69
200	07.19 09:30:00	0:15:00	1,984.31	496.08	0.00	0.00	276,675.64	69,168.91
200	07.19 09:45:00	0:15:00	1,928.93	482.23	0.00	0.00	276,731.03	69,182.76
200	07.19 10:00:00	0:15:00	1,880.28	470.07	0.00	0.00	276,779.67	69,194.92
200	07.19 10:15:00	0:15:00	1,832.88	458.22	0.00	0.00	276,827.07	69,206.77
200	07.19 10:30:00	0:15:00	1,784.73	446.18	0.00	0.00	276,875.22	69,218.81
200	07.19 10:45:00	0:15:00	1,745.82	436.45	0.00	0.00	276,914.14	69,228.54
200	07.19 11:00:00	0:15:00	1,698.67	424.67	0.00	0.00	276,961.29	69,240.32
200	07.19 11:15:00	0:15:00	1,660.25	415.06	0.00	0.00	276,999.71	69,249.93
200	07.19 11:30:00	0:15:00	1,613.10	403.27	0.00	0.00	277,046.86	69,261.72
200	07.19 11:45:00	0:15:00	1,569.69	392.42	0.00	0.00	277,090.27	69,272.57
200	07.19 12:00:00	0:15:00	1,519.04	379.76	0.00	0.00	277,140.91	69,285.23
200	07.19 12:15:00	0:15:00	1,477.63	369.41	0.00	0.00	277,182.32	69,295.58
200	07.19 12:30:00	0:15:00	1,426.24	356.56	0.00	0.00	277,233.71	69,308.43
200	07.19 12:45:00	0:15:00	1,383.33	345.83	0.00	0.00	277,276.62	69,319.16
200	07.19 13:00:00	0:15:00	1,326.95	331.74	0.00	0.00	277,333.01	69,333.25
200	07.19 13:15:00	0:15:00	1,303.50	325.88	0.00	0.00	277,356.46	69,339.11
200	07.19 13:30:00	0:15:00	1,334.19	333.55	0.00	0.00	277,325.77	69,331.44
200	07.19 13:45:00	0:15:00	1,372.60	343.15	0.00	0.00	277,287.35	69,321.84
200	07.19 14:00:00	0:15:00	1,400.79	350.20	0.00	0.00	277,259.16	69,314.79
200	07.19 14:15:00	0:15:00	1,439.96	359.99	0.00	0.00	277,219.99	69,305.00
200	07.19 14:30:00	0:15:00	1,466.41	366.60	0.00	0.00	277,193.55	69,298.39
200	07.19 14:45:00	0:15:00	1,506.07	376.52	0.00	0.00	277,153.88	69,288.47
200	07.19 15:00:00	0:15:00	1,539.00	384.75	0.00	0.00	277,120.95	69,280.24
200	07.19 15:15:00	0:15:00	1,577.17	394.29	0.00	0.00	277,082.78	69,270.70
200	07.19 15:30:00	0:15:00	1,609.60	402.40	0.00	0.00	277,050.35	69,262.59
200	07.19 15:45:00	0:15:00	1,646.78	411.69	0.00	0.00	277,013.18	69,253.30
200	07.19 16:00:00	0:15:00	1,674.72	418.68	0.00	0.00	276,985.24	69,246.31
200	07.19 16:15:00	0:15:00	1,711.39	427.85	0.00	0.00	276,948.57	69,237.14
200	07.19 16:30:00	0:15:00	1,740.08	435.02	0.00	0.00	276,919.88	69,229.97
200	07.19 16:45:00	0:15:00	1,771.51	442.88	0.00	0.00	276,888.44	69,222.11
200	07.19 17:00:00	0:15:00	1,862.57	465.64	0.00	0.00	276,797.39	69,199.35
200	07.19 17:15:00	0:15:00	2,013.75	503.44	0.00	0.00	276,646.20	69,161.55
200	07.19 17:30:00	0:15:00	2,184.39	546.10	0.00	0.00	276,475.56	69,118.89
200	07.19 17:45:00	0:15:00	3,874.82	968.71	0.00	0.00	274,785.13	68,696.28



## SCH CUM MAY2020 1450 OWENS E AND D FOR D 39 FT EXIST UPPER ONLY - Mission Commons

DayNum	Date+Time	Duration	ExSF	ExSFHr	NewSF	NewSFHr	SunnySF	SunnySFHr
200	07.19 18:00:00	0:15:00	13,495.02	3,373.76	0.00	0.00	265,164.93	66,291.23
200	07.19 18:15:00	0:15:00	29,983.73	7,495.93	0.00	0.00	248,676.23	62,169.06
200	07.19 18:30:00	0:15:00	55,282.34	13,820.59	0.00	0.00	223,377.62	55,844.40
200	07.19 18:45:00	0:15:00	93,300.86	23,325.22	0.00	0.00	185,359.09	46,339.77
200	07.19 19:00:00	0:15:00	140,977.75	35,244.44	0.00	0.00	137,682.20	34,420.55
200	07.19 19:15:00	0:15:00	184,243.20	46,060.80	0.00	0.00	94,416.76	23,604.19
200	07.19 19:30:00	0:07:48	238,032.94	30,944.28	0.00	0.00	40,627.02	5,281.51
207	07.26 07:07:12	0:03:36	148,016.40	8,880.98	0.00	0.00	130,643.56	7,838.61
207	07.26 07:15:00	0:11:24	123,976.88	23,555.61	0.00	0.00	154,683.08	29,389.79
207	07.26 07:30:00	0:15:00	63,036.48	15,759.12	0.00	0.00	215,623.48	53,905.87
207	07.26 07:45:00	0:15:00	22,868.49	5,717.12	0.00	0.00	255,791.46	63,947.87
207	07.26 08:00:00	0:15:00	8,879.76	2,219.94	0.00	0.00	269,780.19	67,445.05
207	07.26 08:15:00	0:15:00	2,698.31	674.58	0.00	0.00	275,961.65	68,990.41
207	07.26 08:30:00	0:15:00	2,421.39	605.35	0.00	0.00	276,238.56	69,059.64
207	07.26 08:45:00	0:15:00	2,266.22	566.55	0.00	0.00	276,393.74	69,098.43
207	07.26 09:00:00	0:15:00	2,179.90	544.98	0.00	0.00	276,480.06	69,120.01
207	07.26 09:15:00	0:15:00	2,108.80	527.20	0.00	0.00	276,551.16	69,137.79
207	07.26 09:30:00	0:15:00	2,041.44	510.36	0.00	0.00	276,618.51	69,154.63
207	07.26 09:45:00	0:15:00	1,986.81	496.70	0.00	0.00	276,673.15	69,168.29
207	07.26 10:00:00	0:15:00	1,930.43	482.61	0.00	0.00	276,729.53	69,182.38
207	07.26 10:15:00	0:15:00	1,882.28	470.57	0.00	0.00	276,777.68	69,194.42
207	07.26 10:30:00	0:15:00	1,832.88	458.22	0.00	0.00	276,827.07	69,206.77
207	07.26 10:45:00	0:15:00	1,788.98	447.24	0.00	0.00	276,870.98	69,217.75
207	07.26 11:00:00	0:15:00	1,738.83	434.71	0.00	0.00	276,921.12	69,230.28
207	07.26 11:15:00	0:15:00	1,695.92	423.98	0.00	0.00	276,964.03	69,241.01
207	07.26 11:30:00	0:15:00	1,651.52	412.88	0.00	0.00	277,008.44	69,252.11
207	07.26 11:45:00	0:15:00	1,607.86	401.96	0.00	0.00	277,052.10	69,263.02
207	07.26 12:00:00	0:15:00	1,555.97	388.99	0.00	0.00	277,103.99	69,276.00
207	07.26 12:15:00	0:15:00	1,512.56	378.14	0.00	0.00	277,147.40	69,286.85
207	07.26 12:30:00	0:15:00	1,459.42	364.86	0.00	0.00	277,200.53	69,300.13
207	07.26 12:45:00	0:15:00	1,414.02	353.50	0.00	0.00	277,245.94	69,311.49
207	07.26 13:00:00	0:15:00	1,359.13	339.78	0.00	0.00	277,300.82	69,325.21
207	07.26 13:15:00	0:15:00	1,340.67	335.17	0.00	0.00	277,319.28	69,329.82
207	07.26 13:30:00	0:15:00	1,364.37	341.09	0.00	0.00	277,295.58	69,323.90
207	07.26 13:45:00	0:15:00	1,404.04	351.01	0.00	0.00	277,255.92	69,313.98
207	07.26 14:00:00	0:15:00	1,432.73	358.18	0.00	0.00	277,227.23	69,306.81
207	07.26 14:15:00	0:15:00	1,475.39	368.85	0.00	0.00	277,184.57	69,296.14
207	07.26 14:30:00	0:15:00	1,502.33	375.58	0.00	0.00	277,157.63	69,289.41
207	07.26 14:45:00	0:15:00	1,542.99	385.75	0.00	0.00	277,116.96	69,279.24
207	07.26 15:00:00	0:15:00	1,574.93	393.73	0.00	0.00	277,085.03	69,271.26
207	07.26 15:15:00	0:15:00	1,612.10	403.03	0.00	0.00	277,047.86	69,261.96
207	07.26 15:30:00	0:15:00	1,648.52	412.13	0.00	0.00	277,011.43	69,252.86
207	07.26 15:45:00	0:15:00	1,686.44	421.61	0.00	0.00	276,973.51	69,243.38
207	07.26 16:00:00	0:15:00	1,715.63	428.91	0.00	0.00	276,944.33	69,236.08
207	07.26 16:15:00	0:15:00	1,752.05	438.01	0.00	0.00	276,907.90	69,226.98
207	07.26 16:30:00	0:15:00	1,785.73	446.43	0.00	0.00	276,874.22	69,218.56
207	07.26 16:45:00	0:15:00	1,825.15	456.29	0.00	0.00	276,834.81	69,208.70
207	07.26 17:00:00	0:15:00	1,873.30	468.32	0.00	0.00	276,786.66	69,196.66
207	07.26 17:15:00	0:15:00	2,000.03	500.01	0.00	0.00	276,659.93	69,164.98
207	07.26 17:30:00	0:15:00	2,186.89	546.72	0.00	0.00	276,473.07	69,118.27
207	07.26 17:45:00	0:15:00	2,388.96	597.24	0.00	0.00	276,271.00	69,067.75
207	07.26 18:00:00	0:15:00	9,375.47	2,343.87	0.00	0.00	269,284.49	67,321.12
207	07.26 18:15:00	0:15:00	24,564.66	6,141.17	0.00	0.00	254,095.29	63,523.82
207	07.26 18:30:00	0:15:00	48,635.62	12,158.90	0.00	0.00	230,024.34	57,506.09
207	07.26 18:45:00	0:15:00	87,073.75	21,768.44	0.00	0.00	191,586.20	47,896.55
207	07.26 19:00:00	0:15:00	138,340.07	34,585.02	0.00	0.00	140,319.89	35,079.97
207	07.26 19:15:00	0:12:36	184,403.86	38,724.81	0.00	0.00	94,256.10	19,793.78
207	07.26 19:25:12	0:05:24	222,746.95	20,047.23	0.00	0.00	55,913.01	5,032.17
214	08.02 07:12:36	0:01:12	131,012.03	2,620.24	0.00	0.00	147,647.92	2,952.96
214	08.02 07:15:00	0:09:00	122,128.78	18,319.32	0.00	0.00	156,531.18	23,479.68
214	08.02 07:30:00	0:15:00	55,921.74	13,980.44	0.00	0.00	222,738.21	55,684.55
214	08.02 07:45:00	0:15:00	17,672.46	4,418.11	0.00	0.00	260,987.50	65,246.87
214	08.02 08:00:00	0:15:00	5,193.79	1,298.45	0.00	0.00	273,466.17	68,366.54



## SCH CUM MAY2020 1450 OWENS E AND D FOR D 39 FT EXIST UPPER ONLY - Mission Commons

DayNum	Date+Time	Duration	ExSF	ExSFHr	NewSF	NewSFHr	SunnySF	SunnySFHr
214	08.02 08:15:00	0:15:00	2,716.52	679.13	0.00	0.00	275,943.44	68,985.86
214	08.02 08:30:00	0:15:00	2,487.00	621.75	0.00	0.00	276,172.95	69,043.24
214	08.02 08:45:00	0:15:00	2,360.77	590.19	0.00	0.00	276,299.19	69,074.80
214	08.02 09:00:00	0:15:00	2,266.22	566.55	0.00	0.00	276,393.74	69,098.43
214	08.02 09:15:00	0:15:00	2,185.64	546.41	0.00	0.00	276,474.32	69,118.58
214	08.02 09:30:00	0:15:00	2,115.04	528.76	0.00	0.00	276,544.92	69,136.23
214	08.02 09:45:00	0:15:00	2,051.17	512.79	0.00	0.00	276,608.78	69,152.20
214	08.02 10:00:00	0:15:00	1,993.54	498.39	0.00	0.00	276,666.41	69,166.60
214	08.02 10:15:00	0:15:00	1,938.91	484.73	0.00	0.00	276,721.05	69,180.26
214	08.02 10:30:00	0:15:00	1,884.02	471.01	0.00	0.00	276,775.93	69,193.98
214	08.02 10:45:00	0:15:00	1,837.62	459.41	0.00	0.00	276,822.33	69,205.58
214	08.02 11:00:00	0:15:00	1,789.47	447.37	0.00	0.00	276,870.48	69,217.62
214	08.02 11:15:00	0:15:00	1,745.82	436.45	0.00	0.00	276,914.14	69,228.54
214	08.02 11:30:00	0:15:00	1,696.92	424.23	0.00	0.00	276,963.04	69,240.76
214	08.02 11:45:00	0:15:00	1,650.52	412.63	0.00	0.00	277,009.44	69,252.36
214	08.02 12:00:00	0:15:00	1,594.14	398.53	0.00	0.00	277,065.82	69,266.46
214	08.02 12:15:00	0:15:00	1,547.98	387.00	0.00	0.00	277,111.97	69,277.99
214	08.02 12:30:00	0:15:00	1,493.35	373.34	0.00	0.00	277,166.61	69,291.65
214	08.02 12:45:00	0:15:00	1,448.69	362.17	0.00	0.00	277,211.26	69,302.82
214	08.02 13:00:00	0:15:00	1,390.57	347.64	0.00	0.00	277,269.39	69,317.35
214	08.02 13:15:00	0:15:00	1,369.61	342.40	0.00	0.00	277,290.35	69,322.59
214	08.02 13:30:00	0:15:00	1,400.05	350.01	0.00	0.00	277,259.91	69,314.98
214	08.02 13:45:00	0:15:00	1,441.71	360.43	0.00	0.00	277,218.25	69,304.56
214	08.02 14:00:00	0:15:00	1,473.64	368.41	0.00	0.00	277,186.31	69,296.58
214	08.02 14:15:00	0:15:00	1,514.30	378.58	0.00	0.00	277,145.65	69,286.41
214	08.02 14:30:00	0:15:00	1,543.99	386.00	0.00	0.00	277,115.96	69,278.99
214	08.02 14:45:00	0:15:00	1,587.65	396.91	0.00	0.00	277,072.31	69,268.08
214	08.02 15:00:00	0:15:00	1,619.83	404.96	0.00	0.00	277,040.12	69,260.03
214	08.02 15:15:00	0:15:00	1,659.50	414.88	0.00	0.00	277,000.46	69,250.11
214	08.02 15:30:00	0:15:00	1,696.67	424.17	0.00	0.00	276,963.29	69,240.82
214	08.02 15:45:00	0:15:00	1,732.84	433.21	0.00	0.00	276,927.11	69,231.78
214	08.02 16:00:00	0:15:00	1,767.52	441.88	0.00	0.00	276,892.43	69,223.11
214	08.02 16:15:00	0:15:00	1,811.18	452.79	0.00	0.00	276,848.78	69,212.19
214	08.02 16:30:00	0:15:00	1,845.86	461.46	0.00	0.00	276,814.10	69,203.53
214	08.02 16:45:00	0:15:00	1,888.02	472.00	0.00	0.00	276,771.94	69,192.99
214	08.02 17:00:00	0:15:00	1,931.42	482.86	0.00	0.00	276,728.53	69,182.13
214	08.02 17:15:00	0:15:00	2,011.26	502.81	0.00	0.00	276,648.70	69,162.18
214	08.02 17:30:00	0:15:00	2,178.65	544.66	0.00	0.00	276,481.30	69,120.33
214	08.02 17:45:00	0:15:00	2,397.94	599.49	0.00	0.00	276,262.02	69,065.50
214	08.02 18:00:00	0:15:00	5,416.07	1,354.02	0.00	0.00	273,243.88	68,310.97
214	08.02 18:15:00	0:15:00	18,866.94	4,716.73	0.00	0.00	259,793.02	64,948.26
214	08.02 18:30:00	0:15:00	41,672.06	10,418.02	0.00	0.00	236,987.89	59,246.97
214	08.02 18:45:00	0:15:00	81,300.19	20,325.05	0.00	0.00	197,359.77	49,339.94
214	08.02 19:00:00	0:15:00	136,014.97	34,003.74	0.00	0.00	142,644.98	35,661.25
214	08.02 19:15:00	0:09:00	185,064.96	27,759.75	0.00	0.00	93,594.99	14,039.25
214	08.02 19:18:36	0:01:48	199,220.34	5,976.61	0.00	0.00	79,439.61	2,383.19
221	08.09 07:19:12	0:05:24	96,216.46	8,659.48	0.00	0.00	182,443.50	16,419.92
221	08.09 07:30:00	0:12:36	44,856.59	9,419.88	0.00	0.00	233,803.36	49,098.71
221	08.09 07:45:00	0:15:00	11,998.43	2,999.61	0.00	0.00	266,661.52	66,665.38
221	08.09 08:00:00	0:15:00	3,141.87	785.47	0.00	0.00	275,518.09	68,879.52
221	08.09 08:15:00	0:15:00	2,793.85	698.46	0.00	0.00	275,866.10	68,966.53
221	08.09 08:30:00	0:15:00	2,610.24	652.56	0.00	0.00	276,049.71	69,012.43
221	08.09 08:45:00	0:15:00	2,481.26	620.32	0.00	0.00	276,178.69	69,044.67
221	08.09 09:00:00	0:15:00	2,371.00	592.75	0.00	0.00	276,288.96	69,072.24
221	08.09 09:15:00	0:15:00	2,281.69	570.42	0.00	0.00	276,378.27	69,094.57
221	08.09 09:30:00	0:15:00	2,198.11	549.53	0.00	0.00	276,461.84	69,115.46
221	08.09 09:45:00	0:15:00	2,130.26	532.56	0.00	0.00	276,529.70	69,132.43
221	08.09 10:00:00	0:15:00	2,061.90	515.48	0.00	0.00	276,598.06	69,149.51
221	08.09 10:15:00	0:15:00	2,005.77	501.44	0.00	0.00	276,654.19	69,163.55
221	08.09 10:30:00	0:15:00	1,946.64	486.66	0.00	0.00	276,713.31	69,178.33
221	08.09 10:45:00	0:15:00	1,898.24	474.56	0.00	0.00	276,761.71	69,190.43
221	08.09 11:00:00	0:15:00	1,842.11	460.53	0.00	0.00	276,817.84	69,204.46
221	08.09 11:15:00	0:15:00	1,795.21	448.80	0.00	0.00	276,864.74	69,216.19



## SCH CUM MAY2020 1450 OWENS E AND D FOR D 39 FT EXIST UPPER ONLY - Mission Commons

DayNum	Date+Time	Duration	ExSF	ExSFHr	NewSF	NewSFHr	SunnySF	SunnySFHr
221	08.09 11:30:00	0:15:00	1,744.07	436.02	0.00	0.00	276,915.89	69,228.97
221	08.09 11:45:00	0:15:00	1,699.41	424.85	0.00	0.00	276,960.54	69,240.14
221	08.09 12:00:00	0:15:00	1,642.78	410.70	0.00	0.00	277,017.17	69,254.29
221	08.09 12:15:00	0:15:00	1,595.38	398.85	0.00	0.00	277,064.57	69,266.14
221	08.09 12:30:00	0:15:00	1,540.25	385.06	0.00	0.00	277,119.71	69,279.93
221	08.09 12:45:00	0:15:00	1,492.35	373.09	0.00	0.00	277,167.60	69,291.90
221	08.09 13:00:00	0:15:00	1,433.97	358.49	0.00	0.00	277,225.98	69,306.50
221	08.09 13:15:00	0:15:00	1,428.49	357.12	0.00	0.00	277,231.47	69,307.87
221	08.09 13:30:00	0:15:00	1,453.43	363.36	0.00	0.00	277,206.52	69,301.63
221	08.09 13:45:00	0:15:00	1,492.10	373.03	0.00	0.00	277,167.85	69,291.96
221	08.09 14:00:00	0:15:00	1,519.79	379.95	0.00	0.00	277,140.16	69,285.04
221	08.09 14:15:00	0:15:00	1,564.20	391.05	0.00	0.00	277,095.76	69,273.94
221	08.09 14:30:00	0:15:00	1,595.38	398.85	0.00	0.00	277,064.57	69,266.14
221	08.09 14:45:00	0:15:00	1,638.79	409.70	0.00	0.00	277,021.16	69,255.29
221	08.09 15:00:00	0:15:00	1,674.47	418.62	0.00	0.00	276,985.49	69,246.37
221	08.09 15:15:00	0:15:00	1,717.38	429.34	0.00	0.00	276,942.58	69,235.65
221	08.09 15:30:00	0:15:00	1,754.80	438.70	0.00	0.00	276,905.16	69,226.29
221	08.09 15:45:00	0:15:00	1,797.96	449.49	0.00	0.00	276,862.00	69,215.50
221	08.09 16:00:00	0:15:00	1,834.38	458.60	0.00	0.00	276,825.58	69,206.39
221	08.09 16:15:00	0:15:00	1,876.54	469.14	0.00	0.00	276,783.41	69,195.85
221	08.09 16:30:00	0:15:00	1,917.70	479.43	0.00	0.00	276,742.25	69,185.56
221	08.09 16:45:00	0:15:00	1,969.34	492.34	0.00	0.00	276,690.61	69,172.65
221	08.09 17:00:00	0:15:00	2,015.00	503.75	0.00	0.00	276,644.96	69,161.24
221	08.09 17:15:00	0:15:00	2,073.87	518.47	0.00	0.00	276,586.08	69,146.52
221	08.09 17:30:00	0:15:00	2,199.36	549.84	0.00	0.00	276,460.60	69,115.15
221	08.09 17:45:00	0:15:00	2,420.39	605.10	0.00	0.00	276,239.56	69,059.89
221	08.09 18:00:00	0:15:00	2,731.74	682.93	0.00	0.00	275,928.22	68,982.06
221	08.09 18:15:00	0:15:00	12,772.55	3,193.14	0.00	0.00	265,887.41	66,471.85
221	08.09 18:30:00	0:15:00	34,507.18	8,626.80	0.00	0.00	244,152.77	61,038.19
221	08.09 18:45:00	0:20:24	75,824.74	25,780.41	0.00	0.00	202,835.22	68,963.97
221	08.09 19:10:48	0:12:36	171,312.99	35,975.73	0.00	0.00	107,346.97	22,542.86
228	08.16 07:25:12	0:02:24	46,624.61	1,864.98	0.00	0.00	232,035.35	9,281.41
228	08.16 07:30:00	0:10:12	29,317.88	4,984.04	0.00	0.00	249,342.07	42,388.15
228	08.16 07:45:00	0:15:00	4,293.19	1,073.30	0.00	0.00	274,366.76	68,591.69
228	08.16 08:00:00	0:15:00	3,243.41	810.85	0.00	0.00	275,416.55	68,854.14
228	08.16 08:15:00	0:15:00	2,958.26	739.56	0.00	0.00	275,701.70	68,925.42
228	08.16 08:30:00	0:15:00	2,771.65	692.91	0.00	0.00	275,888.30	68,972.08
228	08.16 08:45:00	0:15:00	2,618.97	654.74	0.00	0.00	276,040.98	69,010.25
228	08.16 09:00:00	0:15:00	2,490.49	622.62	0.00	0.00	276,169.46	69,042.37
228	08.16 09:15:00	0:15:00	2,386.96	596.74	0.00	0.00	276,272.99	69,068.25
228	08.16 09:30:00	0:15:00	2,294.66	573.66	0.00	0.00	276,365.30	69,091.32
228	08.16 09:45:00	0:15:00	2,218.57	554.64	0.00	0.00	276,441.39	69,110.35
228	08.16 10:00:00	0:15:00	2,142.23	535.56	0.00	0.00	276,517.73	69,129.43
228	08.16 10:15:00	0:15:00	2,079.36	519.84	0.00	0.00	276,580.59	69,145.15
228	08.16 10:30:00	0:15:00	2,014.50	503.63	0.00	0.00	276,645.46	69,161.36
228	08.16 10:45:00	0:15:00	1,963.36	490.84	0.00	0.00	276,696.60	69,174.15
228	08.16 11:00:00	0:15:00	1,907.23	476.81	0.00	0.00	276,752.73	69,188.18
228	08.16 11:15:00	0:15:00	1,857.58	464.40	0.00	0.00	276,802.37	69,200.59
228	08.16 11:30:00	0:15:00	1,802.95	450.74	0.00	0.00	276,857.01	69,214.25
228	08.16 11:45:00	0:15:00	1,751.55	437.89	0.00	0.00	276,908.40	69,227.10
228	08.16 12:00:00	0:15:00	1,694.18	423.54	0.00	0.00	276,965.78	69,241.45
228	08.16 12:15:00	0:15:00	1,643.28	410.82	0.00	0.00	277,016.67	69,254.17
228	08.16 12:30:00	0:15:00	1,586.15	396.54	0.00	0.00	277,073.80	69,268.45
228	08.16 12:45:00	0:15:00	1,536.26	384.07	0.00	0.00	277,123.70	69,280.92
228	08.16 13:00:00	0:15:00	1,475.39	368.85	0.00	0.00	277,184.57	69,296.14
228	08.16 13:15:00	0:15:00	1,492.60	373.15	0.00	0.00	277,167.35	69,291.84
228	08.16 13:30:00	0:15:00	1,500.58	375.15	0.00	0.00	277,159.37	69,289.84
228	08.16 13:45:00	0:15:00	1,541.00	385.25	0.00	0.00	277,118.96	69,279.74
228	08.16 14:00:00	0:15:00	1,575.92	393.98	0.00	0.00	277,084.03	69,271.01
228	08.16 14:15:00	0:15:00	1,627.57	406.89	0.00	0.00	277,032.39	69,258.10
228	08.16 14:30:00	0:15:00	1,655.51	413.88	0.00	0.00	277,004.45	69,251.11
228	08.16 14:45:00	0:15:00	1,700.41	425.10	0.00	0.00	276,959.54	69,239.89
228	08.16 15:00:00	0:15:00	1,739.58	434.90	0.00	0.00	276,920.38	69,230.09



## SCH CUM MAY2020 1450 OWENS E AND D FOR D 39 FT EXIST UPPER ONLY - Mission Commons

DayNum	Date+Time	Duration	ExSF	ExSFHr	NewSF	NewSFHr	SunnySF	SunnySFHr
228	08.16 15:15:00	0:15:00	1,786.98	446.75	0.00	0.00	276,872.98	69,218.24
228	08.16 15:30:00	0:15:00	1,825.65	456.41	0.00	0.00	276,834.31	69,208.58
228	08.16 15:45:00	0:15:00	1,869.80	467.45	0.00	0.00	276,790.15	69,197.54
228	08.16 16:00:00	0:15:00	1,910.22	477.56	0.00	0.00	276,749.74	69,187.43
228	08.16 16:15:00	0:15:00	1,958.37	489.59	0.00	0.00	276,701.59	69,175.40
228	08.16 16:30:00	0:15:00	2,006.02	501.50	0.00	0.00	276,653.94	69,163.48
228	08.16 16:45:00	0:15:00	2,059.40	514.85	0.00	0.00	276,600.55	69,150.14
228	08.16 17:00:00	0:15:00	2,117.03	529.26	0.00	0.00	276,542.92	69,135.73
228	08.16 17:15:00	0:15:00	2,186.39	546.60	0.00	0.00	276,473.57	69,118.39
228	08.16 17:30:00	0:15:00	2,262.98	565.74	0.00	0.00	276,396.98	69,099.25
228	08.16 17:45:00	0:15:00	2,459.31	614.83	0.00	0.00	276,200.64	69,050.16
228	08.16 18:00:00	0:15:00	2,760.43	690.11	0.00	0.00	275,899.53	68,974.88
228	08.16 18:15:00	0:15:00	6,655.95	1,663.99	0.00	0.00	272,004.00	68,001.00
228	08.16 18:30:00	0:15:00	26,807.43	6,701.86	0.00	0.00	251,852.53	62,963.13
228	08.16 18:45:00	0:16:12	68,372.72	18,460.63	0.00	0.00	210,287.24	56,777.55
228	08.16 19:02:23	0:08:24	135,647.75	18,990.69	0.00	0.00	143,012.21	20,021.71
235	08.23 07:31:48	0:06:36	8,673.45	954.08	0.00	0.00	269,986.51	29,698.52
235	08.23 07:45:00	0:13:48	3,935.20	905.10	0.00	0.00	274,724.76	63,186.70
235	08.23 08:00:00	0:15:00	3,486.64	871.66	0.00	0.00	275,173.31	68,793.33
235	08.23 08:15:00	0:15:00	3,184.28	796.07	0.00	0.00	275,475.67	68,868.92
235	08.23 08:30:00	0:15:00	2,955.01	738.75	0.00	0.00	275,704.94	68,926.24
235	08.23 08:45:00	0:15:00	2,775.64	693.91	0.00	0.00	275,884.31	68,971.08
235	08.23 09:00:00	0:15:00	2,625.71	656.43	0.00	0.00	276,034.25	69,008.56
235	08.23 09:15:00	0:15:00	2,506.46	626.62	0.00	0.00	276,153.49	69,038.37
235	08.23 09:30:00	0:15:00	2,402.68	600.67	0.00	0.00	276,257.28	69,064.32
235	08.23 09:45:00	0:15:00	2,315.36	578.84	0.00	0.00	276,344.59	69,086.15
235	08.23 10:00:00	0:15:00	2,232.54	558.14	0.00	0.00	276,427.42	69,106.85
235	08.23 10:15:00	0:15:00	2,362.27	590.57	0.00	0.00	276,297.69	69,074.42
235	08.23 10:30:00	0:15:00	2,691.07	672.77	0.00	0.00	275,968.88	68,992.22
235	08.23 10:45:00	0:15:00	3,242.66	810.66	0.00	0.00	275,417.30	68,854.32
235	08.23 11:00:00	0:15:00	3,381.36	845.34	0.00	0.00	275,278.59	68,819.65
235	08.23 11:15:00	0:15:00	3,778.28	944.57	0.00	0.00	274,881.68	68,720.42
235	08.23 11:30:00	0:15:00	3,724.64	931.16	0.00	0.00	274,935.31	68,733.83
235	08.23 11:45:00	0:15:00	4,019.77	1,004.94	0.00	0.00	274,640.19	68,660.05
235	08.23 12:00:00	0:15:00	3,832.66	958.17	0.00	0.00	274,827.29	68,706.82
235	08.23 12:15:00	0:15:00	4,071.66	1,017.91	0.00	0.00	274,588.30	68,647.07
235	08.23 12:30:00	0:15:00	3,773.79	943.45	0.00	0.00	274,886.17	68,721.54
235	08.23 12:45:00	0:15:00	3,906.01	976.50	0.00	0.00	274,753.95	68,688.49
235	08.23 13:00:00	0:15:00	3,442.49	860.62	0.00	0.00	275,217.47	68,804.37
235	08.23 13:15:00	0:15:00	3,489.14	872.28	0.00	0.00	275,170.82	68,792.70
235	08.23 13:30:00	0:15:00	3,002.17	750.54	0.00	0.00	275,657.79	68,914.45
235	08.23 13:45:00	0:15:00	2,961.50	740.38	0.00	0.00	275,698.45	68,924.61
235	08.23 14:00:00	0:15:00	2,353.53	588.38	0.00	0.00	276,306.42	69,076.61
235	08.23 14:15:00	0:15:00	2,187.38	546.85	0.00	0.00	276,472.57	69,118.14
235	08.23 14:30:00	0:15:00	1,730.10	432.53	0.00	0.00	276,929.86	69,232.46
235	08.23 14:45:00	0:15:00	1,773.76	443.44	0.00	0.00	276,886.20	69,221.55
235	08.23 15:00:00	0:15:00	1,814.42	453.61	0.00	0.00	276,845.53	69,211.38
235	08.23 15:15:00	0:15:00	1,859.33	464.83	0.00	0.00	276,800.63	69,200.16
235	08.23 15:30:00	0:15:00	1,902.74	475.68	0.00	0.00	276,757.22	69,189.31
235	08.23 15:45:00	0:15:00	1,950.63	487.66	0.00	0.00	276,709.32	69,177.33
235	08.23 16:00:00	0:15:00	2,000.78	500.19	0.00	0.00	276,659.18	69,164.79
235	08.23 16:15:00	0:15:00	2,054.91	513.73	0.00	0.00	276,605.04	69,151.26
235	08.23 16:30:00	0:15:00	2,108.05	527.01	0.00	0.00	276,551.90	69,137.98
235	08.23 16:45:00	0:15:00	2,172.17	543.04	0.00	0.00	276,487.79	69,121.95
235	08.23 17:00:00	0:15:00	2,240.77	560.19	0.00	0.00	276,419.18	69,104.80
235	08.23 17:15:00	0:15:00	2,321.60	580.40	0.00	0.00	276,338.35	69,084.59
235	08.23 17:30:00	0:15:00	2,415.65	603.91	0.00	0.00	276,244.30	69,061.08
235	08.23 17:45:00	0:15:00	2,550.37	637.59	0.00	0.00	276,109.59	69,027.40
235	08.23 18:00:00	0:15:00	2,840.26	710.06	0.00	0.00	275,819.70	68,954.93
235	08.23 18:15:00	0:15:00	3,305.52	826.38	0.00	0.00	275,354.43	68,838.61
235	08.23 18:30:00	0:15:00	19,135.37	4,783.84	0.00	0.00	259,524.59	64,881.15
235	08.23 18:45:00	0:11:24	58,886.24	11,188.39	0.00	0.00	219,773.72	41,757.01
235	08.23 18:52:48	0:03:36	86,934.30	5,216.06	0.00	0.00	191,725.66	11,503.54



## SCH CUM MAY2020 1450 OWENS E AND D FOR D 39 FT EXIST UPPER ONLY - Mission Commons

DayNum	Date+Time	Duration	ExSF	ExSFHr	NewSF	NewSFHr	SunnySF	SunnySFHr
242	08.30 07:37:48	0:03:36	4,649.69	278.98	0.00	0.00	274,010.27	16,440.62
242	08.30 07:45:00	0:11:24	4,314.40	819.74	0.00	0.00	274,345.56	52,125.66
242	08.30 08:00:00	0:15:00	3,819.69	954.92	0.00	0.00	274,840.27	68,710.07
242	08.30 08:15:00	0:15:00	3,438.99	859.75	0.00	0.00	275,220.96	68,805.24
242	08.30 08:30:00	0:15:00	3,160.08	790.02	0.00	0.00	275,499.87	68,874.97
242	08.30 08:45:00	0:15:00	2,950.52	737.63	0.00	0.00	275,709.43	68,927.36
242	08.30 09:00:00	0:15:00	2,845.25	711.31	0.00	0.00	275,814.71	68,953.68
242	08.30 09:15:00	0:15:00	3,857.11	964.28	0.00	0.00	274,802.84	68,700.71
242	08.30 09:30:00	0:15:00	4,553.39	1,138.35	0.00	0.00	274,106.56	68,526.64
242	08.30 09:45:00	0:15:00	5,354.70	1,338.68	0.00	0.00	273,305.25	68,326.31
242	08.30 10:00:00	0:15:00	5,780.30	1,445.08	0.00	0.00	272,879.65	68,219.91
242	08.30 10:15:00	0:15:00	6,408.73	1,602.18	0.00	0.00	272,251.23	68,062.81
242	08.30 10:30:00	0:15:00	6,592.84	1,648.21	0.00	0.00	272,067.12	68,016.78
242	08.30 10:45:00	0:15:00	7,019.44	1,754.86	0.00	0.00	271,640.52	67,910.13
242	08.30 11:00:00	0:15:00	6,987.26	1,746.81	0.00	0.00	271,672.70	67,918.18
242	08.30 11:15:00	0:15:00	7,269.66	1,817.42	0.00	0.00	271,390.30	67,847.57
242	08.30 11:30:00	0:15:00	7,098.77	1,774.69	0.00	0.00	271,561.19	67,890.30
242	08.30 11:45:00	0:15:00	7,287.87	1,821.97	0.00	0.00	271,372.08	67,843.02
242	08.30 12:00:00	0:15:00	7,066.09	1,766.52	0.00	0.00	271,593.87	67,898.47
242	08.30 12:15:00	0:15:00	7,292.11	1,823.03	0.00	0.00	271,367.84	67,841.96
242	08.30 12:30:00	0:15:00	6,984.76	1,746.19	0.00	0.00	271,675.19	67,918.80
242	08.30 12:45:00	0:15:00	7,139.43	1,784.86	0.00	0.00	271,520.52	67,880.13
242	08.30 13:00:00	0:15:00	6,648.22	1,662.06	0.00	0.00	272,011.73	68,002.93
242	08.30 13:15:00	0:15:00	6,713.08	1,678.27	0.00	0.00	271,946.87	67,986.72
242	08.30 13:30:00	0:15:00	6,204.91	1,551.23	0.00	0.00	272,455.05	68,113.76
242	08.30 13:45:00	0:15:00	6,182.20	1,545.55	0.00	0.00	272,477.75	68,119.44
242	08.30 14:00:00	0:15:00	5,591.45	1,397.86	0.00	0.00	273,068.50	68,267.13
242	08.30 14:15:00	0:15:00	5,451.50	1,362.87	0.00	0.00	273,208.46	68,302.12
242	08.30 14:30:00	0:15:00	4,746.23	1,186.56	0.00	0.00	273,913.72	68,478.43
242	08.30 14:45:00	0:15:00	4,423.17	1,105.79	0.00	0.00	274,236.79	68,559.20
242	08.30 15:00:00	0:15:00	3,567.97	891.99	0.00	0.00	275,091.98	68,773.00
242	08.30 15:15:00	0:15:00	3,083.74	770.94	0.00	0.00	275,576.21	68,894.05
242	08.30 15:30:00	0:15:00	2,130.50	532.63	0.00	0.00	276,529.45	69,132.36
242	08.30 15:45:00	0:15:00	2,051.67	512.92	0.00	0.00	276,608.28	69,152.07
242	08.30 16:00:00	0:15:00	2,103.31	525.83	0.00	0.00	276,556.64	69,139.16
242	08.30 16:15:00	0:15:00	2,164.93	541.23	0.00	0.00	276,495.02	69,123.76
242	08.30 16:30:00	0:15:00	2,233.54	558.38	0.00	0.00	276,426.42	69,106.60
242	08.30 16:45:00	0:15:00	2,303.64	575.91	0.00	0.00	276,356.32	69,089.08
242	08.30 17:00:00	0:15:00	2,386.46	596.62	0.00	0.00	276,273.49	69,068.37
242	08.30 17:15:00	0:15:00	2,490.25	622.56	0.00	0.00	276,169.71	69,042.43
242	08.30 17:30:00	0:15:00	2,603.76	650.94	0.00	0.00	276,056.20	69,014.05
242	08.30 17:45:00	0:15:00	2,750.20	687.55	0.00	0.00	275,909.76	68,977.44
242	08.30 18:00:00	0:15:00	2,989.19	747.30	0.00	0.00	275,670.76	68,917.69
242	08.30 18:15:00	0:15:00	3,371.39	842.85	0.00	0.00	275,288.57	68,822.14
242	08.30 18:30:00	0:13:48	9,417.13	2,165.94	0.00	0.00	269,242.83	61,925.85
242	08.30 18:42:36	0:06:36	34,979.19	3,847.71	0.00	0.00	243,680.77	26,804.89
249	09.06 07:44:24	0:07:48	4,893.17	636.11	0.00	0.00	273,766.78	35,589.68
249	09.06 08:00:00	0:15:00	4,215.35	1,053.84	0.00	0.00	274,444.60	68,611.15
249	09.06 08:15:00	0:15:00	5,647.58	1,411.90	0.00	0.00	273,012.37	68,253.09
249	09.06 08:30:00	0:15:00	6,889.71	1,722.43	0.00	0.00	271,770.24	67,942.56
249	09.06 08:45:00	0:15:00	8,026.56	2,006.64	0.00	0.00	270,633.39	67,658.35
249	09.06 09:00:00	0:15:00	8,869.03	2,217.26	0.00	0.00	269,790.92	67,447.73
249	09.06 09:15:00	0:15:00	9,682.57	2,420.64	0.00	0.00	268,977.39	67,244.35
249	09.06 09:30:00	0:15:00	10,033.83	2,508.46	0.00	0.00	268,626.13	67,156.53
249	09.06 09:45:00	0:15:00	10,614.35	2,653.59	0.00	0.00	268,045.60	67,011.40
249	09.06 10:00:00	0:15:00	10,783.25	2,695.81	0.00	0.00	267,876.71	66,969.18
249	09.06 10:15:00	0:15:00	11,191.88	2,797.97	0.00	0.00	267,468.07	66,867.02
249	09.06 10:30:00	0:15:00	11,104.32	2,776.08	0.00	0.00	267,555.64	66,888.91
249	09.06 10:45:00	0:15:00	11,317.87	2,829.47	0.00	0.00	267,342.09	66,835.52
249	09.06 11:00:00	0:15:00	11,059.91	2,764.98	0.00	0.00	267,600.04	66,900.01
249	09.06 11:15:00	0:15:00	11,192.13	2,798.03	0.00	0.00	267,467.82	66,866.96
249	09.06 11:30:00	0:15:00	10,872.81	2,718.20	0.00	0.00	267,787.15	66,946.79
249	09.06 11:45:00	0:15:00	10,937.92	2,734.48	0.00	0.00	267,722.04	66,930.51





## SCH CUM MAY2020 1450 OWENS E AND D FOR D 39 FT EXIST UPPER ONLY - Mission Commons

DayNum	Date+Time	Duration	ExSF	ExSFHr	NewSF	NewSFHr	SunnySF	SunnySFHr
249	09.06 12:00:00	0:15:00	10,655.27	2,663.82	0.00	0.00	268,004.69	67,001.17
249	09.06 12:15:00	0:15:00	10,875.05	2,718.76	0.00	0.00	267,784.90	66,946.23
249	09.06 12:30:00	0:15:00	10,564.46	2,641.11	0.00	0.00	268,095.50	67,023.88
249	09.06 12:45:00	0:15:00	10,722.12	2,680.53	0.00	0.00	267,937.83	66,984.46
249	09.06 13:00:00	0:15:00	10,173.28	2,543.32	0.00	0.00	268,486.67	67,121.67
249	09.06 13:15:00	0:15:00	10,254.86	2,563.72	0.00	0.00	268,405.10	67,101.27
249	09.06 13:30:00	0:15:00	9,772.88	2,443.22	0.00	0.00	268,887.08	67,221.77
249	09.06 13:45:00	0:15:00	9,785.35	2,446.34	0.00	0.00	268,874.60	67,218.65
249	09.06 14:00:00	0:15:00	9,231.77	2,307.94	0.00	0.00	269,428.19	67,357.05
249	09.06 14:15:00	0:15:00	9,152.44	2,288.11	0.00	0.00	269,507.52	67,376.88
249	09.06 14:30:00	0:15:00	8,460.15	2,115.04	0.00	0.00	270,199.81	67,549.95
249	09.06 14:45:00	0:15:00	8,163.77	2,040.94	0.00	0.00	270,496.18	67,624.05
249	09.06 15:00:00	0:15:00	7,348.74	1,837.19	0.00	0.00	271,311.21	67,827.80
249	09.06 15:15:00	0:15:00	6,929.13	1,732.28	0.00	0.00	271,730.83	67,932.71
249	09.06 15:30:00	0:15:00	6,058.96	1,514.74	0.00	0.00	272,600.99	68,150.25
249	09.06 15:45:00	0:15:00	5,468.46	1,367.12	0.00	0.00	273,191.49	68,297.87
249	09.06 16:00:00	0:15:00	4,405.95	1,101.49	0.00	0.00	274,254.00	68,563.50
249	09.06 16:15:00	0:15:00	3,509.59	877.40	0.00	0.00	275,150.36	68,787.59
249	09.06 16:30:00	0:15:00	2,370.75	592.69	0.00	0.00	276,289.21	69,072.30
249	09.06 16:45:00	0:15:00	2,459.56	614.89	0.00	0.00	276,200.40	69,050.10
249	09.06 17:00:00	0:15:00	2,561.59	640.40	0.00	0.00	276,098.36	69,024.59
249	09.06 17:15:00	0:15:00	2,685.83	671.46	0.00	0.00	275,974.12	68,993.53
249	09.06 17:30:00	0:15:00	2,919.84	729.96	0.00	0.00	275,740.12	68,935.03
249	09.06 17:45:00	0:15:00	3,248.40	812.10	0.00	0.00	275,411.56	68,852.89
249	09.06 18:00:00	0:15:00	3,342.95	835.74	0.00	0.00	275,317.01	68,829.25
249	09.06 18:15:00	0:16:12	3,486.64	941.39	0.00	0.00	275,173.31	74,296.79
249	09.06 18:31:48	0:08:24	4,003.55	560.50	0.00	0.00	274,656.40	38,451.90
256	09.13 07:50:24	0:04:48	14,679.77	1,174.38	0.00	0.00	263,980.18	21,118.42
256	09.13 08:00:00	0:12:36	15,428.19	3,239.92	0.00	0.00	263,231.76	55,278.67
256	09.13 08:15:00	0:15:00	16,369.21	4,092.30	0.00	0.00	262,290.75	65,572.69
256	09.13 08:30:00	0:15:00	16,589.74	4,147.44	0.00	0.00	262,070.21	65,517.55
256	09.13 08:45:00	0:15:00	16,790.07	4,197.52	0.00	0.00	261,869.89	65,467.47
256	09.13 09:00:00	0:15:00	16,821.25	4,205.31	0.00	0.00	261,838.70	65,459.68
256	09.13 09:15:00	0:15:00	17,427.72	4,356.93	0.00	0.00	261,232.23	65,308.06
256	09.13 09:30:00	0:15:00	17,240.62	4,310.15	0.00	0.00	261,419.34	65,354.83
256	09.13 09:45:00	0:15:00	17,630.05	4,407.51	0.00	0.00	261,029.91	65,257.48
256	09.13 10:00:00	0:15:00	17,290.01	4,322.50	0.00	0.00	261,369.94	65,342.49
256	09.13 10:15:00	0:15:00	17,384.32	4,346.08	0.00	0.00	261,275.64	65,318.91
256	09.13 10:30:00	0:15:00	16,809.78	4,202.44	0.00	0.00	261,850.18	65,462.54
256	09.13 10:45:00	0:15:00	16,773.10	4,193.28	0.00	0.00	261,886.85	65,471.71
256	09.13 11:00:00	0:15:00	16,168.88	4,042.22	0.00	0.00	262,491.08	65,622.77
256	09.13 11:15:00	0:15:00	16,090.79	4,022.70	0.00	0.00	262,569.16	65,642.29
256	09.13 11:30:00	0:15:00	15,498.05	3,874.51	0.00	0.00	263,161.91	65,790.48
256	09.13 11:45:00	0:15:00	15,444.91	3,861.23	0.00	0.00	263,215.05	65,803.76
256	09.13 12:00:00	0:15:00	15,015.56	3,753.89	0.00	0.00	263,644.39	65,911.10
256	09.13 12:15:00	0:15:00	15,244.83	3,811.21	0.00	0.00	263,415.13	65,853.78
256	09.13 12:30:00	0:15:00	14,865.63	3,716.41	0.00	0.00	263,794.33	65,948.58
256	09.13 12:45:00	0:15:00	14,991.61	3,747.90	0.00	0.00	263,668.34	65,917.09
256	09.13 13:00:00	0:15:00	14,468.97	3,617.24	0.00	0.00	264,190.99	66,047.75
256	09.13 13:15:00	0:15:00	14,431.55	3,607.89	0.00	0.00	264,228.41	66,057.10
256	09.13 13:30:00	0:15:00	13,923.62	3,480.90	0.00	0.00	264,736.34	66,184.08
256	09.13 13:45:00	0:15:00	13,955.30	3,488.83	0.00	0.00	264,704.65	66,176.16
256	09.13 14:00:00	0:15:00	13,360.06	3,340.01	0.00	0.00	265,299.90	66,324.97
256	09.13 14:15:00	0:15:00	13,353.07	3,338.27	0.00	0.00	265,306.88	66,326.72
256	09.13 14:30:00	0:15:00	12,593.18	3,148.29	0.00	0.00	266,066.78	66,516.70
256	09.13 14:45:00	0:15:00	12,373.64	3,093.41	0.00	0.00	266,286.32	66,571.58
256	09.13 15:00:00	0:15:00	11,620.48	2,905.12	0.00	0.00	267,039.48	66,759.87
256	09.13 15:15:00	0:15:00	11,378.74	2,844.68	0.00	0.00	267,281.22	66,820.30
256	09.13 15:30:00	0:15:00	10,647.53	2,661.88	0.00	0.00	268,012.42	67,003.11
256	09.13 15:45:00	0:15:00	10,265.09	2,566.27	0.00	0.00	268,394.87	67,098.72
256	09.13 16:00:00	0:15:00	9,371.22	2,342.81	0.00	0.00	269,288.73	67,322.18
256	09.13 16:15:00	0:15:00	8,737.81	2,184.45	0.00	0.00	269,922.14	67,480.54
256	09.13 16:30:00	0:15:00	7,578.26	1,894.56	0.00	0.00	271,081.70	67,770.42



## SCH CUM MAY2020 1450 OWENS E AND D FOR D 39 FT EXIST UPPER ONLY - Mission Commons

DayNum	Date+Time	Duration	ExSF	ExSFHr	NewSF	NewSFHr	SunnySF	SunnySFHr
256	09.13 16:45:00	0:15:00	6,572.13	1,643.03	0.00	0.00	272,087.82	68,021.96
256	09.13 17:00:00	0:15:00	4,990.72	1,247.68	0.00	0.00	273,669.24	68,417.31
256	09.13 17:15:00	0:15:00	3,590.92	897.73	0.00	0.00	275,069.03	68,767.26
256	09.13 17:30:00	0:15:00	3,717.41	929.35	0.00	0.00	274,942.55	68,735.64
256	09.13 17:45:00	0:15:00	4,228.33	1,057.08	0.00	0.00	274,431.63	68,607.91
256	09.13 18:00:00	0:15:00	4,276.48	1,069.12	0.00	0.00	274,383.48	68,595.87
256	09.13 18:15:00	0:10:48	4,226.58	760.79	0.00	0.00	274,433.37	49,398.01
256	09.13 18:21:00	0:03:00	3,980.35	199.02	0.00	0.00	274,679.60	13,733.98
263	09.20 07:57:00	0:01:12	58,283.01	1,165.66	0.00	0.00	220,376.95	4,407.54
263	09.20 08:00:00	0:09:00	56,540.44	8,481.07	0.00	0.00	222,119.52	33,317.93
263	09.20 08:15:00	0:15:00	49,572.14	12,393.04	0.00	0.00	229,087.82	57,271.95
263	09.20 08:30:00	0:15:00	43,113.02	10,778.26	0.00	0.00	235,546.93	58,886.73
263	09.20 08:45:00	0:15:00	38,715.30	9,678.83	0.00	0.00	239,944.65	59,986.16
263	09.20 09:00:00	0:15:00	35,471.65	8,867.91	0.00	0.00	243,188.31	60,797.08
263	09.20 09:15:00	0:15:00	34,395.17	8,598.79	0.00	0.00	244,264.79	61,066.20
263	09.20 09:30:00	0:15:00	32,934.00	8,233.50	0.00	0.00	245,725.95	61,431.49
263	09.20 09:45:00	0:15:00	32,313.31	8,078.33	0.00	0.00	246,346.64	61,586.66
263	09.20 10:00:00	0:15:00	30,388.37	7,597.09	0.00	0.00	248,271.58	62,067.90
263	09.20 10:15:00	0:15:00	29,534.67	7,383.67	0.00	0.00	249,125.28	62,281.32
263	09.20 10:30:00	0:15:00	27,851.23	6,962.81	0.00	0.00	250,808.73	62,702.18
263	09.20 10:45:00	0:15:00	27,205.84	6,801.46	0.00	0.00	251,454.12	62,863.53
263	09.20 11:00:00	0:15:00	25,653.12	6,413.28	0.00	0.00	253,006.84	63,251.71
263	09.20 11:15:00	0:15:00	25,202.82	6,300.70	0.00	0.00	253,457.14	63,364.29
263	09.20 11:30:00	0:15:00	23,872.12	5,968.03	0.00	0.00	254,787.83	63,696.96
263	09.20 11:45:00	0:15:00	23,645.85	5,911.46	0.00	0.00	255,014.10	63,753.53
263	09.20 12:00:00	0:15:00	22,700.10	5,675.02	0.00	0.00	255,959.86	63,989.96
263	09.20 12:15:00	0:15:00	22,910.40	5,727.60	0.00	0.00	255,749.55	63,937.39
263	09.20 12:30:00	0:15:00	22,018.29	5,504.57	0.00	0.00	256,641.67	64,160.42
263	09.20 12:45:00	0:15:00	22,056.21	5,514.05	0.00	0.00	256,603.75	64,150.94
263	09.20 13:00:00	0:15:00	21,019.89	5,254.97	0.00	0.00	257,640.06	64,410.02
263	09.20 13:15:00	0:15:00	21,062.05	5,265.51	0.00	0.00	257,597.90	64,399.48
263	09.20 13:30:00	0:15:00	20,160.96	5,040.24	0.00	0.00	258,499.00	64,624.75
263	09.20 13:45:00	0:15:00	20,223.32	5,055.83	0.00	0.00	258,436.63	64,609.16
263	09.20 14:00:00	0:15:00	19,287.05	4,821.76	0.00	0.00	259,372.91	64,843.23
263	09.20 14:15:00	0:15:00	19,293.29	4,823.32	0.00	0.00	259,366.67	64,841.67
263	09.20 14:30:00	0:15:00	18,232.77	4,558.19	0.00	0.00	260,427.18	65,106.80
263	09.20 14:45:00	0:15:00	18,049.91	4,512.48	0.00	0.00	260,610.04	65,152.51
263	09.20 15:00:00	0:15:00	17,123.37	4,280.84	0.00	0.00	261,536.59	65,384.15
263	09.20 15:15:00	0:15:00	17,052.52	4,263.13	0.00	0.00	261,607.44	65,401.86
263	09.20 15:30:00	0:15:00	16,412.37	4,103.09	0.00	0.00	262,247.59	65,561.90
263	09.20 15:45:00	0:15:00	16,279.15	4,069.79	0.00	0.00	262,380.81	65,595.20
263	09.20 16:00:00	0:15:00	15,582.12	3,895.53	0.00	0.00	263,077.84	65,769.46
263	09.20 16:15:00	0:15:00	15,335.64	3,833.91	0.00	0.00	263,324.32	65,831.08
263	09.20 16:30:00	0:15:00	14,473.46	3,618.36	0.00	0.00	264,186.50	66,046.62
263	09.20 16:45:00	0:15:00	13,910.89	3,477.72	0.00	0.00	264,749.06	66,187.27
263	09.20 17:00:00	0:15:00	12,976.12	3,244.03	0.00	0.00	265,683.84	66,420.96
263	09.20 17:15:00	0:15:00	12,373.39	3,093.35	0.00	0.00	266,286.57	66,571.64
263	09.20 17:30:00	0:15:00	11,408.18	2,852.04	0.00	0.00	267,251.78	66,812.95
263	09.20 17:45:00	0:15:00	9,906.59	2,476.65	0.00	0.00	268,753.36	67,188.34
263	09.20 18:00:00	0:12:36	7,786.82	1,635.23	0.00	0.00	270,873.14	56,883.36
263	09.20 18:09:36	0:04:48	6,998.98	559.92	0.00	0.00	271,660.97	21,732.88
270	09.27 08:03:00	0:06:00	113,842.76	11,384.28	0.00	0.00	164,817.19	16,481.72
270	09.27 08:15:00	0:13:12	98,322.02	21,630.84	0.00	0.00	180,337.94	39,674.35
270	09.27 08:30:00	0:15:00	82,699.98	20,675.00	0.00	0.00	195,959.97	48,989.99
270	09.27 08:45:00	0:15:00	71,580.70	17,895.17	0.00	0.00	207,079.26	51,769.82
270	09.27 09:00:00	0:15:00	63,874.21	15,968.55	0.00	0.00	214,785.75	53,696.44
270	09.27 09:15:00	0:15:00	58,316.69	14,579.17	0.00	0.00	220,343.27	55,085.82
270	09.27 09:30:00	0:15:00	54,523.69	13,630.92	0.00	0.00	224,136.26	56,034.07
270	09.27 09:45:00	0:15:00	52,194.61	13,048.65	0.00	0.00	226,465.35	56,616.34
270	09.27 10:00:00	0:15:00	48,491.17	12,122.79	0.00	0.00	230,168.78	57,542.20
270	09.27 10:15:00	0:15:00	45,934.82	11,483.70	0.00	0.00	232,725.14	58,181.29
270	09.27 10:30:00	0:15:00	42,734.82	10,683.71	0.00	0.00	235,925.14	58,981.28
270	09.27 10:45:00	0:15:00	41,212.03	10,303.01	0.00	0.00	237,447.92	59,361.98



## SCH CUM MAY2020 1450 OWENS E AND D FOR D 39 FT EXIST UPPER ONLY - Mission Commons

DayNum	Date+Time	Duration	ExSF	ExSFHr	NewSF	NewSFHr	SunnySF	SunnySFHr
270	09.27 11:00:00	0:15:00	38,581.58	9,645.40	0.00	0.00	240,078.37	60,019.59
270	09.27 11:15:00	0:15:00	37,492.13	9,373.03	0.00	0.00	241,167.82	60,291.96
270	09.27 11:30:00	0:15:00	35,386.83	8,846.71	0.00	0.00	243,273.13	60,818.28
270	09.27 11:45:00	0:15:00	34,709.01	8,677.25	0.00	0.00	243,950.95	60,987.74
270	09.27 12:00:00	0:15:00	33,351.12	8,337.78	0.00	0.00	245,308.83	61,327.21
270	09.27 12:15:00	0:15:00	33,456.40	8,364.10	0.00	0.00	245,203.56	61,300.89
270	09.27 12:30:00	0:15:00	32,283.37	8,070.84	0.00	0.00	246,376.58	61,594.15
270	09.27 12:45:00	0:15:00	32,028.91	8,007.23	0.00	0.00	246,631.04	61,657.76
270	09.27 13:00:00	0:15:00	30,701.96	7,675.49	0.00	0.00	247,957.99	61,989.50
270	09.27 13:15:00	0:15:00	30,899.29	7,724.82	0.00	0.00	247,760.66	61,940.17
270	09.27 13:30:00	0:15:00	29,929.59	7,482.40	0.00	0.00	248,730.36	62,182.59
270	09.27 13:45:00	0:15:00	30,203.01	7,550.75	0.00	0.00	248,456.94	62,114.24
270	09.27 14:00:00	0:15:00	29,286.45	7,321.61	0.00	0.00	249,373.51	62,343.38
270	09.27 14:15:00	0:15:00	29,409.44	7,352.36	0.00	0.00	249,250.52	62,312.63
270	09.27 14:30:00	0:15:00	28,269.84	7,067.46	0.00	0.00	250,390.11	62,597.53
270	09.27 14:45:00	0:15:00	28,248.39	7,062.10	0.00	0.00	250,411.57	62,602.89
270	09.27 15:00:00	0:15:00	27,227.54	6,806.89	0.00	0.00	251,432.41	62,858.10
270	09.27 15:15:00	0:15:00	27,315.86	6,828.96	0.00	0.00	251,344.10	62,836.03
270	09.27 15:30:00	0:15:00	26,419.75	6,604.94	0.00	0.00	252,240.21	63,060.05
270	09.27 15:45:00	0:15:00	26,594.38	6,648.60	0.00	0.00	252,065.58	63,016.39
270	09.27 16:00:00	0:15:00	26,072.98	6,518.25	0.00	0.00	252,586.98	63,146.74
270	09.27 16:15:00	0:15:00	26,166.28	6,541.57	0.00	0.00	252,493.67	63,123.42
270	09.27 16:30:00	0:15:00	25,563.55	6,390.89	0.00	0.00	253,096.40	63,274.10
270	09.27 16:45:00	0:15:00	25,705.75	6,426.44	0.00	0.00	252,954.20	63,238.55
270	09.27 17:00:00	0:15:00	25,480.73	6,370.18	0.00	0.00	253,179.23	63,294.81
270	09.27 17:15:00	0:15:00	26,498.58	6,624.65	0.00	0.00	252,161.37	63,040.34
270	09.27 17:30:00	0:15:00	27,616.72	6,904.18	0.00	0.00	251,043.23	62,760.81
270	09.27 17:45:00	0:13:48	31,123.57	7,158.42	0.00	0.00	247,536.38	56,933.37
270	09.27 17:58:11	0:06:36	33,425.21	3,676.77	0.00	0.00	245,234.74	26,975.82
277	10.04 08:09:36	0:02:24	172,293.42	6,891.74	0.00	0.00	106,366.54	4,254.66
277	10.04 08:15:00	0:10:12	160,410.99	27,269.87	0.00	0.00	118,248.96	20,102.32
277	10.04 08:30:00	0:15:00	131,422.91	32,855.73	0.00	0.00	147,237.04	36,809.26
277	10.04 08:45:00	0:15:00	111,910.34	27,977.59	0.00	0.00	166,749.62	41,687.40
277	10.04 09:00:00	0:15:00	96,771.29	24,192.82	0.00	0.00	181,888.67	45,472.17
277	10.04 09:15:00	0:15:00	87,130.88	21,782.72	0.00	0.00	191,529.07	47,882.27
277	10.04 09:30:00	0:15:00	80,113.94	20,028.49	0.00	0.00	198,546.02	49,636.50
277	10.04 09:45:00	0:15:00	75,473.48	18,868.37	0.00	0.00	203,186.47	50,796.62
277	10.04 10:00:00	0:15:00	69,695.67	17,423.92	0.00	0.00	208,964.28	52,241.07
277	10.04 10:15:00	0:15:00	65,390.26	16,347.57	0.00	0.00	213,269.70	53,317.42
277	10.04 10:30:00	0:15:00	60,572.68	15,143.17	0.00	0.00	218,087.28	54,521.82
277	10.04 10:45:00	0:15:00	57,943.97	14,485.99	0.00	0.00	220,715.98	55,179.00
277	10.04 11:00:00	0:15:00	54,476.04	13,619.01	0.00	0.00	224,183.91	56,045.98
277	10.04 11:15:00	0:15:00	52,539.88	13,134.97	0.00	0.00	226,120.08	56,530.02
277	10.04 11:30:00	0:15:00	49,472.85	12,368.21	0.00	0.00	229,187.11	57,296.78
277	10.04 11:45:00	0:15:00	48,511.13	12,127.78	0.00	0.00	230,148.83	57,537.21
277	10.04 12:00:00	0:15:00	46,771.80	11,692.95	0.00	0.00	231,888.16	57,972.04
277	10.04 12:15:00	0:15:00	46,574.97	11,643.74	0.00	0.00	232,084.99	58,021.25
277	10.04 12:30:00	0:15:00	44,823.41	11,205.85	0.00	0.00	233,836.54	58,459.14
277	10.04 12:45:00	0:15:00	44,357.15	11,089.29	0.00	0.00	234,302.81	58,575.70
277	10.04 13:00:00	0:15:00	42,981.80	10,745.45	0.00	0.00	235,678.16	58,919.54
277	10.04 13:15:00	0:15:00	43,296.63	10,824.16	0.00	0.00	235,363.32	58,840.83
277	10.04 13:30:00	0:15:00	42,088.68	10,522.17	0.00	0.00	236,571.27	59,142.82
277	10.04 13:45:00	0:15:00	42,585.38	10,646.35	0.00	0.00	236,074.57	59,018.64
277	10.04 14:00:00	0:15:00	41,681.29	10,420.32	0.00	0.00	236,978.66	59,244.67
277	10.04 14:15:00	0:15:00	41,969.93	10,492.48	0.00	0.00	236,690.02	59,172.51
277	10.04 14:30:00	0:15:00	40,902.93	10,225.73	0.00	0.00	237,757.02	59,439.26
277	10.04 14:45:00	0:15:00	41,264.92	10,316.23	0.00	0.00	237,395.03	59,348.76
277	10.04 15:00:00	0:15:00	40,504.53	10,126.13	0.00	0.00	238,155.43	59,538.86
277	10.04 15:15:00	0:15:00	41,317.56	10,329.39	0.00	0.00	237,342.40	59,335.60
277	10.04 15:30:00	0:15:00	40,948.84	10,237.21	0.00	0.00	237,711.12	59,427.78
277	10.04 15:45:00	0:15:00	42,284.02	10,571.01	0.00	0.00	236,375.94	59,093.98
277	10.04 16:00:00	0:15:00	42,540.23	10,635.06	0.00	0.00	236,119.73	59,029.93
277	10.04 16:15:00	0:15:00	44,162.06	11,040.51	0.00	0.00	234,497.90	58,624.47



## SCH CUM MAY2020 1450 OWENS E AND D FOR D 39 FT EXIST UPPER ONLY - Mission Commons

DayNum	Date+Time	Duration	ExSF	ExSFHr	NewSF	NewSFHr	SunnySF	SunnySFHr
277	10.04 16:30:00	0:15:00	45,344.31	11,336.08	0.00	0.00	233,315.64	58,328.91
277	10.04 16:45:00	0:15:00	47,950.56	11,987.64	0.00	0.00	230,709.39	57,677.35
277	10.04 17:00:00	0:15:00	51,602.85	12,900.71	0.00	0.00	227,057.10	56,764.28
277	10.04 17:15:00	0:15:00	57,997.36	14,499.34	0.00	0.00	220,662.59	55,165.65
277	10.04 17:30:00	0:16:12	67,385.80	18,194.17	0.00	0.00	211,274.16	57,044.02
277	10.04 17:47:23	0:08:24	86,400.92	12,096.13	0.00	0.00	192,259.03	26,916.27
284	10.11 08:16:11	0:07:12	224,985.97	26,998.32	0.00	0.00	53,673.98	6,440.88
284	10.11 08:30:00	0:14:24	191,934.47	46,064.27	0.00	0.00	86,725.49	20,814.12
284	10.11 08:45:00	0:15:00	162,710.14	40,677.54	0.00	0.00	115,949.82	28,987.45
284	10.11 09:00:00	0:15:00	137,877.04	34,469.26	0.00	0.00	140,782.91	35,195.73
284	10.11 09:15:00	0:15:00	121,966.37	30,491.59	0.00	0.00	156,693.59	39,173.40
284	10.11 09:30:00	0:15:00	109,200.06	27,300.02	0.00	0.00	169,459.90	42,364.97
284	10.11 09:45:00	0:15:00	101,512.28	25,378.07	0.00	0.00	177,147.67	44,286.92
284	10.11 10:00:00	0:15:00	93,548.84	23,387.21	0.00	0.00	185,111.12	46,277.78
284	10.11 10:15:00	0:15:00	86,973.21	21,743.30	0.00	0.00	191,686.74	47,921.69
284	10.11 10:30:00	0:15:00	80,128.41	20,032.10	0.00	0.00	198,531.55	49,632.89
284	10.11 10:45:00	0:15:00	76,317.45	19,079.36	0.00	0.00	202,342.50	50,585.63
284	10.11 11:00:00	0:15:00	71,839.90	17,959.98	0.00	0.00	206,820.06	51,705.01
284	10.11 11:15:00	0:15:00	69,194.48	17,298.62	0.00	0.00	209,465.47	52,366.37
284	10.11 11:30:00	0:15:00	65,493.04	16,373.26	0.00	0.00	213,166.91	53,291.73
284	10.11 11:45:00	0:15:00	64,040.11	16,010.03	0.00	0.00	214,619.85	53,654.96
284	10.11 12:00:00	0:15:00	62,047.06	15,511.77	0.00	0.00	216,612.89	54,153.22
284	10.11 12:15:00	0:15:00	61,690.82	15,422.70	0.00	0.00	216,969.14	54,242.29
284	10.11 12:30:00	0:15:00	59,822.76	14,955.69	0.00	0.00	218,837.20	54,709.30
284	10.11 12:45:00	0:15:00	59,010.72	14,752.68	0.00	0.00	219,649.23	54,912.31
284	10.11 13:00:00	0:15:00	57,607.18	14,401.80	0.00	0.00	221,052.77	55,263.19
284	10.11 13:15:00	0:15:00	58,057.23	14,514.31	0.00	0.00	220,602.72	55,150.68
284	10.11 13:30:00	0:15:00	56,975.27	14,243.82	0.00	0.00	221,684.69	55,421.17
284	10.11 13:45:00	0:15:00	57,551.80	14,387.95	0.00	0.00	221,108.15	55,277.04
284	10.11 14:00:00	0:15:00	56,412.21	14,103.05	0.00	0.00	222,247.75	55,561.94
284	10.11 14:15:00	0:15:00	57,050.61	14,262.65	0.00	0.00	221,609.35	55,402.34
284	10.11 14:30:00	0:15:00	56,219.61	14,054.90	0.00	0.00	222,440.34	55,610.09
284	10.11 14:45:00	0:15:00	57,069.57	14,267.39	0.00	0.00	221,590.39	55,397.60
284	10.11 15:00:00	0:15:00	56,920.13	14,230.03	0.00	0.00	221,739.82	55,434.96
284	10.11 15:15:00	0:15:00	58,618.05	14,654.51	0.00	0.00	220,041.90	55,010.48
284	10.11 15:30:00	0:15:00	59,494.45	14,873.61	0.00	0.00	219,165.50	54,791.38
284	10.11 15:45:00	0:15:00	62,272.84	15,568.21	0.00	0.00	216,387.12	54,096.78
284	10.11 16:00:00	0:15:00	63,902.65	15,975.66	0.00	0.00	214,757.31	53,689.33
284	10.11 16:15:00	0:15:00	68,290.64	17,072.66	0.00	0.00	210,369.32	52,592.32
284	10.11 16:30:00	0:15:00	71,535.29	17,883.82	0.00	0.00	207,124.66	51,781.17
284	10.11 16:45:00	0:15:00	78,932.93	19,733.23	0.00	0.00	199,727.02	49,931.76
284	10.11 17:00:00	0:15:00	88,939.81	22,234.95	0.00	0.00	189,720.14	47,430.04
284	10.11 17:15:00	0:15:00	104,580.81	26,145.20	0.00	0.00	174,079.15	43,519.79
284	10.11 17:30:00	0:11:24	128,264.83	24,370.32	0.00	0.00	150,395.13	28,575.07
284	10.11 17:37:12	0:03:36	142,653.71	8,559.22	0.00	0.00	136,006.24	8,160.37
291	10.18 08:22:48	0:03:36	243,312.05	14,598.72	0.00	0.00	35,347.91	2,120.87
291	10.18 08:30:00	0:10:48	239,986.57	43,197.58	0.00	0.00	38,673.39	6,961.21
291	10.18 08:45:00	0:15:00	219,631.02	54,907.76	0.00	0.00	59,028.93	14,757.23
291	10.18 09:00:00	0:15:00	187,973.58	46,993.39	0.00	0.00	90,686.38	22,671.59
291	10.18 09:15:00	0:15:00	163,896.64	40,974.16	0.00	0.00	114,763.32	28,690.83
291	10.18 09:30:00	0:15:00	144,510.79	36,127.70	0.00	0.00	134,149.16	33,537.29
291	10.18 09:45:00	0:15:00	132,126.93	33,031.73	0.00	0.00	146,533.03	36,633.26
291	10.18 10:00:00	0:15:00	120,541.13	30,135.28	0.00	0.00	158,118.83	39,529.71
291	10.18 10:15:00	0:15:00	111,488.73	27,872.18	0.00	0.00	167,171.23	41,792.81
291	10.18 10:30:00	0:15:00	102,345.03	25,586.26	0.00	0.00	176,314.93	44,078.73
291	10.18 10:45:00	0:15:00	96,779.02	24,194.76	0.00	0.00	181,880.93	45,470.23
291	10.18 11:00:00	0:15:00	90,787.66	22,696.92	0.00	0.00	187,872.29	46,968.07
291	10.18 11:15:00	0:15:00	87,159.32	21,789.83	0.00	0.00	191,500.63	47,875.16
291	10.18 11:30:00	0:15:00	82,637.36	20,659.34	0.00	0.00	196,022.59	49,005.65
291	10.18 11:45:00	0:15:00	80,603.91	20,150.98	0.00	0.00	198,056.05	49,514.01
291	10.18 12:00:00	0:15:00	78,095.20	19,523.80	0.00	0.00	200,564.76	50,141.19
291	10.18 12:15:00	0:15:00	77,722.74	19,430.68	0.00	0.00	200,937.22	50,234.31
291	10.18 12:30:00	0:15:00	75,507.41	18,876.85	0.00	0.00	203,152.55	50,788.14



## SCH CUM MAY2020 1450 OWENS E AND D FOR D 39 FT EXIST UPPER ONLY - Mission Commons

DayNum	Date+Time	Duration	ExSF	ExSFHr	NewSF	NewSFHr	SunnySF	SunnySFHr
291	10.18 12:45:00	0:15:00	74,714.08	18,678.52	0.00	0.00	203,945.87	50,986.47
291	10.18 13:00:00	0:15:00	73,549.54	18,387.39	0.00	0.00	205,110.41	51,277.60
291	10.18 13:15:00	0:15:00	74,230.85	18,557.71	0.00	0.00	204,429.10	51,107.28
291	10.18 13:30:00	0:15:00	73,219.74	18,304.93	0.00	0.00	205,440.22	51,360.05
291	10.18 13:45:00	0:15:00	73,864.13	18,466.03	0.00	0.00	204,795.83	51,198.96
291	10.18 14:00:00	0:15:00	72,823.32	18,205.83	0.00	0.00	205,836.63	51,459.16
291	10.18 14:15:00	0:15:00	73,635.86	18,408.97	0.00	0.00	205,024.10	51,256.02
291	10.18 14:30:00	0:15:00	73,089.26	18,272.32	0.00	0.00	205,570.69	51,392.67
291	10.18 14:45:00	0:15:00	74,809.63	18,702.41	0.00	0.00	203,850.32	50,962.58
291	10.18 15:00:00	0:15:00	75,576.51	18,894.13	0.00	0.00	203,083.44	50,770.86
291	10.18 15:15:00	0:15:00	78,686.45	19,671.61	0.00	0.00	199,973.50	49,993.38
291	10.18 15:30:00	0:15:00	80,890.30	20,222.58	0.00	0.00	197,769.65	49,442.41
291	10.18 15:45:00	0:15:00	85,615.33	21,403.83	0.00	0.00	193,044.63	48,261.16
291	10.18 16:00:00	0:15:00	89,725.91	22,431.48	0.00	0.00	188,934.05	47,233.51
291	10.18 16:15:00	0:15:00	96,941.43	24,235.36	0.00	0.00	181,718.53	45,429.63
291	10.18 16:30:00	0:15:00	104,520.19	26,130.05	0.00	0.00	174,139.77	43,534.94
291	10.18 16:45:00	0:15:00	118,497.69	29,624.42	0.00	0.00	160,162.27	40,040.57
291	10.18 17:00:00	0:15:00	136,387.19	34,096.80	0.00	0.00	142,272.77	35,568.19
291	10.18 17:15:00	0:13:12	163,370.99	35,941.62	0.00	0.00	115,288.96	25,363.57
291	10.18 17:27:00	0:06:00	200,613.15	20,061.32	0.00	0.00	78,046.80	7,804.68
298	10.25 07:30:00	0:07:48	248,297.78	32,278.71	0.00	0.00	30,362.18	3,947.08
298	10.25 07:45:00	0:15:00	248,481.39	62,120.35	0.00	0.00	30,178.57	7,544.64
298	10.25 08:00:00	0:15:00	235,832.58	58,958.15	0.00	0.00	42,827.37	10,706.84
298	10.25 08:15:00	0:15:00	210,827.35	52,706.84	0.00	0.00	67,832.61	16,958.15
298	10.25 08:30:00	0:15:00	184,768.59	46,192.15	0.00	0.00	93,891.37	23,472.84
298	10.25 08:45:00	0:15:00	167,504.02	41,876.01	0.00	0.00	111,155.93	27,788.98
298	10.25 09:00:00	0:15:00	151,378.05	37,844.51	0.00	0.00	127,281.90	31,820.48
298	10.25 09:15:00	0:15:00	139,686.72	34,921.68	0.00	0.00	138,973.23	34,743.31
298	10.25 09:30:00	0:15:00	127,186.10	31,796.53	0.00	0.00	151,473.85	37,868.46
298	10.25 09:45:00	0:15:00	119,149.81	29,787.45	0.00	0.00	159,510.14	39,877.54
298	10.25 10:00:00	0:15:00	111,579.29	27,894.82	0.00	0.00	167,080.67	41,770.17
298	10.25 10:15:00	0:15:00	106,247.54	26,561.89	0.00	0.00	172,412.42	43,103.10
298	10.25 10:30:00	0:15:00	100,691.76	25,172.94	0.00	0.00	177,968.19	44,492.05
298	10.25 10:45:00	0:15:00	98,092.75	24,523.19	0.00	0.00	180,567.21	45,141.80
298	10.25 11:00:00	0:15:00	95,224.05	23,806.01	0.00	0.00	183,435.90	45,858.98
298	10.25 11:15:00	0:15:00	94,710.89	23,677.72	0.00	0.00	183,949.07	45,987.27
298	10.25 11:30:00	0:15:00	92,306.71	23,076.68	0.00	0.00	186,353.25	46,588.31
298	10.25 11:45:00	0:15:00	91,792.79	22,948.20	0.00	0.00	186,867.16	46,716.79
298	10.25 12:00:00	0:15:00	90,508.75	22,627.19	0.00	0.00	188,151.20	47,037.80
298	10.25 12:15:00	0:15:00	91,595.21	22,898.80	0.00	0.00	187,064.74	46,766.19
298	10.25 12:30:00	0:15:00	90,778.93	22,694.73	0.00	0.00	187,881.02	46,970.26
298	10.25 12:45:00	0:15:00	91,547.31	22,886.83	0.00	0.00	187,112.64	46,778.16
298	10.25 13:00:00	0:15:00	90,434.41	22,608.60	0.00	0.00	188,225.55	47,056.39
298	10.25 13:15:00	0:15:00	91,760.61	22,940.15	0.00	0.00	186,899.34	46,724.84
298	10.25 13:30:00	0:15:00	91,604.94	22,901.24	0.00	0.00	187,055.02	46,763.75
298	10.25 13:45:00	0:15:00	94,313.97	23,578.49	0.00	0.00	184,345.98	46,086.50
298	10.25 14:00:00	0:15:00	95,933.31	23,983.33	0.00	0.00	182,726.65	45,681.66
298	10.25 14:15:00	0:15:00	100,511.40	25,127.85	0.00	0.00	178,148.56	44,537.14
298	10.25 14:30:00	0:15:00	104,540.14	26,135.04	0.00	0.00	174,119.81	43,529.95
298	10.25 14:45:00	0:15:00	111,253.48	27,813.37	0.00	0.00	167,406.48	41,851.62
298	10.25 15:00:00	0:15:00	118,762.13	29,690.53	0.00	0.00	159,897.82	39,974.46
298	10.25 15:15:00	0:15:00	129,370.00	32,342.50	0.00	0.00	149,289.96	37,322.49
298	10.25 15:30:00	0:15:00	143,152.91	35,788.23	0.00	0.00	135,507.05	33,876.76
298	10.25 15:45:00	0:15:00	168,633.64	42,158.41	0.00	0.00	110,026.32	27,506.58
298	10.25 16:00:00	0:15:00	198,227.69	49,556.92	0.25	0.06	80,432.02	20,108.00
298	10.25 16:15:00	0:09:00	238,638.66	35,795.80	0.00	0.00	40,021.30	6,003.19
298	10.25 16:18:00	0:01:48	245,794.81	7,373.84	0.25	0.01	32,864.90	985.95
305	11.01 07:36:35	0:04:12	251,689.37	17,618.26	0.00	0.00	26,970.59	1,887.94
305	11.01 07:45:00	0:11:24	252,089.28	47,896.96	0.00	0.00	26,570.68	5,048.43
305	11.01 08:00:00	0:15:00	252,456.50	63,114.13	0.00	0.00	26,203.45	6,550.86
305	11.01 08:15:00	0:15:00	244,264.04	61,066.01	0.00	0.00	34,395.92	8,598.98
305	11.01 08:30:00	0:15:00	227,427.57	56,856.89	0.00	0.00	51,232.39	12,808.10
305	11.01 08:45:00	0:15:00	205,364.13	51,341.03	0.00	0.00	73,295.83	18,323.96



## SCH CUM MAY2020 1450 OWENS E AND D FOR D 39 FT EXIST UPPER ONLY - Mission Commons

DayNum	Date+Time	Duration	ExSF	ExSFHr	NewSF	NewSFHr	SunnySF	SunnySFHr
305	11.01 09:00:00	0:15:00	185,136.81	46,284.20	0.00	0.00	93,523.14	23,380.79
305	11.01 09:15:00	0:15:00	170,397.67	42,599.42	0.00	0.00	108,262.29	27,065.57
305	11.01 09:30:00	0:15:00	154,190.37	38,547.59	0.00	0.00	124,469.59	31,117.40
305	11.01 09:45:00	0:15:00	143,539.59	35,884.90	0.00	0.00	135,120.36	33,780.09
305	11.01 10:00:00	0:15:00	133,565.14	33,391.29	0.00	0.00	145,094.81	36,273.70
305	11.01 10:15:00	0:15:00	126,623.04	31,655.76	0.00	0.00	152,036.91	38,009.23
305	11.01 10:30:00	0:15:00	119,631.05	29,907.76	0.00	0.00	159,028.91	39,757.73
305	11.01 10:45:00	0:15:00	116,298.33	29,074.58	0.00	0.00	162,361.62	40,590.41
305	11.01 11:00:00	0:15:00	112,818.67	28,204.67	0.00	0.00	165,841.28	41,460.32
305	11.01 11:15:00	0:15:00	112,229.42	28,057.35	0.00	0.00	166,430.54	41,607.63
305	11.01 11:30:00	0:15:00	109,718.22	27,429.55	0.00	0.00	168,941.74	42,235.44
305	11.01 11:45:00	0:15:00	109,049.13	27,262.28	0.00	0.00	169,610.83	42,402.71
305	11.01 12:00:00	0:15:00	108,184.20	27,046.05	0.00	0.00	170,475.75	42,618.94
305	11.01 12:15:00	0:15:00	109,667.07	27,416.77	0.00	0.00	168,992.88	42,248.22
305	11.01 12:30:00	0:15:00	108,676.41	27,169.10	0.00	0.00	169,983.54	42,495.89
305	11.01 12:45:00	0:15:00	109,657.10	27,414.27	0.00	0.00	169,002.86	42,250.72
305	11.01 13:00:00	0:15:00	108,735.29	27,183.82	0.00	0.00	169,924.66	42,481.17
305	11.01 13:15:00	0:15:00	110,465.64	27,616.41	0.00	0.00	168,194.32	42,048.58
305	11.01 13:30:00	0:15:00	111,196.85	27,799.21	0.00	0.00	167,463.11	41,865.78
305	11.01 13:45:00	0:15:00	114,809.47	28,702.37	0.00	0.00	163,850.48	40,962.62
305	11.01 14:00:00	0:15:00	117,322.17	29,330.54	0.00	0.00	161,337.79	40,334.45
305	11.01 14:15:00	0:15:00	123,615.64	30,903.91	0.00	0.00	155,044.32	38,761.08
305	11.01 14:30:00	0:15:00	129,548.87	32,387.22	0.00	0.00	149,111.09	37,277.77
305	11.01 14:45:00	0:15:00	138,947.53	34,736.88	0.00	0.00	139,712.42	34,928.11
305	11.01 15:00:00	0:15:00	149,741.01	37,435.25	0.00	0.00	128,918.95	32,229.74
305	11.01 15:15:00	0:15:00	167,674.16	41,918.54	0.00	0.00	110,985.79	27,746.45
305	11.01 15:30:00	0:15:00	191,533.56	47,883.39	0.00	0.00	87,126.39	21,781.60
305	11.01 15:45:00	0:15:00	222,098.56	55,524.64	0.00	0.00	56,561.39	14,140.35
305	11.01 16:00:00	0:12:36	246,621.07	51,790.42	4.74	1.00	32,034.15	6,727.17
305	11.01 16:10:12	0:05:24	261,899.57	23,570.96	9.98	0.90	16,750.40	1,507.54
312	11.08 07:43:48	0:00:36	254,451.04	2,544.51	0.00	0.00	24,208.91	242.09
312	11.08 07:45:00	0:07:48	254,510.67	33,086.39	0.00	0.00	24,149.29	3,139.41
312	11.08 08:00:00	0:15:00	255,353.64	63,838.41	0.00	0.00	23,306.32	5,826.58
312	11.08 08:15:00	0:15:00	255,648.52	63,912.13	0.00	0.00	23,011.44	5,752.86
312	11.08 08:30:00	0:15:00	249,746.72	62,436.68	0.00	0.00	28,913.24	7,228.31
312	11.08 08:45:00	0:15:00	239,332.95	59,833.24	0.00	0.00	39,327.01	9,831.75
312	11.08 09:00:00	0:15:00	220,477.98	55,119.50	0.00	0.00	58,181.97	14,545.49
312	11.08 09:15:00	0:15:00	202,053.12	50,513.28	0.00	0.00	76,606.84	19,151.71
312	11.08 09:30:00	0:15:00	182,750.85	45,687.71	0.00	0.00	95,909.11	23,977.28
312	11.08 09:45:00	0:15:00	169,382.06	42,345.52	0.00	0.00	109,277.90	27,319.47
312	11.08 10:00:00	0:15:00	156,415.92	39,103.98	0.00	0.00	122,244.03	30,561.01
312	11.08 10:15:00	0:15:00	147,828.54	36,957.14	0.00	0.00	130,831.41	32,707.85
312	11.08 10:30:00	0:15:00	138,956.02	34,739.00	0.00	0.00	139,703.94	34,925.99
312	11.08 10:45:00	0:15:00	134,804.78	33,701.19	0.00	0.00	143,855.18	35,963.79
312	11.08 11:00:00	0:15:00	130,731.87	32,682.97	0.00	0.00	147,928.08	36,982.02
312	11.08 11:15:00	0:15:00	129,942.79	32,485.70	0.00	0.00	148,717.17	37,179.29
312	11.08 11:30:00	0:15:00	127,236.25	31,809.06	0.00	0.00	151,423.71	37,855.93
312	11.08 11:45:00	0:15:00	126,640.01	31,660.00	0.00	0.00	152,019.95	38,004.99
312	11.08 12:00:00	0:15:00	126,206.17	31,551.54	0.00	0.00	152,453.78	38,113.45
312	11.08 12:15:00	0:15:00	127,919.56	31,979.89	0.00	0.00	150,740.40	37,685.10
312	11.08 12:30:00	0:15:00	126,917.67	31,729.42	0.00	0.00	151,742.28	37,935.57
312	11.08 12:45:00	0:15:00	128,044.54	32,011.14	0.00	0.00	150,615.41	37,653.85
312	11.08 13:00:00	0:15:00	127,455.29	31,863.82	0.00	0.00	151,204.67	37,801.17
312	11.08 13:15:00	0:15:00	129,377.48	32,344.37	0.00	0.00	149,282.48	37,320.62
312	11.08 13:30:00	0:15:00	130,686.72	32,671.68	0.00	0.00	147,973.24	36,993.31
312	11.08 13:45:00	0:15:00	135,266.05	33,816.51	0.00	0.00	143,393.90	35,848.48
312	11.08 14:00:00	0:15:00	139,003.17	34,750.79	0.00	0.00	139,656.79	34,914.20
312	11.08 14:15:00	0:15:00	146,950.40	36,737.60	0.00	0.00	131,709.56	32,927.39
312	11.08 14:30:00	0:15:00	155,120.16	38,780.04	0.00	0.00	123,539.80	30,884.95
312	11.08 14:45:00	0:15:00	168,822.49	42,205.62	0.00	0.00	109,837.46	27,459.37
312	11.08 15:00:00	0:15:00	183,848.03	45,962.01	0.00	0.00	94,811.92	23,702.98
312	11.08 15:15:00	0:15:00	209,541.06	52,385.27	0.00	0.00	69,118.89	17,279.72
312	11.08 15:30:00	0:15:00	231,753.44	57,938.36	0.50	0.13	46,906.02	11,726.50



## SCH CUM MAY2020 1450 OWENS E AND D FOR D 39 FT EXIST UPPER ONLY - Mission Commons

DayNum	Date+Time	Duration	ExSF	ExSFHr	NewSF	NewSFHr	SunnySF	SunnySFHr
312	11.08 15:45:00	0:15:00	249,314.63	62,328.66	13.47	3.37	29,331.85	7,332.96
312	11.08 16:00:00	0:09:00	264,687.94	39,703.19	24.45	3.67	13,947.57	2,092.14
312	11.08 16:03:00	0:01:48	267,048.96	8,011.47	28.44	0.85	11,582.56	347.48
319	11.15 07:51:00	0:04:48	256,663.87	20,533.11	0.00	0.00	21,996.08	1,759.69
319	11.15 08:00:00	0:12:00	257,073.26	51,414.65	0.00	0.00	21,586.70	4,317.34
319	11.15 08:15:00	0:15:00	258,005.54	64,501.39	0.00	0.00	20,654.41	5,163.60
319	11.15 08:30:00	0:15:00	257,789.25	64,447.31	0.00	0.00	20,870.71	5,217.68
319	11.15 08:45:00	0:15:00	253,909.44	63,477.36	0.00	0.00	24,750.52	6,187.63
319	11.15 09:00:00	0:15:00	244,291.48	61,072.87	0.00	0.00	34,368.47	8,592.12
319	11.15 09:15:00	0:15:00	231,596.27	57,899.07	0.00	0.00	47,063.68	11,765.92
319	11.15 09:30:00	0:15:00	211,050.13	52,762.53	0.00	0.00	67,609.83	16,902.46
319	11.15 09:45:00	0:15:00	195,131.72	48,782.93	0.00	0.00	83,528.23	20,882.06
319	11.15 10:00:00	0:15:00	180,043.31	45,010.83	0.00	0.00	98,616.64	24,654.16
319	11.15 10:15:00	0:15:00	169,874.52	42,468.63	0.00	0.00	108,785.43	27,196.36
319	11.15 10:30:00	0:15:00	158,636.24	39,659.06	0.00	0.00	120,023.72	30,005.93
319	11.15 10:45:00	0:15:00	153,642.03	38,410.51	0.00	0.00	125,017.93	31,254.48
319	11.15 11:00:00	0:15:00	148,646.07	37,161.52	0.00	0.00	130,013.89	32,503.47
319	11.15 11:15:00	0:15:00	147,331.84	36,832.96	0.00	0.00	131,328.11	32,832.03
319	11.15 11:30:00	0:15:00	144,291.26	36,072.81	0.00	0.00	134,368.70	33,592.17
319	11.15 11:45:00	0:15:00	143,477.72	35,869.43	0.00	0.00	135,182.23	33,795.56
319	11.15 12:00:00	0:15:00	143,164.14	35,791.03	0.00	0.00	135,495.82	33,873.96
319	11.15 12:15:00	0:15:00	145,494.22	36,373.56	0.00	0.00	133,165.74	33,291.43
319	11.15 12:30:00	0:15:00	144,468.63	36,117.16	0.00	0.00	134,191.32	33,547.83
319	11.15 12:45:00	0:15:00	145,778.37	36,444.59	0.00	0.00	132,881.59	33,220.40
319	11.15 13:00:00	0:15:00	145,343.04	36,335.76	0.00	0.00	133,316.92	33,329.23
319	11.15 13:15:00	0:15:00	147,907.38	36,976.84	0.00	0.00	130,752.58	32,688.14
319	11.15 13:30:00	0:15:00	150,218.50	37,554.63	0.00	0.00	128,441.46	32,110.36
319	11.15 13:45:00	0:15:00	155,470.92	38,867.73	0.00	0.00	123,189.04	30,797.26
319	11.15 14:00:00	0:15:00	160,523.75	40,130.94	0.00	0.00	118,136.20	29,534.05
319	11.15 14:15:00	0:15:00	170,767.14	42,691.78	0.00	0.00	107,892.82	26,973.20
319	11.15 14:30:00	0:15:00	180,983.83	45,245.96	0.00	0.00	97,676.13	24,419.03
319	11.15 14:45:00	0:15:00	199,145.75	49,786.44	0.00	0.00	79,514.20	19,878.55
319	11.15 15:00:00	0:15:00	216,796.25	54,199.06	0.00	0.00	61,863.70	15,465.93
319	11.15 15:15:00	0:15:00	235,416.46	58,854.12	1.50	0.37	43,242.00	10,810.50
319	11.15 15:30:00	0:15:00	247,694.55	61,923.64	8.48	2.12	30,956.92	7,739.23
319	11.15 15:45:00	0:13:48	260,907.92	60,008.82	39.42	9.07	17,712.62	4,073.90
319	11.15 15:57:36	0:06:36	270,724.20	29,779.66	268.68	29.56	7,667.07	843.38
326	11.22 07:57:36	0:01:12	257,996.56	5,159.93	0.00	0.00	20,663.40	413.27
326	11.22 08:00:00	0:09:00	258,233.31	38,735.00	0.00	0.00	20,426.64	3,064.00
326	11.22 08:15:00	0:15:00	259,158.36	64,789.59	0.00	0.00	19,501.60	4,875.40
326	11.22 08:30:00	0:15:00	259,966.90	64,991.73	0.00	0.00	18,693.05	4,673.26
326	11.22 08:45:00	0:15:00	259,318.52	64,829.63	0.00	0.00	19,341.44	4,835.36
326	11.22 09:00:00	0:15:00	255,109.90	63,777.48	0.00	0.00	23,550.05	5,887.51
326	11.22 09:15:00	0:15:00	247,100.05	61,775.01	0.00	0.00	31,559.90	7,889.98
326	11.22 09:30:00	0:15:00	236,018.94	59,004.74	0.00	0.00	42,641.02	10,660.25
326	11.22 09:45:00	0:15:00	219,447.16	54,861.79	0.00	0.00	59,212.80	14,803.20
326	11.22 10:00:00	0:15:00	201,752.50	50,438.13	0.00	0.00	76,907.46	19,226.86
326	11.22 10:15:00	0:15:00	191,229.96	47,807.49	0.00	0.00	87,430.00	21,857.50
326	11.22 10:30:00	0:15:00	178,456.41	44,614.10	0.00	0.00	100,203.54	25,050.89
326	11.22 10:45:00	0:15:00	171,844.86	42,961.22	0.00	0.00	106,815.09	26,703.77
326	11.22 11:00:00	0:15:00	165,786.40	41,446.60	0.00	0.00	112,873.56	28,218.39
326	11.22 11:15:00	0:15:00	164,604.39	41,151.10	0.00	0.00	114,055.56	28,513.89
326	11.22 11:30:00	0:15:00	161,244.73	40,311.18	0.00	0.00	117,415.22	29,353.81
326	11.22 11:45:00	0:15:00	160,069.21	40,017.30	0.00	0.00	118,590.74	29,647.69
326	11.22 12:00:00	0:15:00	159,574.01	39,893.50	0.00	0.00	119,085.95	29,771.49
326	11.22 12:15:00	0:15:00	162,404.53	40,601.13	0.00	0.00	116,255.42	29,063.86
326	11.22 12:30:00	0:15:00	161,146.19	40,286.55	0.00	0.00	117,513.77	29,378.44
326	11.22 12:45:00	0:15:00	162,910.47	40,727.62	0.00	0.00	115,749.49	28,937.37
326	11.22 13:00:00	0:15:00	162,319.71	40,579.93	0.00	0.00	116,340.24	29,085.06
326	11.22 13:15:00	0:15:00	165,680.87	41,420.22	0.00	0.00	112,979.09	28,244.77
326	11.22 13:30:00	0:15:00	168,391.90	42,097.98	0.00	0.00	110,268.06	27,567.01
326	11.22 13:45:00	0:15:00	174,543.67	43,635.92	0.00	0.00	104,116.29	26,029.07
326	11.22 14:00:00	0:15:00	180,943.66	45,235.92	0.00	0.00	97,716.29	24,429.07





## SCH CUM MAY2020 1450 OWENS E AND D FOR D 39 FT EXIST UPPER ONLY - Mission Commons

DayNum	Date+Time	Duration	ExSF	ExSFHr	NewSF	NewSFHr	SunnySF	SunnySFHr
326	11.22 14:15:00	0:15:00	193,082.55	48,270.64	0.00	0.00	85,577.41	21,394.35
326	11.22 14:30:00	0:15:00	205,450.70	51,362.67	0.00	0.00	73,209.26	18,302.32
326	11.22 14:45:00	0:15:00	222,655.39	55,663.85	0.00	0.00	56,004.57	14,001.14
326	11.22 15:00:00	0:15:00	233,743.99	58,436.00	0.00	0.00	44,915.97	11,228.99
326	11.22 15:15:00	0:15:00	248,493.86	62,123.47	2.00	0.50	30,164.10	7,541.02
326	11.22 15:30:00	0:15:00	256,197.11	64,049.28	15.47	3.87	22,447.38	5,611.85
326	11.22 15:45:00	0:12:00	267,707.32	53,541.46	22.20	4.44	10,930.43	2,186.09
326	11.22 15:54:00	0:04:48	272,428.36	21,794.27	954.49	76.36	5,277.11	422.17
333	11.29 08:04:12	0:05:24	258,986.72	23,308.81	0.00	0.00	19,673.23	1,770.59
333	11.29 08:15:00	0:12:36	260,087.90	54,618.46	0.00	0.00	18,572.06	3,900.13
333	11.29 08:30:00	0:15:00	260,686.38	65,171.60	0.00	0.00	17,973.57	4,493.39
333	11.29 08:45:00	0:15:00	261,444.78	65,361.20	0.00	0.00	17,215.17	4,303.79
333	11.29 09:00:00	0:15:00	259,706.95	64,926.74	0.00	0.00	18,953.00	4,738.25
333	11.29 09:15:00	0:15:00	255,758.28	63,939.57	0.00	0.00	22,901.67	5,725.42
333	11.29 09:30:00	0:15:00	246,749.54	61,687.39	0.00	0.00	31,910.41	7,977.60
333	11.29 09:45:00	0:15:00	236,120.72	59,030.18	0.00	0.00	42,539.23	10,634.81
333	11.29 10:00:00	0:15:00	220,966.20	55,241.55	0.00	0.00	57,693.75	14,423.44
333	11.29 10:15:00	0:15:00	209,765.09	52,441.27	0.00	0.00	68,894.86	17,223.72
333	11.29 10:30:00	0:15:00	196,349.40	49,087.35	0.00	0.00	82,310.55	20,577.64
333	11.29 10:45:00	0:15:00	188,132.74	47,033.19	0.00	0.00	90,527.21	22,631.80
333	11.29 11:00:00	0:15:00	180,878.55	45,219.64	0.00	0.00	97,781.41	24,445.35
333	11.29 11:15:00	0:15:00	179,683.57	44,920.89	0.00	0.00	98,976.38	24,744.10
333	11.29 11:30:00	0:15:00	175,938.72	43,984.68	0.00	0.00	102,721.23	25,680.31
333	11.29 11:45:00	0:15:00	174,651.94	43,662.99	0.00	0.00	104,008.02	26,002.00
333	11.29 12:00:00	0:15:00	174,184.92	43,546.23	0.00	0.00	104,475.03	26,118.76
333	11.29 12:15:00	0:15:00	177,155.91	44,288.98	0.00	0.00	101,504.05	25,376.01
333	11.29 12:30:00	0:15:00	176,299.96	44,074.99	0.00	0.00	102,359.99	25,590.00
333	11.29 12:45:00	0:15:00	177,761.88	44,440.47	0.00	0.00	100,898.08	25,224.52
333	11.29 13:00:00	0:15:00	177,419.10	44,354.78	0.00	0.00	101,240.86	25,310.21
333	11.29 13:15:00	0:15:00	180,956.88	45,239.22	0.00	0.00	97,703.07	24,425.77
333	11.29 13:30:00	0:15:00	184,394.88	46,098.72	0.00	0.00	94,265.08	23,566.27
333	11.29 13:45:00	0:15:00	191,152.12	47,788.03	0.00	0.00	87,507.84	21,876.96
333	11.29 14:00:00	0:15:00	198,145.61	49,536.40	0.00	0.00	80,514.34	20,128.59
333	11.29 14:15:00	0:15:00	209,781.56	52,445.39	0.00	0.00	68,878.40	17,219.60
333	11.29 14:30:00	0:15:00	221,367.61	55,341.90	0.00	0.00	57,292.35	14,323.09
333	11.29 14:45:00	0:15:00	232,563.23	58,140.81	0.00	0.00	46,096.72	11,524.18
333	11.29 15:00:00	0:15:00	243,277.62	60,819.41	1.00	0.25	35,381.34	8,845.33
333	11.29 15:15:00	0:15:00	253,835.84	63,458.96	5.99	1.50	24,818.13	6,204.53
333	11.29 15:30:00	0:15:00	260,614.54	65,153.63	31.18	7.80	18,014.24	4,503.56
333	11.29 15:45:00	0:10:48	270,352.98	48,663.54	203.57	36.64	8,103.40	1,458.61
333	11.29 15:51:36	0:03:00	273,592.90	13,679.65	1,770.51	88.53	3,296.54	164.83
340	12.06 08:10:12	0:02:24	259,675.52	10,387.02	0.00	0.00	18,984.44	759.38
340	12.06 08:15:00	0:10:12	260,148.02	44,225.16	0.00	0.00	18,511.94	3,147.03
340	12.06 08:30:00	0:15:00	261,228.24	65,307.06	0.00	0.00	17,431.72	4,357.93
340	12.06 08:45:00	0:15:00	262,007.85	65,501.96	0.00	0.00	16,652.11	4,163.03
340	12.06 09:00:00	0:15:00	261,844.44	65,461.11	0.00	0.00	16,815.52	4,203.88
340	12.06 09:15:00	0:15:00	259,392.61	64,848.15	0.00	0.00	19,267.34	4,816.84
340	12.06 09:30:00	0:15:00	254,398.15	63,599.54	0.00	0.00	24,261.80	6,065.45
340	12.06 09:45:00	0:15:00	244,972.54	61,243.14	0.00	0.00	33,687.41	8,421.85
340	12.06 10:00:00	0:15:00	232,865.59	58,216.40	0.00	0.00	45,794.36	11,448.59
340	12.06 10:15:00	0:15:00	223,671.00	55,917.75	0.00	0.00	54,988.96	13,747.24
340	12.06 10:30:00	0:15:00	210,097.14	52,524.29	0.00	0.00	68,562.81	17,140.70
340	12.06 10:45:00	0:15:00	200,933.73	50,233.43	0.00	0.00	77,726.23	19,431.56
340	12.06 11:00:00	0:15:00	193,117.72	48,279.43	0.00	0.00	85,542.23	21,385.56
340	12.06 11:15:00	0:15:00	191,579.22	47,894.80	0.00	0.00	87,080.74	21,770.18
340	12.06 11:30:00	0:15:00	187,930.17	46,982.54	0.00	0.00	90,729.79	22,682.45
340	12.06 11:45:00	0:15:00	186,543.59	46,635.90	0.00	0.00	92,116.36	23,029.09
340	12.06 12:00:00	0:15:00	185,443.42	46,360.85	0.00	0.00	93,216.54	23,304.14
340	12.06 12:15:00	0:15:00	188,310.62	47,077.65	0.00	0.00	90,349.34	22,587.34
340	12.06 12:30:00	0:15:00	187,638.28	46,909.57	0.00	0.00	91,021.67	22,755.42
340	12.06 12:45:00	0:15:00	189,357.16	47,339.29	0.00	0.00	89,302.80	22,325.70
340	12.06 13:00:00	0:15:00	189,078.25	47,269.56	0.00	0.00	89,581.71	22,395.43
340	12.06 13:15:00	0:15:00	192,624.76	48,156.19	0.00	0.00	86,035.19	21,508.80



## SCH CUM MAY2020 1450 OWENS E AND D FOR D 39 FT EXIST UPPER ONLY - Mission Commons

DayNum	Date+Time	Duration	ExSF	ExSFHr	NewSF	NewSFHr	SunnySF	SunnySFHr
340	12.06 13:30:00	0:15:00	195,941.01	48,985.25	0.00	0.00	82,718.94	20,679.74
340	12.06 13:45:00	0:15:00	202,856.42	50,714.11	0.00	0.00	75,803.54	18,950.88
340	12.06 14:00:00	0:15:00	209,435.04	52,358.76	0.00	0.00	69,224.92	17,306.23
340	12.06 14:15:00	0:15:00	219,932.88	54,983.22	0.00	0.00	58,727.07	14,681.77
340	12.06 14:30:00	0:15:00	227,052.61	56,763.15	0.00	0.00	51,607.35	12,901.84
340	12.06 14:45:00	0:15:00	237,961.84	59,490.46	0.00	0.00	40,698.12	10,174.53
340	12.06 15:00:00	0:15:00	247,504.20	61,876.05	1.00	0.25	31,154.76	7,788.69
340	12.06 15:15:00	0:15:00	256,321.84	64,080.46	8.48	2.12	22,329.63	5,582.41
340	12.06 15:30:00	0:15:00	263,030.69	65,757.67	29.19	7.30	15,600.08	3,900.02
340	12.06 15:45:00	0:10:12	271,494.33	46,154.04	401.40	68.24	6,764.23	1,149.92
340	12.06 15:51:00	0:03:00	274,308.39	13,715.42	2,406.92	120.35	1,944.65	97.23
347	12.13 08:15:36	0:07:12	260,088.40	31,210.61	0.00	0.00	18,571.56	2,228.59
347	12.13 08:30:00	0:15:00	261,427.57	65,356.89	0.00	0.00	17,232.39	4,308.10
347	12.13 08:45:00	0:15:00	262,188.21	65,547.05	0.00	0.00	16,471.74	4,117.94
347	12.13 09:00:00	0:15:00	262,707.62	65,676.91	0.00	0.00	15,952.34	3,988.08
347	12.13 09:15:00	0:15:00	261,262.17	65,315.54	0.00	0.00	17,397.79	4,349.45
347	12.13 09:30:00	0:15:00	257,702.43	64,425.61	0.00	0.00	20,957.52	5,239.38
347	12.13 09:45:00	0:15:00	251,329.63	62,832.41	0.00	0.00	27,330.33	6,832.58
347	12.13 10:00:00	0:15:00	239,586.16	59,896.54	0.00	0.00	39,073.79	9,768.45
347	12.13 10:15:00	0:15:00	229,777.11	57,444.28	0.00	0.00	48,882.84	12,220.71
347	12.13 10:30:00	0:15:00	219,684.16	54,921.04	0.00	0.00	58,975.80	14,743.95
347	12.13 10:45:00	0:15:00	209,570.25	52,392.56	0.00	0.00	69,089.70	17,272.43
347	12.13 11:00:00	0:15:00	201,823.60	50,455.90	0.00	0.00	76,836.36	19,209.09
347	12.13 11:15:00	0:15:00	199,125.04	49,781.26	0.00	0.00	79,534.91	19,883.73
347	12.13 11:30:00	0:15:00	195,514.16	48,878.54	0.00	0.00	83,145.79	20,786.45
347	12.13 11:45:00	0:15:00	194,662.21	48,665.55	0.00	0.00	83,997.74	20,999.44
347	12.13 12:00:00	0:15:00	192,145.52	48,036.38	0.00	0.00	86,514.43	21,628.61
347	12.13 12:15:00	0:15:00	195,773.12	48,943.28	0.00	0.00	82,886.84	20,721.71
347	12.13 12:30:00	0:15:00	194,751.02	48,687.76	0.00	0.00	83,908.93	20,977.23
347	12.13 12:45:00	0:15:00	196,774.01	49,193.50	0.00	0.00	81,885.95	20,471.49
347	12.13 13:00:00	0:15:00	196,290.53	49,072.63	0.00	0.00	82,369.43	20,592.36
347	12.13 13:15:00	0:15:00	199,431.90	49,857.97	0.00	0.00	79,228.06	19,807.02
347	12.13 13:30:00	0:15:00	202,811.02	50,702.75	0.00	0.00	75,848.94	18,962.24
347	12.13 13:45:00	0:15:00	209,081.03	52,270.26	0.00	0.00	69,578.92	17,394.73
347	12.13 14:00:00	0:15:00	214,363.14	53,590.78	0.00	0.00	64,296.82	16,074.20
347	12.13 14:15:00	0:15:00	222,810.81	55,702.70	0.00	0.00	55,849.14	13,962.29
347	12.13 14:30:00	0:15:00	229,648.63	57,412.16	0.00	0.00	49,011.32	12,252.83
347	12.13 14:45:00	0:15:00	240,106.06	60,026.52	0.00	0.00	38,553.89	9,638.47
347	12.13 15:00:00	0:15:00	248,322.97	62,080.74	0.75	0.19	30,336.23	7,584.06
347	12.13 15:15:00	0:15:00	257,269.10	64,317.27	6.49	1.62	21,384.37	5,346.09
347	12.13 15:30:00	0:15:00	263,393.67	65,848.42	35.68	8.92	15,230.61	3,807.65
347	12.13 15:45:00	0:10:48	271,422.23	48,856.00	215.55	38.80	7,022.18	1,263.99
347	12.13 15:52:11	0:03:36	274,851.49	16,491.09	2,329.83	139.79	1,478.63	88.72
354	12.20 08:19:48	0:04:48	260,243.57	20,819.49	0.00	0.00	18,416.39	1,473.31
354	12.20 08:30:00	0:12:36	261,192.32	54,850.39	0.00	0.00	17,467.64	3,668.20
354	12.20 08:45:00	0:15:00	262,172.25	65,543.06	0.00	0.00	16,487.71	4,121.93
354	12.20 09:00:00	0:15:00	262,879.26	65,719.81	0.00	0.00	15,780.70	3,945.18
354	12.20 09:15:00	0:15:00	262,190.46	65,547.62	0.00	0.00	16,469.50	4,117.37
354	12.20 09:30:00	0:15:00	259,077.28	64,769.32	0.00	0.00	19,582.68	4,895.67
354	12.20 09:45:00	0:15:00	254,306.60	63,576.65	0.00	0.00	24,353.36	6,088.34
354	12.20 10:00:00	0:15:00	243,707.96	60,926.99	0.00	0.00	34,951.99	8,738.00
354	12.20 10:15:00	0:15:00	233,220.34	58,305.09	0.00	0.00	45,439.61	11,359.90
354	12.20 10:30:00	0:15:00	224,737.99	56,184.50	0.00	0.00	53,921.96	13,480.49
354	12.20 10:45:00	0:15:00	214,574.94	53,643.74	0.00	0.00	64,085.01	16,021.25
354	12.20 11:00:00	0:15:00	205,881.04	51,470.26	0.00	0.00	72,778.92	18,194.73
354	12.20 11:15:00	0:15:00	202,379.68	50,594.92	0.00	0.00	76,280.28	19,070.07
354	12.20 11:30:00	0:15:00	198,817.44	49,704.36	0.00	0.00	79,842.51	19,960.63
354	12.20 11:45:00	0:15:00	198,189.77	49,547.44	0.00	0.00	80,470.19	20,117.55
354	12.20 12:00:00	0:15:00	194,677.18	48,669.30	0.00	0.00	83,982.77	20,995.69
354	12.20 12:15:00	0:15:00	198,225.69	49,556.42	0.00	0.00	80,434.26	20,108.57
354	12.20 12:30:00	0:15:00	197,630.20	49,407.55	0.00	0.00	81,029.76	20,257.44
354	12.20 12:45:00	0:15:00	199,583.58	49,895.89	0.00	0.00	79,076.38	19,769.10
354	12.20 13:00:00	0:15:00	198,912.49	49,728.12	0.00	0.00	79,747.46	19,936.87



# SCH CUM MAY2020 1450 OWENS E AND D FOR D 39 FT EXIST UPPER ONLY - Mission Commons

DayNum	Date+Time	Duration	ExSF	ExSFHr	NewSF	NewSFHr	SunnySF	SunnySFHr
354	12.20 13:15:00	0:15:00	201,773.95	50,443.49	0.00	0.00	76,886.00	19,221.50
354	12.20 13:30:00	0:15:00	204,680.07	51,170.02	0.00	0.00	73,979.88	18,494.97
354	12.20 13:45:00	0:15:00	210,580.37	52,645.09	0.00	0.00	68,079.58	17,019.90
354	12.20 14:00:00	0:15:00	215,747.22	53,936.80	0.00	0.00	62,912.74	15,728.18
354	12.20 14:15:00	0:15:00	222,848.23	55,712.06	0.00	0.00	55,811.72	13,952.93
354	12.20 14:30:00	0:15:00	229,276.67	57,319.17	0.00	0.00	49,383.29	12,345.82
354	12.20 14:45:00	0:15:00	239,555.23	59,888.81	0.00	0.00	39,104.73	9,776.18
354	12.20 15:00:00	0:15:00	247,505.70	61,876.43	0.75	0.19	31,153.51	7,788.38
354	12.20 15:15:00	0:15:00	256,519.18	64,129.79	1.25	0.31	22,139.53	5,534.88
354	12.20 15:30:00	0:15:00	262,166.26	65,541.57	11.98	2.99	16,481.72	4,120.43
354	12.20 15:45:00	0:12:36	270,411.11	56,786.33	10.98	2.31	8,237.87	1,729.95
354	12.20 15:54:36	0:04:48	274,909.37	21,992.75	2,163.44	173.08	1,587.15	126.97
			84,334,642.56	19,171,135.89	11,030.22	837.41	234,998,635.03	57,635,069.96



1450 Owens Street UPDATED  
Cumulative Scenario  
Exhibit B.11  
Quantitative Results  
Mission Creek



## SCH CUM MAY2020 1450 OWENS E AND D FOR D 39 FT EXIST UPPER ONLY - Mission Creek

### Summary of Results

FastCast Annualized Net New Shadow	256,425.07	Sq ft hrs
Theoretical Annual Available Sunlight (TAAS), based on City's TAAS Factor	3,368,183,691.14	Sq ft hrs
<b>Annual Shadow Increase as a Percentage of TAAS</b>	<b>0.00761%</b>	

Mission Creek Park Area	905,085.10	GIS
-------------------------	------------	-----



SCH CUM MAY2020 1450 OWENS E AND D FOR D 39 FT EXIST UPPER ONLY - Mission Creek

Date+Time	Date	Mirror Date	Duration	Total Duration	ExSF	ExSFHr	NewSF	NewSFHr	NewSFHr/Day
11.01 07:36:35	1-Nov	8-Feb	0:04:12		701,238.42	49,086.69	1.00	0.07	
11.01 07:45:00			0:11:24		678,441.59	128,903.90	1.75	0.33	
11.01 08:30:00			0:15:00	0:30:36	486,025.31	121,506.33	3.00	0.75	1.15
11.08 07:43:48	8-Nov	1-Feb	0:00:36		712,405.42	7,124.05	402.60	4.03	
11.08 07:45:00			0:07:48		708,529.14	92,108.79	415.59	54.03	
11.08 08:15:00			0:15:00		589,534.17	147,383.54	67.47	16.87	
11.08 08:30:00			0:15:00		520,368.74	130,092.19	3.50	0.88	
11.08 08:45:00			0:15:00		464,023.68	116,005.92	5.00	1.25	
11.08 09:00:00			0:15:00	1:08:24	418,446.77	104,611.69	2.00	0.50	77.55
11.15 07:51:00	15-Nov	25-Jan	0:04:48		719,741.88	57,579.35	1,731.59	138.53	
11.15 08:00:00			0:12:00		687,585.36	137,517.07	57.73	11.55	
11.15 08:15:00			0:15:00		618,813.28	154,703.32	1,010.62	252.65	
11.15 08:30:00			0:15:00		553,118.28	138,279.57	491.81	122.95	
11.15 08:45:00			0:15:00		491,040.40	122,760.10	15.74	3.94	
11.15 09:00:00			0:15:00		445,232.08	111,308.02	5.75	1.44	
11.15 09:15:00			0:15:00		413,255.75	103,313.94	3.75	0.94	
11.15 09:30:00			0:15:00		391,551.01	97,887.75	2.75	0.69	
11.15 10:00:00			0:15:00	2:01:48	359,036.38	89,759.10	0.25	0.06	532.74
11.22 07:57:36	22-Nov	18-Jan	0:01:12		723,087.35	14,461.75	2,976.12	59.52	
11.22 08:00:00			0:09:00		715,410.28	107,311.54	1,926.77	289.02	
11.22 08:15:00			0:15:00		656,496.19	164,124.05	1,868.29	467.07	
11.22 08:30:00			0:15:00		584,009.53	146,002.38	2,610.01	652.50	
11.22 08:45:00			0:15:00		517,750.74	129,437.68	781.70	195.43	
11.22 09:00:00			0:15:00		467,283.69	116,820.92	11.75	2.94	
11.22 09:15:00			0:15:00		439,400.30	109,850.08	13.00	3.25	
11.22 09:30:00			0:15:00		409,982.25	102,495.56	4.75	1.19	
11.22 09:45:00			0:15:00	1:55:12	392,800.03	98,200.01	0.75	0.19	1,671.10
11.29 08:04:12	29-Nov	11-Jan	0:05:24		727,140.56	65,442.65	3,012.35	271.11	
11.29 08:15:00			0:12:36		686,557.50	144,177.08	2,193.92	460.72	
11.29 08:30:00			0:15:00		615,184.91	153,796.23	3,885.52	971.38	
11.29 08:45:00			0:15:00		548,291.62	137,072.90	3,374.97	843.74	
11.29 09:00:00			0:15:00		494,653.28	123,663.32	1,216.54	304.13	
11.29 09:15:00			0:15:00		458,006.97	114,501.74	19.49	4.87	
11.29 09:30:00			0:15:00		429,156.95	107,289.24	21.24	5.31	
11.29 09:45:00			0:15:00		407,807.57	101,951.89	3.25	0.81	
11.29 10:00:00			0:15:00		388,772.82	97,193.20	1.75	0.44	
11.29 10:30:00			0:15:00	2:18:00	352,901.47	88,225.37	0.25	0.06	2,862.58
12.06 08:10:12	6-Dec	4-Jan	0:02:24		728,618.50	29,144.74	3,461.43	138.46	
12.06 08:15:00			0:10:12		709,600.74	120,632.13	2,242.65	381.25	
12.06 08:30:00			0:15:00		649,606.56	162,401.64	4,415.07	1,103.77	
12.06 08:45:00			0:15:00		573,511.52	143,377.88	4,928.38	1,232.09	
12.06 09:00:00			0:15:00		515,195.96	128,798.99	3,254.26	813.57	
12.06 09:15:00			0:15:00		477,079.96	119,269.99	1,215.79	303.95	
12.06 09:30:00			0:15:00		449,210.32	112,302.58	2.50	0.63	
12.06 09:45:00			0:15:00		421,759.26	105,439.82	8.75	2.19	
12.06 10:00:00			0:15:00		401,302.05	100,325.51	5.25	1.31	
12.06 10:15:00			0:15:00		384,448.21	96,112.05	2.50	0.63	
12.06 10:30:00			0:15:00		367,677.59	91,919.40	1.00	0.25	
12.06 10:45:00			0:15:00		349,044.18	87,261.05	0.25	0.06	
12.06 11:00:00			0:15:00		332,673.16	83,168.29	1.25	0.31	
12.06 11:45:00			0:15:00	3:12:36	291,918.67	72,979.67	0.25	0.06	3,978.52
12.13 08:15:36	13-Dec	27-Dec	0:07:12		730,708.20	87,684.98	3,346.23	401.55	
12.13 08:30:00			0:15:00		673,555.70	168,388.93	4,225.14	1,056.29	

12.13 08:45:00			0:15:00	600,180.12	150,045.03	5,477.92	1,369.48	
12.13 09:00:00			0:15:00	536,460.87	134,115.22	4,824.16	1,206.04	
12.13 09:15:00			0:15:00	496,862.69	124,215.67	2,779.94	694.99	
12.13 09:30:00			0:15:00	460,743.43	115,185.86	383.60	95.90	
12.13 09:45:00			0:15:00	436,435.68	109,108.92	4.75	1.19	
12.13 10:00:00			0:15:00	411,402.70	102,850.68	11.25	2.81	
12.13 10:15:00			0:15:00	393,636.47	98,409.12	4.25	1.06	
12.13 10:30:00			0:15:00	376,227.34	94,056.84	2.25	0.56	
12.13 10:45:00			0:15:00	361,649.64	90,412.41	1.00	0.25	
12.13 11:00:00			0:15:00	342,258.02	85,564.50	0.25	0.06	
12.13 11:15:00			0:15:00	329,714.54	82,428.64	0.25	0.06	4,830.24
12.20 08:19:48	20-Dec	No Mirror	0:04:48	729,729.33	58,378.35	3,189.29	255.14	
12.20 08:30:00			0:12:36	689,564.86	144,808.62	3,830.04	804.31	
12.20 08:45:00			0:15:00	621,196.87	155,299.22	5,396.45	1,349.11	
12.20 09:00:00			0:15:00	552,812.40	138,203.10	5,578.13	1,394.53	
12.20 09:15:00			0:15:00	508,955.58	127,238.90	3,859.03	964.76	
12.20 09:30:00			0:15:00	468,852.34	117,213.09	1,053.10	263.28	
12.20 09:45:00			0:15:00	446,711.27	111,677.82	18.99	4.75	
12.20 10:00:00			0:15:00	418,229.86	104,557.46	4.00	1.00	
12.20 10:15:00			0:15:00	399,957.56	99,989.39	4.25	1.06	
12.20 10:30:00			0:15:00	381,658.02	95,414.51	1.75	0.44	
12.20 10:45:00			0:15:00	368,450.80	92,112.70	0.50	0.13	
12.20 11:15:00			0:15:00	335,043.26	83,760.82	0.25	0.06	5,038.56
17:01:12				8,256,203.38		91,680.37	18,992.43	
2:07:39				Average Duration				





## SCH CUM MAY2020 1450 OWENS E AND D FOR D 39 FT EXIST UPPER ONLY - Mission Creek

DayNum	Date+Time	Duration	ExSF	ExSFHr	NewSF	NewSFHr	SunnySF	SunnySFHr
172	06.21 06:46:48	0:06:36	665,513.76	73,206.51	0.00	0.00	239,571.34	26,352.85
172	06.21 07:00:00	0:13:48	577,955.33	132,929.73	0.00	0.00	327,129.77	75,239.85
172	06.21 07:15:00	0:15:00	477,586.77	119,396.69	0.00	0.00	427,498.33	106,874.58
172	06.21 07:30:00	0:15:00	410,238.40	102,559.60	0.00	0.00	494,846.70	123,711.68
172	06.21 07:45:00	0:15:00	362,733.22	90,683.31	0.00	0.00	542,351.88	135,587.97
172	06.21 08:00:00	0:15:00	324,769.92	81,192.48	0.00	0.00	580,315.18	145,078.80
172	06.21 08:15:00	0:15:00	292,366.25	73,091.56	0.00	0.00	612,718.85	153,179.71
172	06.21 08:30:00	0:15:00	266,747.75	66,686.94	0.00	0.00	638,337.35	159,584.34
172	06.21 08:45:00	0:15:00	245,783.98	61,445.99	0.00	0.00	659,301.13	164,825.28
172	06.21 09:00:00	0:15:00	228,966.87	57,241.72	0.00	0.00	676,118.23	169,029.56
172	06.21 09:15:00	0:15:00	216,047.54	54,011.89	0.00	0.00	689,037.56	172,259.39
172	06.21 09:30:00	0:15:00	204,830.06	51,207.52	0.00	0.00	700,255.04	175,063.76
172	06.21 09:45:00	0:15:00	194,718.41	48,679.60	0.00	0.00	710,366.69	177,591.67
172	06.21 10:00:00	0:15:00	184,652.49	46,163.12	0.00	0.00	720,432.61	180,108.15
172	06.21 10:15:00	0:15:00	175,003.16	43,750.79	0.00	0.00	730,081.94	182,520.49
172	06.21 10:30:00	0:15:00	165,184.65	41,296.16	0.00	0.00	739,900.46	184,975.11
172	06.21 10:45:00	0:15:00	155,281.16	38,820.29	0.00	0.00	749,803.94	187,450.98
172	06.21 11:00:00	0:15:00	144,727.43	36,181.86	0.00	0.00	760,357.67	190,089.42
172	06.21 11:15:00	0:15:00	134,430.60	33,607.65	0.00	0.00	770,654.50	192,663.63
172	06.21 11:30:00	0:15:00	124,478.38	31,119.60	0.00	0.00	780,606.72	195,151.68
172	06.21 11:45:00	0:15:00	115,922.14	28,980.54	0.00	0.00	789,162.96	197,290.74
172	06.21 12:00:00	0:15:00	109,498.08	27,374.52	0.00	0.00	795,587.02	198,896.75
172	06.21 12:15:00	0:15:00	104,226.34	26,056.59	0.00	0.00	800,858.76	200,214.69
172	06.21 12:30:00	0:15:00	99,959.71	24,989.93	0.00	0.00	805,125.39	201,281.35
172	06.21 12:45:00	0:15:00	96,260.62	24,065.16	0.00	0.00	808,824.48	202,206.12
172	06.21 13:00:00	0:15:00	93,105.82	23,276.46	0.00	0.00	811,979.28	202,994.82
172	06.21 13:15:00	0:15:00	94,017.98	23,504.49	0.00	0.00	811,067.13	202,766.78
172	06.21 13:30:00	0:15:00	96,388.32	24,097.08	0.00	0.00	808,696.78	202,174.19
172	06.21 13:45:00	0:15:00	99,156.27	24,789.07	0.00	0.00	805,928.83	201,482.21
172	06.21 14:00:00	0:15:00	100,900.11	25,225.03	0.00	0.00	804,184.99	201,046.25
172	06.21 14:15:00	0:15:00	104,074.15	26,018.54	0.00	0.00	801,010.95	200,252.74
172	06.21 14:30:00	0:15:00	112,590.41	28,147.60	0.00	0.00	792,494.69	198,123.67
172	06.21 14:45:00	0:15:00	122,556.87	30,639.22	0.00	0.00	782,528.24	195,632.06
172	06.21 15:00:00	0:15:00	134,773.97	33,693.49	0.00	0.00	770,311.13	192,577.78
172	06.21 15:15:00	0:15:00	147,168.75	36,792.19	0.00	0.00	757,916.35	189,479.09
172	06.21 15:30:00	0:15:00	160,204.04	40,051.01	0.00	0.00	744,881.06	186,220.27
172	06.21 15:45:00	0:15:00	173,215.09	43,303.77	0.00	0.00	731,870.01	182,967.50
172	06.21 16:00:00	0:15:00	187,421.18	46,855.30	0.00	0.00	717,663.92	179,415.98
172	06.21 16:15:00	0:15:00	199,789.48	49,947.37	0.00	0.00	705,295.62	176,323.91
172	06.21 16:30:00	0:15:00	212,501.39	53,125.35	0.00	0.00	692,583.71	173,145.93
172	06.21 16:45:00	0:15:00	226,644.76	56,661.19	0.00	0.00	678,440.34	169,610.09
172	06.21 17:00:00	0:15:00	244,462.73	61,115.68	0.00	0.00	660,622.37	165,155.59
172	06.21 17:15:00	0:15:00	261,031.92	65,257.98	0.00	0.00	644,053.18	161,013.29
172	06.21 17:30:00	0:15:00	275,590.63	68,897.66	0.00	0.00	629,494.47	157,373.62
172	06.21 17:45:00	0:15:00	287,109.25	71,777.31	0.00	0.00	617,975.85	154,493.96
172	06.21 18:00:00	0:15:00	296,123.57	74,030.89	0.00	0.00	608,961.53	152,240.38
172	06.21 18:15:00	0:15:00	308,610.82	77,152.71	0.00	0.00	596,474.28	149,118.57
172	06.21 18:30:00	0:15:00	321,829.04	80,457.26	0.00	0.00	583,256.06	145,814.02
172	06.21 18:45:00	0:15:00	347,672.71	86,918.18	0.00	0.00	557,412.40	139,353.10
172	06.21 19:00:00	0:15:00	391,815.16	97,953.79	0.00	0.00	513,269.94	128,317.49
172	06.21 19:15:00	0:18:00	475,433.09	142,629.93	0.00	0.00	429,652.01	128,895.60
172	06.21 19:36:00	0:10:48	675,971.53	121,674.88	0.00	0.00	229,113.57	41,240.44
179	06.28 06:48:35	0:06:00	666,653.83	66,665.38	0.00	0.00	238,431.27	23,843.13
179	06.28 07:00:00	0:13:12	594,887.64	130,875.28	0.00	0.00	310,197.47	68,243.44
179	06.28 07:15:00	0:15:00	491,218.08	122,804.52	0.00	0.00	413,867.02	103,466.75
179	06.28 07:30:00	0:15:00	419,480.38	104,870.10	0.00	0.00	485,604.72	121,401.18
179	06.28 07:45:00	0:15:00	369,657.34	92,414.34	0.00	0.00	535,427.76	133,856.94
179	06.28 08:00:00	0:15:00	330,999.05	82,749.76	0.00	0.00	574,086.05	143,521.51
179	06.28 08:15:00	0:15:00	297,447.82	74,361.95	0.00	0.00	607,637.28	151,909.32
179	06.28 08:30:00	0:15:00	270,881.93	67,720.48	0.00	0.00	634,203.18	158,550.79
179	06.28 08:45:00	0:15:00	249,211.17	62,302.79	0.00	0.00	655,873.93	163,968.48
179	06.28 09:00:00	0:15:00	231,238.76	57,809.69	0.00	0.00	673,846.34	168,461.59
179	06.28 09:15:00	0:15:00	218,075.02	54,518.76	0.00	0.00	687,010.08	171,752.52



## SCH CUM MAY2020 1450 OWENS E AND D FOR D 39 FT EXIST UPPER ONLY - Mission Creek

DayNum	Date+Time	Duration	ExSF	ExSFHr	NewSF	NewSFHr	SunnySF	SunnySFHr
179	06.28 09:30:00	0:15:00	206,675.36	51,668.84	0.00	0.00	698,409.74	174,602.44
179	06.28 09:45:00	0:15:00	196,447.75	49,111.94	0.00	0.00	708,637.35	177,159.34
179	06.28 10:00:00	0:15:00	186,218.14	46,554.54	0.00	0.00	718,866.96	179,716.74
179	06.28 10:15:00	0:15:00	176,558.57	44,139.64	0.00	0.00	728,526.53	182,131.63
179	06.28 10:30:00	0:15:00	166,653.09	41,663.27	0.00	0.00	738,432.01	184,608.00
179	06.28 10:45:00	0:15:00	156,764.35	39,191.09	0.00	0.00	748,320.75	187,080.19
179	06.28 11:00:00	0:15:00	146,105.90	36,526.48	0.00	0.00	758,979.20	189,744.80
179	06.28 11:15:00	0:15:00	135,735.35	33,933.84	0.00	0.00	769,349.75	192,337.44
179	06.28 11:30:00	0:15:00	125,661.93	31,415.48	0.00	0.00	779,423.17	194,855.79
179	06.28 11:45:00	0:15:00	116,756.57	29,189.14	0.00	0.00	788,328.53	197,082.13
179	06.28 12:00:00	0:15:00	110,183.82	27,545.96	0.00	0.00	794,901.28	198,725.32
179	06.28 12:15:00	0:15:00	104,756.64	26,189.16	0.00	0.00	800,328.46	200,082.12
179	06.28 12:30:00	0:15:00	100,548.24	25,137.06	0.00	0.00	804,536.86	201,134.22
179	06.28 12:45:00	0:15:00	96,773.68	24,193.42	0.00	0.00	808,311.42	202,077.86
179	06.28 13:00:00	0:15:00	93,510.17	23,377.54	0.00	0.00	811,574.93	202,893.73
179	06.28 13:15:00	0:15:00	93,896.52	23,474.13	0.00	0.00	811,188.58	202,797.15
179	06.28 13:30:00	0:15:00	96,333.34	24,083.34	0.00	0.00	808,751.76	202,187.94
179	06.28 13:45:00	0:15:00	99,094.54	24,773.64	0.00	0.00	805,990.56	201,497.64
179	06.28 14:00:00	0:15:00	100,919.85	25,229.96	0.00	0.00	804,165.25	201,041.31
179	06.28 14:15:00	0:15:00	103,381.41	25,845.35	0.00	0.00	801,703.69	200,425.92
179	06.28 14:30:00	0:15:00	111,695.25	27,923.81	0.00	0.00	793,389.85	198,347.46
179	06.28 14:45:00	0:15:00	121,269.11	30,317.28	0.00	0.00	783,816.00	195,954.00
179	06.28 15:00:00	0:15:00	133,573.92	33,393.48	0.00	0.00	771,511.18	192,877.79
179	06.28 15:15:00	0:15:00	145,789.53	36,447.38	0.00	0.00	759,295.58	189,823.89
179	06.28 15:30:00	0:15:00	158,951.27	39,737.82	0.00	0.00	746,133.83	186,533.46
179	06.28 15:45:00	0:15:00	171,839.86	42,959.97	0.00	0.00	733,245.24	183,311.31
179	06.28 16:00:00	0:15:00	185,974.23	46,493.56	0.00	0.00	719,110.87	179,777.72
179	06.28 16:15:00	0:15:00	198,680.15	49,670.04	0.00	0.00	706,404.95	176,601.24
179	06.28 16:30:00	0:15:00	211,220.88	52,805.22	0.00	0.00	693,864.22	173,466.06
179	06.28 16:45:00	0:15:00	225,145.58	56,286.40	0.00	0.00	679,939.52	169,984.88
179	06.28 17:00:00	0:15:00	242,572.70	60,643.17	0.00	0.00	662,512.40	165,628.10
179	06.28 17:15:00	0:15:00	259,749.16	64,937.29	0.00	0.00	645,335.94	161,333.99
179	06.28 17:30:00	0:15:00	274,552.28	68,638.07	0.00	0.00	630,532.82	157,633.21
179	06.28 17:45:00	0:15:00	286,346.54	71,586.64	0.00	0.00	618,738.56	154,684.64
179	06.28 18:00:00	0:15:00	295,406.84	73,851.71	0.00	0.00	609,678.26	152,419.56
179	06.28 18:15:00	0:15:00	307,479.00	76,869.75	0.00	0.00	597,606.10	149,401.53
179	06.28 18:30:00	0:15:00	320,490.80	80,122.70	0.00	0.00	584,594.30	146,148.58
179	06.28 18:45:00	0:15:00	345,009.47	86,252.37	0.00	0.00	560,075.63	140,018.91
179	06.28 19:00:00	0:15:00	388,039.10	97,009.77	0.00	0.00	517,046.01	129,261.50
179	06.28 19:15:00	0:18:00	467,372.16	140,211.65	0.00	0.00	437,712.94	131,313.88
179	06.28 19:36:36	0:10:48	675,339.02	121,561.02	0.00	0.00	229,746.08	41,354.29
186	07.05 06:52:12	0:03:36	667,341.57	40,040.49	0.00	0.00	237,743.54	14,264.61
186	07.05 07:00:00	0:11:24	621,697.43	118,122.51	0.00	0.00	283,387.67	53,843.66
186	07.05 07:15:00	0:15:00	517,161.71	129,290.43	0.00	0.00	387,923.39	96,980.85
186	07.05 07:30:00	0:15:00	437,196.64	109,299.16	0.00	0.00	467,888.46	116,972.12
186	07.05 07:45:00	0:15:00	383,043.25	95,760.81	0.00	0.00	522,041.85	130,510.46
186	07.05 08:00:00	0:15:00	342,229.53	85,557.38	0.00	0.00	562,855.57	140,713.89
186	07.05 08:15:00	0:15:00	306,833.50	76,708.37	0.00	0.00	598,251.61	149,562.90
186	07.05 08:30:00	0:15:00	278,573.25	69,643.31	0.00	0.00	626,511.85	156,627.96
186	07.05 08:45:00	0:15:00	255,560.76	63,890.19	0.00	0.00	649,524.35	162,381.09
186	07.05 09:00:00	0:15:00	236,194.12	59,048.53	0.00	0.00	668,890.98	167,222.74
186	07.05 09:15:00	0:15:00	222,042.26	55,510.57	0.00	0.00	683,042.84	170,760.71
186	07.05 09:30:00	0:15:00	210,248.75	52,562.19	0.00	0.00	694,836.35	173,709.09
186	07.05 09:45:00	0:15:00	199,683.02	49,920.75	0.00	0.00	705,402.08	176,350.52
186	07.05 10:00:00	0:15:00	189,079.55	47,269.89	0.00	0.00	716,005.55	179,001.39
186	07.05 10:15:00	0:15:00	179,271.53	44,817.88	0.00	0.00	725,813.57	181,453.39
186	07.05 10:30:00	0:15:00	169,081.41	42,270.35	0.00	0.00	736,003.69	184,000.92
186	07.05 10:45:00	0:15:00	159,113.96	39,778.49	0.00	0.00	745,971.15	186,492.79
186	07.05 11:00:00	0:15:00	148,117.64	37,029.41	0.00	0.00	756,967.46	189,241.87
186	07.05 11:15:00	0:15:00	137,543.41	34,385.85	0.00	0.00	767,541.69	191,885.42
186	07.05 11:30:00	0:15:00	127,261.33	31,815.33	0.00	0.00	777,823.78	194,455.94
186	07.05 11:45:00	0:15:00	117,928.38	29,482.09	0.00	0.00	787,156.72	196,789.18
186	07.05 12:00:00	0:15:00	111,069.99	27,767.50	0.00	0.00	794,015.11	198,503.78



## SCH CUM MAY2020 1450 OWENS E AND D FOR D 39 FT EXIST UPPER ONLY - Mission Creek

DayNum	Date+Time	Duration	ExSF	ExSFHr	NewSF	NewSFHr	SunnySF	SunnySFHr
186	07.05 12:15:00	0:15:00	105,590.82	26,397.71	0.00	0.00	799,494.28	199,873.57
186	07.05 12:30:00	0:15:00	101,425.66	25,356.41	0.00	0.00	803,659.44	200,914.86
186	07.05 12:45:00	0:15:00	97,628.35	24,407.09	0.00	0.00	807,456.75	201,864.19
186	07.05 13:00:00	0:15:00	94,320.61	23,580.15	0.00	0.00	810,764.49	202,691.12
186	07.05 13:15:00	0:15:00	94,237.89	23,559.47	0.00	0.00	810,847.21	202,711.80
186	07.05 13:30:00	0:15:00	96,723.70	24,180.92	0.00	0.00	808,361.41	202,090.35
186	07.05 13:45:00	0:15:00	99,520.13	24,880.03	0.00	0.00	805,564.97	201,391.24
186	07.05 14:00:00	0:15:00	101,374.93	25,343.73	0.00	0.00	803,710.18	200,927.54
186	07.05 14:15:00	0:15:00	103,637.06	25,909.27	0.00	0.00	801,448.04	200,362.01
186	07.05 14:30:00	0:15:00	110,739.61	27,684.90	0.00	0.00	794,345.49	198,586.37
186	07.05 14:45:00	0:15:00	120,227.25	30,056.81	0.00	0.00	784,857.85	196,214.46
186	07.05 15:00:00	0:15:00	132,175.71	33,043.93	0.00	0.00	772,909.40	193,227.35
186	07.05 15:15:00	0:15:00	144,434.79	36,108.70	0.00	0.00	760,650.31	190,162.58
186	07.05 15:30:00	0:15:00	157,576.79	39,394.20	0.00	0.00	747,508.31	186,877.08
186	07.05 15:45:00	0:15:00	170,537.86	42,634.46	0.00	0.00	734,547.24	183,636.81
186	07.05 16:00:00	0:15:00	184,593.01	46,148.25	0.00	0.00	720,492.09	180,123.02
186	07.05 16:15:00	0:15:00	197,813.23	49,453.31	0.00	0.00	707,271.87	176,817.97
186	07.05 16:30:00	0:15:00	210,250.25	52,562.56	0.00	0.00	694,834.85	173,708.71
186	07.05 16:45:00	0:15:00	224,011.51	56,002.88	0.00	0.00	681,073.59	170,268.40
186	07.05 17:00:00	0:15:00	241,434.13	60,358.53	0.00	0.00	663,650.97	165,912.74
186	07.05 17:15:00	0:15:00	259,072.67	64,768.17	0.00	0.00	646,012.43	161,503.11
186	07.05 17:30:00	0:15:00	274,082.46	68,520.61	0.00	0.00	631,002.64	157,750.66
186	07.05 17:45:00	0:15:00	286,089.14	71,522.29	0.00	0.00	618,995.96	154,748.99
186	07.05 18:00:00	0:15:00	295,085.47	73,771.37	0.00	0.00	609,999.64	152,499.91
186	07.05 18:15:00	0:15:00	306,803.26	76,700.81	0.00	0.00	598,281.84	149,570.46
186	07.05 18:30:00	0:15:00	320,180.42	80,045.10	0.00	0.00	584,904.68	146,226.17
186	07.05 18:45:00	0:15:00	344,247.26	86,061.82	0.00	0.00	560,837.84	140,209.46
186	07.05 19:00:00	0:15:00	386,377.23	96,594.31	0.00	0.00	518,707.87	129,676.97
186	07.05 19:15:00	0:18:00	465,867.98	139,760.39	0.00	0.00	439,217.12	131,765.14
186	07.05 19:36:00	0:10:48	669,713.66	120,548.46	0.00	0.00	235,371.44	42,366.86
193	07.12 06:56:24	0:01:48	665,225.62	19,956.77	0.00	0.00	239,859.48	7,195.78
193	07.12 07:00:00	0:09:00	651,158.47	97,673.77	0.00	0.00	253,926.63	38,088.99
193	07.12 07:15:00	0:15:00	556,734.15	139,183.54	0.00	0.00	348,350.95	87,087.74
193	07.12 07:30:00	0:15:00	463,897.48	115,974.37	0.00	0.00	441,187.62	110,296.91
193	07.12 07:45:00	0:15:00	404,057.75	101,014.44	0.00	0.00	501,027.35	125,256.84
193	07.12 08:00:00	0:15:00	357,895.32	89,473.83	0.00	0.00	547,189.79	136,797.45
193	07.12 08:15:00	0:15:00	320,744.45	80,186.11	0.00	0.00	584,340.65	146,085.16
193	07.12 08:30:00	0:15:00	289,712.26	72,428.07	0.00	0.00	615,372.84	153,843.21
193	07.12 08:45:00	0:15:00	265,086.38	66,271.60	0.00	0.00	639,998.72	159,999.68
193	07.12 09:00:00	0:15:00	243,852.96	60,963.24	0.00	0.00	661,232.14	165,308.04
193	07.12 09:15:00	0:15:00	228,081.21	57,020.30	0.00	0.00	677,003.89	169,250.97
193	07.12 09:30:00	0:15:00	215,338.81	53,834.70	0.00	0.00	689,746.29	172,436.57
193	07.12 09:45:00	0:15:00	204,319.25	51,079.81	0.00	0.00	700,765.85	175,191.46
193	07.12 10:00:00	0:15:00	193,312.94	48,328.24	0.00	0.00	711,772.16	177,943.04
193	07.12 10:15:00	0:15:00	183,123.32	45,780.83	0.00	0.00	721,961.78	180,490.45
193	07.12 10:30:00	0:15:00	172,513.11	43,128.28	0.00	0.00	732,571.99	183,143.00
193	07.12 10:45:00	0:15:00	162,339.23	40,584.81	0.00	0.00	742,745.87	185,686.47
193	07.12 11:00:00	0:15:00	150,949.56	37,737.39	0.00	0.00	754,135.54	188,533.89
193	07.12 11:15:00	0:15:00	139,874.78	34,968.69	0.00	0.00	765,210.33	191,302.58
193	07.12 11:30:00	0:15:00	129,266.31	32,316.58	0.00	0.00	775,818.79	193,954.70
193	07.12 11:45:00	0:15:00	119,484.03	29,871.01	0.00	0.00	785,601.07	196,400.27
193	07.12 12:00:00	0:15:00	112,286.02	28,071.51	0.00	0.00	792,799.08	198,199.77
193	07.12 12:15:00	0:15:00	106,803.11	26,700.78	0.00	0.00	798,281.99	199,570.50
193	07.12 12:30:00	0:15:00	102,555.73	25,638.93	0.00	0.00	802,529.37	200,632.34
193	07.12 12:45:00	0:15:00	98,735.43	24,683.86	0.00	0.00	806,349.67	201,587.42
193	07.12 13:00:00	0:15:00	95,355.47	23,838.87	0.00	0.00	809,729.64	202,432.41
193	07.12 13:15:00	0:15:00	95,072.82	23,768.21	0.00	0.00	810,012.28	202,503.07
193	07.12 13:30:00	0:15:00	97,527.64	24,381.91	0.00	0.00	807,557.46	201,889.37
193	07.12 13:45:00	0:15:00	100,412.04	25,103.01	0.00	0.00	804,673.06	201,168.27
193	07.12 14:00:00	0:15:00	102,257.09	25,564.27	0.00	0.00	802,828.01	200,707.00
193	07.12 14:15:00	0:15:00	104,482.99	26,120.75	0.00	0.00	800,602.11	200,150.53
193	07.12 14:30:00	0:15:00	110,021.64	27,505.41	0.00	0.00	795,063.47	198,765.87
193	07.12 14:45:00	0:15:00	119,176.65	29,794.16	0.00	0.00	785,908.45	196,477.11



## SCH CUM MAY2020 1450 OWENS E AND D FOR D 39 FT EXIST UPPER ONLY - Mission Creek

DayNum	Date+Time	Duration	ExSF	ExSFHr	NewSF	NewSFHr	SunnySF	SunnySFHr
193	07.12 15:00:00	0:15:00	130,902.19	32,725.55	0.00	0.00	774,182.91	193,545.73
193	07.12 15:15:00	0:15:00	143,114.04	35,778.51	0.00	0.00	761,971.06	190,492.76
193	07.12 15:30:00	0:15:00	156,211.56	39,052.89	0.00	0.00	748,873.54	187,218.39
193	07.12 15:45:00	0:15:00	169,306.58	42,326.64	0.00	0.00	735,778.52	183,944.63
193	07.12 16:00:00	0:15:00	183,424.45	45,856.11	0.00	0.00	721,660.65	180,415.16
193	07.12 16:15:00	0:15:00	197,218.46	49,304.61	0.00	0.00	707,866.65	176,966.66
193	07.12 16:30:00	0:15:00	209,595.75	52,398.94	0.00	0.00	695,489.36	173,872.34
193	07.12 16:45:00	0:15:00	223,354.51	55,838.63	0.00	0.00	681,730.59	170,432.65
193	07.12 17:00:00	0:15:00	240,770.88	60,192.72	0.00	0.00	664,314.22	166,078.55
193	07.12 17:15:00	0:15:00	258,945.47	64,736.37	0.00	0.00	646,139.63	161,534.91
193	07.12 17:30:00	0:15:00	274,129.94	68,532.49	0.00	0.00	630,955.16	157,738.79
193	07.12 17:45:00	0:15:00	286,263.82	71,565.96	0.00	0.00	618,821.28	154,705.32
193	07.12 18:00:00	0:15:00	295,190.43	73,797.61	0.00	0.00	609,894.68	152,473.67
193	07.12 18:15:00	0:15:00	306,681.80	76,670.45	0.00	0.00	598,403.30	149,600.82
193	07.12 18:30:00	0:15:00	320,442.57	80,110.64	0.00	0.00	584,642.53	146,160.63
193	07.12 18:45:00	0:15:00	345,294.61	86,323.65	0.00	0.00	559,790.49	139,947.62
193	07.12 19:00:00	0:15:00	388,857.78	97,214.45	0.00	0.00	516,227.32	129,056.83
193	07.12 19:15:00	0:16:48	472,678.14	132,349.88	0.00	0.00	432,406.96	121,073.95
193	07.12 19:33:36	0:09:00	658,759.83	98,813.98	0.00	0.00	246,325.27	36,948.79
200	07.19 07:01:11	0:07:48	663,474.54	86,251.69	0.00	0.00	241,610.56	31,409.37
200	07.19 07:16:11	0:14:24	591,013.86	141,843.33	0.00	0.00	314,071.24	75,377.10
200	07.19 07:30:00	0:14:24	500,521.54	120,125.17	0.00	0.00	404,563.56	97,095.25
200	07.19 07:45:00	0:15:00	432,198.04	108,049.51	0.00	0.00	472,887.06	118,221.77
200	07.19 08:00:00	0:15:00	380,866.07	95,216.52	0.00	0.00	524,219.03	131,054.76
200	07.19 08:15:00	0:15:00	338,959.52	84,739.88	0.00	0.00	566,125.58	141,531.40
200	07.19 08:30:00	0:15:00	304,914.98	76,228.74	0.00	0.00	600,170.13	150,042.53
200	07.19 08:45:00	0:15:00	277,895.26	69,473.81	0.00	0.00	627,189.84	156,797.46
200	07.19 09:00:00	0:15:00	254,635.86	63,658.96	0.00	0.00	650,449.24	162,612.31
200	07.19 09:15:00	0:15:00	236,561.48	59,140.37	0.00	0.00	668,523.62	167,130.90
200	07.19 09:30:00	0:15:00	222,099.49	55,524.87	0.00	0.00	682,985.61	170,746.40
200	07.19 09:45:00	0:15:00	210,365.45	52,591.36	0.00	0.00	694,719.65	173,679.91
200	07.19 10:00:00	0:15:00	198,794.61	49,698.65	0.00	0.00	706,290.50	176,572.62
200	07.19 10:15:00	0:15:00	188,061.19	47,015.30	0.00	0.00	717,023.91	179,255.98
200	07.19 10:30:00	0:15:00	176,885.19	44,221.30	0.00	0.00	728,199.91	182,049.98
200	07.19 10:45:00	0:15:00	166,289.22	41,572.31	0.00	0.00	738,795.88	184,698.97
200	07.19 11:00:00	0:15:00	154,563.94	38,640.98	0.00	0.00	750,521.16	187,630.29
200	07.19 11:15:00	0:15:00	142,628.48	35,657.12	0.00	0.00	762,456.62	190,614.16
200	07.19 11:30:00	0:15:00	131,530.20	32,882.55	0.00	0.00	773,554.90	193,388.73
200	07.19 11:45:00	0:15:00	121,431.29	30,357.82	0.00	0.00	783,653.81	195,913.45
200	07.19 12:00:00	0:15:00	113,676.24	28,419.06	0.00	0.00	791,408.86	197,852.21
200	07.19 12:15:00	0:15:00	108,188.33	27,047.08	0.00	0.00	796,896.77	199,224.19
200	07.19 12:30:00	0:15:00	103,938.70	25,984.68	0.00	0.00	801,146.40	200,286.60
200	07.19 12:45:00	0:15:00	100,139.40	25,034.85	0.00	0.00	804,945.71	201,236.43
200	07.19 13:00:00	0:15:00	96,860.39	24,215.10	0.00	0.00	808,224.71	202,056.18
200	07.19 13:15:00	0:15:00	96,157.16	24,039.29	0.00	0.00	808,927.94	202,231.99
200	07.19 13:30:00	0:15:00	98,834.39	24,708.60	0.00	0.00	806,250.71	201,562.68
200	07.19 13:45:00	0:15:00	101,729.04	25,432.26	0.00	0.00	803,356.06	200,839.02
200	07.19 14:00:00	0:15:00	103,657.06	25,914.26	0.00	0.00	801,428.04	200,357.01
200	07.19 14:15:00	0:15:00	105,837.73	26,459.43	0.00	0.00	799,247.37	199,811.84
200	07.19 14:30:00	0:15:00	109,597.05	27,399.26	0.00	0.00	795,488.05	198,872.01
200	07.19 14:45:00	0:15:00	118,431.19	29,607.80	0.00	0.00	786,653.92	196,663.48
200	07.19 15:00:00	0:15:00	129,871.33	32,467.83	0.00	0.00	775,213.77	193,803.44
200	07.19 15:15:00	0:15:00	142,175.15	35,543.79	0.00	0.00	762,909.95	190,727.49
200	07.19 15:30:00	0:15:00	155,261.67	38,815.42	0.00	0.00	749,823.43	187,455.86
200	07.19 15:45:00	0:15:00	168,362.94	42,090.73	0.00	0.00	736,722.17	184,180.54
200	07.19 16:00:00	0:15:00	182,536.04	45,634.01	0.00	0.00	722,549.06	180,637.27
200	07.19 16:15:00	0:15:00	196,979.55	49,244.89	0.00	0.00	708,105.55	177,026.39
200	07.19 16:30:00	0:15:00	209,383.33	52,345.83	0.00	0.00	695,701.77	173,925.44
200	07.19 16:45:00	0:15:00	223,340.77	55,835.19	0.00	0.00	681,744.34	170,436.08
200	07.19 17:00:00	0:15:00	240,960.06	60,240.02	0.00	0.00	664,125.04	166,031.26
200	07.19 17:15:00	0:15:00	259,522.00	64,880.50	0.00	0.00	645,563.10	161,390.78
200	07.19 17:30:00	0:15:00	274,968.12	68,742.03	0.00	0.00	630,116.98	157,529.25
200	07.19 17:45:00	0:15:00	287,000.54	71,750.14	0.00	0.00	618,084.56	154,521.14



## SCH CUM MAY2020 1450 OWENS E AND D FOR D 39 FT EXIST UPPER ONLY - Mission Creek

DayNum	Date+Time	Duration	ExSF	ExSFHr	NewSF	NewSFHr	SunnySF	SunnySFHr
200	07.19 18:00:00	0:15:00	295,642.50	73,910.63	0.00	0.00	609,442.60	152,360.65
200	07.19 18:15:00	0:15:00	307,317.56	76,829.39	0.00	0.00	597,767.54	149,441.89
200	07.19 18:30:00	0:15:00	321,803.80	80,450.95	0.00	0.00	583,281.30	145,820.33
200	07.19 18:45:00	0:15:00	348,885.24	87,221.31	0.00	0.00	556,199.86	139,049.96
200	07.19 19:00:00	0:15:00	396,231.98	99,057.99	0.00	0.00	508,853.12	127,213.28
200	07.19 19:15:00	0:15:00	486,525.62	121,631.41	0.00	0.00	418,559.48	104,639.87
200	07.19 19:30:00	0:07:48	644,523.25	83,788.02	0.00	0.00	260,561.85	33,873.04
207	07.26 07:07:12	0:03:36	666,274.47	39,976.47	0.00	0.00	238,810.63	14,328.64
207	07.26 07:15:00	0:11:24	626,783.75	119,088.91	0.00	0.00	278,301.35	52,877.26
207	07.26 07:30:00	0:15:00	542,066.74	135,516.68	0.00	0.00	363,018.37	90,754.59
207	07.26 07:45:00	0:15:00	463,774.53	115,943.63	0.00	0.00	441,310.57	110,327.64
207	07.26 08:00:00	0:15:00	409,400.47	102,350.12	0.00	0.00	495,684.63	123,921.16
207	07.26 08:15:00	0:15:00	362,096.47	90,524.12	0.00	0.00	542,988.63	135,747.16
207	07.26 08:30:00	0:15:00	324,339.58	81,084.90	0.00	0.00	580,745.52	145,186.38
207	07.26 08:45:00	0:15:00	294,046.61	73,511.65	0.00	0.00	611,038.49	152,759.62
207	07.26 09:00:00	0:15:00	268,889.93	67,222.48	0.00	0.00	636,195.17	159,048.79
207	07.26 09:15:00	0:15:00	248,161.57	62,040.39	0.00	0.00	656,923.53	164,230.88
207	07.26 09:30:00	0:15:00	231,037.84	57,759.46	0.00	0.00	674,047.26	168,511.82
207	07.26 09:45:00	0:15:00	217,623.94	54,405.99	0.00	0.00	687,461.16	171,865.29
207	07.26 10:00:00	0:15:00	205,379.60	51,344.90	0.00	0.00	699,705.50	174,926.38
207	07.26 10:15:00	0:15:00	194,123.13	48,530.78	0.00	0.00	710,961.97	177,740.49
207	07.26 10:30:00	0:15:00	182,291.64	45,572.91	0.00	0.00	722,793.47	180,698.37
207	07.26 10:45:00	0:15:00	171,083.90	42,770.98	0.00	0.00	734,001.20	183,500.30
207	07.26 11:00:00	0:15:00	158,867.30	39,716.83	0.00	0.00	746,217.80	186,554.45
207	07.26 11:15:00	0:15:00	146,243.35	36,560.84	0.00	0.00	758,841.75	189,710.44
207	07.26 11:30:00	0:15:00	134,172.95	33,543.24	0.00	0.00	770,912.16	192,728.04
207	07.26 11:45:00	0:15:00	123,631.96	30,907.99	0.00	0.00	781,453.14	195,363.29
207	07.26 12:00:00	0:15:00	115,671.49	28,917.87	0.00	0.00	789,413.62	197,353.40
207	07.26 12:15:00	0:15:00	110,159.08	27,539.77	0.00	0.00	794,926.02	198,731.50
207	07.26 12:30:00	0:15:00	105,568.08	26,392.02	0.00	0.00	799,517.02	199,879.26
207	07.26 12:45:00	0:15:00	101,793.52	25,448.38	0.00	0.00	803,291.58	200,822.90
207	07.26 13:00:00	0:15:00	98,544.75	24,636.19	0.00	0.00	806,540.35	201,635.09
207	07.26 13:15:00	0:15:00	97,845.02	24,461.26	0.00	0.00	807,240.08	201,810.02
207	07.26 13:30:00	0:15:00	100,603.22	25,150.81	0.00	0.00	804,481.88	201,120.47
207	07.26 13:45:00	0:15:00	103,600.58	25,900.15	0.00	0.00	801,484.52	200,371.13
207	07.26 14:00:00	0:15:00	105,550.09	26,387.52	0.00	0.00	799,535.01	199,883.75
207	07.26 14:15:00	0:15:00	107,680.78	26,920.19	0.00	0.00	797,404.32	199,351.08
207	07.26 14:30:00	0:15:00	109,613.79	27,403.45	0.00	0.00	795,471.31	198,867.83
207	07.26 14:45:00	0:15:00	118,007.35	29,501.84	0.00	0.00	787,077.75	196,769.44
207	07.26 15:00:00	0:15:00	128,954.18	32,238.55	0.00	0.00	776,130.92	194,032.73
207	07.26 15:15:00	0:15:00	140,939.37	35,234.84	0.00	0.00	764,145.73	191,036.43
207	07.26 15:30:00	0:15:00	154,359.51	38,589.88	0.00	0.00	750,725.59	187,681.40
207	07.26 15:45:00	0:15:00	167,525.75	41,881.44	0.00	0.00	737,559.35	184,389.84
207	07.26 16:00:00	0:15:00	181,979.50	45,494.88	0.00	0.00	723,105.60	180,776.40
207	07.26 16:15:00	0:15:00	196,928.32	49,232.08	0.00	0.00	708,156.79	177,039.20
207	07.26 16:30:00	0:15:00	209,520.52	52,380.13	0.00	0.00	695,564.58	173,891.14
207	07.26 16:45:00	0:15:00	223,870.56	55,967.64	0.00	0.00	681,214.54	170,303.63
207	07.26 17:00:00	0:15:00	241,855.22	60,463.81	0.00	0.00	663,229.88	165,807.47
207	07.26 17:15:00	0:15:00	260,746.03	65,186.51	0.00	0.00	644,339.07	161,084.77
207	07.26 17:30:00	0:15:00	276,457.05	69,114.26	0.00	0.00	628,628.05	157,157.01
207	07.26 17:45:00	0:15:00	288,063.39	72,015.85	0.00	0.00	617,021.71	154,255.43
207	07.26 18:00:00	0:15:00	296,673.36	74,168.34	0.00	0.00	608,411.74	152,102.94
207	07.26 18:15:00	0:15:00	308,364.91	77,091.23	0.00	0.00	596,720.19	149,180.05
207	07.26 18:30:00	0:15:00	324,383.82	81,095.95	0.00	0.00	580,701.28	145,175.32
207	07.26 18:45:00	0:15:00	355,701.90	88,925.48	0.00	0.00	549,383.20	137,345.80
207	07.26 19:00:00	0:15:00	408,406.35	102,101.59	0.00	0.00	496,678.76	124,169.69
207	07.26 19:15:00	0:12:36	508,075.42	106,695.84	0.00	0.00	397,009.68	83,372.03
207	07.26 19:25:12	0:05:24	623,743.66	56,136.93	0.00	0.00	281,341.45	25,320.73
214	08.02 07:12:36	0:01:12	673,492.73	13,469.85	0.00	0.00	231,592.38	4,631.85
214	08.02 07:15:00	0:09:00	655,552.30	98,332.85	0.00	0.00	249,532.80	37,429.92
214	08.02 07:30:00	0:15:00	573,431.30	143,357.83	0.00	0.00	331,653.80	82,913.45
214	08.02 07:45:00	0:15:00	502,529.78	125,632.45	0.00	0.00	402,555.32	100,638.83
214	08.02 08:00:00	0:15:00	441,307.08	110,326.77	0.00	0.00	463,778.03	115,944.51



## SCH CUM MAY2020 1450 OWENS E AND D FOR D 39 FT EXIST UPPER ONLY - Mission Creek

DayNum	Date+Time	Duration	ExSF	ExSFHr	NewSF	NewSFHr	SunnySF	SunnySFHr
214	08.02 08:15:00	0:15:00	390,877.77	97,719.44	0.00	0.00	514,207.34	128,551.83
214	08.02 08:30:00	0:15:00	346,799.54	86,699.88	0.00	0.00	558,285.56	139,571.39
214	08.02 08:45:00	0:15:00	313,442.23	78,360.56	0.00	0.00	591,642.87	147,910.72
214	08.02 09:00:00	0:15:00	285,856.23	71,464.06	0.00	0.00	619,228.87	154,807.22
214	08.02 09:15:00	0:15:00	262,167.74	65,541.94	0.00	0.00	642,917.36	160,729.34
214	08.02 09:30:00	0:15:00	242,537.21	60,634.30	0.00	0.00	662,547.89	165,636.97
214	08.02 09:45:00	0:15:00	226,639.01	56,659.75	0.00	0.00	678,446.09	169,611.52
214	08.02 10:00:00	0:15:00	212,983.96	53,245.99	0.00	0.00	692,101.14	173,025.29
214	08.02 10:15:00	0:15:00	200,914.30	50,228.58	0.00	0.00	704,170.80	176,042.70
214	08.02 10:30:00	0:15:00	188,467.79	47,116.95	0.00	0.00	716,617.32	179,154.33
214	08.02 10:45:00	0:15:00	176,502.09	44,125.52	0.00	0.00	728,583.01	182,145.75
214	08.02 11:00:00	0:15:00	163,386.33	40,846.58	0.00	0.00	741,698.77	185,424.69
214	08.02 11:15:00	0:15:00	150,151.37	37,537.84	0.00	0.00	754,933.74	188,733.43
214	08.02 11:30:00	0:15:00	137,255.02	34,313.76	0.00	0.00	767,830.08	191,957.52
214	08.02 11:45:00	0:15:00	126,011.80	31,502.95	0.00	0.00	779,073.30	194,768.33
214	08.02 12:00:00	0:15:00	117,821.92	29,455.48	0.00	0.00	787,263.18	196,815.80
214	08.02 12:15:00	0:15:00	112,596.41	28,149.10	0.00	0.00	792,488.70	198,122.17
214	08.02 12:30:00	0:15:00	107,439.12	26,859.78	0.00	0.00	797,645.98	199,411.50
214	08.02 12:45:00	0:15:00	103,750.52	25,937.63	0.00	0.00	801,334.58	200,333.65
214	08.02 13:00:00	0:15:00	100,553.24	25,138.31	0.00	0.00	804,531.86	201,132.97
214	08.02 13:15:00	0:15:00	100,089.16	25,022.29	0.00	0.00	804,995.94	201,248.98
214	08.02 13:30:00	0:15:00	102,861.61	25,715.40	0.00	0.00	802,223.49	200,555.87
214	08.02 13:45:00	0:15:00	105,911.95	26,477.99	0.00	0.00	799,173.15	199,793.29
214	08.02 14:00:00	0:15:00	107,897.94	26,974.49	0.00	0.00	797,187.16	199,296.79
214	08.02 14:15:00	0:15:00	110,092.61	27,523.15	0.00	0.00	794,992.49	198,748.12
214	08.02 14:30:00	0:15:00	111,811.70	27,952.93	0.00	0.00	793,273.40	198,318.35
214	08.02 14:45:00	0:15:00	117,962.86	29,490.72	0.00	0.00	787,122.24	196,780.56
214	08.02 15:00:00	0:15:00	128,513.10	32,128.28	0.00	0.00	776,572.00	194,143.00
214	08.02 15:15:00	0:15:00	140,348.85	35,087.21	0.00	0.00	764,736.26	191,184.06
214	08.02 15:30:00	0:15:00	153,832.96	38,458.24	0.00	0.00	751,252.14	187,813.03
214	08.02 15:45:00	0:15:00	167,290.09	41,822.52	0.00	0.00	737,795.01	184,448.75
214	08.02 16:00:00	0:15:00	181,922.03	45,480.51	0.00	0.00	723,163.08	180,790.77
214	08.02 16:15:00	0:15:00	197,371.65	49,342.91	0.00	0.00	707,713.45	176,928.36
214	08.02 16:30:00	0:15:00	210,377.70	52,594.42	0.00	0.00	694,707.40	173,676.85
214	08.02 16:45:00	0:15:00	225,264.53	56,316.13	0.00	0.00	679,820.57	169,955.14
214	08.02 17:00:00	0:15:00	243,676.78	60,919.19	0.00	0.00	661,408.32	165,352.08
214	08.02 17:15:00	0:15:00	262,888.22	65,722.05	0.00	0.00	642,196.88	160,549.22
214	08.02 17:30:00	0:15:00	278,833.90	69,708.48	0.00	0.00	626,251.20	156,562.80
214	08.02 17:45:00	0:15:00	290,040.14	72,510.03	0.00	0.00	615,044.97	153,761.24
214	08.02 18:00:00	0:15:00	298,570.64	74,642.66	0.00	0.00	606,514.46	151,628.62
214	08.02 18:15:00	0:15:00	310,697.77	77,674.44	0.00	0.00	594,387.33	148,596.83
214	08.02 18:30:00	0:15:00	329,096.52	82,274.13	0.00	0.00	575,988.58	143,997.14
214	08.02 18:45:00	0:15:00	366,575.51	91,643.88	0.00	0.00	538,509.59	134,627.40
214	08.02 19:00:00	0:15:00	427,511.58	106,877.79	0.00	0.00	477,573.53	119,393.38
214	08.02 19:15:00	0:09:00	553,768.53	83,065.28	0.00	0.00	351,316.57	52,697.49
214	08.02 19:18:36	0:01:48	596,916.36	17,907.49	0.00	0.00	308,168.74	9,245.06
221	08.09 07:19:12	0:05:24	687,928.73	61,913.59	0.00	0.00	217,156.37	19,544.07
221	08.09 07:30:00	0:12:36	597,926.98	125,564.67	0.00	0.00	307,158.12	64,503.21
221	08.09 07:45:00	0:15:00	534,276.95	133,569.24	0.00	0.00	370,808.15	92,702.04
221	08.09 08:00:00	0:15:00	478,442.45	119,610.61	0.00	0.00	426,642.66	106,660.66
221	08.09 08:15:00	0:15:00	422,454.00	105,613.50	0.00	0.00	482,631.10	120,657.78
221	08.09 08:30:00	0:15:00	375,540.60	93,885.15	0.00	0.00	529,544.50	132,386.13
221	08.09 08:45:00	0:15:00	335,990.15	83,997.54	0.00	0.00	569,094.95	142,273.74
221	08.09 09:00:00	0:15:00	305,055.67	76,263.92	0.00	0.00	600,029.43	150,007.36
221	08.09 09:15:00	0:15:00	278,566.75	69,641.69	0.00	0.00	626,518.35	156,629.59
221	08.09 09:30:00	0:15:00	256,286.73	64,071.68	0.00	0.00	648,798.37	162,199.59
221	08.09 09:45:00	0:15:00	238,234.35	59,558.59	0.00	0.00	666,850.75	166,712.69
221	08.09 10:00:00	0:15:00	222,049.76	55,512.44	0.00	0.00	683,035.34	170,758.84
221	08.09 10:15:00	0:15:00	208,631.61	52,157.90	0.00	0.00	696,453.49	174,113.37
221	08.09 10:30:00	0:15:00	195,407.39	48,851.85	0.00	0.00	709,677.71	177,419.43
221	08.09 10:45:00	0:15:00	182,519.80	45,629.95	0.00	0.00	722,565.30	180,641.33
221	08.09 11:00:00	0:15:00	168,280.22	42,070.05	0.00	0.00	736,804.88	184,201.22
221	08.09 11:15:00	0:15:00	154,332.52	38,583.13	0.00	0.00	750,752.58	187,688.14



## SCH CUM MAY2020 1450 OWENS E AND D FOR D 39 FT EXIST UPPER ONLY - Mission Creek

DayNum	Date+Time	Duration	ExSF	ExSFHr	NewSF	NewSFHr	SunnySF	SunnySFHr
221	08.09 11:30:00	0:15:00	140,888.14	35,222.04	0.00	0.00	764,196.96	191,049.24
221	08.09 11:45:00	0:15:00	128,846.97	32,211.74	0.00	0.00	776,238.13	194,059.53
221	08.09 12:00:00	0:15:00	120,767.30	30,191.82	0.00	0.00	784,317.80	196,079.45
221	08.09 12:15:00	0:15:00	115,643.50	28,910.87	0.00	0.00	789,441.60	197,360.40
221	08.09 12:30:00	0:15:00	109,856.20	27,464.05	0.00	0.00	795,228.90	198,807.23
221	08.09 12:45:00	0:15:00	105,976.92	26,494.23	0.00	0.00	799,108.18	199,777.04
221	08.09 13:00:00	0:15:00	102,897.60	25,724.40	0.00	0.00	802,187.50	200,546.88
221	08.09 13:15:00	0:15:00	102,906.84	25,726.71	0.00	0.00	802,178.26	200,544.56
221	08.09 13:30:00	0:15:00	105,651.05	26,412.76	0.00	0.00	799,434.05	199,858.51
221	08.09 13:45:00	0:15:00	108,626.92	27,156.73	0.00	0.00	796,458.19	199,114.55
221	08.09 14:00:00	0:15:00	110,706.62	27,676.66	0.00	0.00	794,378.48	198,594.62
221	08.09 14:15:00	0:15:00	112,920.03	28,230.01	0.00	0.00	792,165.07	198,041.27
221	08.09 14:30:00	0:15:00	114,658.37	28,664.59	0.00	0.00	790,426.73	197,606.68
221	08.09 14:45:00	0:15:00	118,619.36	29,654.84	0.00	0.00	786,465.74	196,616.43
221	08.09 15:00:00	0:15:00	128,352.16	32,088.04	0.00	0.00	776,732.94	194,183.24
221	08.09 15:15:00	0:15:00	139,782.31	34,945.58	0.00	0.00	765,302.79	191,325.70
221	08.09 15:30:00	0:15:00	153,433.87	38,358.47	0.00	0.00	751,651.23	187,912.81
221	08.09 15:45:00	0:15:00	167,207.88	41,801.97	0.00	0.00	737,877.23	184,469.31
221	08.09 16:00:00	0:15:00	182,250.65	45,562.66	0.00	0.00	722,834.45	180,708.61
221	08.09 16:15:00	0:15:00	198,040.14	49,510.04	0.00	0.00	707,044.96	176,761.24
221	08.09 16:30:00	0:15:00	211,810.40	52,952.60	0.00	0.00	693,274.70	173,318.67
221	08.09 16:45:00	0:15:00	227,295.51	56,823.88	0.00	0.00	677,789.59	169,447.40
221	08.09 17:00:00	0:15:00	246,093.61	61,523.40	0.00	0.00	658,991.49	164,747.87
221	08.09 17:15:00	0:15:00	266,090.75	66,522.69	0.00	0.00	638,994.35	159,748.59
221	08.09 17:30:00	0:15:00	282,032.18	70,508.05	0.00	0.00	623,052.92	155,763.23
221	08.09 17:45:00	0:15:00	292,996.76	73,249.19	0.00	0.00	612,088.34	153,022.09
221	08.09 18:00:00	0:15:00	302,021.58	75,505.39	0.00	0.00	603,063.52	150,765.88
221	08.09 18:15:00	0:15:00	315,245.79	78,811.45	0.00	0.00	589,839.31	147,459.83
221	08.09 18:30:00	0:15:00	338,298.77	84,574.69	0.00	0.00	566,786.33	141,696.58
221	08.09 18:45:00	0:20:24	381,423.61	129,684.03	0.00	0.00	523,661.49	178,044.91
221	08.09 19:10:48	0:12:36	572,200.27	120,162.06	0.00	0.00	332,884.83	69,905.82
228	08.16 07:25:12	0:02:24	696,337.78	27,853.51	0.00	0.00	208,747.32	8,349.89
228	08.16 07:30:00	0:10:12	651,408.13	110,739.38	0.00	0.00	253,676.97	43,125.09
228	08.16 07:45:00	0:15:00	558,304.56	139,576.14	0.00	0.00	346,780.54	86,695.14
228	08.16 08:00:00	0:15:00	510,228.85	127,557.21	0.00	0.00	394,856.25	98,714.06
228	08.16 08:15:00	0:15:00	455,906.52	113,976.63	0.00	0.00	449,178.58	112,294.65
228	08.16 08:30:00	0:15:00	406,718.24	101,679.56	0.00	0.00	498,366.86	124,591.72
228	08.16 08:45:00	0:15:00	363,056.35	90,764.09	0.00	0.00	542,028.75	135,507.19
228	08.16 09:00:00	0:15:00	325,795.53	81,448.88	0.00	0.00	579,289.57	144,822.39
228	08.16 09:15:00	0:15:00	296,964.50	74,241.13	0.00	0.00	608,120.60	152,030.15
228	08.16 09:30:00	0:15:00	272,062.73	68,015.68	0.00	0.00	633,022.38	158,255.59
228	08.16 09:45:00	0:15:00	251,602.26	62,900.57	0.00	0.00	653,482.84	163,370.71
228	08.16 10:00:00	0:15:00	233,257.74	58,314.44	0.00	0.00	671,827.36	167,956.84
228	08.16 10:15:00	0:15:00	217,517.48	54,379.37	0.00	0.00	687,567.62	171,891.91
228	08.16 10:30:00	0:15:00	203,233.17	50,808.29	0.00	0.00	701,851.93	175,462.98
228	08.16 10:45:00	0:15:00	188,725.94	47,181.48	0.00	0.00	716,359.16	179,089.79
228	08.16 11:00:00	0:15:00	173,705.90	43,426.48	0.00	0.00	731,379.20	182,844.80
228	08.16 11:15:00	0:15:00	158,771.84	39,692.96	0.00	0.00	746,313.27	186,578.32
228	08.16 11:30:00	0:15:00	144,696.44	36,174.11	0.00	0.00	760,388.66	190,097.17
228	08.16 11:45:00	0:15:00	132,526.07	33,131.52	0.00	0.00	772,559.03	193,139.76
228	08.16 12:00:00	0:15:00	124,450.89	31,112.72	0.00	0.00	780,634.21	195,158.55
228	08.16 12:15:00	0:15:00	119,097.43	29,774.36	0.00	0.00	785,987.67	196,496.92
228	08.16 12:30:00	0:15:00	113,279.40	28,319.85	0.00	0.00	791,805.71	197,951.43
228	08.16 12:45:00	0:15:00	108,929.05	27,232.26	0.00	0.00	796,156.05	199,039.01
228	08.16 13:00:00	0:15:00	105,519.35	26,379.84	0.00	0.00	799,565.75	199,891.44
228	08.16 13:15:00	0:15:00	105,950.93	26,487.73	0.00	0.00	799,134.17	199,783.54
228	08.16 13:30:00	0:15:00	108,865.58	27,216.39	0.00	0.00	796,219.53	199,054.88
228	08.16 13:45:00	0:15:00	111,909.92	27,977.48	0.00	0.00	793,175.18	198,293.80
228	08.16 14:00:00	0:15:00	113,947.14	28,486.79	0.00	0.00	791,137.96	197,784.49
228	08.16 14:15:00	0:15:00	116,366.97	29,091.74	0.00	0.00	788,718.13	197,179.53
228	08.16 14:30:00	0:15:00	118,133.55	29,533.39	0.00	0.00	786,951.55	196,737.89
228	08.16 14:45:00	0:15:00	120,388.69	30,097.17	0.00	0.00	784,696.41	196,174.10
228	08.16 15:00:00	0:15:00	128,240.45	32,060.11	0.00	0.00	776,844.65	194,211.16





## SCH CUM MAY2020 1450 OWENS E AND D FOR D 39 FT EXIST UPPER ONLY - Mission Creek

DayNum	Date+Time	Duration	ExSF	ExSFHr	NewSF	NewSFHr	SunnySF	SunnySFHr
228	08.16 15:15:00	0:15:00	139,580.39	34,895.10	0.00	0.00	765,504.71	191,376.18
228	08.16 15:30:00	0:15:00	153,327.16	38,331.79	0.00	0.00	751,757.94	187,939.49
228	08.16 15:45:00	0:15:00	167,353.07	41,838.27	0.00	0.00	737,732.03	184,433.01
228	08.16 16:00:00	0:15:00	182,939.14	45,734.79	0.00	0.00	722,145.96	180,536.49
228	08.16 16:15:00	0:15:00	199,172.96	49,793.24	0.00	0.00	705,912.14	176,478.04
228	08.16 16:30:00	0:15:00	213,886.36	53,471.59	0.00	0.00	691,198.74	172,799.68
228	08.16 16:45:00	0:15:00	229,777.57	57,444.39	0.00	0.00	675,307.53	168,826.88
228	08.16 17:00:00	0:15:00	249,487.82	62,371.95	0.00	0.00	655,597.28	163,899.32
228	08.16 17:15:00	0:15:00	270,197.94	67,549.48	0.00	0.00	634,887.17	158,721.79
228	08.16 17:30:00	0:15:00	286,463.50	71,615.87	0.00	0.00	618,621.60	154,655.40
228	08.16 17:45:00	0:15:00	296,806.56	74,201.64	0.00	0.00	608,278.54	152,069.64
228	08.16 18:00:00	0:15:00	306,880.23	76,720.06	0.00	0.00	598,204.87	149,551.22
228	08.16 18:15:00	0:15:00	323,383.70	80,845.92	0.00	0.00	581,701.40	145,425.35
228	08.16 18:30:00	0:15:00	352,594.33	88,148.58	0.00	0.00	552,490.77	138,122.69
228	08.16 18:45:00	0:16:12	404,150.71	109,120.69	0.00	0.00	500,934.39	135,252.28
228	08.16 19:02:23	0:08:24	548,037.46	76,725.25	0.00	0.00	357,047.64	49,986.67
235	08.23 07:31:48	0:06:36	692,600.95	76,186.11	0.00	0.00	212,484.15	23,373.26
235	08.23 07:45:00	0:13:48	593,597.88	136,527.51	0.00	0.00	311,487.22	71,642.06
235	08.23 08:00:00	0:15:00	537,367.02	134,341.76	0.00	0.00	367,718.08	91,929.52
235	08.23 08:15:00	0:15:00	486,312.70	121,578.18	0.00	0.00	418,772.40	104,693.10
235	08.23 08:30:00	0:15:00	436,462.42	109,115.61	0.00	0.00	468,622.68	117,155.67
235	08.23 08:45:00	0:15:00	390,700.08	97,675.02	0.00	0.00	514,385.02	128,596.26
235	08.23 09:00:00	0:15:00	349,806.39	87,451.60	0.00	0.00	555,278.71	138,819.68
235	08.23 09:15:00	0:15:00	316,428.09	79,107.02	0.00	0.00	588,657.01	147,164.25
235	08.23 09:30:00	0:15:00	288,928.31	72,232.08	0.00	0.00	616,156.79	154,039.20
235	08.23 09:45:00	0:15:00	265,882.83	66,470.71	0.00	0.00	639,202.27	159,800.57
235	08.23 10:00:00	0:15:00	245,592.30	61,398.08	0.00	0.00	659,492.80	164,873.20
235	08.23 10:15:00	0:15:00	228,264.39	57,066.10	0.00	0.00	676,820.71	169,205.18
235	08.23 10:30:00	0:15:00	210,958.98	52,739.74	0.00	0.00	694,126.12	173,531.53
235	08.23 10:45:00	0:15:00	195,240.96	48,810.24	0.00	0.00	709,844.14	177,461.04
235	08.23 11:00:00	0:15:00	178,850.44	44,712.61	0.00	0.00	726,234.66	181,558.66
235	08.23 11:15:00	0:15:00	163,185.91	40,796.48	0.00	0.00	741,899.20	185,474.80
235	08.23 11:30:00	0:15:00	148,454.01	37,113.50	0.00	0.00	756,631.09	189,157.77
235	08.23 11:45:00	0:15:00	137,033.36	34,258.34	0.00	0.00	768,051.74	192,012.94
235	08.23 12:00:00	0:15:00	129,121.87	32,280.47	0.00	0.00	775,963.23	193,990.81
235	08.23 12:15:00	0:15:00	122,863.50	30,715.88	0.00	0.00	782,221.60	195,555.40
235	08.23 12:30:00	0:15:00	117,087.70	29,271.92	0.00	0.00	787,997.40	196,999.35
235	08.23 12:45:00	0:15:00	112,649.39	28,162.35	0.00	0.00	792,435.72	198,108.93
235	08.23 13:00:00	0:15:00	108,642.41	27,160.60	0.00	0.00	796,442.69	199,110.67
235	08.23 13:15:00	0:15:00	109,838.71	27,459.68	0.00	0.00	795,246.40	198,811.60
235	08.23 13:30:00	0:15:00	112,591.16	28,147.79	0.00	0.00	792,493.94	198,123.49
235	08.23 13:45:00	0:15:00	115,700.22	28,925.06	0.00	0.00	789,384.88	197,346.22
235	08.23 14:00:00	0:15:00	117,814.42	29,453.61	0.00	0.00	787,270.68	196,817.67
235	08.23 14:15:00	0:15:00	120,234.75	30,058.69	0.00	0.00	784,850.35	196,212.59
235	08.23 14:30:00	0:15:00	122,029.32	30,507.33	0.00	0.00	783,055.78	195,763.95
235	08.23 14:45:00	0:15:00	123,556.24	30,889.06	0.00	0.00	781,528.87	195,382.22
235	08.23 15:00:00	0:15:00	128,912.45	32,228.11	0.00	0.00	776,172.65	194,043.16
235	08.23 15:15:00	0:15:00	139,854.53	34,963.63	0.00	0.00	765,230.57	191,307.64
235	08.23 15:30:00	0:15:00	153,564.57	38,391.14	0.00	0.00	751,520.53	187,880.13
235	08.23 15:45:00	0:15:00	168,017.07	42,004.27	0.00	0.00	737,068.03	184,267.01
235	08.23 16:00:00	0:15:00	184,184.67	46,046.17	0.00	0.00	720,900.44	180,225.11
235	08.23 16:15:00	0:15:00	200,873.81	50,218.45	0.00	0.00	704,211.29	176,052.82
235	08.23 16:30:00	0:15:00	216,648.81	54,162.20	0.00	0.00	688,436.29	172,109.07
235	08.23 16:45:00	0:15:00	233,536.64	58,384.16	0.00	0.00	671,548.47	167,887.12
235	08.23 17:00:00	0:15:00	254,655.60	63,663.90	0.00	0.00	650,429.50	162,607.38
235	08.23 17:15:00	0:15:00	275,267.26	68,816.81	0.00	0.00	629,817.84	157,454.46
235	08.23 17:30:00	0:15:00	291,991.14	72,997.79	0.00	0.00	613,093.96	153,273.49
235	08.23 17:45:00	0:15:00	302,056.06	75,514.02	0.00	0.00	603,029.04	150,757.26
235	08.23 18:00:00	0:15:00	315,469.21	78,867.30	0.00	0.00	589,615.89	147,403.97
235	08.23 18:15:00	0:15:00	335,587.05	83,896.76	0.00	0.00	569,498.05	142,374.51
235	08.23 18:30:00	0:15:00	372,384.30	93,096.08	0.00	0.00	532,700.80	133,175.20
235	08.23 18:45:00	0:11:24	445,035.41	84,556.73	0.00	0.00	460,049.69	87,409.44
235	08.23 18:52:48	0:03:36	523,015.73	31,380.94	0.00	0.00	382,069.37	22,924.16



## SCH CUM MAY2020 1450 OWENS E AND D FOR D 39 FT EXIST UPPER ONLY - Mission Creek

DayNum	Date+Time	Duration	ExSF	ExSFHr	NewSF	NewSFHr	SunnySF	SunnySFHr
242	08.30 07:37:48	0:03:36	692,425.02	41,545.50	0.00	0.00	212,660.08	12,759.61
242	08.30 07:45:00	0:11:24	655,894.92	124,620.04	0.00	0.00	249,190.18	47,346.13
242	08.30 08:00:00	0:15:00	562,421.24	140,605.31	0.00	0.00	342,663.86	85,665.97
242	08.30 08:15:00	0:15:00	508,391.30	127,097.83	0.00	0.00	396,693.80	99,173.45
242	08.30 08:30:00	0:15:00	465,116.02	116,279.00	0.00	0.00	439,969.08	109,992.27
242	08.30 08:45:00	0:15:00	417,906.48	104,476.62	0.00	0.00	487,178.62	121,794.66
242	08.30 09:00:00	0:15:00	374,533.98	93,633.50	0.00	0.00	530,551.12	132,637.78
242	08.30 09:15:00	0:15:00	338,217.80	84,554.45	0.00	0.00	566,867.30	141,716.82
242	08.30 09:30:00	0:15:00	307,011.68	76,752.92	0.00	0.00	598,073.42	149,518.36
242	08.30 09:45:00	0:15:00	281,582.60	70,395.65	0.00	0.00	623,502.50	155,875.62
242	08.30 10:00:00	0:15:00	259,104.91	64,776.23	0.00	0.00	645,980.19	161,495.05
242	08.30 10:15:00	0:15:00	239,621.57	59,905.39	0.00	0.00	665,463.53	166,365.88
242	08.30 10:30:00	0:15:00	220,297.92	55,074.48	0.00	0.00	684,787.18	171,196.79
242	08.30 10:45:00	0:15:00	201,924.91	50,481.23	0.00	0.00	703,160.19	175,790.05
242	08.30 11:00:00	0:15:00	184,501.04	46,125.26	0.00	0.00	720,584.06	180,146.01
242	08.30 11:15:00	0:15:00	167,578.23	41,894.56	0.00	0.00	737,506.87	184,376.72
242	08.30 11:30:00	0:15:00	152,612.93	38,153.23	0.00	0.00	752,472.17	188,118.04
242	08.30 11:45:00	0:15:00	142,341.84	35,585.46	0.00	0.00	762,743.26	190,685.82
242	08.30 12:00:00	0:15:00	134,350.38	33,587.59	0.00	0.00	770,734.72	192,683.68
242	08.30 12:15:00	0:15:00	127,871.84	31,967.96	0.00	0.00	777,213.26	194,303.31
242	08.30 12:30:00	0:15:00	121,429.29	30,357.32	0.00	0.00	783,655.81	195,913.95
242	08.30 12:45:00	0:15:00	117,181.41	29,295.35	0.00	0.00	787,903.69	196,975.92
242	08.30 13:00:00	0:15:00	112,719.86	28,179.97	0.00	0.00	792,365.24	198,091.31
242	08.30 13:15:00	0:15:00	114,183.80	28,545.95	0.00	0.00	790,901.30	197,725.33
242	08.30 13:30:00	0:15:00	116,967.99	29,242.00	0.00	0.00	788,117.11	197,029.28
242	08.30 13:45:00	0:15:00	120,052.57	30,013.14	0.00	0.00	785,032.53	196,258.13
242	08.30 14:00:00	0:15:00	122,108.29	30,527.07	0.00	0.00	782,976.81	195,744.20
242	08.30 14:15:00	0:15:00	124,645.57	31,161.39	0.00	0.00	780,439.53	195,109.88
242	08.30 14:30:00	0:15:00	126,050.79	31,512.70	0.00	0.00	779,034.32	194,758.58
242	08.30 14:45:00	0:15:00	127,209.60	31,802.40	0.00	0.00	777,875.51	194,468.88
242	08.30 15:00:00	0:15:00	129,933.81	32,483.45	0.00	0.00	775,151.29	193,787.82
242	08.30 15:15:00	0:15:00	140,316.61	35,079.15	0.00	0.00	764,768.49	191,192.12
242	08.30 15:30:00	0:15:00	153,902.19	38,475.55	0.00	0.00	751,182.91	187,795.73
242	08.30 15:45:00	0:15:00	169,004.69	42,251.17	0.00	0.00	736,080.41	184,020.10
242	08.30 16:00:00	0:15:00	185,242.76	46,310.69	0.00	0.00	719,842.34	179,960.59
242	08.30 16:15:00	0:15:00	203,246.16	50,811.54	0.00	0.00	701,838.94	175,459.74
242	08.30 16:30:00	0:15:00	220,227.70	55,056.93	0.00	0.00	684,857.40	171,214.35
242	08.30 16:45:00	0:15:00	238,432.77	59,608.19	0.00	0.00	666,652.33	166,663.08
242	08.30 17:00:00	0:15:00	260,647.07	65,161.77	0.00	0.00	644,438.03	161,109.51
242	08.30 17:15:00	0:15:00	281,741.04	70,435.26	0.00	0.00	623,344.06	155,836.01
242	08.30 17:30:00	0:15:00	298,313.49	74,578.37	0.00	0.00	606,771.61	151,692.90
242	08.30 17:45:00	0:15:00	309,867.84	77,466.96	0.00	0.00	595,217.26	148,804.32
242	08.30 18:00:00	0:15:00	327,928.97	81,982.24	0.00	0.00	577,156.13	144,289.03
242	08.30 18:15:00	0:15:00	352,007.06	88,001.76	0.00	0.00	553,078.05	138,269.51
242	08.30 18:30:00	0:13:48	400,775.25	92,178.31	0.00	0.00	504,309.85	115,991.27
242	08.30 18:42:36	0:06:36	498,539.30	54,839.32	0.00	0.00	406,545.80	44,720.04
249	09.06 07:44:24	0:07:48	706,188.78	91,804.54	0.00	0.00	198,896.32	25,856.52
249	09.06 08:00:00	0:15:00	607,207.70	151,801.92	0.00	0.00	297,877.40	74,469.35
249	09.06 08:15:00	0:15:00	528,806.78	132,201.70	0.00	0.00	376,278.32	94,069.58
249	09.06 08:30:00	0:15:00	484,850.01	121,212.50	0.00	0.00	420,235.09	105,058.77
249	09.06 08:45:00	0:15:00	445,155.86	111,288.97	0.00	0.00	459,929.24	114,982.31
249	09.06 09:00:00	0:15:00	399,517.48	99,879.37	0.00	0.00	505,567.62	126,391.91
249	09.06 09:15:00	0:15:00	360,831.70	90,207.92	0.00	0.00	544,253.40	136,063.35
249	09.06 09:30:00	0:15:00	327,000.32	81,750.08	0.00	0.00	578,084.78	144,521.20
249	09.06 09:45:00	0:15:00	298,626.87	74,656.72	0.00	0.00	606,458.23	151,614.56
249	09.06 10:00:00	0:15:00	273,475.19	68,368.80	0.00	0.00	631,609.91	157,902.48
249	09.06 10:15:00	0:15:00	251,784.69	62,946.17	0.00	0.00	653,300.41	163,325.10
249	09.06 10:30:00	0:15:00	230,560.27	57,640.07	0.00	0.00	674,524.83	168,631.21
249	09.06 10:45:00	0:15:00	210,244.25	52,561.06	0.00	0.00	694,840.85	173,710.21
249	09.06 11:00:00	0:15:00	190,080.67	47,520.17	0.00	0.00	715,004.43	178,751.11
249	09.06 11:15:00	0:15:00	172,774.51	43,193.63	0.00	0.00	732,310.59	183,077.65
249	09.06 11:30:00	0:15:00	158,743.60	39,685.90	0.00	0.00	746,341.51	186,585.38
249	09.06 11:45:00	0:15:00	148,368.04	37,092.01	0.00	0.00	756,717.06	189,179.26



## SCH CUM MAY2020 1450 OWENS E AND D FOR D 39 FT EXIST UPPER ONLY - Mission Creek

DayNum	Date+Time	Duration	ExSF	ExSFHr	NewSF	NewSFHr	SunnySF	SunnySFHr
249	09.06 12:00:00	0:15:00	140,065.20	35,016.30	0.00	0.00	765,019.90	191,254.97
249	09.06 12:15:00	0:15:00	133,697.88	33,424.47	0.00	0.00	771,387.22	192,846.81
249	09.06 12:30:00	0:15:00	127,032.66	31,758.17	0.00	0.00	778,052.44	194,513.11
249	09.06 12:45:00	0:15:00	122,244.73	30,561.18	0.00	0.00	782,840.37	195,710.09
249	09.06 13:00:00	0:15:00	118,135.80	29,533.95	0.00	0.00	786,949.30	196,737.33
249	09.06 13:15:00	0:15:00	119,453.30	29,863.32	0.00	0.00	785,631.80	196,407.95
249	09.06 13:30:00	0:15:00	121,849.63	30,462.41	0.00	0.00	783,235.47	195,808.87
249	09.06 13:45:00	0:15:00	124,779.77	31,194.94	0.00	0.00	780,305.33	195,076.33
249	09.06 14:00:00	0:15:00	126,889.47	31,722.37	0.00	0.00	778,195.63	194,548.91
249	09.06 14:15:00	0:15:00	129,240.57	32,310.14	0.00	0.00	775,844.53	193,961.13
249	09.06 14:30:00	0:15:00	130,128.48	32,532.12	0.00	0.00	774,956.62	193,739.15
249	09.06 14:45:00	0:15:00	131,357.02	32,839.25	0.00	0.00	773,728.08	193,432.02
249	09.06 15:00:00	0:15:00	132,688.76	33,172.19	0.00	0.00	772,396.34	193,099.09
249	09.06 15:15:00	0:15:00	141,114.55	35,278.64	0.00	0.00	763,970.55	190,992.64
249	09.06 15:30:00	0:15:00	154,540.45	38,635.11	0.00	0.00	750,544.66	187,636.16
249	09.06 15:45:00	0:15:00	169,850.12	42,462.53	0.00	0.00	735,234.98	183,808.75
249	09.06 16:00:00	0:15:00	186,678.72	46,669.68	0.00	0.00	718,406.39	179,601.60
249	09.06 16:15:00	0:15:00	205,899.15	51,474.79	0.00	0.00	699,185.95	174,796.49
249	09.06 16:30:00	0:15:00	224,476.58	56,119.15	0.00	0.00	680,608.52	170,152.13
249	09.06 16:45:00	0:15:00	244,214.07	61,053.52	0.00	0.00	660,871.03	165,217.76
249	09.06 17:00:00	0:15:00	267,874.82	66,968.71	0.00	0.00	637,210.28	159,302.57
249	09.06 17:15:00	0:15:00	289,325.91	72,331.48	0.00	0.00	615,759.19	153,939.80
249	09.06 17:30:00	0:15:00	306,434.90	76,608.72	0.00	0.00	598,650.20	149,662.55
249	09.06 17:45:00	0:15:00	321,588.13	80,397.03	0.00	0.00	583,496.97	145,874.24
249	09.06 18:00:00	0:15:00	341,272.64	85,318.16	0.00	0.00	563,812.46	140,953.12
249	09.06 18:15:00	0:16:12	373,966.70	100,971.01	0.00	0.00	531,118.40	143,401.97
249	09.06 18:31:48	0:08:24	473,769.47	66,327.73	0.00	0.00	431,315.63	60,384.19
256	09.13 07:50:24	0:04:48	707,026.72	56,562.14	0.00	0.00	198,058.39	15,844.67
256	09.13 08:00:00	0:12:36	661,175.66	138,846.89	0.00	0.00	243,909.44	51,220.98
256	09.13 08:15:00	0:15:00	564,254.79	141,063.70	0.00	0.00	340,830.31	85,207.58
256	09.13 08:30:00	0:15:00	502,466.80	125,616.70	0.00	0.00	402,618.30	100,654.57
256	09.13 08:45:00	0:15:00	463,992.19	115,998.05	0.00	0.00	441,092.91	110,273.23
256	09.13 09:00:00	0:15:00	426,146.09	106,536.52	0.00	0.00	478,939.01	119,734.75
256	09.13 09:15:00	0:15:00	382,036.63	95,509.16	0.00	0.00	523,048.47	130,762.12
256	09.13 09:30:00	0:15:00	346,587.62	86,646.90	0.00	0.00	558,497.48	139,624.37
256	09.13 09:45:00	0:15:00	316,493.07	79,123.27	0.00	0.00	588,592.03	147,148.01
256	09.13 10:00:00	0:15:00	288,394.76	72,098.69	0.00	0.00	616,690.34	154,172.59
256	09.13 10:15:00	0:15:00	264,723.02	66,180.76	0.00	0.00	640,362.08	160,090.52
256	09.13 10:30:00	0:15:00	241,470.87	60,367.72	0.00	0.00	663,614.23	165,903.56
256	09.13 10:45:00	0:15:00	219,492.98	54,873.25	0.00	0.00	685,592.12	171,398.03
256	09.13 11:00:00	0:15:00	197,639.30	49,409.82	0.00	0.00	707,445.81	176,861.45
256	09.13 11:15:00	0:15:00	179,228.80	44,807.20	0.00	0.00	725,856.30	181,464.08
256	09.13 11:30:00	0:15:00	166,321.46	41,580.37	0.00	0.00	738,763.64	184,690.91
256	09.13 11:45:00	0:15:00	155,399.62	38,849.90	0.00	0.00	749,685.48	187,421.37
256	09.13 12:00:00	0:15:00	146,636.95	36,659.24	0.00	0.00	758,448.15	189,612.04
256	09.13 12:15:00	0:15:00	140,349.85	35,087.46	0.00	0.00	764,735.26	191,183.81
256	09.13 12:30:00	0:15:00	133,770.10	33,442.53	0.00	0.00	771,315.00	192,828.75
256	09.13 12:45:00	0:15:00	128,343.66	32,085.92	0.00	0.00	776,741.44	194,185.36
256	09.13 13:00:00	0:15:00	124,290.46	31,072.61	0.00	0.00	780,794.65	195,198.66
256	09.13 13:15:00	0:15:00	125,863.61	31,465.90	0.00	0.00	779,221.49	194,805.37
256	09.13 13:30:00	0:15:00	127,249.58	31,812.40	0.00	0.00	777,835.52	194,458.88
256	09.13 13:45:00	0:15:00	129,936.31	32,484.08	0.00	0.00	775,148.79	193,787.20
256	09.13 14:00:00	0:15:00	131,968.53	32,992.13	0.00	0.00	773,116.57	193,279.14
256	09.13 14:15:00	0:15:00	133,761.85	33,440.46	0.00	0.00	771,323.25	192,830.81
256	09.13 14:30:00	0:15:00	134,459.34	33,614.83	0.00	0.00	770,625.76	192,656.44
256	09.13 14:45:00	0:15:00	135,909.28	33,977.32	0.00	0.00	769,175.82	192,293.95
256	09.13 15:00:00	0:15:00	137,085.59	34,271.40	0.00	0.00	767,999.51	191,999.88
256	09.13 15:15:00	0:15:00	142,397.82	35,599.45	0.00	0.00	762,687.29	190,671.82
256	09.13 15:30:00	0:15:00	155,091.99	38,773.00	0.00	0.00	749,993.12	187,498.28
256	09.13 15:45:00	0:15:00	170,286.95	42,571.74	0.00	0.00	734,798.15	183,699.54
256	09.13 16:00:00	0:15:00	188,431.80	47,107.95	0.00	0.00	716,653.30	179,163.33
256	09.13 16:15:00	0:15:00	208,788.55	52,197.14	0.00	0.00	696,296.55	174,074.14
256	09.13 16:30:00	0:15:00	229,507.17	57,376.79	0.00	0.00	675,577.93	168,894.48



## SCH CUM MAY2020 1450 OWENS E AND D FOR D 39 FT EXIST UPPER ONLY - Mission Creek

DayNum	Date+Time	Duration	ExSF	ExSFHr	NewSF	NewSFHr	SunnySF	SunnySFHr
256	09.13 16:45:00	0:15:00	250,127.82	62,531.96	0.00	0.00	654,957.28	163,739.32
256	09.13 17:00:00	0:15:00	275,436.19	68,859.05	0.00	0.00	629,648.91	157,412.23
256	09.13 17:15:00	0:15:00	298,815.80	74,703.95	0.00	0.00	606,269.31	151,567.33
256	09.13 17:30:00	0:15:00	316,845.69	79,211.42	0.00	0.00	588,239.42	147,059.85
256	09.13 17:45:00	0:15:00	334,157.85	83,539.46	0.00	0.00	570,927.25	142,731.81
256	09.13 18:00:00	0:15:00	356,405.88	89,101.47	0.00	0.00	548,679.22	137,169.81
256	09.13 18:15:00	0:10:48	409,546.66	73,718.40	0.00	0.00	495,538.44	89,196.92
256	09.13 18:21:00	0:03:00	449,244.81	22,462.24	0.00	0.00	455,840.30	22,792.02
263	09.20 07:57:00	0:01:12	699,933.16	13,998.66	0.00	0.00	205,151.94	4,103.04
263	09.20 08:00:00	0:09:00	682,956.87	102,443.53	0.00	0.00	222,128.23	33,319.23
263	09.20 08:15:00	0:15:00	607,888.19	151,972.05	0.00	0.00	297,196.91	74,299.23
263	09.20 08:30:00	0:15:00	529,364.32	132,341.08	0.00	0.00	375,720.78	93,930.20
263	09.20 08:45:00	0:15:00	480,951.99	120,238.00	0.00	0.00	424,133.11	106,033.28
263	09.20 09:00:00	0:15:00	442,724.54	110,681.13	0.00	0.00	462,360.56	115,590.14
263	09.20 09:15:00	0:15:00	406,447.09	101,611.77	0.00	0.00	498,638.01	124,659.50
263	09.20 09:30:00	0:15:00	365,476.93	91,369.23	0.00	0.00	539,608.17	134,902.04
263	09.20 09:45:00	0:15:00	333,592.56	83,398.14	0.00	0.00	571,492.54	142,873.13
263	09.20 10:00:00	0:15:00	304,239.23	76,059.81	0.00	0.00	600,845.87	150,211.47
263	09.20 10:15:00	0:15:00	278,101.93	69,525.48	0.00	0.00	626,983.17	156,745.79
263	09.20 10:30:00	0:15:00	252,756.82	63,189.21	0.00	0.00	652,328.28	163,082.07
263	09.20 10:45:00	0:15:00	229,510.17	57,377.54	0.00	0.00	675,574.93	168,893.73
263	09.20 11:00:00	0:15:00	206,486.18	51,621.55	0.00	0.00	698,598.92	174,649.73
263	09.20 11:15:00	0:15:00	190,059.93	47,514.98	0.00	0.00	715,025.17	178,756.29
263	09.20 11:30:00	0:15:00	174,974.42	43,743.61	0.00	0.00	730,110.68	182,527.67
263	09.20 11:45:00	0:15:00	164,136.04	41,034.01	0.00	0.00	740,949.06	185,237.26
263	09.20 12:00:00	0:15:00	154,580.43	38,645.11	0.00	0.00	750,504.67	187,626.17
263	09.20 12:15:00	0:15:00	148,172.37	37,043.09	0.00	0.00	756,912.73	189,228.18
263	09.20 12:30:00	0:15:00	141,423.94	35,355.98	0.00	0.00	763,661.16	190,915.29
263	09.20 12:45:00	0:15:00	135,897.79	33,974.45	0.00	0.00	769,187.31	192,296.83
263	09.20 13:00:00	0:15:00	131,377.01	32,844.25	0.00	0.00	773,708.09	193,427.02
263	09.20 13:15:00	0:15:00	133,027.38	33,256.85	0.00	0.00	772,057.72	193,014.43
263	09.20 13:30:00	0:15:00	133,643.65	33,410.91	0.00	0.00	771,441.45	192,860.36
263	09.20 13:45:00	0:15:00	135,447.21	33,861.80	0.00	0.00	769,637.89	192,409.47
263	09.20 14:00:00	0:15:00	137,043.85	34,260.96	0.00	0.00	768,041.25	192,010.31
263	09.20 14:15:00	0:15:00	138,392.84	34,598.21	0.00	0.00	766,692.26	191,673.07
263	09.20 14:30:00	0:15:00	139,205.03	34,801.26	0.00	0.00	765,880.07	191,470.02
263	09.20 14:45:00	0:15:00	140,821.17	35,205.29	0.00	0.00	764,263.94	191,065.98
263	09.20 15:00:00	0:15:00	141,881.76	35,470.44	0.00	0.00	763,203.34	190,800.84
263	09.20 15:15:00	0:15:00	144,030.44	36,007.61	0.00	0.00	761,054.66	190,263.66
263	09.20 15:30:00	0:15:00	155,539.32	38,884.83	0.00	0.00	749,545.79	187,386.45
263	09.20 15:45:00	0:15:00	170,919.46	42,729.87	0.00	0.00	734,165.64	183,541.41
263	09.20 16:00:00	0:15:00	190,331.08	47,582.77	0.00	0.00	714,754.02	178,688.51
263	09.20 16:15:00	0:15:00	211,832.89	52,958.22	0.00	0.00	693,252.21	173,313.05
263	09.20 16:30:00	0:15:00	234,258.36	58,564.59	0.00	0.00	670,826.74	167,706.69
263	09.20 16:45:00	0:15:00	256,145.03	64,036.26	0.00	0.00	648,940.07	162,235.02
263	09.20 17:00:00	0:15:00	285,500.86	71,375.22	0.00	0.00	619,584.24	154,896.06
263	09.20 17:15:00	0:15:00	310,528.09	77,632.02	0.00	0.00	594,557.01	148,639.25
263	09.20 17:30:00	0:15:00	327,307.70	81,826.93	0.00	0.00	577,777.40	144,444.35
263	09.20 17:45:00	0:15:00	347,025.20	86,756.30	0.00	0.00	558,059.90	139,514.98
263	09.20 18:00:00	0:12:36	381,603.29	80,136.69	0.00	0.00	523,481.81	109,931.18
263	09.20 18:09:36	0:04:48	428,449.47	34,275.96	0.00	0.00	476,635.63	38,130.85
270	09.27 08:03:00	0:06:00	695,474.36	69,547.44	0.00	0.00	209,610.74	20,961.07
270	09.27 08:15:00	0:13:12	642,970.84	141,453.59	0.00	0.00	262,114.26	57,665.14
270	09.27 08:30:00	0:15:00	565,013.75	141,253.44	0.00	0.00	340,071.35	85,017.84
270	09.27 08:45:00	0:15:00	502,661.98	125,665.50	0.00	0.00	402,423.12	100,605.78
270	09.27 09:00:00	0:15:00	458,781.43	114,695.36	0.00	0.00	446,303.67	111,575.92
270	09.27 09:15:00	0:15:00	422,187.85	105,546.96	0.00	0.00	482,897.25	120,724.31
270	09.27 09:30:00	0:15:00	386,346.24	96,586.56	0.00	0.00	518,738.86	129,684.72
270	09.27 09:45:00	0:15:00	349,333.82	87,333.46	0.00	0.00	555,751.28	138,937.82
270	09.27 10:00:00	0:15:00	320,068.71	80,017.18	0.00	0.00	585,016.39	146,254.10
270	09.27 10:15:00	0:15:00	292,324.52	73,081.13	0.00	0.00	612,760.58	153,190.15
270	09.27 10:30:00	0:15:00	264,729.02	66,182.25	0.00	0.00	640,356.08	160,089.02
270	09.27 10:45:00	0:15:00	240,420.02	60,105.00	0.00	0.00	664,665.08	166,166.27



## SCH CUM MAY2020 1450 OWENS E AND D FOR D 39 FT EXIST UPPER ONLY - Mission Creek

DayNum	Date+Time	Duration	ExSF	ExSFHr	NewSF	NewSFHr	SunnySF	SunnySFHr
270	09.27 11:00:00	0:15:00	219,263.82	54,815.95	0.00	0.00	685,821.28	171,455.32
270	09.27 11:15:00	0:15:00	202,713.36	50,678.34	0.00	0.00	702,371.74	175,592.93
270	09.27 11:30:00	0:15:00	187,213.26	46,803.32	0.00	0.00	717,871.84	179,467.96
270	09.27 11:45:00	0:15:00	174,198.96	43,549.74	0.00	0.00	730,886.14	182,721.53
270	09.27 12:00:00	0:15:00	164,345.21	41,086.30	0.00	0.00	740,739.89	185,184.97
270	09.27 12:15:00	0:15:00	157,298.15	39,324.54	0.00	0.00	747,786.96	186,946.74
270	09.27 12:30:00	0:15:00	150,067.15	37,516.79	0.00	0.00	755,017.95	188,754.49
270	09.27 12:45:00	0:15:00	144,230.62	36,057.65	0.00	0.00	760,854.48	190,213.62
270	09.27 13:00:00	0:15:00	140,726.45	35,181.61	0.00	0.00	764,358.65	191,089.66
270	09.27 13:15:00	0:15:00	140,906.38	35,226.60	0.00	0.00	764,178.72	191,044.68
270	09.27 13:30:00	0:15:00	141,029.09	35,257.27	0.00	0.00	764,056.01	191,014.00
270	09.27 13:45:00	0:15:00	141,628.86	35,407.21	0.00	0.00	763,456.24	190,864.06
270	09.27 14:00:00	0:15:00	142,255.87	35,563.97	0.00	0.00	762,829.23	190,707.31
270	09.27 14:15:00	0:15:00	143,384.69	35,846.17	0.00	0.00	761,700.41	190,425.10
270	09.27 14:30:00	0:15:00	144,337.58	36,084.39	0.00	0.00	760,747.52	190,186.88
270	09.27 14:45:00	0:15:00	146,104.16	36,526.04	0.00	0.00	758,980.95	189,745.24
270	09.27 15:00:00	0:15:00	146,932.59	36,733.15	0.00	0.00	758,152.51	189,538.13
270	09.27 15:15:00	0:15:00	148,014.93	37,003.73	0.00	0.00	757,070.17	189,267.54
270	09.27 15:30:00	0:15:00	155,881.44	38,970.36	0.00	0.00	749,203.67	187,300.92
270	09.27 15:45:00	0:15:00	171,987.06	42,996.76	0.00	0.00	733,098.04	183,274.51
270	09.27 16:00:00	0:15:00	192,142.39	48,035.60	0.00	0.00	712,942.71	178,235.68
270	09.27 16:15:00	0:15:00	214,123.52	53,530.88	0.00	0.00	690,961.58	172,740.39
270	09.27 16:30:00	0:15:00	238,771.39	59,692.85	0.00	0.00	666,313.71	166,578.43
270	09.27 16:45:00	0:15:00	264,712.02	66,178.01	0.00	0.00	640,373.08	160,093.27
270	09.27 17:00:00	0:15:00	297,102.70	74,275.67	0.00	0.00	607,982.40	151,995.60
270	09.27 17:15:00	0:15:00	322,400.07	80,600.02	0.00	0.00	582,685.03	145,671.26
270	09.27 17:30:00	0:15:00	338,342.01	84,585.50	0.00	0.00	566,743.10	141,685.77
270	09.27 17:45:00	0:13:48	365,445.94	84,052.57	0.00	0.00	539,639.16	124,117.01
270	09.27 17:58:11	0:06:36	415,292.97	45,682.23	0.00	0.00	489,792.13	53,877.13
277	10.04 08:09:36	0:02:24	697,650.03	27,906.00	0.00	0.00	207,435.07	8,297.40
277	10.04 08:15:00	0:10:12	663,448.80	112,786.30	0.00	0.00	241,636.30	41,078.17
277	10.04 08:30:00	0:15:00	606,396.01	151,599.00	0.00	0.00	298,689.09	74,672.27
277	10.04 08:45:00	0:15:00	533,782.64	133,445.66	0.00	0.00	371,302.46	92,825.62
277	10.04 09:00:00	0:15:00	474,673.38	118,668.35	0.00	0.00	430,411.72	107,602.93
277	10.04 09:15:00	0:15:00	436,852.52	109,213.13	0.00	0.00	468,232.58	117,058.15
277	10.04 09:30:00	0:15:00	402,579.06	100,644.77	0.00	0.00	502,506.04	125,626.51
277	10.04 09:45:00	0:15:00	367,866.27	91,966.57	0.00	0.00	537,218.83	134,304.71
277	10.04 10:00:00	0:15:00	334,860.58	83,715.15	0.00	0.00	570,224.52	142,556.13
277	10.04 10:15:00	0:15:00	306,641.57	76,660.39	0.00	0.00	598,443.53	149,610.88
277	10.04 10:30:00	0:15:00	278,670.96	69,667.74	0.00	0.00	626,414.14	156,603.54
277	10.04 10:45:00	0:15:00	253,947.62	63,486.91	0.00	0.00	651,137.48	162,784.37
277	10.04 11:00:00	0:15:00	234,952.35	58,738.09	0.00	0.00	670,132.75	167,533.19
277	10.04 11:15:00	0:15:00	218,299.43	54,574.86	0.00	0.00	686,785.67	171,696.42
277	10.04 11:30:00	0:15:00	201,583.79	50,395.95	0.00	0.00	703,501.31	175,875.33
277	10.04 11:45:00	0:15:00	187,921.99	46,980.50	0.00	0.00	717,163.11	179,290.78
277	10.04 12:00:00	0:15:00	175,941.55	43,985.39	0.00	0.00	729,143.55	182,285.89
277	10.04 12:15:00	0:15:00	168,385.68	42,096.42	0.00	0.00	736,699.42	184,174.86
277	10.04 12:30:00	0:15:00	159,857.92	39,964.48	0.00	0.00	745,227.18	186,306.80
277	10.04 12:45:00	0:15:00	154,009.90	38,502.47	0.00	0.00	751,075.20	187,768.80
277	10.04 13:00:00	0:15:00	150,865.09	37,716.27	0.00	0.00	754,220.01	188,555.00
277	10.04 13:15:00	0:15:00	150,614.44	37,653.61	0.00	0.00	754,470.66	188,617.67
277	10.04 13:30:00	0:15:00	149,034.29	37,258.57	0.00	0.00	756,050.81	189,012.70
277	10.04 13:45:00	0:15:00	148,882.10	37,220.52	0.00	0.00	756,203.00	189,050.75
277	10.04 14:00:00	0:15:00	147,783.02	36,945.75	0.00	0.00	757,302.08	189,325.52
277	10.04 14:15:00	0:15:00	148,773.89	37,193.47	0.00	0.00	756,311.21	189,077.80
277	10.04 14:30:00	0:15:00	149,924.95	37,481.24	0.00	0.00	755,160.15	188,790.04
277	10.04 14:45:00	0:15:00	151,526.59	37,881.65	0.00	0.00	753,558.51	188,389.63
277	10.04 15:00:00	0:15:00	152,599.43	38,149.86	0.00	0.00	752,485.67	188,121.42
277	10.04 15:15:00	0:15:00	152,992.03	38,248.01	0.00	0.00	752,093.07	188,023.27
277	10.04 15:30:00	0:15:00	156,810.58	39,202.65	0.00	0.00	748,274.52	187,068.63
277	10.04 15:45:00	0:15:00	172,146.25	43,036.56	0.00	0.00	732,938.86	183,234.71
277	10.04 16:00:00	0:15:00	192,536.49	48,134.12	0.00	0.00	712,548.61	178,137.15
277	10.04 16:15:00	0:15:00	216,482.88	54,120.72	0.00	0.00	688,602.23	172,150.56



## SCH CUM MAY2020 1450 OWENS E AND D FOR D 39 FT EXIST UPPER ONLY - Mission Creek

DayNum	Date+Time	Duration	ExSF	ExSFHr	NewSF	NewSFHr	SunnySF	SunnySFHr
277	10.04 16:30:00	0:15:00	244,872.82	61,218.21	0.00	0.00	660,212.28	165,053.07
277	10.04 16:45:00	0:15:00	273,728.09	68,432.02	0.00	0.00	631,357.01	157,839.25
277	10.04 17:00:00	0:15:00	308,746.02	77,186.50	0.00	0.00	596,339.08	149,084.77
277	10.04 17:15:00	0:15:00	332,823.36	83,205.84	0.00	0.00	572,261.75	143,065.44
277	10.04 17:30:00	0:16:12	358,842.95	96,887.60	0.00	0.00	546,242.15	147,485.38
277	10.04 17:47:23	0:08:24	408,034.74	57,124.86	0.00	0.00	497,050.36	69,587.05
284	10.11 08:16:11	0:07:12	693,534.85	83,224.18	0.00	0.00	211,550.25	25,386.03
284	10.11 08:30:00	0:14:24	628,564.32	150,855.44	0.00	0.00	276,520.78	66,364.99
284	10.11 08:45:00	0:15:00	574,844.26	143,711.07	0.00	0.00	330,240.84	82,560.21
284	10.11 09:00:00	0:15:00	504,704.70	126,176.18	0.00	0.00	400,380.40	100,095.10
284	10.11 09:15:00	0:15:00	453,258.03	113,314.51	0.00	0.00	451,827.07	112,956.77
284	10.11 09:30:00	0:15:00	415,140.53	103,785.13	0.00	0.00	489,944.57	122,486.14
284	10.11 09:45:00	0:15:00	384,453.46	96,113.37	0.00	0.00	520,631.64	130,157.91
284	10.11 10:00:00	0:15:00	350,897.73	87,724.43	0.00	0.00	554,187.37	138,546.84
284	10.11 10:15:00	0:15:00	320,509.54	80,127.39	0.00	0.00	584,575.56	146,143.89
284	10.11 10:30:00	0:15:00	293,147.70	73,286.93	0.00	0.00	611,937.40	152,984.35
284	10.11 10:45:00	0:15:00	272,905.41	68,226.35	0.00	0.00	632,179.70	158,044.92
284	10.11 11:00:00	0:15:00	252,621.62	63,155.41	0.00	0.00	652,463.48	163,115.87
284	10.11 11:15:00	0:15:00	235,771.54	58,942.88	0.00	0.00	669,313.57	167,328.39
284	10.11 11:30:00	0:15:00	218,409.14	54,602.29	0.00	0.00	686,675.96	171,668.99
284	10.11 11:45:00	0:15:00	204,140.57	51,035.14	0.00	0.00	700,944.53	175,236.13
284	10.11 12:00:00	0:15:00	191,052.05	47,763.01	0.00	0.00	714,033.05	178,508.26
284	10.11 12:15:00	0:15:00	181,059.10	45,264.78	0.00	0.00	724,026.00	181,006.50
284	10.11 12:30:00	0:15:00	171,514.24	42,878.56	0.00	0.00	733,570.86	183,392.72
284	10.11 12:45:00	0:15:00	164,862.27	41,215.57	0.00	0.00	740,222.83	185,055.71
284	10.11 13:00:00	0:15:00	161,710.47	40,427.62	0.00	0.00	743,374.63	185,843.66
284	10.11 13:15:00	0:15:00	160,901.77	40,225.44	0.00	0.00	744,183.33	186,045.83
284	10.11 13:30:00	0:15:00	158,484.94	39,621.24	0.00	0.00	746,600.16	186,650.04
284	10.11 13:45:00	0:15:00	156,728.86	39,182.22	0.00	0.00	748,356.24	187,089.06
284	10.11 14:00:00	0:15:00	154,625.16	38,656.29	0.00	0.00	750,459.94	187,614.98
284	10.11 14:15:00	0:15:00	154,622.91	38,655.73	0.00	0.00	750,462.19	187,615.55
284	10.11 14:30:00	0:15:00	155,800.97	38,950.24	0.00	0.00	749,284.14	187,321.03
284	10.11 14:45:00	0:15:00	158,136.83	39,534.21	0.00	0.00	746,948.27	186,737.07
284	10.11 15:00:00	0:15:00	158,879.29	39,719.82	0.00	0.00	746,205.81	186,551.45
284	10.11 15:15:00	0:15:00	158,536.92	39,634.23	0.00	0.00	746,548.18	186,637.04
284	10.11 15:30:00	0:15:00	158,287.27	39,571.82	0.00	0.00	746,797.83	186,699.46
284	10.11 15:45:00	0:15:00	171,503.24	42,875.81	0.00	0.00	733,581.86	183,395.47
284	10.11 16:00:00	0:15:00	193,133.76	48,283.44	0.00	0.00	711,951.34	177,987.84
284	10.11 16:15:00	0:15:00	219,259.57	54,814.89	0.00	0.00	685,825.53	171,456.38
284	10.11 16:30:00	0:15:00	249,746.72	62,436.68	0.00	0.00	655,338.38	163,834.60
284	10.11 16:45:00	0:15:00	282,579.47	70,644.87	0.00	0.00	622,505.63	155,626.41
284	10.11 17:00:00	0:15:00	322,910.63	80,727.66	0.00	0.00	582,174.47	145,543.62
284	10.11 17:15:00	0:15:00	354,308.68	88,577.17	0.00	0.00	550,776.42	137,694.11
284	10.11 17:30:00	0:11:24	388,381.46	73,792.48	0.00	0.00	516,703.64	98,173.69
284	10.11 17:37:12	0:03:36	408,490.06	24,509.40	0.00	0.00	496,595.04	29,795.70
291	10.18 08:22:48	0:03:36	695,329.92	41,719.80	0.00	0.00	209,755.19	12,585.31
291	10.18 08:30:00	0:10:48	658,023.61	118,444.25	0.00	0.00	247,061.49	44,471.07
291	10.18 08:45:00	0:15:00	611,956.14	152,989.04	0.00	0.00	293,128.96	73,282.24
291	10.18 09:00:00	0:15:00	542,941.15	135,735.29	0.00	0.00	362,143.95	90,535.99
291	10.18 09:15:00	0:15:00	479,188.66	119,797.17	0.00	0.00	425,896.44	106,474.11
291	10.18 09:30:00	0:15:00	431,480.57	107,870.14	0.00	0.00	473,604.54	118,401.13
291	10.18 09:45:00	0:15:00	398,178.24	99,544.56	0.00	0.00	506,906.86	126,726.72
291	10.18 10:00:00	0:15:00	368,304.60	92,076.15	0.00	0.00	536,780.50	134,195.12
291	10.18 10:15:00	0:15:00	335,874.19	83,968.55	0.00	0.00	569,210.91	142,302.73
291	10.18 10:30:00	0:15:00	310,408.63	77,602.16	0.00	0.00	594,676.47	148,669.12
291	10.18 10:45:00	0:15:00	293,011.25	73,252.81	0.00	0.00	612,073.85	153,018.46
291	10.18 11:00:00	0:15:00	273,414.46	68,353.62	0.00	0.00	631,670.64	157,917.66
291	10.18 11:15:00	0:15:00	255,226.63	63,806.66	0.00	0.00	649,858.47	162,464.62
291	10.18 11:30:00	0:15:00	236,478.52	59,119.63	0.00	0.00	668,606.58	167,151.65
291	10.18 11:45:00	0:15:00	221,919.56	55,479.89	0.00	0.00	683,165.54	170,791.39
291	10.18 12:00:00	0:15:00	208,167.54	52,041.89	0.00	0.00	696,917.56	174,229.39
291	10.18 12:15:00	0:15:00	196,769.88	49,192.47	0.00	0.00	708,315.22	177,078.81
291	10.18 12:30:00	0:15:00	184,824.17	46,206.04	0.00	0.00	720,260.93	180,065.23



## SCH CUM MAY2020 1450 OWENS E AND D FOR D 39 FT EXIST UPPER ONLY - Mission Creek

DayNum	Date+Time	Duration	ExSF	ExSFHr	NewSF	NewSFHr	SunnySF	SunnySFHr
291	10.18 12:45:00	0:15:00	177,591.42	44,397.86	0.00	0.00	727,493.68	181,873.42
291	10.18 13:00:00	0:15:00	173,434.01	43,358.50	0.00	0.00	731,651.10	182,912.77
291	10.18 13:15:00	0:15:00	172,030.04	43,007.51	0.00	0.00	733,055.06	183,263.77
291	10.18 13:30:00	0:15:00	168,781.03	42,195.26	0.00	0.00	736,304.07	184,076.02
291	10.18 13:45:00	0:15:00	165,974.34	41,493.59	0.00	0.00	739,110.76	184,777.69
291	10.18 14:00:00	0:15:00	162,729.33	40,682.33	0.00	0.00	742,355.77	185,588.94
291	10.18 14:15:00	0:15:00	162,092.07	40,523.02	0.00	0.00	742,993.03	185,748.26
291	10.18 14:30:00	0:15:00	163,309.36	40,827.34	0.00	0.00	741,775.74	185,443.94
291	10.18 14:45:00	0:15:00	165,268.61	41,317.15	0.00	0.00	739,816.49	184,954.12
291	10.18 15:00:00	0:15:00	164,932.99	41,233.25	0.00	0.00	740,152.11	185,038.03
291	10.18 15:15:00	0:15:00	163,863.65	40,965.91	0.00	0.00	741,221.45	185,305.36
291	10.18 15:30:00	0:15:00	162,842.04	40,710.51	0.00	0.00	742,243.06	185,560.77
291	10.18 15:45:00	0:15:00	171,339.30	42,834.83	0.00	0.00	733,745.80	183,436.45
291	10.18 16:00:00	0:15:00	193,248.97	48,312.24	0.00	0.00	711,836.14	177,959.03
291	10.18 16:15:00	0:15:00	220,223.70	55,055.93	0.00	0.00	684,861.40	171,215.35
291	10.18 16:30:00	0:15:00	255,369.33	63,842.33	0.00	0.00	649,715.77	162,428.94
291	10.18 16:45:00	0:15:00	297,302.62	74,325.66	0.00	0.00	607,782.48	151,945.62
291	10.18 17:00:00	0:15:00	340,506.43	85,126.61	0.00	0.00	564,578.67	141,144.67
291	10.18 17:15:00	0:13:12	374,471.51	82,383.73	0.00	0.00	530,613.59	116,734.99
291	10.18 17:27:00	0:06:00	411,847.04	41,184.70	0.00	0.00	493,238.07	49,323.81
298	10.25 07:30:00	0:07:48	692,231.59	89,990.11	0.00	0.00	212,853.51	27,670.96
298	10.25 07:45:00	0:15:00	638,417.07	159,604.27	0.00	0.00	266,668.03	66,667.01
298	10.25 08:00:00	0:15:00	584,062.75	146,015.69	0.00	0.00	321,022.35	80,255.59
298	10.25 08:15:00	0:15:00	512,809.87	128,202.47	0.00	0.00	392,275.23	98,068.81
298	10.25 08:30:00	0:15:00	457,202.53	114,300.63	0.00	0.00	447,882.57	111,970.64
298	10.25 08:45:00	0:15:00	414,351.83	103,587.96	0.00	0.00	490,733.27	122,683.32
298	10.25 09:00:00	0:15:00	381,770.73	95,442.68	0.00	0.00	523,314.37	130,828.59
298	10.25 09:15:00	0:15:00	354,300.68	88,575.17	0.00	0.00	550,784.42	137,696.10
298	10.25 09:30:00	0:15:00	331,253.20	82,813.30	0.00	0.00	573,831.90	143,457.97
298	10.25 09:45:00	0:15:00	313,072.62	78,268.16	0.00	0.00	592,012.48	148,003.12
298	10.25 10:00:00	0:15:00	294,911.28	73,727.82	0.00	0.00	610,173.82	152,543.46
298	10.25 10:15:00	0:15:00	276,640.73	69,160.18	0.00	0.00	628,444.37	157,111.09
298	10.25 10:30:00	0:15:00	256,519.64	64,129.91	0.00	0.00	648,565.46	162,141.37
298	10.25 10:45:00	0:15:00	241,272.69	60,318.17	0.00	0.00	663,812.41	165,953.10
298	10.25 11:00:00	0:15:00	226,855.93	56,713.98	0.00	0.00	678,229.17	169,557.29
298	10.25 11:15:00	0:15:00	214,648.82	53,662.21	0.00	0.00	690,436.28	172,609.07
298	10.25 11:30:00	0:15:00	201,055.50	50,263.87	0.00	0.00	704,029.61	176,007.40
298	10.25 11:45:00	0:15:00	192,014.44	48,003.61	0.00	0.00	713,070.67	178,267.67
298	10.25 12:00:00	0:15:00	186,649.98	46,662.49	0.00	0.00	718,435.12	179,608.78
298	10.25 12:15:00	0:15:00	184,082.95	46,020.74	0.00	0.00	721,002.15	180,250.54
298	10.25 12:30:00	0:15:00	179,925.79	44,981.45	0.00	0.00	725,159.32	181,289.83
298	10.25 12:45:00	0:15:00	176,547.82	44,136.96	0.00	0.00	728,537.28	182,134.32
298	10.25 13:00:00	0:15:00	172,662.80	43,165.70	0.00	0.00	732,422.30	183,105.58
298	10.25 13:15:00	0:15:00	172,425.39	43,106.35	0.00	0.00	732,659.71	183,164.93
298	10.25 13:30:00	0:15:00	171,610.20	42,902.55	0.00	0.00	733,474.90	183,368.73
298	10.25 13:45:00	0:15:00	171,965.56	42,991.39	0.00	0.00	733,119.54	183,279.88
298	10.25 14:00:00	0:15:00	170,039.55	42,509.89	0.00	0.00	735,045.55	183,761.39
298	10.25 14:15:00	0:15:00	169,317.57	42,329.39	0.00	0.00	735,767.53	183,941.88
298	10.25 14:30:00	0:15:00	168,295.46	42,073.87	0.00	0.00	736,789.64	184,197.41
298	10.25 14:45:00	0:15:00	171,331.31	42,832.83	0.00	0.00	733,753.80	183,438.45
298	10.25 15:00:00	0:15:00	191,226.24	47,806.56	0.00	0.00	713,858.87	178,464.72
298	10.25 15:15:00	0:15:00	221,656.91	55,414.23	0.00	0.00	683,428.19	170,857.05
298	10.25 15:30:00	0:15:00	263,695.16	65,923.79	0.00	0.00	641,389.94	160,347.49
298	10.25 15:45:00	0:15:00	307,567.22	76,891.80	0.00	0.00	597,517.89	149,379.47
298	10.25 16:00:00	0:15:00	359,358.01	89,839.50	0.00	0.00	545,727.09	136,431.77
298	10.25 16:15:00	0:09:00	410,065.71	61,509.86	0.00	0.00	495,019.39	74,252.91
298	10.25 16:18:00	0:01:48	419,643.32	12,589.30	0.00	0.00	485,441.78	14,563.25
305	11.01 07:36:35	0:04:12	701,238.42	49,086.69	1.00	0.07	203,845.68	14,269.20
305	11.01 07:45:00	0:11:24	678,441.59	128,903.90	1.75	0.33	226,641.76	43,061.93
305	11.01 08:00:00	0:15:00	620,689.82	155,172.45	0.00	0.00	284,395.28	71,098.82
305	11.01 08:15:00	0:15:00	549,379.70	137,344.93	0.00	0.00	355,705.40	88,926.35
305	11.01 08:30:00	0:15:00	486,025.31	121,506.33	3.00	0.75	419,056.79	104,764.20
305	11.01 08:45:00	0:15:00	438,106.04	109,526.51	0.00	0.00	466,979.06	116,744.76





## SCH CUM MAY2020 1450 OWENS E AND D FOR D 39 FT EXIST UPPER ONLY - Mission Creek

DayNum	Date+Time	Duration	ExSF	ExSFHr	NewSF	NewSFHr	SunnySF	SunnySFHr
305	11.01 09:00:00	0:15:00	397,922.58	99,480.65	0.00	0.00	507,162.52	126,790.63
305	11.01 09:15:00	0:15:00	371,691.07	92,922.77	0.00	0.00	533,394.04	133,348.51
305	11.01 09:30:00	0:15:00	355,158.11	88,789.53	0.00	0.00	549,926.99	137,481.75
305	11.01 09:45:00	0:15:00	334,391.01	83,597.75	0.00	0.00	570,694.09	142,673.52
305	11.01 10:00:00	0:15:00	314,569.05	78,642.26	0.00	0.00	590,516.05	147,629.01
305	11.01 10:15:00	0:15:00	297,106.45	74,276.61	0.00	0.00	607,978.65	151,994.66
305	11.01 10:30:00	0:15:00	278,417.56	69,604.39	0.00	0.00	626,667.54	156,666.89
305	11.01 10:45:00	0:15:00	261,937.58	65,484.40	0.00	0.00	643,147.52	160,786.88
305	11.01 11:00:00	0:15:00	246,033.38	61,508.35	0.00	0.00	659,051.72	164,762.93
305	11.01 11:15:00	0:15:00	233,381.20	58,345.30	0.00	0.00	671,703.91	167,925.98
305	11.01 11:30:00	0:15:00	219,325.04	54,831.26	0.00	0.00	685,760.06	171,440.01
305	11.01 11:45:00	0:15:00	209,144.17	52,286.04	0.00	0.00	695,940.93	173,985.23
305	11.01 12:00:00	0:15:00	201,442.35	50,360.59	0.00	0.00	703,642.75	175,910.69
305	11.01 12:15:00	0:15:00	197,248.94	49,312.24	0.00	0.00	707,836.16	176,959.04
305	11.01 12:30:00	0:15:00	191,806.27	47,951.57	0.00	0.00	713,278.84	178,319.71
305	11.01 12:45:00	0:15:00	188,808.66	47,202.16	0.00	0.00	716,276.45	179,069.11
305	11.01 13:00:00	0:15:00	185,841.78	46,460.45	0.00	0.00	719,243.32	179,810.83
305	11.01 13:15:00	0:15:00	184,197.41	46,049.35	0.00	0.00	720,887.69	180,221.92
305	11.01 13:30:00	0:15:00	180,956.64	45,239.16	0.00	0.00	724,128.46	181,032.11
305	11.01 13:45:00	0:15:00	177,813.59	44,453.40	0.00	0.00	727,271.51	181,817.88
305	11.01 14:00:00	0:15:00	175,507.97	43,876.99	0.00	0.00	729,577.13	182,394.28
305	11.01 14:15:00	0:15:00	174,825.73	43,706.43	0.00	0.00	730,259.37	182,564.84
305	11.01 14:30:00	0:15:00	174,332.41	43,583.10	0.00	0.00	730,752.69	182,688.17
305	11.01 14:45:00	0:15:00	173,675.91	43,418.98	0.00	0.00	731,409.19	182,852.30
305	11.01 15:00:00	0:15:00	189,085.55	47,271.39	0.00	0.00	715,999.55	178,999.89
305	11.01 15:15:00	0:15:00	225,324.26	56,331.07	0.00	0.00	679,760.84	169,940.21
305	11.01 15:30:00	0:15:00	269,201.31	67,300.33	0.00	0.00	635,883.79	158,970.95
305	11.01 15:45:00	0:15:00	314,850.44	78,712.61	0.00	0.00	590,234.66	147,558.66
305	11.01 16:00:00	0:12:36	381,740.24	80,165.45	0.00	0.00	523,344.86	109,902.42
305	11.01 16:10:12	0:05:24	424,311.04	38,187.99	0.00	0.00	480,774.06	43,269.67
312	11.08 07:43:48	0:00:36	712,405.42	7,124.05	402.60	4.03	192,277.09	1,922.77
312	11.08 07:45:00	0:07:48	708,529.14	92,108.79	415.59	54.03	196,140.37	25,498.25
312	11.08 08:00:00	0:15:00	650,998.78	162,749.70	0.00	0.00	254,086.32	63,521.58
312	11.08 08:15:00	0:15:00	589,534.17	147,383.54	67.47	16.87	315,483.45	78,870.86
312	11.08 08:30:00	0:15:00	520,368.74	130,092.19	3.50	0.88	384,712.86	96,178.22
312	11.08 08:45:00	0:15:00	464,023.68	116,005.92	5.00	1.25	441,056.42	110,264.11
312	11.08 09:00:00	0:15:00	418,446.77	104,611.69	2.00	0.50	486,636.33	121,659.08
312	11.08 09:15:00	0:15:00	391,804.16	97,951.04	0.00	0.00	513,280.94	128,320.24
312	11.08 09:30:00	0:15:00	373,558.86	93,389.71	0.00	0.00	531,526.25	132,881.56
312	11.08 09:45:00	0:15:00	358,969.66	89,742.41	0.00	0.00	546,115.44	136,528.86
312	11.08 10:00:00	0:15:00	334,853.83	83,713.46	0.00	0.00	570,231.27	142,557.82
312	11.08 10:15:00	0:15:00	316,201.43	79,050.36	0.00	0.00	588,883.67	147,220.92
312	11.08 10:30:00	0:15:00	299,165.66	74,791.42	0.00	0.00	605,919.44	151,479.86
312	11.08 10:45:00	0:15:00	283,866.73	70,966.68	0.00	0.00	621,218.37	155,304.59
312	11.08 11:00:00	0:15:00	266,370.14	66,592.54	0.00	0.00	638,714.96	159,678.74
312	11.08 11:15:00	0:15:00	252,490.17	63,122.54	0.00	0.00	652,594.93	163,148.73
312	11.08 11:30:00	0:15:00	237,817.01	59,454.25	0.00	0.00	667,268.09	166,817.02
312	11.08 11:45:00	0:15:00	227,150.32	56,787.58	0.00	0.00	677,934.79	169,483.70
312	11.08 12:00:00	0:15:00	218,072.02	54,518.01	0.00	0.00	687,013.08	171,753.27
312	11.08 12:15:00	0:15:00	212,035.32	53,008.83	0.00	0.00	693,049.78	173,262.45
312	11.08 12:30:00	0:15:00	205,555.03	51,388.76	0.00	0.00	699,530.07	174,882.52
312	11.08 12:45:00	0:15:00	202,576.92	50,644.23	0.00	0.00	702,508.18	175,627.05
312	11.08 13:00:00	0:15:00	199,433.61	49,858.40	0.00	0.00	705,651.49	176,412.87
312	11.08 13:15:00	0:15:00	196,900.58	49,225.14	0.00	0.00	708,184.52	177,046.13
312	11.08 13:30:00	0:15:00	190,003.45	47,500.86	0.00	0.00	715,081.65	178,770.41
312	11.08 13:45:00	0:15:00	185,044.59	46,261.15	0.00	0.00	720,040.51	180,010.13
312	11.08 14:00:00	0:15:00	180,984.88	45,246.22	0.00	0.00	724,100.22	181,025.05
312	11.08 14:15:00	0:15:00	180,726.98	45,181.75	0.00	0.00	724,358.12	181,089.53
312	11.08 14:30:00	0:15:00	179,333.01	44,833.25	0.00	0.00	725,752.09	181,438.02
312	11.08 14:45:00	0:15:00	178,835.70	44,708.93	0.00	0.00	726,249.40	181,562.35
312	11.08 15:00:00	0:15:00	189,476.40	47,369.10	0.00	0.00	715,608.70	178,902.18
312	11.08 15:15:00	0:15:00	226,049.98	56,512.50	0.00	0.00	679,035.12	169,758.78
312	11.08 15:30:00	0:15:00	272,007.75	68,001.94	0.00	0.00	633,077.35	158,269.34



## SCH CUM MAY2020 1450 OWENS E AND D FOR D 39 FT EXIST UPPER ONLY - Mission Creek

DayNum	Date+Time	Duration	ExSF	ExSFHr	NewSF	NewSFHr	SunnySF	SunnySFHr
312	11.08 15:45:00	0:15:00	320,835.92	80,208.98	0.00	0.00	584,249.18	146,062.30
312	11.08 16:00:00	0:09:00	403,434.49	60,515.17	0.00	0.00	501,650.61	75,247.59
312	11.08 16:03:00	0:01:48	420,144.13	12,604.32	0.00	0.00	484,940.97	14,548.23
319	11.15 07:51:00	0:04:48	719,741.88	57,579.35	1,731.59	138.53	183,611.63	14,688.93
319	11.15 08:00:00	0:12:00	687,585.36	137,517.07	57.73	11.55	217,442.01	43,488.40
319	11.15 08:15:00	0:15:00	618,813.28	154,703.32	1,010.62	252.65	285,261.20	71,315.30
319	11.15 08:30:00	0:15:00	553,118.28	138,279.57	491.81	122.95	351,475.01	87,868.75
319	11.15 08:45:00	0:15:00	491,040.40	122,760.10	15.74	3.94	414,028.96	103,507.24
319	11.15 09:00:00	0:15:00	445,232.08	111,308.02	5.75	1.44	459,847.27	114,961.82
319	11.15 09:15:00	0:15:00	413,255.75	103,313.94	3.75	0.94	491,825.60	122,956.40
319	11.15 09:30:00	0:15:00	391,551.01	97,887.75	2.75	0.69	513,531.34	128,382.84
319	11.15 09:45:00	0:15:00	376,485.49	94,121.37	0.00	0.00	528,599.61	132,149.90
319	11.15 10:00:00	0:15:00	359,036.38	89,759.10	0.25	0.06	546,048.47	136,512.12
319	11.15 10:15:00	0:15:00	336,030.14	84,007.53	0.00	0.00	569,054.97	142,263.74
319	11.15 10:30:00	0:15:00	316,828.94	79,207.24	0.00	0.00	588,256.16	147,064.04
319	11.15 10:45:00	0:15:00	303,669.20	75,917.30	0.00	0.00	601,415.90	150,353.98
319	11.15 11:00:00	0:15:00	287,604.56	71,901.14	0.00	0.00	617,480.54	154,370.14
319	11.15 11:15:00	0:15:00	272,048.73	68,012.18	0.00	0.00	633,036.37	158,259.09
319	11.15 11:30:00	0:15:00	256,455.41	64,113.85	0.00	0.00	648,629.69	162,157.42
319	11.15 11:45:00	0:15:00	245,311.41	61,327.85	0.00	0.00	659,773.70	164,943.42
319	11.15 12:00:00	0:15:00	235,050.81	58,762.70	0.00	0.00	670,034.29	167,508.57
319	11.15 12:15:00	0:15:00	228,333.12	57,083.28	0.00	0.00	676,751.99	169,188.00
319	11.15 12:30:00	0:15:00	221,005.15	55,251.29	0.00	0.00	684,079.95	171,019.99
319	11.15 12:45:00	0:15:00	217,134.63	54,283.66	0.00	0.00	687,950.47	171,987.62
319	11.15 13:00:00	0:15:00	212,617.85	53,154.46	0.00	0.00	692,467.26	173,116.81
319	11.15 13:15:00	0:15:00	208,317.48	52,079.37	0.00	0.00	696,767.62	174,191.91
319	11.15 13:30:00	0:15:00	201,083.24	50,270.81	0.00	0.00	704,001.87	176,000.47
319	11.15 13:45:00	0:15:00	193,520.86	48,380.22	0.00	0.00	711,564.24	177,891.06
319	11.15 14:00:00	0:15:00	187,834.53	46,958.63	0.00	0.00	717,250.57	179,312.64
319	11.15 14:15:00	0:15:00	185,643.86	46,410.97	0.00	0.00	719,441.24	179,860.31
319	11.15 14:30:00	0:15:00	184,312.37	46,078.09	0.00	0.00	720,772.73	180,193.18
319	11.15 14:45:00	0:15:00	185,133.80	46,283.45	0.00	0.00	719,951.30	179,987.82
319	11.15 15:00:00	0:15:00	194,046.91	48,511.73	0.00	0.00	711,038.19	177,759.55
319	11.15 15:15:00	0:15:00	227,069.35	56,767.34	0.00	0.00	678,015.75	169,503.94
319	11.15 15:30:00	0:15:00	268,498.33	67,124.58	0.00	0.00	636,586.77	159,146.69
319	11.15 15:45:00	0:13:48	324,448.29	74,623.11	0.00	0.00	580,636.81	133,546.47
319	11.15 15:57:36	0:06:36	403,765.11	44,414.16	0.00	0.00	501,319.99	55,145.20
326	11.22 07:57:36	0:01:12	723,087.35	14,461.75	2,976.12	59.52	179,021.63	3,580.43
326	11.22 08:00:00	0:09:00	715,410.28	107,311.54	1,926.77	289.02	187,748.06	28,162.21
326	11.22 08:15:00	0:15:00	656,496.19	164,124.05	1,868.29	467.07	246,720.62	61,680.16
326	11.22 08:30:00	0:15:00	584,009.53	146,002.38	2,610.01	652.50	318,465.57	79,616.39
326	11.22 08:45:00	0:15:00	517,750.74	129,437.68	781.70	195.43	386,552.66	96,638.17
326	11.22 09:00:00	0:15:00	467,283.69	116,820.92	11.75	2.94	437,789.66	109,447.42
326	11.22 09:15:00	0:15:00	439,400.30	109,850.08	13.00	3.25	465,671.80	116,417.95
326	11.22 09:30:00	0:15:00	409,982.25	102,495.56	4.75	1.19	495,098.11	123,774.53
326	11.22 09:45:00	0:15:00	392,800.03	98,200.01	0.75	0.19	512,284.32	128,071.08
326	11.22 10:00:00	0:15:00	374,675.93	93,668.98	0.00	0.00	530,409.17	132,602.29
326	11.22 10:15:00	0:15:00	358,619.79	89,654.95	0.00	0.00	546,465.31	136,616.33
326	11.22 10:30:00	0:15:00	334,719.13	83,679.78	0.00	0.00	570,365.97	142,591.49
326	11.22 10:45:00	0:15:00	320,279.38	80,069.85	0.00	0.00	584,805.72	146,201.43
326	11.22 11:00:00	0:15:00	306,257.96	76,564.49	0.00	0.00	598,827.14	149,706.78
326	11.22 11:15:00	0:15:00	291,915.92	72,978.98	0.00	0.00	613,169.18	153,292.30
326	11.22 11:30:00	0:15:00	274,568.52	68,642.13	0.00	0.00	630,516.58	157,629.15
326	11.22 11:45:00	0:15:00	262,479.37	65,619.84	0.00	0.00	642,605.73	160,651.43
326	11.22 12:00:00	0:15:00	251,162.18	62,790.55	0.00	0.00	653,922.92	163,480.73
326	11.22 12:15:00	0:15:00	245,227.69	61,306.92	0.00	0.00	659,857.41	164,964.35
326	11.22 12:30:00	0:15:00	236,462.02	59,115.51	0.00	0.00	668,623.08	167,155.77
326	11.22 12:45:00	0:15:00	231,919.25	57,979.81	0.00	0.00	673,165.85	168,291.46
326	11.22 13:00:00	0:15:00	224,223.93	56,055.98	0.00	0.00	680,861.17	170,215.29
326	11.22 13:15:00	0:15:00	218,937.69	54,734.42	0.00	0.00	686,147.41	171,536.85
326	11.22 13:30:00	0:15:00	211,803.91	52,950.98	0.00	0.00	693,281.20	173,320.30
326	11.22 13:45:00	0:15:00	203,793.20	50,948.30	0.00	0.00	701,291.90	175,322.97
326	11.22 14:00:00	0:15:00	195,972.18	48,993.05	0.00	0.00	709,112.92	177,278.23



## SCH CUM MAY2020 1450 OWENS E AND D FOR D 39 FT EXIST UPPER ONLY - Mission Creek

DayNum	Date+Time	Duration	ExSF	ExSFHr	NewSF	NewSFHr	SunnySF	SunnySFHr
326	11.22 14:15:00	0:15:00	190,786.15	47,696.54	0.00	0.00	714,298.95	178,574.74
326	11.22 14:30:00	0:15:00	189,250.74	47,312.68	0.00	0.00	715,834.36	178,958.59
326	11.22 14:45:00	0:15:00	191,819.01	47,954.75	0.00	0.00	713,266.09	178,316.52
326	11.22 15:00:00	0:15:00	203,229.67	50,807.42	0.00	0.00	701,855.43	175,463.86
326	11.22 15:15:00	0:15:00	224,825.20	56,206.30	0.00	0.00	680,259.90	170,064.98
326	11.22 15:30:00	0:15:00	262,874.47	65,718.62	0.00	0.00	642,210.63	160,552.66
326	11.22 15:45:00	0:12:00	321,582.88	64,316.58	0.00	0.00	583,502.22	116,700.44
326	11.22 15:54:00	0:04:48	382,016.89	30,561.35	0.00	0.00	523,068.21	41,845.46
333	11.29 08:04:12	0:05:24	727,140.56	65,442.65	3,012.35	271.11	174,932.19	15,743.90
333	11.29 08:15:00	0:12:36	686,557.50	144,177.08	2,193.92	460.72	216,333.68	45,430.07
333	11.29 08:30:00	0:15:00	615,184.91	153,796.23	3,885.52	971.38	286,014.67	71,503.67
333	11.29 08:45:00	0:15:00	548,291.62	137,072.90	3,374.97	843.74	353,418.52	88,354.63
333	11.29 09:00:00	0:15:00	494,653.28	123,663.32	1,216.54	304.13	409,215.29	102,303.82
333	11.29 09:15:00	0:15:00	458,006.97	114,501.74	19.49	4.87	447,058.64	111,764.66
333	11.29 09:30:00	0:15:00	429,156.95	107,289.24	21.24	5.31	475,906.91	118,976.73
333	11.29 09:45:00	0:15:00	407,807.57	101,951.89	3.25	0.81	497,274.28	124,318.57
333	11.29 10:00:00	0:15:00	388,772.82	97,193.20	1.75	0.44	516,310.54	129,077.63
333	11.29 10:15:00	0:15:00	372,922.10	93,230.52	0.00	0.00	532,163.00	133,040.75
333	11.29 10:30:00	0:15:00	352,901.47	88,225.37	0.25	0.06	552,183.39	138,045.85
333	11.29 10:45:00	0:15:00	335,467.35	83,866.84	0.00	0.00	569,617.75	142,404.44
333	11.29 11:00:00	0:15:00	320,572.52	80,143.13	0.00	0.00	584,512.58	146,128.15
333	11.29 11:15:00	0:15:00	308,427.14	77,106.79	0.00	0.00	596,657.96	149,164.49
333	11.29 11:30:00	0:15:00	292,085.61	73,021.40	0.00	0.00	612,999.49	153,249.87
333	11.29 11:45:00	0:15:00	279,042.07	69,760.52	0.00	0.00	626,043.03	156,510.76
333	11.29 12:00:00	0:15:00	267,706.88	66,926.72	0.00	0.00	637,378.22	159,344.55
333	11.29 12:15:00	0:15:00	260,917.97	65,229.49	0.00	0.00	644,167.13	161,041.78
333	11.29 12:30:00	0:15:00	251,458.07	62,864.52	0.00	0.00	653,627.03	163,406.76
333	11.29 12:45:00	0:15:00	245,176.96	61,294.24	0.00	0.00	659,908.14	164,977.04
333	11.29 13:00:00	0:15:00	236,037.43	59,009.36	0.00	0.00	669,047.67	167,261.92
333	11.29 13:15:00	0:15:00	229,740.58	57,435.15	0.00	0.00	675,344.52	168,836.13
333	11.29 13:30:00	0:15:00	221,856.83	55,464.21	0.00	0.00	683,228.27	170,807.07
333	11.29 13:45:00	0:15:00	214,007.32	53,501.83	0.00	0.00	691,077.78	172,769.45
333	11.29 14:00:00	0:15:00	204,522.43	51,130.61	0.00	0.00	700,562.67	175,140.67
333	11.29 14:15:00	0:15:00	197,669.03	49,417.26	0.00	0.00	707,416.07	176,854.02
333	11.29 14:30:00	0:15:00	193,621.57	48,405.39	0.00	0.00	711,463.53	177,865.88
333	11.29 14:45:00	0:15:00	197,164.23	49,291.06	0.00	0.00	707,920.87	176,980.22
333	11.29 15:00:00	0:15:00	210,474.41	52,618.60	0.00	0.00	694,610.69	173,652.67
333	11.29 15:15:00	0:15:00	223,477.71	55,869.43	0.00	0.00	681,607.39	170,401.85
333	11.29 15:30:00	0:15:00	255,078.19	63,769.55	0.00	0.00	650,006.91	162,501.73
333	11.29 15:45:00	0:10:48	317,727.35	57,190.92	0.00	0.00	587,357.75	105,724.40
333	11.29 15:51:36	0:03:00	358,157.97	17,907.90	0.00	0.00	546,927.14	27,346.36
340	12.06 08:10:12	0:02:24	728,618.50	29,144.74	3,461.43	138.46	173,005.17	6,920.21
340	12.06 08:15:00	0:10:12	709,600.74	120,632.13	2,242.65	381.25	193,241.72	32,851.09
340	12.06 08:30:00	0:15:00	649,606.56	162,401.64	4,415.07	1,103.77	251,063.47	62,765.87
340	12.06 08:45:00	0:15:00	573,511.52	143,377.88	4,928.38	1,232.09	326,645.21	81,661.30
340	12.06 09:00:00	0:15:00	515,195.96	128,798.99	3,254.26	813.57	386,634.88	96,658.72
340	12.06 09:15:00	0:15:00	477,079.96	119,269.99	1,215.79	303.95	426,789.35	106,697.34
340	12.06 09:30:00	0:15:00	449,210.32	112,302.58	2.50	0.63	455,872.28	113,968.07
340	12.06 09:45:00	0:15:00	421,759.26	105,439.82	8.75	2.19	483,317.09	120,829.27
340	12.06 10:00:00	0:15:00	401,302.05	100,325.51	5.25	1.31	503,777.80	125,944.45
340	12.06 10:15:00	0:15:00	384,448.21	96,112.05	2.50	0.63	520,634.39	130,158.60
340	12.06 10:30:00	0:15:00	367,677.59	91,919.40	1.00	0.25	537,406.51	134,351.63
340	12.06 10:45:00	0:15:00	349,044.18	87,261.05	0.25	0.06	556,040.67	139,010.17
340	12.06 11:00:00	0:15:00	332,673.16	83,168.29	1.25	0.31	572,410.69	143,102.67
340	12.06 11:15:00	0:15:00	320,872.40	80,218.10	0.00	0.00	584,212.70	146,053.17
340	12.06 11:30:00	0:15:00	306,241.22	76,560.31	0.00	0.00	598,843.88	149,710.97
340	12.06 11:45:00	0:15:00	291,918.67	72,979.67	0.25	0.06	613,166.18	153,291.55
340	12.06 12:00:00	0:15:00	278,672.96	69,668.24	0.00	0.00	626,412.14	156,603.04
340	12.06 12:15:00	0:15:00	272,296.39	68,074.10	0.00	0.00	632,788.71	158,197.18
340	12.06 12:30:00	0:15:00	263,525.72	65,881.43	0.00	0.00	641,559.38	160,389.84
340	12.06 12:45:00	0:15:00	256,314.22	64,078.56	0.00	0.00	648,770.88	162,192.72
340	12.06 13:00:00	0:15:00	246,735.86	61,683.97	0.00	0.00	658,349.24	164,587.31
340	12.06 13:15:00	0:15:00	239,885.22	59,971.31	0.00	0.00	665,199.88	166,299.97



## SCH CUM MAY2020 1450 OWENS E AND D FOR D 39 FT EXIST UPPER ONLY - Mission Creek

DayNum	Date+Time	Duration	ExSF	ExSFHr	NewSF	NewSFHr	SunnySF	SunnySFHr
340	12.06 13:30:00	0:15:00	230,286.37	57,571.59	0.00	0.00	674,798.73	168,699.68
340	12.06 13:45:00	0:15:00	222,834.21	55,708.55	0.00	0.00	682,250.89	170,562.72
340	12.06 14:00:00	0:15:00	212,922.98	53,230.75	0.00	0.00	692,162.12	173,040.53
340	12.06 14:15:00	0:15:00	204,520.43	51,130.11	0.00	0.00	700,564.67	175,141.17
340	12.06 14:30:00	0:15:00	198,145.60	49,536.40	0.00	0.00	706,939.50	176,734.87
340	12.06 14:45:00	0:15:00	200,349.51	50,087.38	0.00	0.00	704,735.59	176,183.90
340	12.06 15:00:00	0:15:00	214,499.13	53,624.78	0.00	0.00	690,585.97	172,646.49
340	12.06 15:15:00	0:15:00	228,358.86	57,089.71	0.00	0.00	676,726.24	169,181.56
340	12.06 15:30:00	0:15:00	246,707.37	61,676.84	0.00	0.00	658,377.73	164,594.43
340	12.06 15:45:00	0:10:12	306,030.30	52,025.15	0.00	0.00	599,054.80	101,839.32
340	12.06 15:51:00	0:03:00	340,308.51	17,015.43	0.00	0.00	564,776.59	28,238.83
347	12.13 08:15:36	0:07:12	730,708.20	87,684.98	3,346.23	401.55	171,030.67	20,523.68
347	12.13 08:30:00	0:15:00	673,555.70	168,388.93	4,225.14	1,056.29	227,304.26	56,826.06
347	12.13 08:45:00	0:15:00	600,180.12	150,045.03	5,477.92	1,369.48	299,427.06	74,856.77
347	12.13 09:00:00	0:15:00	536,460.87	134,115.22	4,824.16	1,206.04	363,800.07	90,950.02
347	12.13 09:15:00	0:15:00	496,862.69	124,215.67	2,779.94	694.99	405,442.47	101,360.62
347	12.13 09:30:00	0:15:00	460,743.43	115,185.86	383.60	95.90	443,958.07	110,989.52
347	12.13 09:45:00	0:15:00	436,435.68	109,108.92	4.75	1.19	468,644.67	117,161.17
347	12.13 10:00:00	0:15:00	411,402.70	102,850.68	11.25	2.81	493,671.15	123,417.79
347	12.13 10:15:00	0:15:00	393,636.47	98,409.12	4.25	1.06	511,444.39	127,861.10
347	12.13 10:30:00	0:15:00	376,227.34	94,056.84	2.25	0.56	528,855.51	132,213.88
347	12.13 10:45:00	0:15:00	361,649.64	90,412.41	1.00	0.25	543,434.46	135,858.62
347	12.13 11:00:00	0:15:00	342,258.02	85,564.50	0.25	0.06	562,826.84	140,706.71
347	12.13 11:15:00	0:15:00	329,714.54	82,428.64	0.25	0.06	575,370.31	143,842.58
347	12.13 11:30:00	0:15:00	316,305.14	79,076.29	0.00	0.00	588,779.96	147,194.99
347	12.13 11:45:00	0:15:00	302,820.27	75,705.07	0.00	0.00	602,264.83	150,566.21
347	12.13 12:00:00	0:15:00	287,757.00	71,939.25	0.00	0.00	617,328.10	154,332.02
347	12.13 12:15:00	0:15:00	281,213.99	70,303.50	0.00	0.00	623,871.11	155,967.78
347	12.13 12:30:00	0:15:00	272,007.25	68,001.81	0.00	0.00	633,077.85	158,269.46
347	12.13 12:45:00	0:15:00	264,850.47	66,212.62	0.00	0.00	640,234.63	160,058.66
347	12.13 13:00:00	0:15:00	254,605.12	63,651.28	0.00	0.00	650,479.98	162,620.00
347	12.13 13:15:00	0:15:00	247,753.73	61,938.43	0.00	0.00	657,331.38	164,332.84
347	12.13 13:30:00	0:15:00	237,735.29	59,433.82	0.00	0.00	667,349.81	166,837.45
347	12.13 13:45:00	0:15:00	229,363.47	57,340.87	0.00	0.00	675,721.63	168,930.41
347	12.13 14:00:00	0:15:00	219,351.28	54,837.82	0.00	0.00	685,733.82	171,433.45
347	12.13 14:15:00	0:15:00	210,809.53	52,702.38	0.00	0.00	694,275.57	173,568.89
347	12.13 14:30:00	0:15:00	202,756.35	50,689.09	0.00	0.00	702,328.75	175,582.19
347	12.13 14:45:00	0:15:00	201,617.53	50,404.38	0.00	0.00	703,467.57	175,866.89
347	12.13 15:00:00	0:15:00	214,710.05	53,677.51	0.00	0.00	690,375.05	172,593.76
347	12.13 15:15:00	0:15:00	230,927.38	57,731.85	0.00	0.00	674,157.72	168,539.43
347	12.13 15:30:00	0:15:00	238,621.70	59,655.43	0.00	0.00	666,463.40	166,615.85
347	12.13 15:45:00	0:10:48	290,716.63	52,328.99	0.00	0.00	614,368.47	110,586.33
347	12.13 15:52:11	0:03:36	329,380.17	19,762.81	0.00	0.00	575,704.94	34,542.30
354	12.20 08:19:48	0:04:48	729,729.33	58,378.35	3,189.29	255.14	172,166.49	13,773.32
354	12.20 08:30:00	0:12:36	689,564.86	144,808.62	3,830.04	804.31	211,690.20	44,454.94
354	12.20 08:45:00	0:15:00	621,196.87	155,299.22	5,396.45	1,349.11	278,491.78	69,622.95
354	12.20 09:00:00	0:15:00	552,812.40	138,203.10	5,578.13	1,394.53	346,694.58	86,673.64
354	12.20 09:15:00	0:15:00	508,955.58	127,238.90	3,859.03	964.76	392,270.49	98,067.62
354	12.20 09:30:00	0:15:00	468,852.34	117,213.09	1,053.10	263.28	435,179.66	108,794.91
354	12.20 09:45:00	0:15:00	446,711.27	111,677.82	18.99	4.75	458,354.84	114,588.71
354	12.20 10:00:00	0:15:00	418,229.86	104,557.46	4.00	1.00	486,851.25	121,712.81
354	12.20 10:15:00	0:15:00	399,957.56	99,989.39	4.25	1.06	505,123.29	126,280.82
354	12.20 10:30:00	0:15:00	381,658.02	95,414.51	1.75	0.44	523,425.33	130,856.33
354	12.20 10:45:00	0:15:00	368,450.80	92,112.70	0.50	0.13	536,633.80	134,158.45
354	12.20 11:00:00	0:15:00	348,401.43	87,100.36	0.00	0.00	556,683.67	139,170.92
354	12.20 11:15:00	0:15:00	335,043.26	83,760.82	0.25	0.06	570,041.59	142,510.40
354	12.20 11:30:00	0:15:00	321,452.93	80,363.23	0.00	0.00	583,632.17	145,908.04
354	12.20 11:45:00	0:15:00	308,867.72	77,216.93	0.00	0.00	596,217.38	149,054.35
354	12.20 12:00:00	0:15:00	293,292.65	73,323.16	0.00	0.00	611,792.45	152,948.11
354	12.20 12:15:00	0:15:00	285,799.50	71,449.88	0.00	0.00	619,285.60	154,821.40
354	12.20 12:30:00	0:15:00	276,540.02	69,135.01	0.00	0.00	628,545.08	157,136.27
354	12.20 12:45:00	0:15:00	269,490.45	67,372.61	0.00	0.00	635,594.65	158,898.66
354	12.20 13:00:00	0:15:00	258,948.47	64,737.12	0.00	0.00	646,136.63	161,534.16



# SCH CUM MAY2020 1450 OWENS E AND D FOR D 39 FT EXIST UPPER ONLY - Mission Creek

DayNum	Date+Time	Duration	ExSF	ExSFHr	NewSF	NewSFHr	SunnySF	SunnySFHr
354	12.20 13:15:00	0:15:00	252,104.32	63,026.08	0.00	0.00	652,980.78	163,245.20
354	12.20 13:30:00	0:15:00	242,164.85	60,541.21	0.00	0.00	662,920.25	165,730.06
354	12.20 13:45:00	0:15:00	233,172.77	58,293.19	0.00	0.00	671,912.33	167,978.08
354	12.20 14:00:00	0:15:00	223,534.19	55,883.55	0.00	0.00	681,550.91	170,387.73
354	12.20 14:15:00	0:15:00	214,708.05	53,677.01	0.00	0.00	690,377.05	172,594.26
354	12.20 14:30:00	0:15:00	205,644.75	51,411.19	0.00	0.00	699,440.35	174,860.09
354	12.20 14:45:00	0:15:00	201,844.70	50,461.17	0.00	0.00	703,240.41	175,810.10
354	12.20 15:00:00	0:15:00	212,480.65	53,120.16	0.00	0.00	692,604.45	173,151.11
354	12.20 15:15:00	0:15:00	229,437.45	57,359.36	0.00	0.00	675,647.66	168,911.91
354	12.20 15:30:00	0:15:00	233,494.40	58,373.60	0.00	0.00	671,590.70	167,897.68
354	12.20 15:45:00	0:12:36	275,083.83	57,767.60	0.00	0.00	630,001.27	132,300.27
354	12.20 15:54:36	0:04:48	324,734.43	25,978.76	0.00	0.00	580,350.67	46,428.05
			313,156,834.41	71,935,789.03	91,680.37	18,992.43	723,979,010.02	177,513,824.70



1450 Owens Street UPDATED  
Cumulative Scenario  
Exhibit B.12  
Quantitative Results  
Skate Park



## SCH CUM MAY2020 1450 OWENS E AND D FOR D 39 FT EXIST UPPER ONLY - P9 Skate Park

### Summary of Results

FastCast Annualized Net New Shadow	2,056,304.86 Sq ft hrs
Theoretical Annual Available Sunlight (TAAS), based on City's TAAS Factor	147,758,838.25 Sq ft hrs
<b>Annual Shadow Increase as a Percentage of TAAS</b>	<b>1.39166%</b>

P9 Skate Park Area	39,705.18 GIS
--------------------	---------------





SCH CUM MAY2020 1450 OWENS E AND D FOR D 39 FT EXIST UPPER ONLY - P9 Skate Park

Date+Time	Date	Mirror Date	Duration	Total Duration	ExSF	ExSFHr	NewSF	NewSFHr	NewSFHr/Day
06.21 09:45:00	21-Jun	No Mirror	0:15:00		34,921.78	8,730.45	67.47	16.87	
06.21 10:00:00			0:15:00		34,921.78	8,730.45	154.61	38.65	
06.21 10:15:00			0:15:00		34,921.78	8,730.45	237.51	59.38	
06.21 10:30:00			0:15:00		34,921.53	8,730.38	297.52	74.38	
06.21 10:45:00			0:15:00		34,772.15	8,693.04	360.26	90.06	
06.21 11:00:00			0:15:00		34,228.91	8,557.23	398.35	99.59	
06.21 11:15:00			0:15:00		33,679.69	8,419.92	445.90	111.48	
06.21 11:30:00			0:15:00		33,141.67	8,285.42	395.86	98.96	
06.21 11:45:00			0:15:00		32,580.25	8,145.06	277.60	69.40	
06.21 12:00:00			0:15:00		32,043.98	8,011.00	143.90	35.98	
06.21 12:15:00			0:15:00	2:45:00	31,469.12	7,867.28	8.96	2.24	696.98
06.28 09:45:00	28-Jun	14-Jun	0:15:00		34,921.78	8,730.45	68.47	17.12	
06.28 10:00:00			0:15:00		34,921.78	8,730.45	157.10	39.27	
06.28 10:15:00			0:15:00		34,921.78	8,730.45	240.75	60.19	
06.28 10:30:00			0:15:00		34,921.78	8,730.45	302.49	75.62	
06.28 10:45:00			0:15:00		34,828.92	8,707.23	364.99	91.25	
06.28 11:00:00			0:15:00		34,288.16	8,572.04	404.82	101.21	
06.28 11:15:00			0:15:00		33,736.45	8,434.11	451.87	112.97	
06.28 11:30:00			0:15:00		33,196.69	8,299.17	415.53	103.88	
06.28 11:45:00			0:15:00		32,637.27	8,159.32	295.77	73.94	
06.28 12:00:00			0:15:00		32,100.99	8,025.25	159.84	39.96	
06.28 12:15:00			0:15:00	2:45:00	31,523.64	7,880.91	19.17	4.79	720.20
07.05 09:45:00	5-Jul	7-Jun	0:15:00		34,921.78	8,730.45	95.85	23.96	
07.05 10:00:00			0:15:00		34,921.78	8,730.45	184.73	46.18	
07.05 10:15:00			0:15:00		34,921.78	8,730.45	268.88	67.22	
07.05 10:30:00			0:15:00		34,921.78	8,730.45	330.13	82.53	
07.05 10:45:00			0:15:00		34,882.45	8,720.61	393.12	98.28	
07.05 11:00:00			0:15:00		34,346.67	8,586.67	432.70	108.18	
07.05 11:15:00			0:15:00		33,791.23	8,447.81	480.01	120.00	
07.05 11:30:00			0:15:00		33,249.72	8,312.43	453.12	113.28	
07.05 11:45:00			0:15:00		32,688.06	8,172.01	324.40	81.10	
07.05 12:00:00			0:15:00		32,145.56	8,036.39	180.50	45.13	
07.05 12:15:00			0:15:00	2:45:00	31,567.95	7,891.99	29.63	7.41	793.27
07.12 09:30:00	12-Jul	31-May	0:15:00		34,919.04	8,729.76	35.10	8.78	
07.12 09:45:00			0:15:00		34,921.78	8,730.45	149.13	37.28	
07.12 10:00:00			0:15:00		34,921.78	8,730.45	237.76	59.44	
07.12 10:15:00			0:15:00		34,921.78	8,730.45	321.42	80.35	
07.12 10:30:00			0:15:00		34,921.78	8,730.45	381.67	95.42	
07.12 10:45:00			0:15:00		34,905.60	8,726.40	444.65	111.16	
07.12 11:00:00			0:15:00		34,404.43	8,601.11	482.75	120.69	
07.12 11:15:00			0:15:00		33,845.75	8,461.44	530.30	132.58	
07.12 11:30:00			0:15:00		33,297.53	8,324.38	509.14	127.28	
07.12 11:45:00			0:15:00		32,728.64	8,182.16	363.99	91.00	
07.12 12:00:00			0:15:00		32,182.40	8,045.60	204.15	51.04	
07.12 12:15:00			0:15:00	3:00:00	31,600.82	7,900.20	38.09	9.52	924.54
07.19 09:30:00	19-Jul	24-May	0:15:00		34,905.60	8,726.40	118.76	29.69	
07.19 09:45:00			0:15:00		34,921.78	8,730.45	231.29	57.82	
07.19 10:00:00			0:15:00		34,921.78	8,730.45	318.18	79.55	
07.19 10:15:00			0:15:00		34,921.78	8,730.45	400.34	100.09	
07.19 10:30:00			0:15:00		34,921.78	8,730.45	459.09	114.77	
07.19 10:45:00			0:15:00		34,915.06	8,728.77	518.10	129.53	
07.19 11:00:00			0:15:00		34,458.21	8,614.55	555.20	138.80	
07.19 11:15:00			0:15:00		33,890.07	8,472.52	601.75	150.44	

07.19 11:30:00			0:15:00	33,331.38	8,332.85	582.58	145.65	
07.19 11:45:00			0:15:00	32,757.52	8,189.38	413.04	103.26	
07.19 12:00:00			0:15:00	32,203.07	8,050.77	230.54	57.64	
07.19 12:15:00			0:15:00 3:00:00	31,613.76	7,903.44	42.82	10.71	1,117.92
07.26 09:15:00	26-Jul	17-May	0:15:00	34,645.68	8,661.42	110.79	27.70	
07.26 09:30:00			0:15:00	34,883.69	8,720.92	233.53	58.38	
07.26 09:45:00			0:15:00	34,921.78	8,730.45	342.58	85.64	
07.26 10:00:00			0:15:00	34,921.78	8,730.45	425.73	106.43	
07.26 10:15:00			0:15:00	34,924.02	8,731.01	502.91	125.73	
07.26 10:30:00			0:15:00	34,930.00	8,732.50	552.21	138.05	
07.26 10:45:00			0:15:00	34,926.26	8,731.57	608.47	152.12	
07.26 11:00:00			0:15:00	34,509.49	8,627.37	646.57	161.64	
07.26 11:15:00			0:15:00	33,925.17	8,481.29	695.36	173.84	
07.26 11:30:00			0:15:00	33,358.02	8,339.51	673.21	168.30	
07.26 11:45:00			0:15:00	32,772.70	8,193.18	469.55	117.39	
07.26 12:00:00			0:15:00	32,209.79	8,052.45	258.18	64.55	
07.26 12:15:00			0:15:00 3:15:00	31,609.78	7,902.45	41.58	10.39	1,390.17
08.02 09:00:00	2-Aug	10-May	0:15:00	33,968.74	8,492.19	115.52	28.88	
08.02 09:15:00			0:15:00	34,573.98	8,643.49	265.40	66.35	
08.02 09:30:00			0:15:00	34,856.30	8,714.08	381.17	95.29	
08.02 09:45:00			0:15:00	34,922.78	8,730.69	484.49	121.12	
08.02 10:00:00			0:15:00	34,937.22	8,734.30	547.23	136.81	
08.02 10:15:00			0:15:00	34,946.68	8,736.67	612.21	153.05	
08.02 10:30:00			0:15:00	34,945.93	8,736.48	663.50	165.87	
08.02 10:45:00			0:15:00	34,938.21	8,734.55	722.00	180.50	
08.02 11:00:00			0:15:00	34,542.86	8,635.71	760.34	190.09	
08.02 11:15:00			0:15:00	33,944.59	8,486.15	811.13	202.78	
08.02 11:30:00			0:15:00	33,364.25	8,341.06	774.29	193.57	
08.02 11:45:00			0:15:00	32,766.23	8,191.56	529.05	132.26	
08.02 12:00:00			0:15:00	32,190.37	8,047.59	278.35	69.59	
08.02 12:15:00			0:15:00 3:30:00	31,581.15	7,895.29	35.85	8.96	1,745.13
08.09 08:45:00	9-Aug	3-May	0:15:00	32,891.46	8,222.87	194.94	48.74	
08.09 09:00:00			0:15:00	33,806.66	8,451.67	332.37	83.09	
08.09 09:15:00			0:15:00	34,490.82	8,622.71	456.85	114.21	
08.09 09:30:00			0:15:00	34,841.86	8,710.47	541.00	135.25	
08.09 09:45:00			0:15:00	34,968.34	8,742.09	612.46	153.11	
08.09 10:00:00			0:15:00	34,974.56	8,743.64	675.70	168.92	
08.09 10:15:00			0:15:00	34,974.31	8,743.58	744.41	186.10	
08.09 10:30:00			0:15:00	34,966.10	8,741.52	796.69	199.17	
08.09 10:45:00			0:15:00	34,952.41	8,738.10	856.69	214.17	
08.09 11:00:00			0:15:00	34,566.76	8,641.69	897.03	224.26	
08.09 11:15:00			0:15:00	33,949.32	8,487.33	949.56	237.39	
08.09 11:30:00			0:15:00	33,353.79	8,338.45	885.08	221.27	
08.09 11:45:00			0:15:00	32,742.58	8,185.65	587.06	146.77	
08.09 12:00:00			0:15:00	32,151.28	8,037.82	290.54	72.64	
08.09 12:15:00			0:15:00 3:45:00	31,527.62	7,881.91	22.66	5.66	2,210.76
08.16 08:30:00	16-Aug	26-Apr	0:15:00	31,752.44	7,938.11	349.80	87.45	
08.16 08:45:00			0:15:00	32,662.16	8,165.54	550.47	137.62	
08.16 09:00:00			0:15:00	33,658.53	8,414.63	590.80	147.70	
08.16 09:15:00			0:15:00	34,452.48	8,613.12	628.14	157.04	
08.16 09:30:00			0:15:00	34,866.01	8,716.50	689.89	172.47	
08.16 09:45:00			0:15:00	35,027.84	8,756.96	756.86	189.22	
08.16 10:00:00			0:15:00	35,019.38	8,754.84	824.08	206.02	
08.16 10:15:00			0:15:00	35,007.92	8,751.98	897.03	224.26	
08.16 10:30:00			0:15:00	34,990.00	8,747.50	950.06	237.51	
08.16 10:45:00			0:15:00	34,968.09	8,742.02	1,013.79	253.45	

08.16 11:00:00			0:15:00	34,585.93	8,646.48	1,055.37	263.84	
08.16 11:15:00			0:15:00	33,944.84	8,486.21	1,109.40	277.35	
08.16 11:30:00			0:15:00	33,331.88	8,332.97	999.60	249.90	
08.16 11:45:00			0:15:00	32,701.75	8,175.44	636.11	159.03	
08.16 12:00:00			0:15:00	32,096.26	8,024.07	288.05	72.01	
08.16 12:15:00			0:15:00 4:00:00	31,454.43	7,863.61	9.71	2.43	2,837.29
08.23 08:15:00	23-Aug	19-Apr	0:15:00	31,565.71	7,891.43	486.48	121.62	
08.23 08:30:00			0:15:00	31,664.30	7,916.08	867.65	216.91	
08.23 08:45:00			0:15:00	32,509.30	8,127.32	860.68	215.17	
08.23 09:00:00			0:15:00	33,584.33	8,396.08	814.87	203.72	
08.23 09:15:00			0:15:00	34,435.05	8,608.76	814.37	203.59	
08.23 09:30:00			0:15:00	34,907.59	8,726.90	864.41	216.10	
08.23 09:45:00			0:15:00	35,095.06	8,773.77	924.41	231.10	
08.23 10:00:00			0:15:00	35,072.66	8,768.16	995.87	248.97	
08.23 10:15:00			0:15:00	35,046.51	8,761.63	1,072.30	268.08	
08.23 10:30:00			0:15:00	35,016.14	8,754.04	1,129.81	282.45	
08.23 10:45:00			0:15:00	34,984.52	8,746.13	1,194.29	298.57	
08.23 11:00:00			0:15:00	34,577.96	8,644.49	1,237.36	309.34	
08.23 11:15:00			0:15:00	33,910.48	8,477.62	1,293.88	323.47	
08.23 11:30:00			0:15:00	33,280.10	8,320.02	1,101.18	275.30	
08.23 11:45:00			0:15:00	32,634.53	8,158.63	670.97	167.74	
08.23 12:00:00			0:15:00	32,006.14	8,001.53	256.68	64.17	
08.23 12:15:00			0:15:00 4:15:00	31,346.62	7,836.66	0.50	0.12	3,646.42
08.30 07:45:00	30-Aug	12-Apr	0:11:24	31,559.74	5,996.35	1.74	0.33	
08.30 08:00:00			0:15:00	31,591.11	7,897.78	484.99	121.25	
08.30 08:15:00			0:15:00	31,744.22	7,936.06	784.99	196.25	
08.30 08:30:00			0:15:00	31,772.61	7,943.15	1,214.96	303.74	
08.30 08:45:00			0:15:00	32,417.18	8,104.30	1,284.92	321.23	
08.30 09:00:00			0:15:00	33,522.84	8,380.71	1,151.72	287.93	
08.30 09:15:00			0:15:00	34,421.36	8,605.34	1,046.41	261.60	
08.30 09:30:00			0:15:00	34,955.64	8,738.91	1,063.59	265.90	
08.30 09:45:00			0:15:00	35,170.75	8,792.69	1,111.88	277.97	
08.30 10:00:00			0:15:00	35,133.65	8,783.41	1,188.82	297.20	
08.30 10:15:00			0:15:00	35,091.08	8,772.77	1,270.23	317.56	
08.30 10:30:00			0:15:00	35,045.02	8,761.26	1,332.72	333.18	
08.30 10:45:00			0:15:00	35,000.21	8,750.05	1,399.69	349.92	
08.30 11:00:00			0:15:00	34,559.54	8,639.88	1,443.76	360.94	
08.30 11:15:00			0:15:00	33,866.16	8,466.54	1,501.27	375.32	
08.30 11:30:00			0:15:00	33,216.36	8,304.09	1,192.05	298.01	
08.30 11:45:00			0:15:00	32,549.38	8,137.35	679.93	169.98	
08.30 12:00:00			0:15:00	31,899.08	7,974.77	194.44	48.61	
08.30 12:15:00			0:15:00 4:41:24	31,215.92	7,803.98	1.00	0.25	4,587.17
09.06 07:44:24	6-Sep	5-Apr	0:07:48	31,771.86	4,130.34	239.76	31.17	
09.06 08:00:00			0:15:00	31,943.89	7,985.97	615.20	153.80	
09.06 08:15:00			0:15:00	32,059.17	8,014.79	1,148.98	287.25	
09.06 08:30:00			0:15:00	31,985.22	7,996.31	1,781.11	445.28	
09.06 08:45:00			0:15:00	32,380.08	8,095.02	1,889.66	472.41	
09.06 09:00:00			0:15:00	33,459.10	8,364.78	1,583.43	395.86	
09.06 09:15:00			0:15:00	34,416.38	8,604.10	1,340.44	335.11	
09.06 09:30:00			0:15:00	35,009.67	8,752.42	1,286.91	321.73	
09.06 09:45:00			0:15:00	35,254.40	8,813.60	1,319.27	329.82	
09.06 10:00:00			0:15:00	35,203.36	8,800.84	1,404.42	351.11	
09.06 10:15:00			0:15:00	35,140.13	8,785.03	1,492.31	373.08	
09.06 10:30:00			0:15:00	35,076.64	8,769.16	1,555.05	388.76	
09.06 10:45:00			0:15:00	35,016.64	8,754.16	1,627.49	406.87	
09.06 11:00:00			0:15:00	34,528.91	8,632.23	1,671.81	417.95	

09.06 11:15:00			0:15:00	33,807.66	8,451.91	1,723.35	430.84	
09.06 11:30:00			0:15:00	33,137.69	8,284.42	1,266.00	316.50	
09.06 11:45:00			0:15:00	32,446.81	8,111.70	657.27	164.32	
09.06 12:00:00			0:15:00	31,771.86	7,942.96	122.99	30.75	
09.06 12:15:00			0:15:00 4:37:48	31,062.55	7,765.64	0.75	0.19	5,652.77
09.13 07:50:24	13-Sep	29-Mar	0:04:48	32,824.74	2,625.98	20.91	1.67	
09.13 08:00:00			0:12:36	33,446.90	7,023.85	64.23	13.49	
09.13 08:15:00			0:15:00	33,175.03	8,293.76	826.82	206.70	
09.13 08:30:00			0:15:00	32,314.61	8,078.65	2,336.55	584.14	
09.13 08:45:00			0:15:00	32,379.83	8,094.96	2,661.45	665.36	
09.13 09:00:00			0:15:00	33,415.54	8,353.88	2,130.41	532.60	
09.13 09:15:00			0:15:00	34,420.36	8,605.09	1,712.64	428.16	
09.13 09:30:00			0:15:00	35,070.17	8,767.54	1,536.37	384.09	
09.13 09:45:00			0:15:00	35,344.78	8,836.19	1,549.82	387.45	
09.13 10:00:00			0:15:00	35,282.53	8,820.63	1,640.19	410.05	
09.13 10:15:00			0:15:00	35,192.66	8,798.16	1,737.54	434.38	
09.13 10:30:00			0:15:00	35,110.25	8,777.56	1,800.53	450.13	
09.13 10:45:00			0:15:00	35,032.82	8,758.21	1,879.45	469.86	
09.13 11:00:00			0:15:00	34,491.57	8,622.89	1,925.26	481.31	
09.13 11:15:00			0:15:00	33,737.45	8,434.36	1,930.74	482.68	
09.13 11:30:00			0:15:00	33,043.33	8,260.83	1,309.32	327.33	
09.13 11:45:00			0:15:00	32,327.55	8,081.89	592.29	148.07	
09.13 12:00:00			0:15:00 4:17:24	31,623.97	7,905.99	59.25	14.81	6,422.32
09.20 08:30:00	20-Sep	22-Mar	0:15:00	32,734.61	8,183.65	2,896.73	724.18	
09.20 08:45:00			0:15:00	32,475.94	8,118.98	3,542.79	885.70	
09.20 09:00:00			0:15:00	33,391.14	8,347.78	2,814.07	703.52	
09.20 09:15:00			0:15:00	34,432.56	8,608.14	2,187.67	546.92	
09.20 09:30:00			0:15:00	35,135.89	8,783.97	1,830.65	457.66	
09.20 09:45:00			0:15:00	35,443.87	8,860.97	1,797.29	449.32	
09.20 10:00:00			0:15:00	35,369.67	8,842.42	1,895.88	473.97	
09.20 10:15:00			0:15:00	35,251.41	8,812.85	1,997.96	499.49	
09.20 10:30:00			0:15:00	35,145.85	8,786.46	2,070.90	517.73	
09.20 10:45:00			0:15:00	35,047.26	8,761.82	2,150.57	537.64	
09.20 11:00:00			0:15:00	34,438.54	8,609.63	2,200.62	550.15	
09.20 11:15:00			0:15:00	33,658.78	8,414.69	2,106.26	526.56	
09.20 11:30:00			0:15:00	32,936.77	8,234.19	1,315.04	328.76	
09.20 11:45:00			0:15:00	32,192.11	8,048.03	477.77	119.44	
09.20 12:00:00			0:15:00 3:45:00	31,458.66	7,864.67	24.90	6.22	7,327.27
09.27 08:30:00	27-Sep	15-Mar	0:15:00	34,720.87	8,680.22	2,083.85	520.96	
09.27 08:45:00			0:15:00	32,700.75	8,175.19	4,166.95	1,041.74	
09.27 09:00:00			0:15:00	33,338.36	8,334.59	3,739.48	934.87	
09.27 09:15:00			0:15:00	34,448.75	8,612.19	2,855.90	713.97	
09.27 09:30:00			0:15:00	35,208.34	8,802.09	2,249.41	562.35	
09.27 09:45:00			0:15:00	35,548.43	8,887.11	2,100.03	525.01	
09.27 10:00:00			0:15:00	35,468.51	8,867.13	2,190.66	547.66	
09.27 10:15:00			0:15:00	35,315.40	8,828.85	2,304.19	576.05	
09.27 10:30:00			0:15:00	35,182.20	8,795.55	2,368.17	592.04	
09.27 10:45:00			0:15:00	35,052.24	8,763.06	2,452.82	613.20	
09.27 11:00:00			0:15:00	34,377.54	8,594.39	2,498.63	624.66	
09.27 11:15:00			0:15:00	33,570.89	8,392.72	2,251.16	562.79	
09.27 11:30:00			0:15:00	32,821.75	8,205.44	1,286.91	321.73	
09.27 11:45:00			0:15:00	32,042.24	8,010.56	347.81	86.95	
09.27 12:00:00			0:15:00 3:45:00	31,275.42	7,818.86	0.25	0.06	8,224.05
10.04 08:30:00	4-Oct	8-Mar	0:15:00	36,773.10	9,193.27	1,926.01	481.50	
10.04 08:45:00			0:15:00	33,017.69	8,254.42	4,894.43	1,223.61	
10.04 09:00:00			0:15:00	33,367.24	8,341.81	4,665.38	1,166.35	

10.04 09:15:00			0:15:00	34,457.21	8,614.30	3,539.31	884.83	
10.04 09:30:00			0:15:00	35,274.07	8,818.52	2,716.22	679.06	
10.04 09:45:00			0:15:00	35,663.70	8,915.93	2,441.86	610.47	
10.04 10:00:00			0:15:00	35,579.05	8,894.76	2,524.77	631.19	
10.04 10:15:00			0:15:00	35,387.35	8,846.84	2,648.01	662.00	
10.04 10:30:00			0:15:00	35,223.03	8,805.76	2,723.20	680.80	
10.04 10:45:00			0:15:00	35,054.73	8,763.68	2,812.08	703.02	
10.04 11:00:00			0:15:00	34,326.25	8,581.56	2,862.87	715.72	
10.04 11:15:00			0:15:00	33,487.74	8,371.93	2,405.76	601.44	
10.04 11:30:00			0:15:00	32,703.74	8,175.94	1,228.65	307.16	
10.04 11:45:00			0:15:00 3:30:00	31,890.86	7,972.72	238.76	59.69	9,406.83
10.11 08:30:00	11-Oct	1-Mar	0:14:24	39,123.59	9,389.66	581.59	139.58	
10.11 08:45:00			0:15:00	33,564.17	8,391.04	5,135.68	1,283.92	
10.11 09:00:00			0:15:00	33,389.89	8,347.47	5,749.38	1,437.35	
10.11 09:15:00			0:15:00	34,460.20	8,615.05	4,648.20	1,162.05	
10.11 09:30:00			0:15:00	35,328.10	8,832.02	3,422.29	855.57	
10.11 09:45:00			0:15:00	35,784.95	8,946.24	2,852.16	713.04	
10.11 10:00:00			0:15:00	35,709.26	8,927.32	2,865.36	716.34	
10.11 10:15:00			0:15:00	35,469.76	8,867.44	3,005.52	751.38	
10.11 10:30:00			0:15:00	35,268.59	8,817.15	3,088.93	772.23	
10.11 10:45:00			0:15:00	35,062.20	8,765.55	3,186.77	796.69	
10.11 11:00:00			0:15:00	34,278.70	8,569.68	3,231.83	807.96	
10.11 11:15:00			0:15:00	33,411.30	8,352.83	2,525.02	631.26	
10.11 11:30:00			0:15:00	32,589.71	8,147.43	1,129.06	282.27	
10.11 11:45:00			0:15:00 3:29:24	31,741.98	7,935.50	152.62	38.15	10,387.79
10.18 08:45:00	18-Oct	22-Feb	0:15:00	36,236.57	9,059.14	3,461.13	865.28	
10.18 09:00:00			0:15:00	33,542.26	8,385.57	5,994.86	1,498.72	
10.18 09:15:00			0:15:00	34,456.96	8,614.24	5,187.96	1,296.99	
10.18 09:30:00			0:15:00	35,386.35	8,846.59	4,131.35	1,032.84	
10.18 09:45:00			0:15:00	35,905.45	8,976.36	3,380.97	845.24	
10.18 10:00:00			0:15:00	35,861.63	8,965.41	3,212.17	803.04	
10.18 10:15:00			0:15:00	35,564.61	8,891.15	3,368.27	842.07	
10.18 10:30:00			0:15:00	35,321.12	8,830.28	3,465.12	866.28	
10.18 10:45:00			0:15:00	35,077.64	8,769.41	3,571.92	892.98	
10.18 11:00:00			0:15:00	34,242.10	8,560.53	3,584.12	896.03	
10.18 11:15:00			0:15:00	33,339.10	8,334.78	2,629.09	657.27	
10.18 11:30:00			0:15:00	32,479.92	8,119.98	1,019.77	254.94	
10.18 11:45:00			0:15:00 3:15:00	31,595.34	7,898.84	87.89	21.97	10,773.65
10.25 07:45:00	25-Oct	15-Feb	0:15:00	37,237.42	9,309.36	2,467.76	616.94	
10.25 08:00:00			0:15:00	33,989.40	8,497.35	5,701.58	1,425.40	
10.25 08:15:00			0:15:00	34,437.79	8,609.45	5,267.38	1,316.85	
10.25 08:30:00			0:15:00	35,438.89	8,859.72	4,266.29	1,066.57	
10.25 08:45:00			0:15:00	36,020.47	9,005.12	3,684.70	921.18	
10.25 09:00:00			0:15:00	36,029.68	9,007.42	3,569.93	892.48	
10.25 09:15:00			0:15:00	35,678.64	8,919.66	3,742.46	935.62	
10.25 09:30:00			0:15:00	35,383.37	8,845.84	3,853.01	963.25	
10.25 09:45:00			0:15:00	35,103.03	8,775.76	3,971.02	992.75	
10.25 10:00:00			0:15:00	34,234.63	8,558.66	3,934.67	983.67	
10.25 10:15:00			0:15:00	33,294.54	8,323.63	2,756.56	689.14	
10.25 10:30:00			0:15:00	32,395.02	8,098.76	939.35	234.84	
10.25 10:45:00			0:15:00 3:15:00	31,465.63	7,866.41	44.57	11.14	11,049.82
11.01 07:45:00	1-Nov	8-Feb	0:11:24	39,331.73	7,473.03	373.45	70.96	
11.01 08:00:00			0:15:00	35,261.12	8,815.28	4,444.05	1,111.01	
11.01 08:15:00			0:15:00	34,422.11	8,605.53	5,283.07	1,320.77	
11.01 08:30:00			0:15:00	35,464.78	8,866.19	4,240.40	1,060.10	
11.01 08:45:00			0:15:00	36,122.30	9,030.58	3,582.88	895.72	

11.01 09:00:00			0:15:00	36,211.18	9,052.80	3,494.00	873.50		
11.01 09:15:00			0:15:00	35,817.07	8,954.27	3,888.11	972.03		
11.01 09:30:00			0:15:00	35,460.55	8,865.14	4,199.82	1,049.95		
11.01 09:45:00			0:15:00	35,150.33	8,787.58	4,375.84	1,093.96		
11.01 10:00:00			0:15:00	34,256.05	8,564.01	4,295.17	1,073.79		
11.01 10:15:00			0:15:00	33,264.41	8,316.10	2,941.04	735.26		
11.01 10:30:00			0:15:00	32,329.79	8,082.45	920.43	230.11		
11.01 10:45:00			0:15:00	3:11:24	31,362.56	7,840.64	35.10	8.78	10,495.93
11.08 08:00:00	8-Nov	1-Feb	0:15:00	38,412.04	9,603.01	1,293.13	323.28		
11.08 08:15:00			0:15:00	35,036.56	8,759.14	4,668.62	1,167.16		
11.08 08:30:00			0:15:00	35,453.57	8,863.39	4,251.60	1,062.90		
11.08 08:45:00			0:15:00	36,192.01	9,048.00	3,513.17	878.29		
11.08 09:00:00			0:15:00	36,402.88	9,100.72	3,302.04	825.51		
11.08 09:15:00			0:15:00	35,988.60	8,997.15	3,716.57	929.14		
11.08 09:30:00			0:15:00	35,559.14	8,889.78	4,146.04	1,036.51		
11.08 09:45:00			0:15:00	35,214.07	8,803.52	4,477.16	1,119.29		
11.08 10:00:00			0:15:00	34,317.04	8,579.26	4,547.87	1,136.97		
11.08 10:15:00			0:15:00	33,281.09	8,320.27	3,141.96	785.49		
11.08 10:30:00			0:15:00	32,303.65	8,075.91	991.88	247.97		
11.08 10:45:00			0:15:00	3:00:00	31,296.33	7,824.08	44.07	11.02	9,523.53
11.15 08:00:00	15-Nov	25-Jan	0:12:00	39,571.48	7,914.30	133.70	26.74		
11.15 08:15:00			0:15:00	37,008.12	9,252.03	2,697.05	674.26		
11.15 08:30:00			0:15:00	35,437.89	8,859.47	4,267.29	1,066.82		
11.15 08:45:00			0:15:00	36,235.58	9,058.89	3,469.60	867.40		
11.15 09:00:00			0:15:00	36,591.85	9,147.96	3,113.33	778.33		
11.15 09:15:00			0:15:00	36,198.23	9,049.56	3,506.94	876.74		
11.15 09:30:00			0:15:00	35,684.37	8,921.09	4,020.81	1,005.20		
11.15 09:45:00			0:15:00	35,291.75	8,822.94	4,409.69	1,102.42		
11.15 10:00:00			0:15:00	34,434.80	8,608.70	4,518.49	1,129.62		
11.15 10:15:00			0:15:00	33,334.37	8,333.59	3,134.49	783.62		
11.15 10:30:00			0:15:00	32,319.09	8,079.77	1,097.69	274.42		
11.15 10:45:00			0:15:00	2:57:00	31,276.91	7,819.23	76.68	19.17	8,604.75
11.22 07:57:36	22-Nov	18-Jan	0:01:12	39,684.26	793.69	20.91	0.42		
11.22 08:00:00			0:09:00	39,700.45	5,955.07	4.73	0.71		
11.22 08:15:00			0:15:00	39,592.14	9,898.04	113.03	28.26		
11.22 08:30:00			0:15:00	36,117.07	9,029.27	3,588.11	897.03		
11.22 08:45:00			0:15:00	36,258.23	9,064.56	3,446.94	861.74		
11.22 09:00:00			0:15:00	36,725.30	9,181.32	2,979.88	744.97		
11.22 09:15:00			0:15:00	36,450.19	9,112.55	3,254.99	813.75		
11.22 09:30:00			0:15:00	35,847.94	8,961.98	3,857.24	964.31		
11.22 09:45:00			0:15:00	35,387.35	8,846.84	4,317.83	1,079.46		
11.22 10:00:00			0:15:00	34,585.93	8,646.48	4,463.97	1,115.99		
11.22 10:15:00			0:15:00	33,440.43	8,360.11	3,147.19	786.80		
11.22 10:30:00			0:15:00	32,391.04	8,097.76	1,094.71	273.68		
11.22 10:45:00			0:15:00	2:55:12	31,311.77	7,827.94	131.70	32.93	7,600.02
11.29 08:30:00	29-Nov	11-Jan	0:15:00	37,564.81	9,391.20	2,140.37	535.09		
11.29 08:45:00			0:15:00	36,212.92	9,053.23	3,492.25	873.06		
11.29 09:00:00			0:15:00	36,777.58	9,194.40	2,927.60	731.90		
11.29 09:15:00			0:15:00	36,690.69	9,172.67	3,014.49	753.62		
11.29 09:30:00			0:15:00	36,031.18	9,007.79	3,674.00	918.50		
11.29 09:45:00			0:15:00	35,504.36	8,876.09	4,200.81	1,050.20		
11.29 10:00:00			0:15:00	34,770.66	8,692.67	4,390.52	1,097.63		
11.29 10:15:00			0:15:00	33,603.26	8,400.81	3,258.22	814.56		
11.29 10:30:00			0:15:00	32,524.98	8,131.25	1,179.60	294.90		
11.29 10:45:00			0:15:00	2:30:00	31,407.87	7,851.97	146.39	36.60	7,106.06
12.06 08:30:00	6-Dec	4-Jan	0:15:00	39,554.55	9,888.64	150.63	37.66		

12.06 08:45:00			0:15:00	36,440.73	9,110.18	3,264.45	816.11	
12.06 09:00:00			0:15:00	36,768.12	9,192.03	2,937.06	734.26	
12.06 09:15:00			0:15:00	36,907.54	9,226.89	2,797.64	699.41	
12.06 09:30:00			0:15:00	36,255.99	9,064.00	3,449.18	862.30	
12.06 09:45:00			0:15:00	35,645.03	8,911.26	4,060.15	1,015.04	
12.06 10:00:00			0:15:00	34,987.01	8,746.75	4,341.73	1,085.43	
12.06 10:15:00			0:15:00	33,818.11	8,454.53	3,457.15	864.29	
12.06 10:30:00			0:15:00	32,691.04	8,172.76	1,378.53	344.63	
12.06 10:45:00			0:15:00 2:30:00	31,559.24	7,889.81	187.22	46.81	6,505.93
12.13 08:45:00	13-Dec	27-Dec	0:15:00	37,427.63	9,356.91	2,277.55	569.39	
12.13 09:00:00			0:15:00	36,716.33	9,179.08	2,988.84	747.21	
12.13 09:15:00			0:15:00	37,046.46	9,261.62	2,658.71	664.68	
12.13 09:30:00			0:15:00	36,485.54	9,121.39	3,219.64	804.91	
12.13 09:45:00			0:15:00	35,805.36	8,951.34	3,899.81	974.95	
12.13 10:00:00			0:15:00	35,210.33	8,802.58	4,300.15	1,075.04	
12.13 10:15:00			0:15:00	34,082.02	8,520.50	3,713.83	928.46	
12.13 10:30:00			0:15:00	32,916.11	8,229.03	1,734.55	433.64	
12.13 10:45:00			0:15:00 2:15:00	31,774.10	7,943.53	271.87	67.97	6,266.24
12.20 08:45:00	20-Dec	No Mirror	0:15:00	37,886.48	9,471.62	1,818.70	454.68	
12.20 09:00:00			0:15:00	36,603.80	9,150.95	3,101.38	775.34	
12.20 09:15:00			0:15:00	37,066.13	9,266.53	2,639.05	659.76	
12.20 09:30:00			0:15:00	36,687.20	9,171.80	3,017.97	754.49	
12.20 09:45:00			0:15:00	35,962.96	8,990.74	3,742.22	935.55	
12.20 10:00:00			0:15:00	35,381.87	8,845.47	4,250.85	1,062.71	
12.20 10:15:00			0:15:00	34,376.05	8,594.01	3,955.58	988.90	
12.20 10:30:00			0:15:00	33,164.33	8,291.08	2,180.20	545.05	
12.20 10:45:00			0:15:00	32,020.33	8,005.08	432.21	108.05	
12.20 11:00:00			0:15:00 2:30:00	30,962.72	7,740.68	5.48	1.37	6,285.91
89:24:36				3,063,406.89		609,511.54	152,302.69	

3:18:41 Average Duration





# SCH CUM MAY2020 1450 OWENS E AND D FOR D 39 FT EXIST UPPER ONLY - P9 Skate Park

DayNum	Date+Time	Duration	ExSF	ExSFHr	NewSF	NewSFHr	SunnySF	SunnySFHr
172	06.21 06:46:48	0:06:36	31,594.59	3,475.41	0.00	0.00	8,110.58	892.16
172	06.21 07:00:00	0:13:48	31,527.62	7,251.35	0.00	0.00	8,177.55	1,880.84
172	06.21 07:15:00	0:15:00	31,529.37	7,882.34	0.00	0.00	8,175.81	2,043.95
172	06.21 07:30:00	0:15:00	31,529.12	7,882.28	0.00	0.00	8,176.06	2,044.02
172	06.21 07:45:00	0:15:00	31,529.86	7,882.47	0.00	0.00	8,175.31	2,043.83
172	06.21 08:00:00	0:15:00	31,583.39	7,895.85	0.00	0.00	8,121.79	2,030.45
172	06.21 08:15:00	0:15:00	32,252.11	8,063.03	0.00	0.00	7,453.06	1,863.27
172	06.21 08:30:00	0:15:00	33,218.10	8,304.53	0.00	0.00	6,487.07	1,621.77
172	06.21 08:45:00	0:15:00	34,025.75	8,506.44	0.00	0.00	5,679.42	1,419.86
172	06.21 09:00:00	0:15:00	34,585.43	8,646.36	0.00	0.00	5,119.75	1,279.94
172	06.21 09:15:00	0:15:00	34,855.81	8,713.95	0.00	0.00	4,849.37	1,212.34
172	06.21 09:30:00	0:15:00	34,921.78	8,730.45	0.00	0.00	4,783.39	1,195.85
172	06.21 09:45:00	0:15:00	34,921.78	8,730.45	67.47	16.87	4,715.92	1,178.98
172	06.21 10:00:00	0:15:00	34,921.78	8,730.45	154.61	38.65	4,628.79	1,157.20
172	06.21 10:15:00	0:15:00	34,921.78	8,730.45	237.51	59.38	4,545.88	1,136.47
172	06.21 10:30:00	0:15:00	34,921.53	8,730.38	297.52	74.38	4,486.13	1,121.53
172	06.21 10:45:00	0:15:00	34,772.15	8,693.04	360.26	90.06	4,572.77	1,143.19
172	06.21 11:00:00	0:15:00	34,228.91	8,557.23	398.35	99.59	5,077.92	1,269.48
172	06.21 11:15:00	0:15:00	33,679.69	8,419.92	445.90	111.48	5,579.59	1,394.90
172	06.21 11:30:00	0:15:00	33,141.67	8,285.42	395.86	98.96	6,167.65	1,541.91
172	06.21 11:45:00	0:15:00	32,580.25	8,145.06	277.60	69.40	6,847.33	1,711.83
172	06.21 12:00:00	0:15:00	32,043.98	8,011.00	143.90	35.98	7,517.29	1,879.32
172	06.21 12:15:00	0:15:00	31,469.12	7,867.28	8.96	2.24	8,227.10	2,056.77
172	06.21 12:30:00	0:15:00	30,931.85	7,732.96	0.00	0.00	8,773.33	2,193.33
172	06.21 12:45:00	0:15:00	30,335.82	7,583.96	0.00	0.00	9,369.36	2,342.34
172	06.21 13:00:00	0:15:00	30,095.32	7,523.83	0.00	0.00	9,609.86	2,402.46
172	06.21 13:15:00	0:15:00	30,721.47	7,680.37	0.00	0.00	8,983.71	2,245.93
172	06.21 13:30:00	0:15:00	31,375.01	7,843.75	0.00	0.00	8,330.17	2,082.54
172	06.21 13:45:00	0:15:00	32,022.32	8,005.58	0.00	0.00	7,682.86	1,920.71
172	06.21 14:00:00	0:15:00	32,719.42	8,179.86	0.00	0.00	6,985.75	1,746.44
172	06.21 14:15:00	0:15:00	33,398.61	8,349.65	0.00	0.00	6,306.57	1,576.64
172	06.21 14:30:00	0:15:00	34,097.95	8,524.49	0.00	0.00	5,607.22	1,401.81
172	06.21 14:45:00	0:15:00	34,833.15	8,708.29	0.00	0.00	4,872.03	1,218.01
172	06.21 15:00:00	0:15:00	35,573.83	8,893.46	0.00	0.00	4,131.35	1,032.84
172	06.21 15:15:00	0:15:00	36,370.02	9,092.51	0.00	0.00	3,335.16	833.79
172	06.21 15:30:00	0:15:00	37,185.14	9,296.28	0.00	0.00	2,520.04	630.01
172	06.21 15:45:00	0:15:00	37,867.30	9,466.83	0.00	0.00	1,837.87	459.47
172	06.21 16:00:00	0:15:00	38,348.31	9,587.08	0.00	0.00	1,356.87	339.22
172	06.21 16:15:00	0:15:00	38,538.77	9,634.69	0.00	0.00	1,166.41	291.60
172	06.21 16:30:00	0:15:00	38,546.24	9,636.56	0.00	0.00	1,158.94	289.74
172	06.21 16:45:00	0:15:00	38,517.61	9,629.40	0.00	0.00	1,187.57	296.89
172	06.21 17:00:00	0:15:00	38,296.52	9,574.13	0.00	0.00	1,408.65	352.16
172	06.21 17:15:00	0:15:00	37,876.02	9,469.01	0.00	0.00	1,829.16	457.29
172	06.21 17:30:00	0:15:00	37,185.14	9,296.28	0.00	0.00	2,520.04	630.01
172	06.21 17:45:00	0:15:00	36,298.07	9,074.52	0.00	0.00	3,407.11	851.78
172	06.21 18:00:00	0:15:00	35,434.65	8,858.66	0.00	0.00	4,270.52	1,067.63
172	06.21 18:15:00	0:15:00	35,703.04	8,925.76	0.00	0.00	4,002.14	1,000.53
172	06.21 18:30:00	0:15:00	35,987.61	8,996.90	0.00	0.00	3,717.57	929.39
172	06.21 18:45:00	0:15:00	36,997.91	9,249.48	0.00	0.00	2,707.26	676.82
172	06.21 19:00:00	0:15:00	38,573.87	9,643.47	0.00	0.00	1,131.30	282.83
172	06.21 19:15:00	0:18:00	38,546.24	11,563.87	0.00	0.00	1,158.94	347.68
172	06.21 19:36:00	0:10:48	35,894.74	6,461.05	0.00	0.00	3,810.43	685.88
179	06.28 06:48:35	0:06:00	31,553.02	3,155.30	0.00	0.00	8,152.16	815.22
179	06.28 07:00:00	0:13:12	31,526.13	6,935.75	0.00	0.00	8,179.05	1,799.39
179	06.28 07:15:00	0:15:00	31,528.62	7,882.15	0.00	0.00	8,176.56	2,044.14
179	06.28 07:30:00	0:15:00	31,528.87	7,882.22	0.00	0.00	8,176.31	2,044.08
179	06.28 07:45:00	0:15:00	31,529.86	7,882.47	0.00	0.00	8,175.31	2,043.83
179	06.28 08:00:00	0:15:00	31,550.28	7,887.57	0.00	0.00	8,154.90	2,038.72
179	06.28 08:15:00	0:15:00	32,138.59	8,034.65	0.00	0.00	7,566.59	1,891.65



# SCH CUM MAY2020 1450 OWENS E AND D FOR D 39 FT EXIST UPPER ONLY - P9 Skate Park

DayNum	Date+Time	Duration	ExSF	ExSFHr	NewSF	NewSFHr	SunnySF	SunnySFHr
179	06.28 08:30:00	0:15:00	33,104.33	8,276.08	0.00	0.00	6,600.85	1,650.21
179	06.28 08:45:00	0:15:00	33,934.13	8,483.53	0.00	0.00	5,771.04	1,442.76
179	06.28 09:00:00	0:15:00	34,540.12	8,635.03	0.00	0.00	5,165.06	1,291.27
179	06.28 09:15:00	0:15:00	34,833.65	8,708.41	0.00	0.00	4,871.53	1,217.88
179	06.28 09:30:00	0:15:00	34,921.78	8,730.45	0.00	0.00	4,783.39	1,195.85
179	06.28 09:45:00	0:15:00	34,921.78	8,730.45	68.47	17.12	4,714.93	1,178.73
179	06.28 10:00:00	0:15:00	34,921.78	8,730.45	157.10	39.27	4,626.30	1,156.57
179	06.28 10:15:00	0:15:00	34,921.78	8,730.45	240.75	60.19	4,542.64	1,135.66
179	06.28 10:30:00	0:15:00	34,921.78	8,730.45	302.49	75.62	4,480.90	1,120.23
179	06.28 10:45:00	0:15:00	34,828.92	8,707.23	364.99	91.25	4,511.27	1,127.82
179	06.28 11:00:00	0:15:00	34,288.16	8,572.04	404.82	101.21	5,012.19	1,253.05
179	06.28 11:15:00	0:15:00	33,736.45	8,434.11	451.87	112.97	5,516.85	1,379.21
179	06.28 11:30:00	0:15:00	33,196.69	8,299.17	415.53	103.88	6,092.96	1,523.24
179	06.28 11:45:00	0:15:00	32,637.27	8,159.32	295.77	73.94	6,772.14	1,693.03
179	06.28 12:00:00	0:15:00	32,100.99	8,025.25	159.84	39.96	7,444.35	1,861.09
179	06.28 12:15:00	0:15:00	31,523.64	7,880.91	19.17	4.79	8,162.37	2,040.59
179	06.28 12:30:00	0:15:00	30,984.63	7,746.16	0.00	0.00	8,720.55	2,180.14
179	06.28 12:45:00	0:15:00	30,389.10	7,597.28	0.00	0.00	9,316.08	2,329.02
179	06.28 13:00:00	0:15:00	30,047.02	7,511.76	0.00	0.00	9,658.16	2,414.54
179	06.28 13:15:00	0:15:00	30,657.48	7,664.37	0.00	0.00	9,047.69	2,261.92
179	06.28 13:30:00	0:15:00	31,295.34	7,823.83	0.00	0.00	8,409.84	2,102.46
179	06.28 13:45:00	0:15:00	31,966.30	7,991.58	0.00	0.00	7,738.87	1,934.72
179	06.28 14:00:00	0:15:00	32,650.21	8,162.55	0.00	0.00	7,054.96	1,763.74
179	06.28 14:15:00	0:15:00	33,333.13	8,333.28	0.00	0.00	6,372.05	1,593.01
179	06.28 14:30:00	0:15:00	34,043.68	8,510.92	0.00	0.00	5,661.50	1,415.37
179	06.28 14:45:00	0:15:00	34,771.41	8,692.85	0.00	0.00	4,933.77	1,233.44
179	06.28 15:00:00	0:15:00	35,514.82	8,878.71	0.00	0.00	4,190.36	1,047.59
179	06.28 15:15:00	0:15:00	36,316.99	9,079.25	0.00	0.00	3,388.19	847.05
179	06.28 15:30:00	0:15:00	37,121.40	9,280.35	0.00	0.00	2,583.77	645.94
179	06.28 15:45:00	0:15:00	37,826.97	9,456.74	0.00	0.00	1,878.20	469.55
179	06.28 16:00:00	0:15:00	38,322.17	9,580.54	0.00	0.00	1,383.01	345.75
179	06.28 16:15:00	0:15:00	38,535.03	9,633.76	0.00	0.00	1,170.14	292.54
179	06.28 16:30:00	0:15:00	38,546.24	9,636.56	0.00	0.00	1,158.94	289.74
179	06.28 16:45:00	0:15:00	38,526.32	9,631.58	0.00	0.00	1,178.86	294.71
179	06.28 17:00:00	0:15:00	38,319.68	9,579.92	0.00	0.00	1,385.50	346.38
179	06.28 17:15:00	0:15:00	37,912.37	9,478.09	0.00	0.00	1,792.81	448.20
179	06.28 17:30:00	0:15:00	37,234.43	9,308.61	0.00	0.00	2,470.74	617.69
179	06.28 17:45:00	0:15:00	36,362.05	9,090.51	0.00	0.00	3,343.12	835.78
179	06.28 18:00:00	0:15:00	35,473.74	8,868.44	0.00	0.00	4,231.43	1,057.86
179	06.28 18:15:00	0:15:00	35,730.92	8,932.73	0.00	0.00	3,974.25	993.56
179	06.28 18:30:00	0:15:00	35,980.39	8,995.10	0.00	0.00	3,724.79	931.20
179	06.28 18:45:00	0:15:00	36,969.03	9,242.26	0.00	0.00	2,736.14	684.04
179	06.28 19:00:00	0:15:00	38,595.28	9,648.82	0.00	0.00	1,109.89	277.47
179	06.28 19:15:00	0:18:00	38,546.24	11,563.87	0.00	0.00	1,158.94	347.68
179	06.28 19:36:36	0:10:48	35,836.73	6,450.61	0.00	0.00	3,868.44	696.32
186	07.05 06:52:12	0:03:36	31,527.37	1,891.64	0.00	0.00	8,177.80	490.67
186	07.05 07:00:00	0:11:24	31,527.37	5,990.20	0.00	0.00	8,177.80	1,553.78
186	07.05 07:15:00	0:15:00	31,528.87	7,882.22	0.00	0.00	8,176.31	2,044.08
186	07.05 07:30:00	0:15:00	31,528.62	7,882.15	0.00	0.00	8,176.56	2,044.14
186	07.05 07:45:00	0:15:00	31,529.12	7,882.28	0.00	0.00	8,176.06	2,044.02
186	07.05 08:00:00	0:15:00	31,532.60	7,883.15	0.00	0.00	8,172.57	2,043.14
186	07.05 08:15:00	0:15:00	32,001.90	8,000.48	0.00	0.00	7,703.27	1,925.82
186	07.05 08:30:00	0:15:00	32,952.46	8,238.11	0.00	0.00	6,752.72	1,688.18
186	07.05 08:45:00	0:15:00	33,811.64	8,452.91	0.00	0.00	5,893.54	1,473.38
186	07.05 09:00:00	0:15:00	34,468.17	8,617.04	0.00	0.00	5,237.01	1,309.25
186	07.05 09:15:00	0:15:00	34,800.04	8,700.01	0.00	0.00	4,905.14	1,226.28
186	07.05 09:30:00	0:15:00	34,921.78	8,730.45	0.00	0.00	4,783.39	1,195.85
186	07.05 09:45:00	0:15:00	34,921.78	8,730.45	95.85	23.96	4,687.54	1,171.89
186	07.05 10:00:00	0:15:00	34,921.78	8,730.45	184.73	46.18	4,598.66	1,149.67



## SCH CUM MAY2020 1450 OWENS E AND D FOR D 39 FT EXIST UPPER ONLY - P9 Skate Park

DayNum	Date+Time	Duration	ExSF	ExSFHr	NewSF	NewSFHr	SunnySF	SunnySFHr
186	07.05 10:15:00	0:15:00	34,921.78	8,730.45	268.88	67.22	4,514.51	1,128.63
186	07.05 10:30:00	0:15:00	34,921.78	8,730.45	330.13	82.53	4,453.26	1,113.32
186	07.05 10:45:00	0:15:00	34,882.45	8,720.61	393.12	98.28	4,429.61	1,107.40
186	07.05 11:00:00	0:15:00	34,346.67	8,586.67	432.70	108.18	4,925.80	1,231.45
186	07.05 11:15:00	0:15:00	33,791.23	8,447.81	480.01	120.00	5,433.94	1,358.49
186	07.05 11:30:00	0:15:00	33,249.72	8,312.43	453.12	113.28	6,002.33	1,500.58
186	07.05 11:45:00	0:15:00	32,688.06	8,172.01	324.40	81.10	6,692.72	1,673.18
186	07.05 12:00:00	0:15:00	32,145.56	8,036.39	180.50	45.13	7,379.12	1,844.78
186	07.05 12:15:00	0:15:00	31,567.95	7,891.99	29.63	7.41	8,107.59	2,026.90
186	07.05 12:30:00	0:15:00	31,025.46	7,756.36	0.00	0.00	8,679.72	2,169.93
186	07.05 12:45:00	0:15:00	30,427.19	7,606.80	0.00	0.00	9,277.99	2,319.50
186	07.05 13:00:00	0:15:00	30,022.37	7,505.59	0.00	0.00	9,682.81	2,420.70
186	07.05 13:15:00	0:15:00	30,643.04	7,660.76	0.00	0.00	9,062.13	2,265.53
186	07.05 13:30:00	0:15:00	31,271.93	7,817.98	0.00	0.00	8,433.24	2,108.31
186	07.05 13:45:00	0:15:00	31,935.18	7,983.80	0.00	0.00	7,770.00	1,942.50
186	07.05 14:00:00	0:15:00	32,619.59	8,154.90	0.00	0.00	7,085.59	1,771.40
186	07.05 14:15:00	0:15:00	33,312.71	8,328.18	0.00	0.00	6,392.46	1,598.12
186	07.05 14:30:00	0:15:00	34,026.75	8,506.69	0.00	0.00	5,678.43	1,419.61
186	07.05 14:45:00	0:15:00	34,749.25	8,687.31	0.00	0.00	4,955.93	1,238.98
186	07.05 15:00:00	0:15:00	35,508.85	8,877.21	0.00	0.00	4,196.33	1,049.08
186	07.05 15:15:00	0:15:00	36,302.55	9,075.64	0.00	0.00	3,402.63	850.66
186	07.05 15:30:00	0:15:00	37,123.89	9,280.97	0.00	0.00	2,581.29	645.32
186	07.05 15:45:00	0:15:00	37,827.22	9,456.81	0.00	0.00	1,877.95	469.49
186	07.05 16:00:00	0:15:00	38,323.41	9,580.85	0.00	0.00	1,381.76	345.44
186	07.05 16:15:00	0:15:00	38,535.53	9,633.88	0.00	0.00	1,169.65	292.41
186	07.05 16:30:00	0:15:00	38,546.24	9,636.56	0.00	0.00	1,158.94	289.74
186	07.05 16:45:00	0:15:00	38,526.07	9,631.52	0.00	0.00	1,179.11	294.78
186	07.05 17:00:00	0:15:00	38,317.19	9,579.30	0.00	0.00	1,387.99	347.00
186	07.05 17:15:00	0:15:00	37,906.39	9,476.60	0.00	0.00	1,798.78	449.70
186	07.05 17:30:00	0:15:00	37,218.75	9,304.69	0.00	0.00	2,486.43	621.61
186	07.05 17:45:00	0:15:00	36,341.39	9,085.35	0.00	0.00	3,363.79	840.95
186	07.05 18:00:00	0:15:00	35,645.53	8,911.38	0.00	0.00	4,059.65	1,014.91
186	07.05 18:15:00	0:15:00	35,817.07	8,954.27	0.00	0.00	3,888.11	972.03
186	07.05 18:30:00	0:15:00	36,169.10	9,042.28	0.00	0.00	3,536.07	884.02
186	07.05 18:45:00	0:15:00	37,189.37	9,297.34	0.00	0.00	2,515.81	628.95
186	07.05 19:00:00	0:15:00	38,663.00	9,665.75	0.00	0.00	1,042.17	260.54
186	07.05 19:15:00	0:18:00	38,546.24	11,563.87	0.00	0.00	1,158.94	347.68
186	07.05 19:36:00	0:10:48	35,803.12	6,444.56	0.00	0.00	3,902.05	702.37
193	07.12 06:56:24	0:01:48	31,527.62	945.83	0.00	0.00	8,177.55	245.33
193	07.12 07:00:00	0:09:00	31,527.37	4,729.11	0.00	0.00	8,177.80	1,226.67
193	07.12 07:15:00	0:15:00	31,528.12	7,882.03	0.00	0.00	8,177.06	2,044.26
193	07.12 07:30:00	0:15:00	31,528.87	7,882.22	0.00	0.00	8,176.31	2,044.08
193	07.12 07:45:00	0:15:00	31,529.86	7,882.47	0.00	0.00	8,175.31	2,043.83
193	07.12 08:00:00	0:15:00	31,533.85	7,883.46	0.00	0.00	8,171.33	2,042.83
193	07.12 08:15:00	0:15:00	31,855.26	7,963.82	0.00	0.00	7,849.91	1,962.48
193	07.12 08:30:00	0:15:00	32,774.70	8,193.67	0.00	0.00	6,930.48	1,732.62
193	07.12 08:45:00	0:15:00	33,662.51	8,415.63	0.00	0.00	6,042.67	1,510.67
193	07.12 09:00:00	0:15:00	34,376.79	8,594.20	0.00	0.00	5,328.38	1,332.10
193	07.12 09:15:00	0:15:00	34,757.46	8,689.37	0.00	0.00	4,947.71	1,236.93
193	07.12 09:30:00	0:15:00	34,919.04	8,729.76	35.10	8.78	4,751.03	1,187.76
193	07.12 09:45:00	0:15:00	34,921.78	8,730.45	149.13	37.28	4,634.26	1,158.57
193	07.12 10:00:00	0:15:00	34,921.78	8,730.45	237.76	59.44	4,545.63	1,136.41
193	07.12 10:15:00	0:15:00	34,921.78	8,730.45	321.42	80.35	4,461.98	1,115.49
193	07.12 10:30:00	0:15:00	34,921.78	8,730.45	381.67	95.42	4,401.73	1,100.43
193	07.12 10:45:00	0:15:00	34,905.60	8,726.40	444.65	111.16	4,354.92	1,088.73
193	07.12 11:00:00	0:15:00	34,404.43	8,601.11	482.75	120.69	4,818.00	1,204.50
193	07.12 11:15:00	0:15:00	33,845.75	8,461.44	530.30	132.58	5,329.13	1,332.28
193	07.12 11:30:00	0:15:00	33,297.53	8,324.38	509.14	127.28	5,898.51	1,474.63
193	07.12 11:45:00	0:15:00	32,728.64	8,182.16	363.99	91.00	6,612.55	1,653.14



# SCH CUM MAY2020 1450 OWENS E AND D FOR D 39 FT EXIST UPPER ONLY - P9 Skate Park

DayNum	Date+Time	Duration	ExSF	ExSFHr	NewSF	NewSFHr	SunnySF	SunnySFHr
193	07.12 12:00:00	0:15:00	32,182.40	8,045.60	204.15	51.04	7,318.62	1,829.66
193	07.12 12:15:00	0:15:00	31,600.82	7,900.20	38.09	9.52	8,066.27	2,016.57
193	07.12 12:30:00	0:15:00	31,051.85	7,762.96	0.00	0.00	8,653.33	2,163.33
193	07.12 12:45:00	0:15:00	30,450.10	7,612.52	0.00	0.00	9,255.08	2,313.77
193	07.12 13:00:00	0:15:00	30,037.06	7,509.27	0.00	0.00	9,668.12	2,417.03
193	07.12 13:15:00	0:15:00	30,648.02	7,662.01	0.00	0.00	9,057.15	2,264.29
193	07.12 13:30:00	0:15:00	31,264.46	7,816.12	0.00	0.00	8,440.71	2,110.18
193	07.12 13:45:00	0:15:00	31,953.35	7,988.34	0.00	0.00	7,751.82	1,937.96
193	07.12 14:00:00	0:15:00	32,640.75	8,160.19	0.00	0.00	7,064.42	1,766.11
193	07.12 14:15:00	0:15:00	33,336.11	8,334.03	0.00	0.00	6,369.06	1,592.27
193	07.12 14:30:00	0:15:00	34,051.64	8,512.91	0.00	0.00	5,653.53	1,413.38
193	07.12 14:45:00	0:15:00	34,777.13	8,694.28	0.00	0.00	4,928.04	1,232.01
193	07.12 15:00:00	0:15:00	35,545.94	8,886.49	0.00	0.00	4,159.23	1,039.81
193	07.12 15:15:00	0:15:00	36,346.37	9,086.59	0.00	0.00	3,358.81	839.70
193	07.12 15:30:00	0:15:00	37,173.44	9,293.36	0.00	0.00	2,531.74	632.94
193	07.12 15:45:00	0:15:00	37,878.26	9,469.57	0.00	0.00	1,826.92	456.73
193	07.12 16:00:00	0:15:00	38,357.52	9,589.38	0.00	0.00	1,347.66	336.91
193	07.12 16:15:00	0:15:00	38,540.26	9,635.07	0.00	0.00	1,164.91	291.23
193	07.12 16:30:00	0:15:00	38,546.24	9,636.56	0.00	0.00	1,158.94	289.74
193	07.12 16:45:00	0:15:00	38,516.86	9,629.21	0.00	0.00	1,188.32	297.08
193	07.12 17:00:00	0:15:00	38,294.53	9,573.63	0.00	0.00	1,410.64	352.66
193	07.12 17:15:00	0:15:00	37,853.11	9,463.28	0.00	0.00	1,852.06	463.02
193	07.12 17:30:00	0:15:00	37,142.31	9,285.58	0.00	0.00	2,562.86	640.72
193	07.12 17:45:00	0:15:00	36,237.32	9,059.33	0.00	0.00	3,467.85	866.96
193	07.12 18:00:00	0:15:00	35,935.32	8,983.83	0.00	0.00	3,769.85	942.46
193	07.12 18:15:00	0:15:00	35,892.00	8,973.00	0.00	0.00	3,813.17	953.29
193	07.12 18:30:00	0:15:00	36,480.06	9,120.02	0.00	0.00	3,225.11	806.28
193	07.12 18:45:00	0:15:00	37,683.32	9,420.83	0.00	0.00	2,021.86	505.46
193	07.12 19:00:00	0:15:00	38,791.97	9,697.99	0.00	0.00	913.21	228.30
193	07.12 19:15:00	0:16:48	38,557.44	10,796.08	0.00	0.00	1,147.74	321.37
193	07.12 19:33:36	0:09:00	35,800.63	5,370.10	0.00	0.00	3,904.54	585.68
200	07.19 07:01:11	0:07:48	31,527.87	4,098.62	0.00	0.00	8,177.30	1,063.05
200	07.19 07:16:11	0:14:24	31,529.37	7,567.05	0.00	0.00	8,175.81	1,962.19
200	07.19 07:30:00	0:14:24	31,529.86	7,567.17	0.00	0.00	8,175.31	1,962.08
200	07.19 07:45:00	0:15:00	31,531.85	7,882.96	0.00	0.00	8,173.32	2,043.33
200	07.19 08:00:00	0:15:00	31,534.84	7,883.71	0.00	0.00	8,170.33	2,042.58
200	07.19 08:15:00	0:15:00	31,714.35	7,928.59	0.00	0.00	7,990.83	1,997.71
200	07.19 08:30:00	0:15:00	32,556.35	8,139.09	0.00	0.00	7,148.82	1,787.21
200	07.19 08:45:00	0:15:00	33,493.21	8,373.30	0.00	0.00	6,211.96	1,552.99
200	07.19 09:00:00	0:15:00	34,263.27	8,565.82	0.00	0.00	5,441.91	1,360.48
200	07.19 09:15:00	0:15:00	34,708.42	8,677.10	0.00	0.00	4,996.76	1,249.19
200	07.19 09:30:00	0:15:00	34,905.60	8,726.40	118.76	29.69	4,680.82	1,170.21
200	07.19 09:45:00	0:15:00	34,921.78	8,730.45	231.29	57.82	4,552.10	1,138.03
200	07.19 10:00:00	0:15:00	34,921.78	8,730.45	318.18	79.55	4,465.21	1,116.30
200	07.19 10:15:00	0:15:00	34,921.78	8,730.45	400.34	100.09	4,383.06	1,095.76
200	07.19 10:30:00	0:15:00	34,921.78	8,730.45	459.09	114.77	4,324.30	1,081.08
200	07.19 10:45:00	0:15:00	34,915.06	8,728.77	518.10	129.53	4,272.02	1,068.00
200	07.19 11:00:00	0:15:00	34,458.21	8,614.55	555.20	138.80	4,691.77	1,172.94
200	07.19 11:15:00	0:15:00	33,890.07	8,472.52	601.75	150.44	5,213.36	1,303.34
200	07.19 11:30:00	0:15:00	33,331.38	8,332.85	582.58	145.65	5,791.21	1,447.80
200	07.19 11:45:00	0:15:00	32,757.52	8,189.38	413.04	103.26	6,534.62	1,633.66
200	07.19 12:00:00	0:15:00	32,203.07	8,050.77	230.54	57.64	7,271.56	1,817.89
200	07.19 12:15:00	0:15:00	31,613.76	7,903.44	42.82	10.71	8,048.59	2,012.15
200	07.19 12:30:00	0:15:00	31,055.58	7,763.90	0.00	0.00	8,649.59	2,162.40
200	07.19 12:45:00	0:15:00	30,447.85	7,611.96	0.00	0.00	9,257.32	2,314.33
200	07.19 13:00:00	0:15:00	30,041.04	7,510.26	0.00	0.00	9,664.13	2,416.03
200	07.19 13:15:00	0:15:00	30,637.07	7,659.27	0.00	0.00	9,068.11	2,267.03
200	07.19 13:30:00	0:15:00	31,317.99	7,829.50	0.00	0.00	8,387.18	2,096.80
200	07.19 13:45:00	0:15:00	31,982.98	7,995.75	0.00	0.00	7,722.19	1,930.55



# SCH CUM MAY2020 1450 OWENS E AND D FOR D 39 FT EXIST UPPER ONLY - P9 Skate Park

DayNum	Date+Time	Duration	ExSF	ExSFHr	NewSF	NewSFHr	SunnySF	SunnySFHr
200	07.19 14:00:00	0:15:00	32,685.81	8,171.45	0.00	0.00	7,019.36	1,754.84
200	07.19 14:15:00	0:15:00	33,396.12	8,349.03	0.00	0.00	6,309.06	1,577.27
200	07.19 14:30:00	0:15:00	34,123.10	8,530.77	0.00	0.00	5,582.08	1,395.52
200	07.19 14:45:00	0:15:00	34,873.73	8,718.43	0.00	0.00	4,831.44	1,207.86
200	07.19 15:00:00	0:15:00	35,635.32	8,908.83	0.00	0.00	4,069.86	1,017.46
200	07.19 15:15:00	0:15:00	36,465.13	9,116.28	0.00	0.00	3,240.05	810.01
200	07.19 15:30:00	0:15:00	37,287.96	9,321.99	0.00	0.00	2,417.22	604.30
200	07.19 15:45:00	0:15:00	37,976.60	9,494.15	0.00	0.00	1,728.57	432.14
200	07.19 16:00:00	0:15:00	38,414.04	9,603.51	0.00	0.00	1,291.14	322.79
200	07.19 16:15:00	0:15:00	38,545.74	9,636.43	0.00	0.00	1,159.44	289.86
200	07.19 16:30:00	0:15:00	38,546.24	9,636.56	0.00	0.00	1,158.94	289.74
200	07.19 16:45:00	0:15:00	38,492.96	9,623.24	0.00	0.00	1,212.22	303.05
200	07.19 17:00:00	0:15:00	38,238.02	9,559.50	0.00	0.00	1,467.16	366.79
200	07.19 17:15:00	0:15:00	37,739.83	9,434.96	0.00	0.00	1,965.34	491.34
200	07.19 17:30:00	0:15:00	36,977.75	9,244.44	0.00	0.00	2,727.43	681.86
200	07.19 17:45:00	0:15:00	36,098.40	9,024.60	0.00	0.00	3,606.78	901.69
200	07.19 18:00:00	0:15:00	36,180.56	9,045.14	0.00	0.00	3,524.62	881.16
200	07.19 18:15:00	0:15:00	35,897.48	8,974.37	0.00	0.00	3,807.69	951.92
200	07.19 18:30:00	0:15:00	36,907.54	9,226.89	0.00	0.00	2,797.64	699.41
200	07.19 18:45:00	0:15:00	38,417.77	9,604.44	0.00	0.00	1,287.41	321.85
200	07.19 19:00:00	0:15:00	39,009.07	9,752.27	0.00	0.00	696.11	174.03
200	07.19 19:15:00	0:15:00	38,639.60	9,659.90	0.00	0.00	1,065.58	266.39
200	07.19 19:30:00	0:07:48	35,699.80	4,640.97	0.00	0.00	4,005.37	520.70
207	07.26 07:07:12	0:03:36	31,528.12	1,891.69	0.00	0.00	8,177.06	490.62
207	07.26 07:15:00	0:11:24	31,529.61	5,990.63	0.00	0.00	8,175.56	1,553.36
207	07.26 07:30:00	0:15:00	31,530.11	7,882.53	0.00	0.00	8,175.06	2,043.77
207	07.26 07:45:00	0:15:00	31,533.85	7,883.46	0.00	0.00	8,171.33	2,042.83
207	07.26 08:00:00	0:15:00	31,537.08	7,884.27	0.00	0.00	8,168.09	2,042.02
207	07.26 08:15:00	0:15:00	31,601.81	7,900.45	0.00	0.00	8,103.36	2,025.84
207	07.26 08:30:00	0:15:00	32,307.39	8,076.85	0.00	0.00	7,397.79	1,849.45
207	07.26 08:45:00	0:15:00	33,301.76	8,325.44	0.00	0.00	6,403.42	1,600.85
207	07.26 09:00:00	0:15:00	34,121.11	8,530.28	0.00	0.00	5,584.07	1,396.02
207	07.26 09:15:00	0:15:00	34,645.68	8,661.42	110.79	27.70	4,948.71	1,237.18
207	07.26 09:30:00	0:15:00	34,883.69	8,720.92	233.53	58.38	4,587.95	1,146.99
207	07.26 09:45:00	0:15:00	34,921.78	8,730.45	342.58	85.64	4,440.82	1,110.20
207	07.26 10:00:00	0:15:00	34,921.78	8,730.45	425.73	106.43	4,357.66	1,089.42
207	07.26 10:15:00	0:15:00	34,924.02	8,731.01	502.91	125.73	4,278.24	1,069.56
207	07.26 10:30:00	0:15:00	34,930.00	8,732.50	552.21	138.05	4,222.97	1,055.74
207	07.26 10:45:00	0:15:00	34,926.26	8,731.57	608.47	152.12	4,170.44	1,042.61
207	07.26 11:00:00	0:15:00	34,509.49	8,627.37	646.57	161.64	4,549.12	1,137.28
207	07.26 11:15:00	0:15:00	33,925.17	8,481.29	695.36	173.84	5,084.64	1,271.16
207	07.26 11:30:00	0:15:00	33,358.02	8,339.51	673.21	168.30	5,673.95	1,418.49
207	07.26 11:45:00	0:15:00	32,772.70	8,193.18	469.55	117.39	6,462.92	1,615.73
207	07.26 12:00:00	0:15:00	32,209.79	8,052.45	258.18	64.55	7,237.21	1,809.30
207	07.26 12:15:00	0:15:00	31,609.78	7,902.45	41.58	10.39	8,053.82	2,013.45
207	07.26 12:30:00	0:15:00	31,042.39	7,760.60	0.00	0.00	8,662.79	2,165.70
207	07.26 12:45:00	0:15:00	30,424.70	7,606.18	0.00	0.00	9,280.48	2,320.12
207	07.26 13:00:00	0:15:00	30,064.20	7,516.05	0.00	0.00	9,640.98	2,410.25
207	07.26 13:15:00	0:15:00	30,725.20	7,681.30	0.00	0.00	8,979.97	2,244.99
207	07.26 13:30:00	0:15:00	31,387.95	7,846.99	0.00	0.00	8,317.22	2,079.31
207	07.26 13:45:00	0:15:00	32,082.82	8,020.70	0.00	0.00	7,622.36	1,905.59
207	07.26 14:00:00	0:15:00	32,771.96	8,192.99	0.00	0.00	6,933.22	1,733.31
207	07.26 14:15:00	0:15:00	33,498.19	8,374.55	0.00	0.00	6,206.98	1,551.75
207	07.26 14:30:00	0:15:00	34,243.85	8,560.96	0.00	0.00	5,461.33	1,365.33
207	07.26 14:45:00	0:15:00	34,993.98	8,748.50	0.00	0.00	4,711.19	1,177.80
207	07.26 15:00:00	0:15:00	35,788.93	8,947.23	0.00	0.00	3,916.24	979.06
207	07.26 15:15:00	0:15:00	36,633.18	9,158.29	0.00	0.00	3,072.00	768.00
207	07.26 15:30:00	0:15:00	37,460.00	9,365.00	0.00	0.00	2,245.18	561.30
207	07.26 15:45:00	0:15:00	38,102.08	9,525.52	0.00	0.00	1,603.10	400.77



# SCH CUM MAY2020 1450 OWENS E AND D FOR D 39 FT EXIST UPPER ONLY - P9 Skate Park

DayNum	Date+Time	Duration	ExSF	ExSFHr	NewSF	NewSFHr	SunnySF	SunnySFHr
207	07.26 16:00:00	0:15:00	38,486.24	9,621.56	0.00	0.00	1,218.94	304.74
207	07.26 16:15:00	0:15:00	38,546.24	9,636.56	0.00	0.00	1,158.94	289.74
207	07.26 16:30:00	0:15:00	38,546.24	9,636.56	0.00	0.00	1,158.94	289.74
207	07.26 16:45:00	0:15:00	38,449.64	9,612.41	0.00	0.00	1,255.54	313.88
207	07.26 17:00:00	0:15:00	38,140.17	9,535.04	0.00	0.00	1,565.00	391.25
207	07.26 17:15:00	0:15:00	37,557.59	9,389.40	0.00	0.00	2,147.59	536.90
207	07.26 17:30:00	0:15:00	36,729.03	9,182.26	0.00	0.00	2,976.15	744.04
207	07.26 17:45:00	0:15:00	36,255.50	9,063.87	0.00	0.00	3,449.68	862.42
207	07.26 18:00:00	0:15:00	36,183.54	9,045.89	0.00	0.00	3,521.63	880.41
207	07.26 18:15:00	0:15:00	36,113.83	9,028.46	0.00	0.00	3,591.34	897.84
207	07.26 18:30:00	0:15:00	37,461.24	9,365.31	0.00	0.00	2,243.94	560.98
207	07.26 18:45:00	0:15:00	39,338.95	9,834.74	0.00	0.00	366.23	91.56
207	07.26 19:00:00	0:15:00	39,327.00	9,831.75	0.00	0.00	378.18	94.55
207	07.26 19:15:00	0:12:36	38,829.31	8,154.16	0.00	0.00	875.86	183.93
207	07.26 19:25:12	0:05:24	35,601.71	3,204.15	0.00	0.00	4,103.47	369.31
214	08.02 07:12:36	0:01:12	31,529.37	630.59	0.00	0.00	8,175.81	163.52
214	08.02 07:15:00	0:09:00	31,529.37	4,729.41	0.00	0.00	8,175.81	1,226.37
214	08.02 07:30:00	0:15:00	31,531.85	7,882.96	0.00	0.00	8,173.32	2,043.33
214	08.02 07:45:00	0:15:00	31,536.09	7,884.02	0.00	0.00	8,169.09	2,042.27
214	08.02 08:00:00	0:15:00	31,541.56	7,885.39	0.00	0.00	8,163.61	2,040.90
214	08.02 08:15:00	0:15:00	31,553.27	7,888.32	0.00	0.00	8,151.91	2,037.98
214	08.02 08:30:00	0:15:00	32,101.24	8,025.31	0.00	0.00	7,603.93	1,900.98
214	08.02 08:45:00	0:15:00	33,102.58	8,275.65	0.00	0.00	6,602.59	1,650.65
214	08.02 09:00:00	0:15:00	33,968.74	8,492.19	115.52	28.88	5,620.92	1,405.23
214	08.02 09:15:00	0:15:00	34,573.98	8,643.49	265.40	66.35	4,865.80	1,216.45
214	08.02 09:30:00	0:15:00	34,856.30	8,714.08	381.17	95.29	4,467.70	1,116.93
214	08.02 09:45:00	0:15:00	34,922.78	8,730.69	484.49	121.12	4,297.91	1,074.48
214	08.02 10:00:00	0:15:00	34,937.22	8,734.30	547.23	136.81	4,220.73	1,055.18
214	08.02 10:15:00	0:15:00	34,946.68	8,736.67	612.21	153.05	4,146.29	1,036.57
214	08.02 10:30:00	0:15:00	34,945.93	8,736.48	663.50	165.87	4,095.75	1,023.94
214	08.02 10:45:00	0:15:00	34,938.21	8,734.55	722.00	180.50	4,044.96	1,011.24
214	08.02 11:00:00	0:15:00	34,542.86	8,635.71	760.34	190.09	4,401.98	1,100.49
214	08.02 11:15:00	0:15:00	33,944.59	8,486.15	811.13	202.78	4,949.45	1,237.36
214	08.02 11:30:00	0:15:00	33,364.25	8,341.06	774.29	193.57	5,566.64	1,391.66
214	08.02 11:45:00	0:15:00	32,766.23	8,191.56	529.05	132.26	6,409.89	1,602.47
214	08.02 12:00:00	0:15:00	32,190.37	8,047.59	278.35	69.59	7,236.46	1,809.12
214	08.02 12:15:00	0:15:00	31,581.15	7,895.29	35.85	8.96	8,088.17	2,022.04
214	08.02 12:30:00	0:15:00	30,998.82	7,749.70	0.00	0.00	8,706.36	2,176.59
214	08.02 12:45:00	0:15:00	30,368.93	7,592.23	0.00	0.00	9,336.24	2,334.06
214	08.02 13:00:00	0:15:00	30,126.69	7,531.67	0.00	0.00	9,578.49	2,394.62
214	08.02 13:15:00	0:15:00	30,785.95	7,696.49	0.00	0.00	8,919.22	2,229.81
214	08.02 13:30:00	0:15:00	31,472.60	7,868.15	0.00	0.00	8,232.58	2,058.14
214	08.02 13:45:00	0:15:00	32,194.85	8,048.71	0.00	0.00	7,510.32	1,877.58
214	08.02 14:00:00	0:15:00	32,911.13	8,227.78	0.00	0.00	6,794.05	1,698.51
214	08.02 14:15:00	0:15:00	33,649.81	8,412.45	0.00	0.00	6,055.36	1,513.84
214	08.02 14:30:00	0:15:00	34,414.64	8,603.66	0.00	0.00	5,290.54	1,322.63
214	08.02 14:45:00	0:15:00	35,214.32	8,803.58	0.00	0.00	4,490.86	1,122.71
214	08.02 15:00:00	0:15:00	36,009.27	9,002.32	0.00	0.00	3,695.91	923.98
214	08.02 15:15:00	0:15:00	36,873.18	9,218.30	0.00	0.00	2,831.99	708.00
214	08.02 15:30:00	0:15:00	37,676.85	9,419.21	0.00	0.00	2,028.33	507.08
214	08.02 15:45:00	0:15:00	38,255.69	9,563.92	0.00	0.00	1,449.48	362.37
214	08.02 16:00:00	0:15:00	38,525.07	9,631.27	0.00	0.00	1,180.10	295.03
214	08.02 16:15:00	0:15:00	38,546.24	9,636.56	0.00	0.00	1,158.94	289.74
214	08.02 16:30:00	0:15:00	38,544.49	9,636.12	0.00	0.00	1,160.68	290.17
214	08.02 16:45:00	0:15:00	38,370.72	9,592.68	0.00	0.00	1,334.46	333.62
214	08.02 17:00:00	0:15:00	37,970.13	9,492.53	0.00	0.00	1,735.05	433.76
214	08.02 17:15:00	0:15:00	37,276.51	9,319.13	0.00	0.00	2,428.67	607.17
214	08.02 17:30:00	0:15:00	36,392.93	9,098.23	0.00	0.00	3,312.25	828.06
214	08.02 17:45:00	0:15:00	36,359.56	9,089.89	0.00	0.00	3,345.61	836.40



# SCH CUM MAY2020 1450 OWENS E AND D FOR D 39 FT EXIST UPPER ONLY - P9 Skate Park

DayNum	Date+Time	Duration	ExSF	ExSFHr	NewSF	NewSFHr	SunnySF	SunnySFHr
214	08.02 18:00:00	0:15:00	35,975.91	8,993.98	0.00	0.00	3,729.27	932.32
214	08.02 18:15:00	0:15:00	36,625.46	9,156.37	0.00	0.00	3,079.72	769.93
214	08.02 18:30:00	0:15:00	38,249.97	9,562.49	0.00	0.00	1,455.21	363.80
214	08.02 18:45:00	0:15:00	39,705.18	9,926.29	0.00	0.00	0.00	0.00
214	08.02 19:00:00	0:15:00	39,585.92	9,896.48	0.00	0.00	119.26	29.81
214	08.02 19:15:00	0:09:00	37,799.09	5,669.86	0.00	0.00	1,906.09	285.91
214	08.02 19:18:36	0:01:48	36,364.79	1,090.94	0.00	0.00	3,340.38	100.21
221	08.09 07:19:12	0:05:24	31,532.85	2,837.96	0.00	0.00	8,172.33	735.51
221	08.09 07:30:00	0:12:36	31,535.59	6,622.47	0.00	0.00	8,169.59	1,715.61
221	08.09 07:45:00	0:15:00	31,541.56	7,885.39	0.00	0.00	8,163.61	2,040.90
221	08.09 08:00:00	0:15:00	31,547.79	7,886.95	0.00	0.00	8,157.39	2,039.35
221	08.09 08:15:00	0:15:00	31,553.76	7,888.44	0.00	0.00	8,151.41	2,037.85
221	08.09 08:30:00	0:15:00	31,915.51	7,978.88	0.00	0.00	7,789.66	1,947.42
221	08.09 08:45:00	0:15:00	32,891.46	8,222.87	194.94	48.74	6,618.77	1,654.69
221	08.09 09:00:00	0:15:00	33,806.66	8,451.67	332.37	83.09	5,566.14	1,391.54
221	08.09 09:15:00	0:15:00	34,490.82	8,622.71	456.85	114.21	4,757.50	1,189.38
221	08.09 09:30:00	0:15:00	34,841.86	8,710.47	541.00	135.25	4,322.31	1,080.58
221	08.09 09:45:00	0:15:00	34,968.34	8,742.09	612.46	153.11	4,124.38	1,031.10
221	08.09 10:00:00	0:15:00	34,974.56	8,743.64	675.70	168.92	4,054.92	1,013.73
221	08.09 10:15:00	0:15:00	34,974.31	8,743.58	744.41	186.10	3,986.45	996.61
221	08.09 10:30:00	0:15:00	34,966.10	8,741.52	796.69	199.17	3,942.38	985.60
221	08.09 10:45:00	0:15:00	34,952.41	8,738.10	856.69	214.17	3,896.08	974.02
221	08.09 11:00:00	0:15:00	34,566.76	8,641.69	897.03	224.26	4,241.39	1,060.35
221	08.09 11:15:00	0:15:00	33,949.32	8,487.33	949.56	237.39	4,806.30	1,201.57
221	08.09 11:30:00	0:15:00	33,353.79	8,338.45	885.08	221.27	5,466.31	1,366.58
221	08.09 11:45:00	0:15:00	32,742.58	8,185.65	587.06	146.77	6,375.53	1,593.88
221	08.09 12:00:00	0:15:00	32,151.28	8,037.82	290.54	72.64	7,263.35	1,815.84
221	08.09 12:15:00	0:15:00	31,527.62	7,881.91	22.66	5.66	8,154.90	2,038.72
221	08.09 12:30:00	0:15:00	30,928.11	7,732.03	0.00	0.00	8,777.06	2,194.27
221	08.09 12:45:00	0:15:00	30,289.51	7,572.38	0.00	0.00	9,415.66	2,353.92
221	08.09 13:00:00	0:15:00	30,227.27	7,556.82	0.00	0.00	9,477.91	2,369.48
221	08.09 13:15:00	0:15:00	30,944.54	7,736.14	0.00	0.00	8,760.63	2,190.16
221	08.09 13:30:00	0:15:00	31,614.76	7,903.69	0.00	0.00	8,090.42	2,022.60
221	08.09 13:45:00	0:15:00	32,352.70	8,088.17	0.00	0.00	7,352.48	1,838.12
221	08.09 14:00:00	0:15:00	33,101.09	8,275.27	0.00	0.00	6,604.09	1,651.02
221	08.09 14:15:00	0:15:00	33,875.63	8,468.91	0.00	0.00	5,829.55	1,457.39
221	08.09 14:30:00	0:15:00	34,639.45	8,659.86	0.00	0.00	5,065.72	1,266.43
221	08.09 14:45:00	0:15:00	35,449.09	8,862.27	0.00	0.00	4,256.08	1,064.02
221	08.09 15:00:00	0:15:00	36,292.34	9,073.09	0.00	0.00	3,412.83	853.21
221	08.09 15:15:00	0:15:00	37,191.61	9,297.90	0.00	0.00	2,513.57	628.39
221	08.09 15:30:00	0:15:00	37,931.79	9,482.95	0.00	0.00	1,773.39	443.35
221	08.09 15:45:00	0:15:00	38,413.79	9,603.45	0.00	0.00	1,291.39	322.85
221	08.09 16:00:00	0:15:00	38,545.49	9,636.37	0.00	0.00	1,159.69	289.92
221	08.09 16:15:00	0:15:00	38,546.24	9,636.56	0.00	0.00	1,158.94	289.74
221	08.09 16:30:00	0:15:00	38,505.41	9,626.35	0.00	0.00	1,199.77	299.94
221	08.09 16:45:00	0:15:00	38,244.74	9,561.18	0.00	0.00	1,460.44	365.11
221	08.09 17:00:00	0:15:00	37,714.44	9,428.61	0.00	0.00	1,990.74	497.68
221	08.09 17:15:00	0:15:00	36,903.56	9,225.89	0.00	0.00	2,801.62	700.41
221	08.09 17:30:00	0:15:00	35,999.56	8,999.89	0.00	0.00	3,705.62	926.40
221	08.09 17:45:00	0:15:00	36,105.87	9,026.47	0.00	0.00	3,599.31	899.83
221	08.09 18:00:00	0:15:00	36,130.02	9,032.50	0.00	0.00	3,575.16	893.79
221	08.09 18:15:00	0:15:00	37,431.61	9,357.90	0.00	0.00	2,273.56	568.39
221	08.09 18:30:00	0:15:00	39,361.85	9,840.46	0.00	0.00	343.33	85.83
221	08.09 18:45:00	0:20:24	39,705.18	13,499.76	0.00	0.00	0.00	0.00
221	08.09 19:10:48	0:12:36	37,330.28	7,839.36	0.00	0.00	2,374.89	498.73
228	08.16 07:25:12	0:02:24	31,537.83	1,261.51	0.00	0.00	8,167.35	326.69
228	08.16 07:30:00	0:10:12	31,540.32	5,361.85	0.00	0.00	8,164.86	1,388.03
228	08.16 07:45:00	0:15:00	31,547.79	7,886.95	0.00	0.00	8,157.39	2,039.35
228	08.16 08:00:00	0:15:00	31,554.01	7,888.50	0.00	0.00	8,151.16	2,037.79





# SCH CUM MAY2020 1450 OWENS E AND D FOR D 39 FT EXIST UPPER ONLY - P9 Skate Park

DayNum	Date+Time	Duration	ExSF	ExSFHr	NewSF	NewSFHr	SunnySF	SunnySFHr
228	08.16 08:15:00	0:15:00	31,559.74	7,889.94	0.00	0.00	8,145.44	2,036.36
228	08.16 08:30:00	0:15:00	31,752.44	7,938.11	349.80	87.45	7,602.94	1,900.74
228	08.16 08:45:00	0:15:00	32,662.16	8,165.54	550.47	137.62	6,492.55	1,623.14
228	08.16 09:00:00	0:15:00	33,658.53	8,414.63	590.80	147.70	5,455.85	1,363.96
228	08.16 09:15:00	0:15:00	34,452.48	8,613.12	628.14	157.04	4,624.55	1,156.14
228	08.16 09:30:00	0:15:00	34,866.01	8,716.50	689.89	172.47	4,149.28	1,037.32
228	08.16 09:45:00	0:15:00	35,027.84	8,756.96	756.86	189.22	3,920.48	980.12
228	08.16 10:00:00	0:15:00	35,019.38	8,754.84	824.08	206.02	3,861.72	965.43
228	08.16 10:15:00	0:15:00	35,007.92	8,751.98	897.03	224.26	3,800.22	950.06
228	08.16 10:30:00	0:15:00	34,990.00	8,747.50	950.06	237.51	3,765.12	941.28
228	08.16 10:45:00	0:15:00	34,968.09	8,742.02	1,013.79	253.45	3,723.29	930.82
228	08.16 11:00:00	0:15:00	34,585.93	8,646.48	1,055.37	263.84	4,063.88	1,015.97
228	08.16 11:15:00	0:15:00	33,944.84	8,486.21	1,109.40	277.35	4,650.94	1,162.74
228	08.16 11:30:00	0:15:00	33,331.88	8,332.97	999.60	249.90	5,373.69	1,343.42
228	08.16 11:45:00	0:15:00	32,701.75	8,175.44	636.11	159.03	6,367.32	1,591.83
228	08.16 12:00:00	0:15:00	32,096.26	8,024.07	288.05	72.01	7,320.86	1,830.22
228	08.16 12:15:00	0:15:00	31,454.43	7,863.61	9.71	2.43	8,241.04	2,060.26
228	08.16 12:30:00	0:15:00	30,836.24	7,709.06	0.00	0.00	8,868.93	2,217.23
228	08.16 12:45:00	0:15:00	30,197.39	7,549.35	0.00	0.00	9,507.78	2,376.95
228	08.16 13:00:00	0:15:00	30,368.68	7,592.17	0.00	0.00	9,336.49	2,334.12
228	08.16 13:15:00	0:15:00	31,098.65	7,774.66	0.00	0.00	8,606.52	2,151.63
228	08.16 13:30:00	0:15:00	31,823.64	7,955.91	0.00	0.00	7,881.53	1,970.38
228	08.16 13:45:00	0:15:00	32,575.02	8,143.76	0.00	0.00	7,130.15	1,782.54
228	08.16 14:00:00	0:15:00	33,343.33	8,335.83	0.00	0.00	6,361.84	1,590.46
228	08.16 14:15:00	0:15:00	34,121.11	8,530.28	0.00	0.00	5,584.07	1,396.02
228	08.16 14:30:00	0:15:00	34,918.79	8,729.70	0.00	0.00	4,786.38	1,196.60
228	08.16 14:45:00	0:15:00	35,760.80	8,940.20	0.00	0.00	3,944.38	986.09
228	08.16 15:00:00	0:15:00	36,639.15	9,159.79	0.00	0.00	3,066.02	766.51
228	08.16 15:15:00	0:15:00	37,547.38	9,386.85	0.00	0.00	2,157.79	539.45
228	08.16 15:30:00	0:15:00	38,174.03	9,543.51	0.00	0.00	1,531.14	382.79
228	08.16 15:45:00	0:15:00	38,512.63	9,628.16	0.00	0.00	1,192.55	298.14
228	08.16 16:00:00	0:15:00	38,546.24	9,636.56	0.00	0.00	1,158.94	289.74
228	08.16 16:15:00	0:15:00	38,546.24	9,636.56	0.00	0.00	1,158.94	289.74
228	08.16 16:30:00	0:15:00	38,416.77	9,604.19	0.00	0.00	1,288.40	322.10
228	08.16 16:45:00	0:15:00	38,034.11	9,508.53	0.00	0.00	1,671.06	417.77
228	08.16 17:00:00	0:15:00	37,338.75	9,334.69	0.00	0.00	2,366.43	591.61
228	08.16 17:15:00	0:15:00	36,435.00	9,108.75	0.00	0.00	3,270.18	817.54
228	08.16 17:30:00	0:15:00	35,679.89	8,919.97	0.00	0.00	4,025.29	1,006.32
228	08.16 17:45:00	0:15:00	35,949.76	8,987.44	0.00	0.00	3,755.41	938.85
228	08.16 18:00:00	0:15:00	36,812.18	9,203.05	0.00	0.00	2,892.99	723.25
228	08.16 18:15:00	0:15:00	38,529.06	9,632.26	0.00	0.00	1,176.12	294.03
228	08.16 18:30:00	0:15:00	39,705.18	9,926.29	0.00	0.00	0.00	0.00
228	08.16 18:45:00	0:16:12	39,705.18	10,720.40	0.00	0.00	0.00	0.00
228	08.16 19:02:23	0:08:24	38,036.35	5,325.09	0.00	0.00	1,668.82	233.64
235	08.23 07:31:48	0:06:36	31,547.79	3,470.26	0.00	0.00	8,157.39	897.31
235	08.23 07:45:00	0:13:48	31,553.76	7,257.37	0.00	0.00	8,151.41	1,874.83
235	08.23 08:00:00	0:15:00	31,559.74	7,889.94	0.00	0.00	8,145.44	2,036.36
235	08.23 08:15:00	0:15:00	31,565.71	7,891.43	486.48	121.62	7,652.98	1,913.25
235	08.23 08:30:00	0:15:00	31,664.30	7,916.08	867.65	216.91	7,173.22	1,793.31
235	08.23 08:45:00	0:15:00	32,509.30	8,127.32	860.68	215.17	6,335.20	1,583.80
235	08.23 09:00:00	0:15:00	33,584.33	8,396.08	814.87	203.72	5,305.97	1,326.49
235	08.23 09:15:00	0:15:00	34,435.05	8,608.76	814.37	203.59	4,455.75	1,113.94
235	08.23 09:30:00	0:15:00	34,907.59	8,726.90	864.41	216.10	3,933.17	983.29
235	08.23 09:45:00	0:15:00	35,095.06	8,773.77	924.41	231.10	3,685.70	921.43
235	08.23 10:00:00	0:15:00	35,072.66	8,768.16	995.87	248.97	3,636.65	909.16
235	08.23 10:15:00	0:15:00	35,046.51	8,761.63	1,072.30	268.08	3,586.36	896.59
235	08.23 10:30:00	0:15:00	35,016.14	8,754.04	1,129.81	282.45	3,559.23	889.81
235	08.23 10:45:00	0:15:00	34,984.52	8,746.13	1,194.29	298.57	3,526.36	881.59
235	08.23 11:00:00	0:15:00	34,577.96	8,644.49	1,237.36	309.34	3,889.85	972.46



# SCH CUM MAY2020 1450 OWENS E AND D FOR D 39 FT EXIST UPPER ONLY - P9 Skate Park

DayNum	Date+Time	Duration	ExSF	ExSFHr	NewSF	NewSFHr	SunnySF	SunnySFHr
235	08.23 11:15:00	0:15:00	33,910.48	8,477.62	1,293.88	323.47	4,500.82	1,125.20
235	08.23 11:30:00	0:15:00	33,280.10	8,320.02	1,101.18	275.30	5,323.90	1,330.98
235	08.23 11:45:00	0:15:00	32,634.53	8,158.63	670.97	167.74	6,399.68	1,599.92
235	08.23 12:00:00	0:15:00	32,006.14	8,001.53	256.68	64.17	7,442.36	1,860.59
235	08.23 12:15:00	0:15:00	31,346.62	7,836.66	0.50	0.12	8,358.05	2,089.51
235	08.23 12:30:00	0:15:00	30,705.78	7,676.45	0.00	0.00	8,999.39	2,249.85
235	08.23 12:45:00	0:15:00	30,098.55	7,524.64	0.00	0.00	9,606.62	2,401.66
235	08.23 13:00:00	0:15:00	30,534.99	7,633.75	0.00	0.00	9,170.18	2,292.55
235	08.23 13:15:00	0:15:00	31,328.70	7,832.17	0.00	0.00	8,376.48	2,094.12
235	08.23 13:30:00	0:15:00	32,075.85	8,018.96	0.00	0.00	7,629.33	1,907.33
235	08.23 13:45:00	0:15:00	32,828.22	8,207.06	0.00	0.00	6,876.95	1,719.24
235	08.23 14:00:00	0:15:00	33,622.68	8,405.67	0.00	0.00	6,082.50	1,520.63
235	08.23 14:15:00	0:15:00	34,457.71	8,614.43	0.00	0.00	5,247.47	1,311.87
235	08.23 14:30:00	0:15:00	35,267.85	8,816.96	0.00	0.00	4,437.33	1,109.33
235	08.23 14:45:00	0:15:00	36,158.40	9,039.60	0.00	0.00	3,546.78	886.69
235	08.23 15:00:00	0:15:00	37,071.61	9,267.90	0.00	0.00	2,633.57	658.39
235	08.23 15:15:00	0:15:00	37,902.16	9,475.54	0.00	0.00	1,803.02	450.75
235	08.23 15:30:00	0:15:00	38,406.82	9,601.70	0.00	0.00	1,298.36	324.59
235	08.23 15:45:00	0:15:00	38,545.74	9,636.43	0.00	0.00	1,159.44	289.86
235	08.23 16:00:00	0:15:00	38,546.24	9,636.56	0.00	0.00	1,158.94	289.74
235	08.23 16:15:00	0:15:00	38,514.87	9,628.72	0.00	0.00	1,190.31	297.58
235	08.23 16:30:00	0:15:00	38,255.19	9,563.80	0.00	0.00	1,449.98	362.50
235	08.23 16:45:00	0:15:00	37,685.06	9,421.27	0.00	0.00	2,020.11	505.03
235	08.23 17:00:00	0:15:00	36,851.77	9,212.94	0.00	0.00	2,853.41	713.35
235	08.23 17:15:00	0:15:00	35,837.48	8,959.37	0.00	0.00	3,867.69	966.92
235	08.23 17:30:00	0:15:00	35,447.35	8,861.84	0.00	0.00	4,257.83	1,064.46
235	08.23 17:45:00	0:15:00	36,418.07	9,104.52	0.00	0.00	3,287.10	821.78
235	08.23 18:00:00	0:15:00	37,927.06	9,481.76	0.00	0.00	1,778.12	444.53
235	08.23 18:15:00	0:15:00	39,705.18	9,926.29	0.00	0.00	0.00	0.00
235	08.23 18:30:00	0:15:00	39,705.18	9,926.29	0.00	0.00	0.00	0.00
235	08.23 18:45:00	0:11:24	39,621.52	7,528.09	0.00	0.00	83.65	15.89
235	08.23 18:52:48	0:03:36	38,811.63	2,328.70	0.00	0.00	893.54	53.61
242	08.30 07:37:48	0:03:36	31,557.50	1,893.45	0.00	0.00	8,147.68	488.86
242	08.30 07:45:00	0:11:24	31,559.74	5,996.35	1.74	0.33	8,143.69	1,547.30
242	08.30 08:00:00	0:15:00	31,591.11	7,897.78	484.99	121.25	7,629.08	1,907.27
242	08.30 08:15:00	0:15:00	31,744.22	7,936.06	784.99	196.25	7,175.96	1,793.99
242	08.30 08:30:00	0:15:00	31,772.61	7,943.15	1,214.96	303.74	6,717.61	1,679.40
242	08.30 08:45:00	0:15:00	32,417.18	8,104.30	1,284.92	321.23	6,003.08	1,500.77
242	08.30 09:00:00	0:15:00	33,522.84	8,380.71	1,151.72	287.93	5,030.62	1,257.65
242	08.30 09:15:00	0:15:00	34,421.36	8,605.34	1,046.41	261.60	4,237.41	1,059.35
242	08.30 09:30:00	0:15:00	34,955.64	8,738.91	1,063.59	265.90	3,685.95	921.49
242	08.30 09:45:00	0:15:00	35,170.75	8,792.69	1,111.88	277.97	3,422.54	855.64
242	08.30 10:00:00	0:15:00	35,133.65	8,783.41	1,188.82	297.20	3,382.71	845.68
242	08.30 10:15:00	0:15:00	35,091.08	8,772.77	1,270.23	317.56	3,343.87	835.97
242	08.30 10:30:00	0:15:00	35,045.02	8,761.26	1,332.72	333.18	3,327.44	831.86
242	08.30 10:45:00	0:15:00	35,000.21	8,750.05	1,399.69	349.92	3,305.28	826.32
242	08.30 11:00:00	0:15:00	34,559.54	8,639.88	1,443.76	360.94	3,701.88	925.47
242	08.30 11:15:00	0:15:00	33,866.16	8,466.54	1,501.27	375.32	4,337.74	1,084.44
242	08.30 11:30:00	0:15:00	33,216.36	8,304.09	1,192.05	298.01	5,296.76	1,324.19
242	08.30 11:45:00	0:15:00	32,549.38	8,137.35	679.93	169.98	6,475.87	1,618.97
242	08.30 12:00:00	0:15:00	31,899.08	7,974.77	194.44	48.61	7,611.65	1,902.91
242	08.30 12:15:00	0:15:00	31,215.92	7,803.98	1.00	0.25	8,488.26	2,122.07
242	08.30 12:30:00	0:15:00	30,551.18	7,637.79	0.00	0.00	9,154.00	2,288.50
242	08.30 12:45:00	0:15:00	30,186.44	7,546.61	0.00	0.00	9,518.74	2,379.68
242	08.30 13:00:00	0:15:00	30,770.76	7,692.69	0.00	0.00	8,934.41	2,233.60
242	08.30 13:15:00	0:15:00	31,560.98	7,890.25	0.00	0.00	8,144.19	2,036.05
242	08.30 13:30:00	0:15:00	32,332.78	8,083.20	0.00	0.00	7,372.40	1,843.10
242	08.30 13:45:00	0:15:00	33,161.34	8,290.34	0.00	0.00	6,543.84	1,635.96
242	08.30 14:00:00	0:15:00	33,963.26	8,490.82	0.00	0.00	5,741.91	1,435.48



# SCH CUM MAY2020 1450 OWENS E AND D FOR D 39 FT EXIST UPPER ONLY - P9 Skate Park

DayNum	Date+Time	Duration	ExSF	ExSFHr	NewSF	NewSFHr	SunnySF	SunnySFHr
242	08.30 14:15:00	0:15:00	34,807.76	8,701.94	0.00	0.00	4,897.42	1,224.36
242	08.30 14:30:00	0:15:00	35,679.89	8,919.97	0.00	0.00	4,025.29	1,006.32
242	08.30 14:45:00	0:15:00	36,608.28	9,152.07	0.00	0.00	3,096.89	774.22
242	08.30 15:00:00	0:15:00	37,545.64	9,386.41	0.00	0.00	2,159.54	539.88
242	08.30 15:15:00	0:15:00	38,206.65	9,551.66	0.00	0.00	1,498.53	374.63
242	08.30 15:30:00	0:15:00	38,522.09	9,630.52	0.00	0.00	1,183.09	295.77
242	08.30 15:45:00	0:15:00	38,546.24	9,636.56	0.00	0.00	1,158.94	289.74
242	08.30 16:00:00	0:15:00	38,546.24	9,636.56	0.00	0.00	1,158.94	289.74
242	08.30 16:15:00	0:15:00	38,401.09	9,600.27	0.00	0.00	1,304.09	326.02
242	08.30 16:30:00	0:15:00	37,964.65	9,491.16	0.00	0.00	1,740.53	435.13
242	08.30 16:45:00	0:15:00	37,197.34	9,299.33	0.00	0.00	2,507.84	626.96
242	08.30 17:00:00	0:15:00	36,253.50	9,063.38	0.00	0.00	3,451.67	862.92
242	08.30 17:15:00	0:15:00	35,276.56	8,819.14	0.00	0.00	4,428.62	1,107.15
242	08.30 17:30:00	0:15:00	35,686.11	8,921.53	0.00	0.00	4,019.07	1,004.77
242	08.30 17:45:00	0:15:00	37,434.10	9,358.53	0.00	0.00	2,271.07	567.77
242	08.30 18:00:00	0:15:00	39,366.58	9,841.65	0.00	0.00	338.59	84.65
242	08.30 18:15:00	0:15:00	39,705.18	9,926.29	0.00	0.00	0.00	0.00
242	08.30 18:30:00	0:13:48	39,705.18	9,132.19	0.00	0.00	0.00	0.00
242	08.30 18:42:36	0:06:36	39,703.43	4,367.38	0.00	0.00	1.74	0.19
249	09.06 07:44:24	0:07:48	31,771.86	4,130.34	239.76	31.17	7,693.56	1,000.16
249	09.06 08:00:00	0:15:00	31,943.89	7,985.97	615.20	153.80	7,146.09	1,786.52
249	09.06 08:15:00	0:15:00	32,059.17	8,014.79	1,148.98	287.25	6,497.03	1,624.26
249	09.06 08:30:00	0:15:00	31,985.22	7,996.31	1,781.11	445.28	5,938.85	1,484.71
249	09.06 08:45:00	0:15:00	32,380.08	8,095.02	1,889.66	472.41	5,435.44	1,358.86
249	09.06 09:00:00	0:15:00	33,459.10	8,364.78	1,583.43	395.86	4,662.64	1,165.66
249	09.06 09:15:00	0:15:00	34,416.38	8,604.10	1,340.44	335.11	3,948.36	987.09
249	09.06 09:30:00	0:15:00	35,009.67	8,752.42	1,286.91	321.73	3,408.60	852.15
249	09.06 09:45:00	0:15:00	35,254.40	8,813.60	1,319.27	329.82	3,131.50	782.88
249	09.06 10:00:00	0:15:00	35,203.36	8,800.84	1,404.42	351.11	3,097.39	774.35
249	09.06 10:15:00	0:15:00	35,140.13	8,785.03	1,492.31	373.08	3,072.74	768.19
249	09.06 10:30:00	0:15:00	35,076.64	8,769.16	1,555.05	388.76	3,073.49	768.37
249	09.06 10:45:00	0:15:00	35,016.64	8,754.16	1,627.49	406.87	3,061.04	765.26
249	09.06 11:00:00	0:15:00	34,528.91	8,632.23	1,671.81	417.95	3,504.45	876.11
249	09.06 11:15:00	0:15:00	33,807.66	8,451.91	1,723.35	430.84	4,174.17	1,043.54
249	09.06 11:30:00	0:15:00	33,137.69	8,284.42	1,266.00	316.50	5,301.49	1,325.37
249	09.06 11:45:00	0:15:00	32,446.81	8,111.70	657.27	164.32	6,601.10	1,650.27
249	09.06 12:00:00	0:15:00	31,771.86	7,942.96	122.99	30.75	7,810.33	1,952.58
249	09.06 12:15:00	0:15:00	31,062.55	7,765.64	0.75	0.19	8,641.88	2,160.47
249	09.06 12:30:00	0:15:00	30,387.11	7,596.78	0.00	0.00	9,318.07	2,329.52
249	09.06 12:45:00	0:15:00	30,286.52	7,571.63	0.00	0.00	9,418.65	2,354.66
249	09.06 13:00:00	0:15:00	31,033.42	7,758.36	0.00	0.00	8,671.75	2,167.94
249	09.06 13:15:00	0:15:00	31,846.55	7,961.64	0.00	0.00	7,858.63	1,964.66
249	09.06 13:30:00	0:15:00	32,662.66	8,165.67	0.00	0.00	7,042.52	1,760.63
249	09.06 13:45:00	0:15:00	33,494.21	8,373.55	0.00	0.00	6,210.97	1,552.74
249	09.06 14:00:00	0:15:00	34,337.71	8,584.43	0.00	0.00	5,367.47	1,341.87
249	09.06 14:15:00	0:15:00	35,221.79	8,805.45	0.00	0.00	4,483.39	1,120.85
249	09.06 14:30:00	0:15:00	36,150.93	9,037.73	0.00	0.00	3,554.25	888.56
249	09.06 14:45:00	0:15:00	37,123.64	9,280.91	0.00	0.00	2,581.53	645.38
249	09.06 15:00:00	0:15:00	37,950.21	9,487.55	0.00	0.00	1,754.97	438.74
249	09.06 15:15:00	0:15:00	38,458.85	9,614.71	0.00	0.00	1,246.33	311.58
249	09.06 15:30:00	0:15:00	38,546.24	9,636.56	0.00	0.00	1,158.94	289.74
249	09.06 15:45:00	0:15:00	38,546.24	9,636.56	0.00	0.00	1,158.94	289.74
249	09.06 16:00:00	0:15:00	38,498.93	9,624.73	0.00	0.00	1,206.24	301.56
249	09.06 16:15:00	0:15:00	38,184.74	9,546.18	0.00	0.00	1,520.44	380.11
249	09.06 16:30:00	0:15:00	37,516.26	9,379.07	0.00	0.00	2,188.91	547.23
249	09.06 16:45:00	0:15:00	36,612.02	9,153.00	0.00	0.00	3,093.16	773.29
249	09.06 17:00:00	0:15:00	35,569.10	8,892.27	0.00	0.00	4,136.08	1,034.02
249	09.06 17:15:00	0:15:00	35,023.11	8,755.78	0.00	0.00	4,682.06	1,170.52
249	09.06 17:30:00	0:15:00	36,746.96	9,186.74	0.00	0.00	2,958.22	739.56



# SCH CUM MAY2020 1450 OWENS E AND D FOR D 39 FT EXIST UPPER ONLY - P9 Skate Park

DayNum	Date+Time	Duration	ExSF	ExSFHr	NewSF	NewSFHr	SunnySF	SunnySFHr
249	09.06 17:45:00	0:15:00	38,861.68	9,715.42	0.00	0.00	843.50	210.88
249	09.06 18:00:00	0:15:00	39,705.18	9,926.29	0.00	0.00	0.00	0.00
249	09.06 18:15:00	0:16:12	39,705.18	10,720.40	0.00	0.00	0.00	0.00
249	09.06 18:31:48	0:08:24	39,705.18	5,558.72	0.00	0.00	0.00	0.00
256	09.13 07:50:24	0:04:48	32,824.74	2,625.98	20.91	1.67	6,859.53	548.76
256	09.13 08:00:00	0:12:36	33,446.90	7,023.85	64.23	13.49	6,194.04	1,300.75
256	09.13 08:15:00	0:15:00	33,175.03	8,293.76	826.82	206.70	5,703.32	1,425.83
256	09.13 08:30:00	0:15:00	32,314.61	8,078.65	2,336.55	584.14	5,054.02	1,263.51
256	09.13 08:45:00	0:15:00	32,379.83	8,094.96	2,661.45	665.36	4,663.89	1,165.97
256	09.13 09:00:00	0:15:00	33,415.54	8,353.88	2,130.41	532.60	4,159.23	1,039.81
256	09.13 09:15:00	0:15:00	34,420.36	8,605.09	1,712.64	428.16	3,572.17	893.04
256	09.13 09:30:00	0:15:00	35,070.17	8,767.54	1,536.37	384.09	3,098.64	774.66
256	09.13 09:45:00	0:15:00	35,344.78	8,836.19	1,549.82	387.45	2,810.58	702.65
256	09.13 10:00:00	0:15:00	35,282.53	8,820.63	1,640.19	410.05	2,782.45	695.61
256	09.13 10:15:00	0:15:00	35,192.66	8,798.16	1,737.54	434.38	2,774.98	693.75
256	09.13 10:30:00	0:15:00	35,110.25	8,777.56	1,800.53	450.13	2,794.40	698.60
256	09.13 10:45:00	0:15:00	35,032.82	8,758.21	1,879.45	469.86	2,792.91	698.23
256	09.13 11:00:00	0:15:00	34,491.57	8,622.89	1,925.26	481.31	3,288.35	822.09
256	09.13 11:15:00	0:15:00	33,737.45	8,434.36	1,930.74	482.68	4,036.99	1,009.25
256	09.13 11:30:00	0:15:00	33,043.33	8,260.83	1,309.32	327.33	5,352.53	1,338.13
256	09.13 11:45:00	0:15:00	32,327.55	8,081.89	592.29	148.07	6,785.33	1,696.33
256	09.13 12:00:00	0:15:00	31,623.97	7,905.99	59.25	14.81	8,021.95	2,005.49
256	09.13 12:15:00	0:15:00	30,887.28	7,721.82	0.00	0.00	8,817.90	2,204.47
256	09.13 12:30:00	0:15:00	30,238.22	7,559.56	0.00	0.00	9,466.95	2,366.74
256	09.13 12:45:00	0:15:00	30,494.16	7,623.54	0.00	0.00	9,211.01	2,302.75
256	09.13 13:00:00	0:15:00	31,347.62	7,836.91	0.00	0.00	8,357.56	2,089.39
256	09.13 13:15:00	0:15:00	32,164.73	8,041.18	0.00	0.00	7,540.45	1,885.11
256	09.13 13:30:00	0:15:00	33,023.91	8,255.98	0.00	0.00	6,681.27	1,670.32
256	09.13 13:45:00	0:15:00	33,885.09	8,471.27	0.00	0.00	5,820.09	1,455.02
256	09.13 14:00:00	0:15:00	34,778.38	8,694.59	0.00	0.00	4,926.80	1,231.70
256	09.13 14:15:00	0:15:00	35,694.08	8,923.52	0.00	0.00	4,011.10	1,002.78
256	09.13 14:30:00	0:15:00	36,665.54	9,166.39	0.00	0.00	3,039.63	759.91
256	09.13 14:45:00	0:15:00	37,645.48	9,411.37	0.00	0.00	2,059.70	514.93
256	09.13 15:00:00	0:15:00	38,293.78	9,573.45	0.00	0.00	1,411.39	352.85
256	09.13 15:15:00	0:15:00	38,539.51	9,634.88	0.00	0.00	1,165.66	291.42
256	09.13 15:30:00	0:15:00	38,546.24	9,636.56	0.00	0.00	1,158.94	289.74
256	09.13 15:45:00	0:15:00	38,546.24	9,636.56	0.00	0.00	1,158.94	289.74
256	09.13 16:00:00	0:15:00	38,347.81	9,586.95	0.00	0.00	1,357.37	339.34
256	09.13 16:15:00	0:15:00	37,790.87	9,447.72	0.00	0.00	1,914.30	478.58
256	09.13 16:30:00	0:15:00	36,942.15	9,235.54	0.00	0.00	2,763.03	690.76
256	09.13 16:45:00	0:15:00	35,906.20	8,976.55	0.00	0.00	3,798.98	949.75
256	09.13 17:00:00	0:15:00	35,118.22	8,779.55	0.00	0.00	4,586.96	1,146.74
256	09.13 17:15:00	0:15:00	35,607.69	8,901.92	0.00	0.00	4,097.49	1,024.37
256	09.13 17:30:00	0:15:00	38,331.13	9,582.78	0.00	0.00	1,374.05	343.51
256	09.13 17:45:00	0:15:00	39,705.18	9,926.29	0.00	0.00	0.00	0.00
256	09.13 18:00:00	0:15:00	39,705.18	9,926.29	0.00	0.00	0.00	0.00
256	09.13 18:15:00	0:10:48	39,705.18	7,146.93	0.00	0.00	0.00	0.00
256	09.13 18:21:00	0:03:00	39,705.18	1,985.26	0.00	0.00	0.00	0.00
263	09.20 07:57:00	0:01:12	35,524.28	710.49	0.00	0.00	4,180.89	83.62
263	09.20 08:00:00	0:09:00	35,795.16	5,369.27	0.00	0.00	3,910.02	586.50
263	09.20 08:15:00	0:15:00	35,626.86	8,906.71	0.00	0.00	4,078.32	1,019.58
263	09.20 08:30:00	0:15:00	32,734.61	8,183.65	2,896.73	724.18	4,073.84	1,018.46
263	09.20 08:45:00	0:15:00	32,475.94	8,118.98	3,542.79	885.70	3,686.45	921.61
263	09.20 09:00:00	0:15:00	33,391.14	8,347.78	2,814.07	703.52	3,499.97	874.99
263	09.20 09:15:00	0:15:00	34,432.56	8,608.14	2,187.67	546.92	3,084.94	771.24
263	09.20 09:30:00	0:15:00	35,135.89	8,783.97	1,830.65	457.66	2,738.63	684.66
263	09.20 09:45:00	0:15:00	35,443.87	8,860.97	1,797.29	449.32	2,464.02	616.01
263	09.20 10:00:00	0:15:00	35,369.67	8,842.42	1,895.88	473.97	2,439.62	609.91
263	09.20 10:15:00	0:15:00	35,251.41	8,812.85	1,997.96	499.49	2,455.81	613.95



# SCH CUM MAY2020 1450 OWENS E AND D FOR D 39 FT EXIST UPPER ONLY - P9 Skate Park

DayNum	Date+Time	Duration	ExSF	ExSFHr	NewSF	NewSFHr	SunnySF	SunnySFHr
263	09.20 10:30:00	0:15:00	35,145.85	8,786.46	2,070.90	517.73	2,488.42	622.11
263	09.20 10:45:00	0:15:00	35,047.26	8,761.82	2,150.57	537.64	2,507.34	626.84
263	09.20 11:00:00	0:15:00	34,438.54	8,609.63	2,200.62	550.15	3,066.02	766.51
263	09.20 11:15:00	0:15:00	33,658.78	8,414.69	2,106.26	526.56	3,940.14	985.04
263	09.20 11:30:00	0:15:00	32,936.77	8,234.19	1,315.04	328.76	5,453.36	1,363.34
263	09.20 11:45:00	0:15:00	32,192.11	8,048.03	477.77	119.44	7,035.30	1,758.82
263	09.20 12:00:00	0:15:00	31,458.66	7,864.67	24.90	6.22	8,221.62	2,055.41
263	09.20 12:15:00	0:15:00	30,692.34	7,673.09	0.00	0.00	9,012.84	2,253.21
263	09.20 12:30:00	0:15:00	30,224.03	7,556.01	0.00	0.00	9,481.14	2,370.29
263	09.20 12:45:00	0:15:00	30,764.29	7,691.07	0.00	0.00	8,940.88	2,235.22
263	09.20 13:00:00	0:15:00	31,672.27	7,918.07	0.00	0.00	8,032.90	2,008.23
263	09.20 13:15:00	0:15:00	32,531.70	8,132.93	0.00	0.00	7,173.47	1,793.37
263	09.20 13:30:00	0:15:00	33,399.10	8,349.78	0.00	0.00	6,306.07	1,576.52
263	09.20 13:45:00	0:15:00	34,332.23	8,583.06	0.00	0.00	5,372.95	1,343.24
263	09.20 14:00:00	0:15:00	35,253.41	8,813.35	0.00	0.00	4,451.77	1,112.94
263	09.20 14:15:00	0:15:00	36,240.81	9,060.20	0.00	0.00	3,464.37	866.09
263	09.20 14:30:00	0:15:00	37,235.43	9,308.86	0.00	0.00	2,469.75	617.44
263	09.20 14:45:00	0:15:00	38,081.91	9,520.48	0.00	0.00	1,623.26	405.82
263	09.20 15:00:00	0:15:00	38,502.67	9,625.67	0.00	0.00	1,202.51	300.63
263	09.20 15:15:00	0:15:00	38,546.24	9,636.56	0.00	0.00	1,158.94	289.74
263	09.20 15:30:00	0:15:00	38,546.24	9,636.56	0.00	0.00	1,158.94	289.74
263	09.20 15:45:00	0:15:00	38,458.85	9,614.71	0.00	0.00	1,246.33	311.58
263	09.20 16:00:00	0:15:00	38,042.83	9,510.71	0.00	0.00	1,662.35	415.59
263	09.20 16:15:00	0:15:00	37,237.92	9,309.48	0.00	0.00	2,467.26	616.81
263	09.20 16:30:00	0:15:00	36,264.71	9,066.18	0.00	0.00	3,440.47	860.12
263	09.20 16:45:00	0:15:00	35,284.28	8,821.07	0.00	0.00	4,420.90	1,105.22
263	09.20 17:00:00	0:15:00	35,415.23	8,853.81	0.00	0.00	4,289.94	1,072.49
263	09.20 17:15:00	0:15:00	37,049.20	9,262.30	0.00	0.00	2,655.97	663.99
263	09.20 17:30:00	0:15:00	39,693.72	9,923.43	0.00	0.00	11.45	2.86
263	09.20 17:45:00	0:15:00	39,705.18	9,926.29	0.00	0.00	0.00	0.00
263	09.20 18:00:00	0:12:36	39,639.95	8,324.39	0.00	0.00	65.23	13.70
263	09.20 18:09:36	0:04:48	39,705.18	3,176.41	0.00	0.00	0.00	0.00
270	09.27 08:03:00	0:06:00	38,135.44	3,813.54	0.00	0.00	1,569.73	156.97
270	09.27 08:15:00	0:13:12	37,878.01	8,333.16	0.00	0.00	1,827.17	401.98
270	09.27 08:30:00	0:15:00	34,720.87	8,680.22	2,083.85	520.96	2,900.46	725.12
270	09.27 08:45:00	0:15:00	32,700.75	8,175.19	4,166.95	1,041.74	2,837.47	709.37
270	09.27 09:00:00	0:15:00	33,338.36	8,334.59	3,739.48	934.87	2,627.34	656.84
270	09.27 09:15:00	0:15:00	34,448.75	8,612.19	2,855.90	713.97	2,400.54	600.13
270	09.27 09:30:00	0:15:00	35,208.34	8,802.09	2,249.41	562.35	2,247.42	561.86
270	09.27 09:45:00	0:15:00	35,548.43	8,887.11	2,100.03	525.01	2,056.71	514.18
270	09.27 10:00:00	0:15:00	35,468.51	8,867.13	2,190.66	547.66	2,046.01	511.50
270	09.27 10:15:00	0:15:00	35,315.40	8,828.85	2,304.19	576.05	2,085.59	521.40
270	09.27 10:30:00	0:15:00	35,182.20	8,795.55	2,368.17	592.04	2,154.81	538.70
270	09.27 10:45:00	0:15:00	35,052.24	8,763.06	2,452.82	613.20	2,200.12	550.03
270	09.27 11:00:00	0:15:00	34,377.54	8,594.39	2,498.63	624.66	2,829.01	707.25
270	09.27 11:15:00	0:15:00	33,570.89	8,392.72	2,251.16	562.79	3,883.13	970.78
270	09.27 11:30:00	0:15:00	32,821.75	8,205.44	1,286.91	321.73	5,596.52	1,399.13
270	09.27 11:45:00	0:15:00	32,042.24	8,010.56	347.81	86.95	7,315.13	1,828.78
270	09.27 12:00:00	0:15:00	31,275.42	7,818.86	0.25	0.06	8,429.51	2,107.38
270	09.27 12:15:00	0:15:00	30,505.37	7,626.34	0.00	0.00	9,199.81	2,299.95
270	09.27 12:30:00	0:15:00	30,306.44	7,576.61	0.00	0.00	9,398.73	2,349.68
270	09.27 12:45:00	0:15:00	31,128.03	7,782.01	0.00	0.00	8,577.14	2,144.29
270	09.27 13:00:00	0:15:00	32,058.17	8,014.54	0.00	0.00	7,647.01	1,911.75
270	09.27 13:15:00	0:15:00	32,958.68	8,239.67	0.00	0.00	6,746.49	1,686.62
270	09.27 13:30:00	0:15:00	33,835.29	8,458.82	0.00	0.00	5,869.88	1,467.47
270	09.27 13:45:00	0:15:00	34,782.61	8,695.65	0.00	0.00	4,922.57	1,230.64
270	09.27 14:00:00	0:15:00	35,760.05	8,940.01	0.00	0.00	3,945.12	986.28
270	09.27 14:15:00	0:15:00	36,796.25	9,199.06	0.00	0.00	2,908.92	727.23
270	09.27 14:30:00	0:15:00	37,781.41	9,445.35	0.00	0.00	1,923.76	480.94



# SCH CUM MAY2020 1450 OWENS E AND D FOR D 39 FT EXIST UPPER ONLY - P9 Skate Park

DayNum	Date+Time	Duration	ExSF	ExSFHr	NewSF	NewSFHr	SunnySF	SunnySFHr
270	09.27 14:45:00	0:15:00	38,415.28	9,603.82	0.00	0.00	1,289.90	322.47
270	09.27 15:00:00	0:15:00	38,546.24	9,636.56	0.00	0.00	1,158.94	289.74
270	09.27 15:15:00	0:15:00	38,546.24	9,636.56	0.00	0.00	1,158.94	289.74
270	09.27 15:30:00	0:15:00	38,534.29	9,633.57	0.00	0.00	1,170.89	292.72
270	09.27 15:45:00	0:15:00	38,239.76	9,559.94	0.00	0.00	1,465.42	366.35
270	09.27 16:00:00	0:15:00	37,530.95	9,382.74	0.00	0.00	2,174.22	543.56
270	09.27 16:15:00	0:15:00	36,601.81	9,150.45	0.00	0.00	3,103.37	775.84
270	09.27 16:30:00	0:15:00	35,532.75	8,883.19	0.00	0.00	4,172.43	1,043.11
270	09.27 16:45:00	0:15:00	35,306.44	8,826.61	0.00	0.00	4,398.74	1,099.69
270	09.27 17:00:00	0:15:00	36,494.50	9,123.63	0.00	0.00	3,210.67	802.67
270	09.27 17:15:00	0:15:00	38,925.41	9,731.35	0.00	0.00	779.76	194.94
270	09.27 17:30:00	0:15:00	39,628.24	9,907.06	0.00	0.00	76.93	19.23
270	09.27 17:45:00	0:13:48	39,670.32	9,124.17	0.00	0.00	34.86	8.02
270	09.27 17:58:11	0:06:36	38,827.32	4,271.01	0.00	0.00	877.86	96.56
277	10.04 08:09:36	0:02:24	39,667.83	1,586.71	0.00	0.00	37.35	1.49
277	10.04 08:15:00	0:10:12	39,705.18	6,749.88	0.00	0.00	0.00	0.00
277	10.04 08:30:00	0:15:00	36,773.10	9,193.27	1,926.01	481.50	1,006.07	251.52
277	10.04 08:45:00	0:15:00	33,017.69	8,254.42	4,894.43	1,223.61	1,793.06	448.26
277	10.04 09:00:00	0:15:00	33,367.24	8,341.81	4,665.38	1,166.35	1,672.56	418.14
277	10.04 09:15:00	0:15:00	34,457.21	8,614.30	3,539.31	884.83	1,708.66	427.16
277	10.04 09:30:00	0:15:00	35,274.07	8,818.52	2,716.22	679.06	1,714.88	428.72
277	10.04 09:45:00	0:15:00	35,663.70	8,915.93	2,441.86	610.47	1,599.61	399.90
277	10.04 10:00:00	0:15:00	35,579.05	8,894.76	2,524.77	631.19	1,601.35	400.34
277	10.04 10:15:00	0:15:00	35,387.35	8,846.84	2,648.01	662.00	1,669.82	417.46
277	10.04 10:30:00	0:15:00	35,223.03	8,805.76	2,723.20	680.80	1,758.95	439.74
277	10.04 10:45:00	0:15:00	35,054.73	8,763.68	2,812.08	703.02	1,838.37	459.59
277	10.04 11:00:00	0:15:00	34,326.25	8,581.56	2,862.87	715.72	2,516.06	629.01
277	10.04 11:15:00	0:15:00	33,487.74	8,371.93	2,405.76	601.44	3,811.68	952.92
277	10.04 11:30:00	0:15:00	32,703.74	8,175.94	1,228.65	307.16	5,772.79	1,443.20
277	10.04 11:45:00	0:15:00	31,890.86	7,972.72	238.76	59.69	7,575.55	1,893.89
277	10.04 12:00:00	0:15:00	31,087.95	7,771.99	0.00	0.00	8,617.23	2,154.31
277	10.04 12:15:00	0:15:00	30,367.69	7,591.92	0.00	0.00	9,337.49	2,334.37
277	10.04 12:30:00	0:15:00	30,521.80	7,630.45	0.00	0.00	9,183.38	2,295.84
277	10.04 12:45:00	0:15:00	31,374.26	7,843.57	0.00	0.00	8,330.92	2,082.73
277	10.04 13:00:00	0:15:00	32,282.49	8,070.62	0.00	0.00	7,422.69	1,855.67
277	10.04 13:15:00	0:15:00	33,257.44	8,314.36	0.00	0.00	6,447.73	1,611.93
277	10.04 13:30:00	0:15:00	34,270.73	8,567.68	0.00	0.00	5,434.44	1,358.61
277	10.04 13:45:00	0:15:00	35,271.83	8,817.96	0.00	0.00	4,433.35	1,108.34
277	10.04 14:00:00	0:15:00	36,297.82	9,074.46	0.00	0.00	3,407.36	851.84
277	10.04 14:15:00	0:15:00	37,353.69	9,338.42	0.00	0.00	2,351.49	587.87
277	10.04 14:30:00	0:15:00	38,194.20	9,548.55	0.00	0.00	1,510.98	377.74
277	10.04 14:45:00	0:15:00	38,529.80	9,632.45	0.00	0.00	1,175.37	293.84
277	10.04 15:00:00	0:15:00	38,546.24	9,636.56	0.00	0.00	1,158.94	289.74
277	10.04 15:15:00	0:15:00	38,546.24	9,636.56	0.00	0.00	1,158.94	289.74
277	10.04 15:30:00	0:15:00	38,406.82	9,601.70	0.00	0.00	1,298.36	324.59
277	10.04 15:45:00	0:15:00	37,820.50	9,455.13	0.00	0.00	1,884.68	471.17
277	10.04 16:00:00	0:15:00	36,954.59	9,238.65	0.00	0.00	2,750.58	687.65
277	10.04 16:15:00	0:15:00	35,884.04	8,971.01	0.00	0.00	3,821.14	955.28
277	10.04 16:30:00	0:15:00	35,313.66	8,828.41	0.00	0.00	4,391.52	1,097.88
277	10.04 16:45:00	0:15:00	36,149.19	9,037.30	0.00	0.00	3,555.99	889.00
277	10.04 17:00:00	0:15:00	37,993.28	9,498.32	0.00	0.00	1,711.89	427.97
277	10.04 17:15:00	0:15:00	38,731.47	9,682.87	0.00	0.00	973.71	243.43
277	10.04 17:30:00	0:16:12	39,383.51	10,633.55	0.00	0.00	321.67	86.85
277	10.04 17:47:23	0:08:24	37,857.84	5,300.10	0.00	0.00	1,847.33	258.63
284	10.11 08:16:11	0:07:12	39,705.18	4,764.62	0.00	0.00	0.00	0.00
284	10.11 08:30:00	0:14:24	39,123.59	9,389.66	581.59	139.58	0.00	0.00
284	10.11 08:45:00	0:15:00	33,564.17	8,391.04	5,135.68	1,283.92	1,005.33	251.33
284	10.11 09:00:00	0:15:00	33,389.89	8,347.47	5,749.38	1,437.35	565.90	141.48
284	10.11 09:15:00	0:15:00	34,460.20	8,615.05	4,648.20	1,162.05	596.77	149.19



# SCH CUM MAY2020 1450 OWENS E AND D FOR D 39 FT EXIST UPPER ONLY - P9 Skate Park

DayNum	Date+Time	Duration	ExSF	ExSFHr	NewSF	NewSFHr	SunnySF	SunnySFHr
284	10.11 09:30:00	0:15:00	35,328.10	8,832.02	3,422.29	855.57	954.79	238.70
284	10.11 09:45:00	0:15:00	35,784.95	8,946.24	2,852.16	713.04	1,068.07	267.02
284	10.11 10:00:00	0:15:00	35,709.26	8,927.32	2,865.36	716.34	1,130.56	282.64
284	10.11 10:15:00	0:15:00	35,469.76	8,867.44	3,005.52	751.38	1,229.89	307.47
284	10.11 10:30:00	0:15:00	35,268.59	8,817.15	3,088.93	772.23	1,347.66	336.91
284	10.11 10:45:00	0:15:00	35,062.20	8,765.55	3,186.77	796.69	1,456.21	364.05
284	10.11 11:00:00	0:15:00	34,278.70	8,569.68	3,231.83	807.96	2,194.64	548.66
284	10.11 11:15:00	0:15:00	33,411.30	8,352.83	2,525.02	631.26	3,768.86	942.21
284	10.11 11:30:00	0:15:00	32,589.71	8,147.43	1,129.06	282.27	5,986.40	1,496.60
284	10.11 11:45:00	0:15:00	31,741.98	7,935.50	152.62	38.15	7,810.58	1,952.64
284	10.11 12:00:00	0:15:00	30,903.21	7,725.80	0.00	0.00	8,801.96	2,200.49
284	10.11 12:15:00	0:15:00	30,330.34	7,582.59	0.00	0.00	9,374.83	2,343.71
284	10.11 12:30:00	0:15:00	30,781.47	7,695.37	0.00	0.00	8,923.71	2,230.93
284	10.11 12:45:00	0:15:00	31,777.58	7,944.40	0.00	0.00	7,927.59	1,981.90
284	10.11 13:00:00	0:15:00	32,758.26	8,189.57	0.00	0.00	6,946.91	1,736.73
284	10.11 13:15:00	0:15:00	33,714.05	8,428.51	0.00	0.00	5,991.13	1,497.78
284	10.11 13:30:00	0:15:00	34,728.83	8,682.21	0.00	0.00	4,976.34	1,244.09
284	10.11 13:45:00	0:15:00	35,798.14	8,949.54	0.00	0.00	3,907.03	976.76
284	10.11 14:00:00	0:15:00	36,843.80	9,210.95	0.00	0.00	2,861.37	715.34
284	10.11 14:15:00	0:15:00	37,881.00	9,470.25	0.00	0.00	1,824.18	456.04
284	10.11 14:30:00	0:15:00	38,474.78	9,618.70	0.00	0.00	1,230.39	307.60
284	10.11 14:45:00	0:15:00	38,546.24	9,636.56	0.00	0.00	1,158.94	289.74
284	10.11 15:00:00	0:15:00	38,546.24	9,636.56	0.00	0.00	1,158.94	289.74
284	10.11 15:15:00	0:15:00	38,515.61	9,628.90	0.00	0.00	1,189.56	297.39
284	10.11 15:30:00	0:15:00	38,116.27	9,529.07	0.00	0.00	1,588.90	397.23
284	10.11 15:45:00	0:15:00	37,293.44	9,323.36	0.00	0.00	2,411.74	602.94
284	10.11 16:00:00	0:15:00	36,311.51	9,077.88	0.00	0.00	3,393.66	848.42
284	10.11 16:15:00	0:15:00	35,435.40	8,858.85	0.00	0.00	4,269.78	1,067.44
284	10.11 16:30:00	0:15:00	35,843.71	8,960.93	0.00	0.00	3,861.47	965.37
284	10.11 16:45:00	0:15:00	37,542.15	9,385.54	0.00	0.00	2,163.02	540.76
284	10.11 17:00:00	0:15:00	38,546.24	9,636.56	0.00	0.00	1,158.94	289.74
284	10.11 17:15:00	0:15:00	38,546.24	9,636.56	0.00	0.00	1,158.94	289.74
284	10.11 17:30:00	0:11:24	36,414.59	6,918.77	0.00	0.00	3,290.59	625.21
284	10.11 17:37:12	0:03:36	36,712.35	2,202.74	0.00	0.00	2,992.83	179.57
291	10.18 08:22:48	0:03:36	39,705.18	2,382.31	0.00	0.00	0.00	0.00
291	10.18 08:30:00	0:10:48	39,705.18	7,146.93	0.00	0.00	0.00	0.00
291	10.18 08:45:00	0:15:00	36,236.57	9,059.14	3,461.13	865.28	7.47	1.87
291	10.18 09:00:00	0:15:00	33,542.26	8,385.57	5,994.86	1,498.72	168.05	42.01
291	10.18 09:15:00	0:15:00	34,456.96	8,614.24	5,187.96	1,296.99	60.25	15.06
291	10.18 09:30:00	0:15:00	35,386.35	8,846.59	4,131.35	1,032.84	187.47	46.87
291	10.18 09:45:00	0:15:00	35,905.45	8,976.36	3,380.97	845.24	418.76	104.69
291	10.18 10:00:00	0:15:00	35,861.63	8,965.41	3,212.17	803.04	631.38	157.85
291	10.18 10:15:00	0:15:00	35,564.61	8,891.15	3,368.27	842.07	772.29	193.07
291	10.18 10:30:00	0:15:00	35,321.12	8,830.28	3,465.12	866.28	918.94	229.73
291	10.18 10:45:00	0:15:00	35,077.64	8,769.41	3,571.92	892.98	1,055.62	263.90
291	10.18 11:00:00	0:15:00	34,242.10	8,560.53	3,584.12	896.03	1,878.95	469.74
291	10.18 11:15:00	0:15:00	33,339.10	8,334.78	2,629.09	657.27	3,736.99	934.25
291	10.18 11:30:00	0:15:00	32,479.92	8,119.98	1,019.77	254.94	6,205.49	1,551.37
291	10.18 11:45:00	0:15:00	31,595.34	7,898.84	87.89	21.97	8,021.95	2,005.49
291	10.18 12:00:00	0:15:00	30,731.68	7,682.92	0.00	0.00	8,973.50	2,243.38
291	10.18 12:15:00	0:15:00	30,378.39	7,594.60	0.00	0.00	9,326.78	2,331.70
291	10.18 12:30:00	0:15:00	31,058.07	7,764.52	0.00	0.00	8,647.10	2,161.78
291	10.18 12:45:00	0:15:00	32,111.20	8,027.80	0.00	0.00	7,593.98	1,898.49
291	10.18 13:00:00	0:15:00	33,087.15	8,271.79	0.00	0.00	6,618.03	1,654.51
291	10.18 13:15:00	0:15:00	34,135.55	8,533.89	0.00	0.00	5,569.63	1,392.41
291	10.18 13:30:00	0:15:00	35,204.11	8,801.03	0.00	0.00	4,501.07	1,125.27
291	10.18 13:45:00	0:15:00	36,303.80	9,075.95	0.00	0.00	3,401.38	850.35
291	10.18 14:00:00	0:15:00	37,364.14	9,341.04	0.00	0.00	2,341.03	585.26
291	10.18 14:15:00	0:15:00	38,263.91	9,565.98	0.00	0.00	1,441.27	360.32





# SCH CUM MAY2020 1450 OWENS E AND D FOR D 39 FT EXIST UPPER ONLY - P9 Skate Park

DayNum	Date+Time	Duration	ExSF	ExSFHr	NewSF	NewSFHr	SunnySF	SunnySFHr
291	10.18 14:30:00	0:15:00	38,539.51	9,634.88	0.00	0.00	1,165.66	291.42
291	10.18 14:45:00	0:15:00	38,546.24	9,636.56	0.00	0.00	1,158.94	289.74
291	10.18 15:00:00	0:15:00	38,546.24	9,636.56	0.00	0.00	1,158.94	289.74
291	10.18 15:15:00	0:15:00	38,358.52	9,589.63	0.00	0.00	1,346.66	336.67
291	10.18 15:30:00	0:15:00	37,663.90	9,415.98	0.00	0.00	2,041.28	510.32
291	10.18 15:45:00	0:15:00	36,726.04	9,181.51	0.00	0.00	2,979.13	744.78
291	10.18 16:00:00	0:15:00	35,716.48	8,929.12	0.00	0.00	3,988.69	997.17
291	10.18 16:15:00	0:15:00	35,650.01	8,912.50	0.00	0.00	4,055.17	1,013.79
291	10.18 16:30:00	0:15:00	36,979.24	9,244.81	0.00	0.00	2,725.93	681.48
291	10.18 16:45:00	0:15:00	38,521.59	9,630.40	0.00	0.00	1,183.59	295.90
291	10.18 17:00:00	0:15:00	38,546.24	9,636.56	0.00	0.00	1,158.94	289.74
291	10.18 17:15:00	0:13:12	37,937.02	8,346.14	0.00	0.00	1,768.16	389.00
291	10.18 17:27:00	0:06:00	35,591.00	3,559.10	0.00	0.00	4,114.17	411.42
298	10.25 07:30:00	0:07:48	39,705.18	5,161.67	0.00	0.00	0.00	0.00
298	10.25 07:45:00	0:15:00	37,237.42	9,309.36	2,467.76	616.94	0.00	0.00
298	10.25 08:00:00	0:15:00	33,989.40	8,497.35	5,701.58	1,425.40	14.19	3.55
298	10.25 08:15:00	0:15:00	34,437.79	8,609.45	5,267.38	1,316.85	0.00	0.00
298	10.25 08:30:00	0:15:00	35,438.89	8,859.72	4,266.29	1,066.57	0.00	0.00
298	10.25 08:45:00	0:15:00	36,020.47	9,005.12	3,684.70	921.18	0.00	0.00
298	10.25 09:00:00	0:15:00	36,029.68	9,007.42	3,569.93	892.48	105.56	26.39
298	10.25 09:15:00	0:15:00	35,678.64	8,919.66	3,742.46	935.62	284.07	71.02
298	10.25 09:30:00	0:15:00	35,383.37	8,845.84	3,853.01	963.25	468.80	117.20
298	10.25 09:45:00	0:15:00	35,103.03	8,775.76	3,971.02	992.75	631.13	157.78
298	10.25 10:00:00	0:15:00	34,234.63	8,558.66	3,934.67	983.67	1,535.87	383.97
298	10.25 10:15:00	0:15:00	33,294.54	8,323.63	2,756.56	689.14	3,654.08	913.52
298	10.25 10:30:00	0:15:00	32,395.02	8,098.76	939.35	234.84	6,370.80	1,592.70
298	10.25 10:45:00	0:15:00	31,465.63	7,866.41	44.57	11.14	8,194.98	2,048.75
298	10.25 11:00:00	0:15:00	30,614.66	7,653.67	0.00	0.00	9,090.51	2,272.63
298	10.25 11:15:00	0:15:00	30,496.90	7,624.23	0.00	0.00	9,208.27	2,302.07
298	10.25 11:30:00	0:15:00	31,338.66	7,834.66	0.00	0.00	8,366.52	2,091.63
298	10.25 11:45:00	0:15:00	32,439.59	8,109.90	0.00	0.00	7,265.59	1,816.40
298	10.25 12:00:00	0:15:00	33,450.14	8,362.54	0.00	0.00	6,255.03	1,563.76
298	10.25 12:15:00	0:15:00	34,560.53	8,640.13	0.00	0.00	5,144.64	1,286.16
298	10.25 12:30:00	0:15:00	35,653.25	8,913.31	0.00	0.00	4,051.93	1,012.98
298	10.25 12:45:00	0:15:00	36,782.56	9,195.64	0.00	0.00	2,922.62	730.65
298	10.25 13:00:00	0:15:00	37,817.01	9,454.25	0.00	0.00	1,888.16	472.04
298	10.25 13:15:00	0:15:00	38,485.49	9,621.37	0.00	0.00	1,219.69	304.92
298	10.25 13:30:00	0:15:00	38,546.24	9,636.56	0.00	0.00	1,158.94	289.74
298	10.25 13:45:00	0:15:00	38,546.24	9,636.56	0.00	0.00	1,158.94	289.74
298	10.25 14:00:00	0:15:00	38,517.85	9,629.46	0.00	0.00	1,187.32	296.83
298	10.25 14:15:00	0:15:00	38,043.08	9,510.77	0.00	0.00	1,662.10	415.53
298	10.25 14:30:00	0:15:00	37,186.88	9,296.72	0.00	0.00	2,518.30	629.57
298	10.25 14:45:00	0:15:00	36,172.59	9,043.15	0.00	0.00	3,532.59	883.15
298	10.25 15:00:00	0:15:00	35,593.74	8,898.44	0.00	0.00	4,111.43	1,027.86
298	10.25 15:15:00	0:15:00	36,407.86	9,101.97	0.00	0.00	3,297.31	824.33
298	10.25 15:30:00	0:15:00	38,162.08	9,540.52	0.00	0.00	1,543.09	385.77
298	10.25 15:45:00	0:15:00	38,546.24	9,636.56	0.00	0.00	1,158.94	289.74
298	10.25 16:00:00	0:15:00	38,546.24	9,636.56	0.00	0.00	1,158.94	289.74
298	10.25 16:15:00	0:09:00	35,603.95	5,340.59	0.00	0.00	4,101.23	615.18
298	10.25 16:18:00	0:01:48	35,602.21	1,068.07	0.00	0.00	4,102.97	123.09
305	11.01 07:36:35	0:04:12	39,705.18	2,779.36	0.00	0.00	0.00	0.00
305	11.01 07:45:00	0:11:24	39,331.73	7,473.03	373.45	70.96	0.00	0.00
305	11.01 08:00:00	0:15:00	35,261.12	8,815.28	4,444.05	1,111.01	0.00	0.00
305	11.01 08:15:00	0:15:00	34,422.11	8,605.53	5,283.07	1,320.77	0.00	0.00
305	11.01 08:30:00	0:15:00	35,464.78	8,866.19	4,240.40	1,060.10	0.00	0.00
305	11.01 08:45:00	0:15:00	36,122.30	9,030.58	3,582.88	895.72	0.00	0.00
305	11.01 09:00:00	0:15:00	36,211.18	9,052.80	3,494.00	873.50	0.00	0.00
305	11.01 09:15:00	0:15:00	35,817.07	8,954.27	3,888.11	972.03	0.00	0.00
305	11.01 09:30:00	0:15:00	35,460.55	8,865.14	4,199.82	1,049.95	44.81	11.20



# SCH CUM MAY2020 1450 OWENS E AND D FOR D 39 FT EXIST UPPER ONLY - P9 Skate Park

DayNum	Date+Time	Duration	ExSF	ExSFHr	NewSF	NewSFHr	SunnySF	SunnySFHr
305	11.01 09:45:00	0:15:00	35,150.33	8,787.58	4,375.84	1,093.96	179.01	44.75
305	11.01 10:00:00	0:15:00	34,256.05	8,564.01	4,295.17	1,073.79	1,153.96	288.49
305	11.01 10:15:00	0:15:00	33,264.41	8,316.10	2,941.04	735.26	3,499.72	874.93
305	11.01 10:30:00	0:15:00	32,329.79	8,082.45	920.43	230.11	6,454.95	1,613.74
305	11.01 10:45:00	0:15:00	31,362.56	7,840.64	35.10	8.78	8,307.51	2,076.88
305	11.01 11:00:00	0:15:00	30,554.41	7,638.60	0.00	0.00	9,150.76	2,287.69
305	11.01 11:15:00	0:15:00	30,643.79	7,660.95	0.00	0.00	9,061.38	2,265.35
305	11.01 11:30:00	0:15:00	31,569.70	7,892.42	0.00	0.00	8,135.48	2,033.87
305	11.01 11:45:00	0:15:00	32,694.03	8,173.51	0.00	0.00	7,011.15	1,752.79
305	11.01 12:00:00	0:15:00	33,790.23	8,447.56	0.00	0.00	5,914.95	1,478.74
305	11.01 12:15:00	0:15:00	34,929.25	8,732.31	0.00	0.00	4,775.92	1,193.98
305	11.01 12:30:00	0:15:00	36,069.27	9,017.32	0.00	0.00	3,635.91	908.98
305	11.01 12:45:00	0:15:00	37,198.33	9,299.58	0.00	0.00	2,506.84	626.71
305	11.01 13:00:00	0:15:00	38,186.98	9,546.74	0.00	0.00	1,518.20	379.55
305	11.01 13:15:00	0:15:00	38,535.53	9,633.88	0.00	0.00	1,169.65	292.41
305	11.01 13:30:00	0:15:00	38,546.24	9,636.56	0.00	0.00	1,158.94	289.74
305	11.01 13:45:00	0:15:00	38,546.24	9,636.56	0.00	0.00	1,158.94	289.74
305	11.01 14:00:00	0:15:00	38,394.37	9,598.59	0.00	0.00	1,310.81	327.70
305	11.01 14:15:00	0:15:00	37,658.92	9,414.73	0.00	0.00	2,046.26	511.56
305	11.01 14:30:00	0:15:00	36,717.08	9,179.27	0.00	0.00	2,988.10	747.02
305	11.01 14:45:00	0:15:00	35,809.60	8,952.40	0.00	0.00	3,895.58	973.90
305	11.01 15:00:00	0:15:00	35,954.25	8,988.56	0.00	0.00	3,750.93	937.73
305	11.01 15:15:00	0:15:00	37,504.56	9,376.14	0.00	0.00	2,200.62	550.15
305	11.01 15:30:00	0:15:00	38,546.24	9,636.56	0.00	0.00	1,158.94	289.74
305	11.01 15:45:00	0:15:00	38,546.24	9,636.56	0.00	0.00	1,158.94	289.74
305	11.01 16:00:00	0:12:36	36,211.43	7,604.40	0.00	0.00	3,493.75	733.69
305	11.01 16:10:12	0:05:24	35,508.60	3,195.77	0.00	0.00	4,196.58	377.69
312	11.08 07:43:48	0:00:36	39,705.18	397.05	0.00	0.00	0.00	0.00
312	11.08 07:45:00	0:07:48	39,705.18	5,161.67	0.00	0.00	0.00	0.00
312	11.08 08:00:00	0:15:00	38,412.04	9,603.01	1,293.13	323.28	0.00	0.00
312	11.08 08:15:00	0:15:00	35,036.56	8,759.14	4,668.62	1,167.16	0.00	0.00
312	11.08 08:30:00	0:15:00	35,453.57	8,863.39	4,251.60	1,062.90	0.00	0.00
312	11.08 08:45:00	0:15:00	36,192.01	9,048.00	3,513.17	878.29	0.00	0.00
312	11.08 09:00:00	0:15:00	36,402.88	9,100.72	3,302.04	825.51	0.25	0.06
312	11.08 09:15:00	0:15:00	35,988.60	8,997.15	3,716.57	929.14	0.00	0.00
312	11.08 09:30:00	0:15:00	35,559.14	8,889.78	4,146.04	1,036.51	0.00	0.00
312	11.08 09:45:00	0:15:00	35,214.07	8,803.52	4,477.16	1,119.29	13.94	3.49
312	11.08 10:00:00	0:15:00	34,317.04	8,579.26	4,547.87	1,136.97	840.26	210.07
312	11.08 10:15:00	0:15:00	33,281.09	8,320.27	3,141.96	785.49	3,282.13	820.53
312	11.08 10:30:00	0:15:00	32,303.65	8,075.91	991.88	247.97	6,409.64	1,602.41
312	11.08 10:45:00	0:15:00	31,296.33	7,824.08	44.07	11.02	8,364.78	2,091.19
312	11.08 11:00:00	0:15:00	30,532.01	7,633.00	0.00	0.00	9,173.17	2,293.29
312	11.08 11:15:00	0:15:00	30,778.48	7,694.62	0.00	0.00	8,926.69	2,231.67
312	11.08 11:30:00	0:15:00	31,773.35	7,943.34	0.00	0.00	7,931.82	1,982.96
312	11.08 11:45:00	0:15:00	32,931.05	8,232.76	0.00	0.00	6,774.13	1,693.53
312	11.08 12:00:00	0:15:00	34,081.27	8,520.32	0.00	0.00	5,623.90	1,405.98
312	11.08 12:15:00	0:15:00	35,248.92	8,812.23	0.00	0.00	4,456.25	1,114.06
312	11.08 12:30:00	0:15:00	36,398.65	9,099.66	0.00	0.00	3,306.52	826.63
312	11.08 12:45:00	0:15:00	37,532.20	9,383.05	0.00	0.00	2,172.98	543.25
312	11.08 13:00:00	0:15:00	38,416.03	9,604.01	0.00	0.00	1,289.15	322.29
312	11.08 13:15:00	0:15:00	38,546.24	9,636.56	0.00	0.00	1,158.94	289.74
312	11.08 13:30:00	0:15:00	38,546.24	9,636.56	0.00	0.00	1,158.94	289.74
312	11.08 13:45:00	0:15:00	38,546.24	9,636.56	0.00	0.00	1,158.94	289.74
312	11.08 14:00:00	0:15:00	38,167.56	9,541.89	0.00	0.00	1,537.62	384.40
312	11.08 14:15:00	0:15:00	37,305.39	9,326.35	0.00	0.00	2,399.79	599.95
312	11.08 14:30:00	0:15:00	36,352.59	9,088.15	0.00	0.00	3,352.58	838.15
312	11.08 14:45:00	0:15:00	35,797.15	8,949.29	0.00	0.00	3,908.03	977.01
312	11.08 15:00:00	0:15:00	36,573.92	9,143.48	0.00	0.00	3,131.25	782.81
312	11.08 15:15:00	0:15:00	38,305.24	9,576.31	0.00	0.00	1,399.94	349.99



# SCH CUM MAY2020 1450 OWENS E AND D FOR D 39 FT EXIST UPPER ONLY - P9 Skate Park

DayNum	Date+Time	Duration	ExSF	ExSFHr	NewSF	NewSFHr	SunnySF	SunnySFHr
312	11.08 15:30:00	0:15:00	38,546.24	9,636.56	0.00	0.00	1,158.94	289.74
312	11.08 15:45:00	0:15:00	38,420.51	9,605.13	0.00	0.00	1,284.67	321.17
312	11.08 16:00:00	0:09:00	35,392.83	5,308.92	0.00	0.00	4,312.35	646.85
312	11.08 16:03:00	0:01:48	35,368.18	1,061.05	0.00	0.00	4,337.00	130.11
319	11.15 07:51:00	0:04:48	39,705.18	3,176.41	0.00	0.00	0.00	0.00
319	11.15 08:00:00	0:12:00	39,571.48	7,914.30	133.70	26.74	0.00	0.00
319	11.15 08:15:00	0:15:00	37,008.12	9,252.03	2,697.05	674.26	0.00	0.00
319	11.15 08:30:00	0:15:00	35,437.89	8,859.47	4,267.29	1,066.82	0.00	0.00
319	11.15 08:45:00	0:15:00	36,235.58	9,058.89	3,469.60	867.40	0.00	0.00
319	11.15 09:00:00	0:15:00	36,591.85	9,147.96	3,113.33	778.33	0.00	0.00
319	11.15 09:15:00	0:15:00	36,198.23	9,049.56	3,506.94	876.74	0.00	0.00
319	11.15 09:30:00	0:15:00	35,684.37	8,921.09	4,020.81	1,005.20	0.00	0.00
319	11.15 09:45:00	0:15:00	35,291.75	8,822.94	4,409.69	1,102.42	3.73	0.93
319	11.15 10:00:00	0:15:00	34,434.80	8,608.70	4,518.49	1,129.62	751.88	187.97
319	11.15 10:15:00	0:15:00	33,334.37	8,333.59	3,134.49	783.62	3,236.32	809.08
319	11.15 10:30:00	0:15:00	32,319.09	8,079.77	1,097.69	274.42	6,288.40	1,572.10
319	11.15 10:45:00	0:15:00	31,276.91	7,819.23	76.68	19.17	8,351.58	2,087.90
319	11.15 11:00:00	0:15:00	30,560.64	7,640.16	0.00	0.00	9,144.54	2,286.14
319	11.15 11:15:00	0:15:00	30,859.15	7,714.79	0.00	0.00	8,846.03	2,211.51
319	11.15 11:30:00	0:15:00	31,933.19	7,983.30	0.00	0.00	7,771.99	1,943.00
319	11.15 11:45:00	0:15:00	33,101.59	8,275.40	0.00	0.00	6,603.59	1,650.90
319	11.15 12:00:00	0:15:00	34,260.78	8,565.19	0.00	0.00	5,444.40	1,361.10
319	11.15 12:15:00	0:15:00	35,503.12	8,875.78	0.00	0.00	4,202.06	1,050.51
319	11.15 12:30:00	0:15:00	36,675.00	9,168.75	0.00	0.00	3,030.17	757.54
319	11.15 12:45:00	0:15:00	37,795.35	9,448.84	0.00	0.00	1,909.82	477.46
319	11.15 13:00:00	0:15:00	38,497.44	9,624.36	0.00	0.00	1,207.74	301.93
319	11.15 13:15:00	0:15:00	38,546.24	9,636.56	0.00	0.00	1,158.94	289.74
319	11.15 13:30:00	0:15:00	38,546.24	9,636.56	0.00	0.00	1,158.94	289.74
319	11.15 13:45:00	0:15:00	38,512.38	9,628.09	0.00	0.00	1,192.80	298.20
319	11.15 14:00:00	0:15:00	37,925.07	9,481.27	0.00	0.00	1,780.11	445.03
319	11.15 14:15:00	0:15:00	37,002.64	9,250.66	0.00	0.00	2,702.53	675.63
319	11.15 14:30:00	0:15:00	36,141.72	9,035.43	0.00	0.00	3,563.46	890.86
319	11.15 14:45:00	0:15:00	36,035.66	9,008.91	0.00	0.00	3,669.52	917.38
319	11.15 15:00:00	0:15:00	37,371.86	9,342.97	0.00	0.00	2,333.31	583.33
319	11.15 15:15:00	0:15:00	38,543.25	9,635.81	0.00	0.00	1,161.93	290.48
319	11.15 15:30:00	0:15:00	38,546.24	9,636.56	0.00	0.00	1,158.94	289.74
319	11.15 15:45:00	0:13:48	36,516.66	8,398.83	0.00	0.00	3,188.51	733.36
319	11.15 15:57:36	0:06:36	35,286.27	3,881.49	0.00	0.00	4,418.91	486.08
326	11.22 07:57:36	0:01:12	39,684.26	793.69	20.91	0.42	0.00	0.00
326	11.22 08:00:00	0:09:00	39,700.45	5,955.07	4.73	0.71	0.00	0.00
326	11.22 08:15:00	0:15:00	39,592.14	9,898.04	113.03	28.26	0.00	0.00
326	11.22 08:30:00	0:15:00	36,117.07	9,029.27	3,588.11	897.03	0.00	0.00
326	11.22 08:45:00	0:15:00	36,258.23	9,064.56	3,446.94	861.74	0.00	0.00
326	11.22 09:00:00	0:15:00	36,725.30	9,181.32	2,979.88	744.97	0.00	0.00
326	11.22 09:15:00	0:15:00	36,450.19	9,112.55	3,254.99	813.75	0.00	0.00
326	11.22 09:30:00	0:15:00	35,847.94	8,961.98	3,857.24	964.31	0.00	0.00
326	11.22 09:45:00	0:15:00	35,387.35	8,846.84	4,317.83	1,079.46	0.00	0.00
326	11.22 10:00:00	0:15:00	34,585.93	8,646.48	4,463.97	1,115.99	655.28	163.82
326	11.22 10:15:00	0:15:00	33,440.43	8,360.11	3,147.19	786.80	3,117.56	779.39
326	11.22 10:30:00	0:15:00	32,391.04	8,097.76	1,094.71	273.68	6,219.43	1,554.86
326	11.22 10:45:00	0:15:00	31,311.77	7,827.94	131.70	32.93	8,261.70	2,065.43
326	11.22 11:00:00	0:15:00	30,580.55	7,645.14	0.00	0.00	9,124.62	2,281.16
326	11.22 11:15:00	0:15:00	30,902.97	7,725.74	0.00	0.00	8,802.21	2,200.55
326	11.22 11:30:00	0:15:00	32,001.41	8,000.35	0.00	0.00	7,703.77	1,925.94
326	11.22 11:45:00	0:15:00	33,208.64	8,302.16	0.00	0.00	6,496.53	1,624.13
326	11.22 12:00:00	0:15:00	34,406.67	8,601.67	0.00	0.00	5,298.51	1,324.63
326	11.22 12:15:00	0:15:00	35,679.64	8,919.91	0.00	0.00	4,025.54	1,006.39
326	11.22 12:30:00	0:15:00	36,837.83	9,209.46	0.00	0.00	2,867.35	716.84
326	11.22 12:45:00	0:15:00	37,967.14	9,491.79	0.00	0.00	1,738.04	434.51



# SCH CUM MAY2020 1450 OWENS E AND D FOR D 39 FT EXIST UPPER ONLY - P9 Skate Park

DayNum	Date+Time	Duration	ExSF	ExSFHr	NewSF	NewSFHr	SunnySF	SunnySFHr
326	11.22 13:00:00	0:15:00	38,520.84	9,630.21	0.00	0.00	1,184.33	296.08
326	11.22 13:15:00	0:15:00	38,546.24	9,636.56	0.00	0.00	1,158.94	289.74
326	11.22 13:30:00	0:15:00	38,546.24	9,636.56	0.00	0.00	1,158.94	289.74
326	11.22 13:45:00	0:15:00	38,455.11	9,613.78	0.00	0.00	1,250.06	312.52
326	11.22 14:00:00	0:15:00	37,743.57	9,435.89	0.00	0.00	1,961.61	490.40
326	11.22 14:15:00	0:15:00	36,803.47	9,200.87	0.00	0.00	2,901.70	725.43
326	11.22 14:30:00	0:15:00	36,064.79	9,016.20	0.00	0.00	3,640.39	910.10
326	11.22 14:45:00	0:15:00	36,349.11	9,087.28	0.00	0.00	3,356.07	839.02
326	11.22 15:00:00	0:15:00	37,863.07	9,465.77	0.00	0.00	1,842.10	460.53
326	11.22 15:15:00	0:15:00	38,546.24	9,636.56	0.00	0.00	1,158.94	289.74
326	11.22 15:30:00	0:15:00	38,546.24	9,636.56	0.00	0.00	1,158.94	289.74
326	11.22 15:45:00	0:12:00	35,519.80	7,103.96	0.00	0.00	4,185.38	837.08
326	11.22 15:54:00	0:04:48	35,265.61	2,821.25	0.00	0.00	4,439.57	355.17
333	11.29 08:04:12	0:05:24	39,705.18	3,573.47	0.00	0.00	0.00	0.00
333	11.29 08:15:00	0:12:36	39,705.18	8,338.09	0.00	0.00	0.00	0.00
333	11.29 08:30:00	0:15:00	37,564.81	9,391.20	2,140.37	535.09	0.00	0.00
333	11.29 08:45:00	0:15:00	36,212.92	9,053.23	3,492.25	873.06	0.00	0.00
333	11.29 09:00:00	0:15:00	36,777.58	9,194.40	2,927.60	731.90	0.00	0.00
333	11.29 09:15:00	0:15:00	36,690.69	9,172.67	3,014.49	753.62	0.00	0.00
333	11.29 09:30:00	0:15:00	36,031.18	9,007.79	3,674.00	918.50	0.00	0.00
333	11.29 09:45:00	0:15:00	35,504.36	8,876.09	4,200.81	1,050.20	0.00	0.00
333	11.29 10:00:00	0:15:00	34,770.66	8,692.67	4,390.52	1,097.63	543.99	136.00
333	11.29 10:15:00	0:15:00	33,603.26	8,400.81	3,258.22	814.56	2,843.70	710.92
333	11.29 10:30:00	0:15:00	32,524.98	8,131.25	1,179.60	294.90	6,000.59	1,500.15
333	11.29 10:45:00	0:15:00	31,407.87	7,851.97	146.39	36.60	8,150.91	2,037.73
333	11.29 11:00:00	0:15:00	30,633.83	7,658.46	0.00	0.00	9,071.34	2,267.84
333	11.29 11:15:00	0:15:00	30,897.24	7,724.31	0.00	0.00	8,807.94	2,201.98
333	11.29 11:30:00	0:15:00	31,973.27	7,993.32	0.00	0.00	7,731.90	1,932.98
333	11.29 11:45:00	0:15:00	33,135.45	8,283.86	0.00	0.00	6,569.73	1,642.43
333	11.29 12:00:00	0:15:00	34,306.09	8,576.52	0.00	0.00	5,399.09	1,349.77
333	11.29 12:15:00	0:15:00	35,672.67	8,918.17	0.00	0.00	4,032.51	1,008.13
333	11.29 12:30:00	0:15:00	36,919.99	9,230.00	0.00	0.00	2,785.19	696.30
333	11.29 12:45:00	0:15:00	38,045.81	9,511.45	0.00	0.00	1,659.36	414.84
333	11.29 13:00:00	0:15:00	38,531.05	9,632.76	0.00	0.00	1,174.13	293.53
333	11.29 13:15:00	0:15:00	38,546.24	9,636.56	0.00	0.00	1,158.94	289.74
333	11.29 13:30:00	0:15:00	38,546.24	9,636.56	0.00	0.00	1,158.94	289.74
333	11.29 13:45:00	0:15:00	38,409.06	9,602.26	0.00	0.00	1,296.12	324.03
333	11.29 14:00:00	0:15:00	37,637.51	9,409.38	0.00	0.00	2,067.67	516.92
333	11.29 14:15:00	0:15:00	36,719.07	9,179.77	0.00	0.00	2,986.10	746.53
333	11.29 14:30:00	0:15:00	36,086.20	9,021.55	0.00	0.00	3,618.98	904.74
333	11.29 14:45:00	0:15:00	36,595.34	9,148.83	0.00	0.00	3,109.84	777.46
333	11.29 15:00:00	0:15:00	38,151.13	9,537.78	0.00	0.00	1,554.05	388.51
333	11.29 15:15:00	0:15:00	38,546.24	9,636.56	0.00	0.00	1,158.94	289.74
333	11.29 15:30:00	0:15:00	38,525.82	9,631.46	0.00	0.00	1,179.35	294.84
333	11.29 15:45:00	0:10:48	35,444.61	6,380.03	0.00	0.00	4,260.56	766.90
333	11.29 15:51:36	0:03:00	35,150.33	1,757.52	0.00	0.00	4,554.84	227.74
340	12.06 08:10:12	0:02:24	39,705.18	1,588.21	0.00	0.00	0.00	0.00
340	12.06 08:15:00	0:10:12	39,705.18	6,749.88	0.00	0.00	0.00	0.00
340	12.06 08:30:00	0:15:00	39,554.55	9,888.64	150.63	37.66	0.00	0.00
340	12.06 08:45:00	0:15:00	36,440.73	9,110.18	3,264.45	816.11	0.00	0.00
340	12.06 09:00:00	0:15:00	36,768.12	9,192.03	2,937.06	734.26	0.00	0.00
340	12.06 09:15:00	0:15:00	36,907.54	9,226.89	2,797.64	699.41	0.00	0.00
340	12.06 09:30:00	0:15:00	36,255.99	9,064.00	3,449.18	862.30	0.00	0.00
340	12.06 09:45:00	0:15:00	35,645.03	8,911.26	4,060.15	1,015.04	0.00	0.00
340	12.06 10:00:00	0:15:00	34,987.01	8,746.75	4,341.73	1,085.43	376.44	94.11
340	12.06 10:15:00	0:15:00	33,818.11	8,454.53	3,457.15	864.29	2,429.91	607.48
340	12.06 10:30:00	0:15:00	32,691.04	8,172.76	1,378.53	344.63	5,635.61	1,408.90
340	12.06 10:45:00	0:15:00	31,559.24	7,889.81	187.22	46.81	7,958.71	1,989.68
340	12.06 11:00:00	0:15:00	30,698.81	7,674.70	0.00	0.00	9,006.36	2,251.59



# SCH CUM MAY2020 1450 OWENS E AND D FOR D 39 FT EXIST UPPER ONLY - P9 Skate Park

DayNum	Date+Time	Duration	ExSF	ExSFHr	NewSF	NewSFHr	SunnySF	SunnySFHr
340	12.06 11:15:00	0:15:00	30,848.94	7,712.24	0.00	0.00	8,856.24	2,214.06
340	12.06 11:30:00	0:15:00	31,879.91	7,969.98	0.00	0.00	7,825.27	1,956.32
340	12.06 11:45:00	0:15:00	33,161.34	8,290.34	0.00	0.00	6,543.84	1,635.96
340	12.06 12:00:00	0:15:00	34,466.17	8,616.54	0.00	0.00	5,239.00	1,309.75
340	12.06 12:15:00	0:15:00	35,729.68	8,932.42	0.00	0.00	3,975.50	993.87
340	12.06 12:30:00	0:15:00	36,890.86	9,222.71	0.00	0.00	2,814.32	703.58
340	12.06 12:45:00	0:15:00	38,027.89	9,506.97	0.00	0.00	1,677.29	419.32
340	12.06 13:00:00	0:15:00	38,532.29	9,633.07	0.00	0.00	1,172.88	293.22
340	12.06 13:15:00	0:15:00	38,546.24	9,636.56	0.00	0.00	1,158.94	289.74
340	12.06 13:30:00	0:15:00	38,546.24	9,636.56	0.00	0.00	1,158.94	289.74
340	12.06 13:45:00	0:15:00	38,405.82	9,601.46	0.00	0.00	1,299.36	324.84
340	12.06 14:00:00	0:15:00	37,621.33	9,405.33	0.00	0.00	2,083.85	520.96
340	12.06 14:15:00	0:15:00	36,720.81	9,180.20	0.00	0.00	2,984.36	746.09
340	12.06 14:30:00	0:15:00	36,137.73	9,034.43	0.00	0.00	3,567.44	891.86
340	12.06 14:45:00	0:15:00	36,709.11	9,177.28	0.00	0.00	2,996.06	749.02
340	12.06 15:00:00	0:15:00	38,253.95	9,563.49	0.00	0.00	1,451.23	362.81
340	12.06 15:15:00	0:15:00	38,546.98	9,636.75	0.00	0.00	1,158.19	289.55
340	12.06 15:30:00	0:15:00	38,437.94	9,609.48	0.00	0.00	1,267.24	316.81
340	12.06 15:45:00	0:10:12	35,453.33	6,027.07	0.00	0.00	4,251.85	722.81
340	12.06 15:51:00	0:03:00	35,054.48	1,752.72	0.00	0.00	4,650.69	232.54
347	12.13 08:15:36	0:07:12	39,705.18	4,764.62	0.00	0.00	0.00	0.00
347	12.13 08:30:00	0:15:00	39,705.18	9,926.29	0.00	0.00	0.00	0.00
347	12.13 08:45:00	0:15:00	37,427.63	9,356.91	2,277.55	569.39	0.00	0.00
347	12.13 09:00:00	0:15:00	36,716.33	9,179.08	2,988.84	747.21	0.00	0.00
347	12.13 09:15:00	0:15:00	37,046.46	9,261.62	2,658.71	664.68	0.00	0.00
347	12.13 09:30:00	0:15:00	36,485.54	9,121.39	3,219.64	804.91	0.00	0.00
347	12.13 09:45:00	0:15:00	35,805.36	8,951.34	3,899.81	974.95	0.00	0.00
347	12.13 10:00:00	0:15:00	35,210.33	8,802.58	4,300.15	1,075.04	194.69	48.67
347	12.13 10:15:00	0:15:00	34,082.02	8,520.50	3,713.83	928.46	1,909.32	477.33
347	12.13 10:30:00	0:15:00	32,916.11	8,229.03	1,734.55	433.64	5,054.52	1,263.63
347	12.13 10:45:00	0:15:00	31,774.10	7,943.53	271.87	67.97	7,659.21	1,914.80
347	12.13 11:00:00	0:15:00	30,796.16	7,699.04	0.00	0.00	8,909.02	2,227.25
347	12.13 11:15:00	0:15:00	30,751.10	7,687.77	0.00	0.00	8,954.08	2,238.52
347	12.13 11:30:00	0:15:00	31,672.27	7,918.07	0.00	0.00	8,032.90	2,008.23
347	12.13 11:45:00	0:15:00	32,970.38	8,242.60	0.00	0.00	6,734.79	1,683.70
347	12.13 12:00:00	0:15:00	34,221.69	8,555.42	0.00	0.00	5,483.49	1,370.87
347	12.13 12:15:00	0:15:00	35,538.22	8,884.56	0.00	0.00	4,166.95	1,041.74
347	12.13 12:30:00	0:15:00	36,748.70	9,187.17	0.00	0.00	2,956.48	739.12
347	12.13 12:45:00	0:15:00	37,909.63	9,477.41	0.00	0.00	1,795.55	448.89
347	12.13 13:00:00	0:15:00	38,522.83	9,630.71	0.00	0.00	1,182.34	295.59
347	12.13 13:15:00	0:15:00	38,546.24	9,636.56	0.00	0.00	1,158.94	289.74
347	12.13 13:30:00	0:15:00	38,546.24	9,636.56	0.00	0.00	1,158.94	289.74
347	12.13 13:45:00	0:15:00	38,454.12	9,613.53	0.00	0.00	1,251.06	312.76
347	12.13 14:00:00	0:15:00	37,708.46	9,427.12	0.00	0.00	1,996.71	499.18
347	12.13 14:15:00	0:15:00	36,802.48	9,200.62	0.00	0.00	2,902.70	725.68
347	12.13 14:30:00	0:15:00	36,199.98	9,049.99	0.00	0.00	3,505.20	876.30
347	12.13 14:45:00	0:15:00	36,665.05	9,166.26	0.00	0.00	3,040.13	760.03
347	12.13 15:00:00	0:15:00	38,177.27	9,544.32	0.00	0.00	1,527.91	381.98
347	12.13 15:15:00	0:15:00	38,546.24	9,636.56	0.00	0.00	1,158.94	289.74
347	12.13 15:30:00	0:15:00	38,502.17	9,625.54	0.00	0.00	1,203.01	300.75
347	12.13 15:45:00	0:10:48	35,466.27	6,383.93	0.00	0.00	4,238.90	763.00
347	12.13 15:52:11	0:03:36	34,898.13	2,093.89	0.00	0.00	4,807.05	288.42
354	12.20 08:19:48	0:04:48	39,705.18	3,176.41	0.00	0.00	0.00	0.00
354	12.20 08:30:00	0:12:36	39,705.18	8,338.09	0.00	0.00	0.00	0.00
354	12.20 08:45:00	0:15:00	37,886.48	9,471.62	1,818.70	454.68	0.00	0.00
354	12.20 09:00:00	0:15:00	36,603.80	9,150.95	3,101.38	775.34	0.00	0.00
354	12.20 09:15:00	0:15:00	37,066.13	9,266.53	2,639.05	659.76	0.00	0.00
354	12.20 09:30:00	0:15:00	36,687.20	9,171.80	3,017.97	754.49	0.00	0.00
354	12.20 09:45:00	0:15:00	35,962.96	8,990.74	3,742.22	935.55	0.00	0.00



# SCH CUM MAY2020 1450 OWENS E AND D FOR D 39 FT EXIST UPPER ONLY - P9 Skate Park

DayNum	Date+Time	Duration	ExSF	ExSFHr	NewSF	NewSFHr	SunnySF	SunnySFHr
354	12.20 10:00:00	0:15:00	35,381.87	8,845.47	4,250.85	1,062.71	72.45	18.11
354	12.20 10:15:00	0:15:00	34,376.05	8,594.01	3,955.58	988.90	1,373.55	343.39
354	12.20 10:30:00	0:15:00	33,164.33	8,291.08	2,180.20	545.05	4,360.65	1,090.16
354	12.20 10:45:00	0:15:00	32,020.33	8,005.08	432.21	108.05	7,252.64	1,813.16
354	12.20 11:00:00	0:15:00	30,962.72	7,740.68	5.48	1.37	8,736.98	2,184.25
354	12.20 11:15:00	0:15:00	30,672.17	7,668.04	0.00	0.00	9,033.00	2,258.25
354	12.20 11:30:00	0:15:00	31,424.30	7,856.08	0.00	0.00	8,280.87	2,070.22
354	12.20 11:45:00	0:15:00	32,701.50	8,175.38	0.00	0.00	7,003.68	1,750.92
354	12.20 12:00:00	0:15:00	33,963.51	8,490.88	0.00	0.00	5,741.67	1,435.42
354	12.20 12:15:00	0:15:00	35,310.42	8,827.61	0.00	0.00	4,394.76	1,098.69
354	12.20 12:30:00	0:15:00	36,524.13	9,131.03	0.00	0.00	3,181.05	795.26
354	12.20 12:45:00	0:15:00	37,704.23	9,426.06	0.00	0.00	2,000.94	500.24
354	12.20 13:00:00	0:15:00	38,501.42	9,625.36	0.00	0.00	1,203.75	300.94
354	12.20 13:15:00	0:15:00	38,546.24	9,636.56	0.00	0.00	1,158.94	289.74
354	12.20 13:30:00	0:15:00	38,546.24	9,636.56	0.00	0.00	1,158.94	289.74
354	12.20 13:45:00	0:15:00	38,518.10	9,629.53	0.00	0.00	1,187.07	296.77
354	12.20 14:00:00	0:15:00	37,851.37	9,462.84	0.00	0.00	1,853.80	463.45
354	12.20 14:15:00	0:15:00	36,945.38	9,236.35	0.00	0.00	2,759.79	689.95
354	12.20 14:30:00	0:15:00	36,275.41	9,068.85	0.00	0.00	3,429.76	857.44
354	12.20 14:45:00	0:15:00	36,505.46	9,126.36	0.00	0.00	3,199.72	799.93
354	12.20 15:00:00	0:15:00	37,955.44	9,488.86	0.00	0.00	1,749.74	437.43
354	12.20 15:15:00	0:15:00	38,546.24	9,636.56	0.00	0.00	1,158.94	289.74
354	12.20 15:30:00	0:15:00	38,546.24	9,636.56	0.00	0.00	1,158.94	289.74
354	12.20 15:45:00	0:12:36	35,535.48	7,462.45	0.00	0.00	4,169.69	875.64
354	12.20 15:54:36	0:04:48	34,923.77	2,793.90	0.00	0.00	4,781.40	382.51
			40,293,755.09	9,681,694.81	609,511.54	152,302.69	4,598,863.83	1,109,939.86



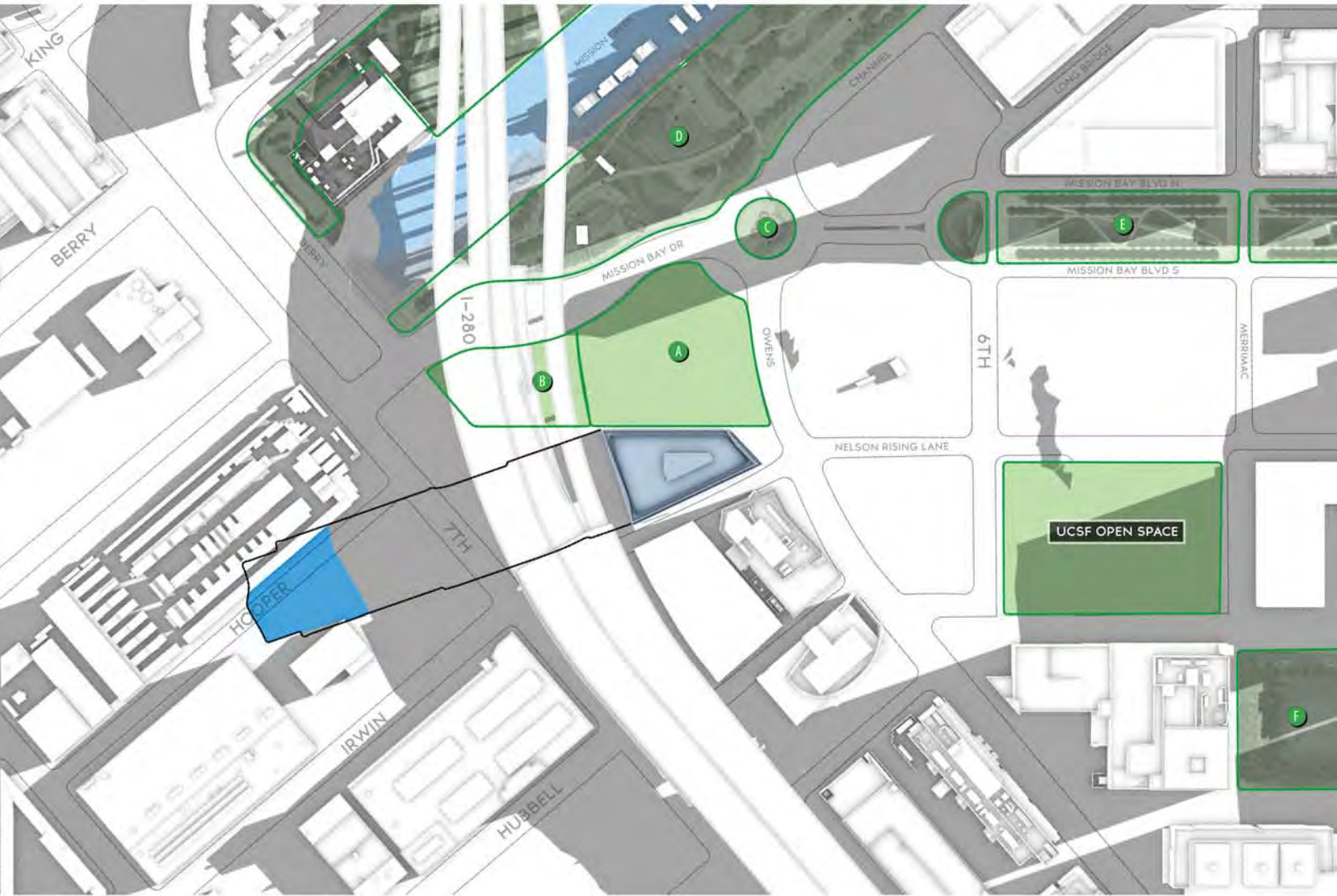
Exhibit C1 - 1450 Owens Street

Graphical Shadow Projections



# C1.1

## 1450 OWENS STREET Summer Solstice (No Mirror Date)



SUMMER SOLSTICE (NO MIRROR DATE)  
JUNE 21

6:47 AM

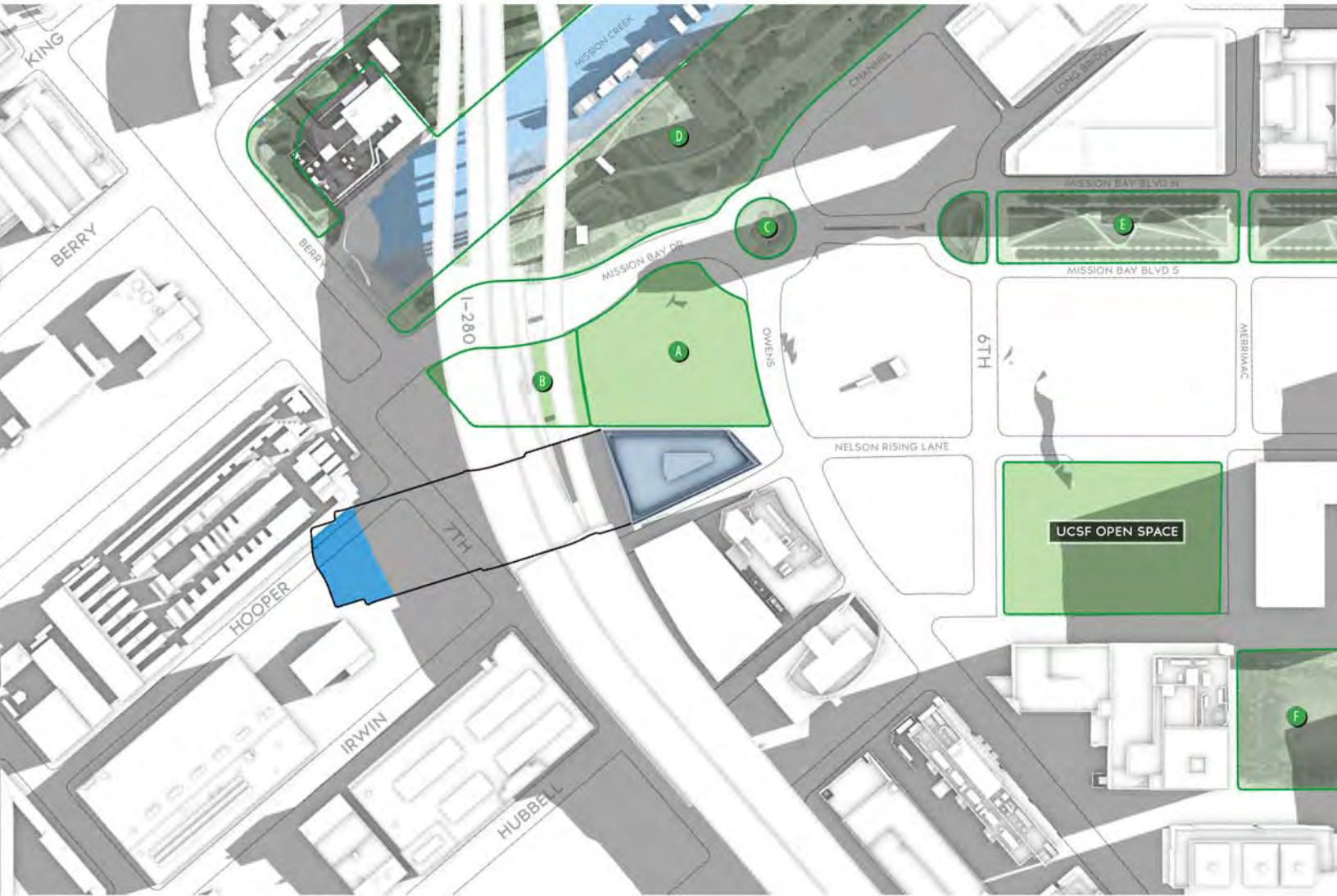
### LEGEND

- Existing Structures
- 1450 Owens Street Project
- Existing Shadows
- Proposed Project's Net New Shadow

- Open/Public Spaces
  - A Owens Field
  - B Future Skate Park
  - C Turnaround Park
  - D Mission Creek Park
  - E Mission Bay Commons Park
  - F Koret Quad

# C1.2

## 1450 OWENS STREET Summer Solstice (No Mirror Date)



SUMMER SOLSTICE (NO MIRROR DATE)  
JUNE 21

7:00 AM

### LEGEND

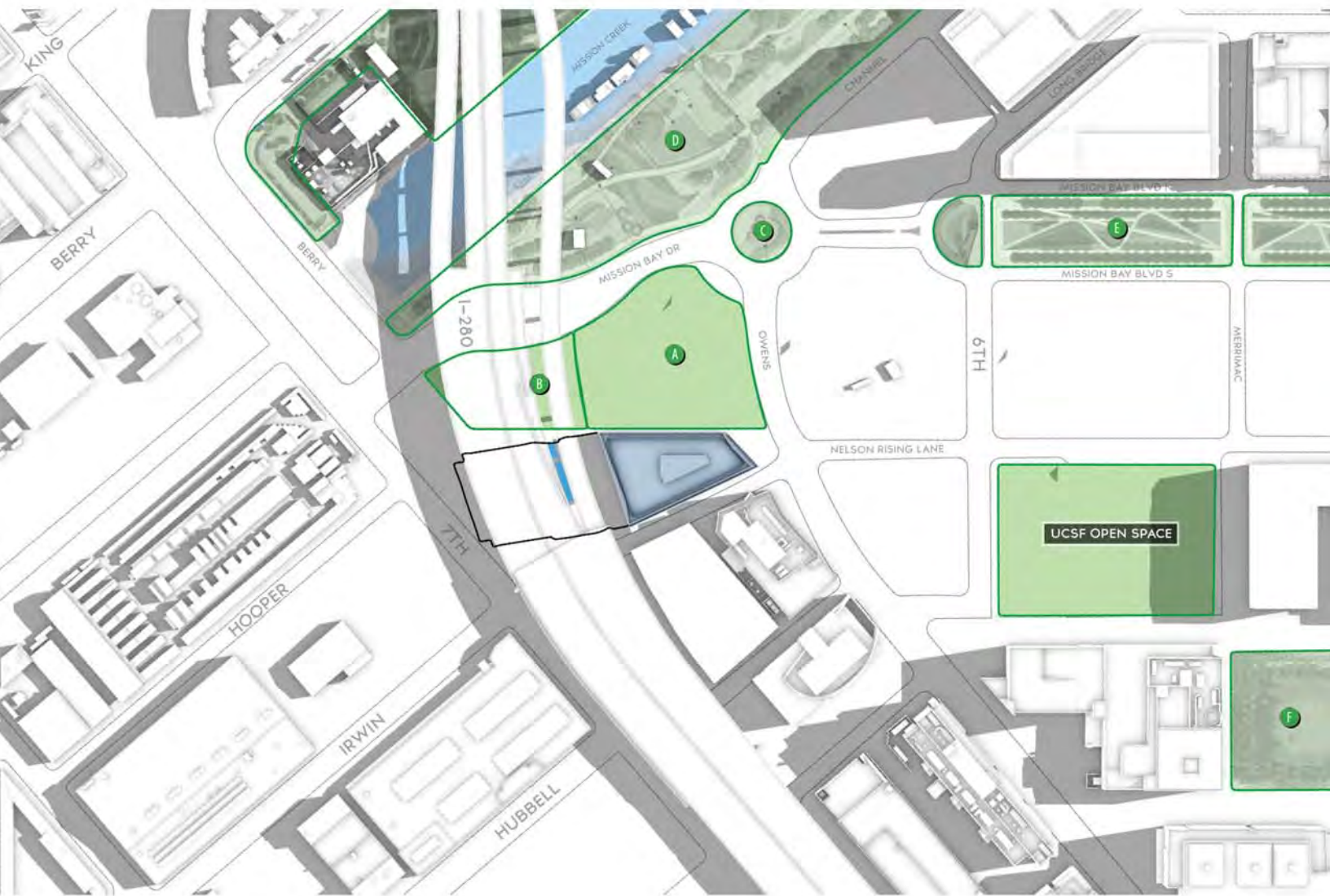
- Existing Structures
- 1450 Owens Street Project
- Existing Shadows
- Proposed Project's Net New Shadow

- Open/Public Spaces
  - A Owens Field
  - B Future Skate Park
  - C Turnaround Park
  - D Mission Creek Park
  - E Mission Bay Commons Park
  - F Koret Quad



# C1.3

## 1450 OWENS STREET Summer Solstice (No Mirror Date)



**SUMMER SOLSTICE (NO MIRROR DATE)**  
**JUNE 21**


**8:00 AM**

### LEGEND

- Existing Structures
- 1450 Owens Street Project
- Existing Shadows
- Proposed Project's Net New Shadow

- Open/Public Spaces
  - A Owens Field
  - B Future Skate Park
  - C Turnaround Park
  - D Mission Creek Park
  - E Mission Bay Commons Park
  - F Koret Quad

**1450 OWENS STREET**  
Summer Solstice (No Mirror Date)



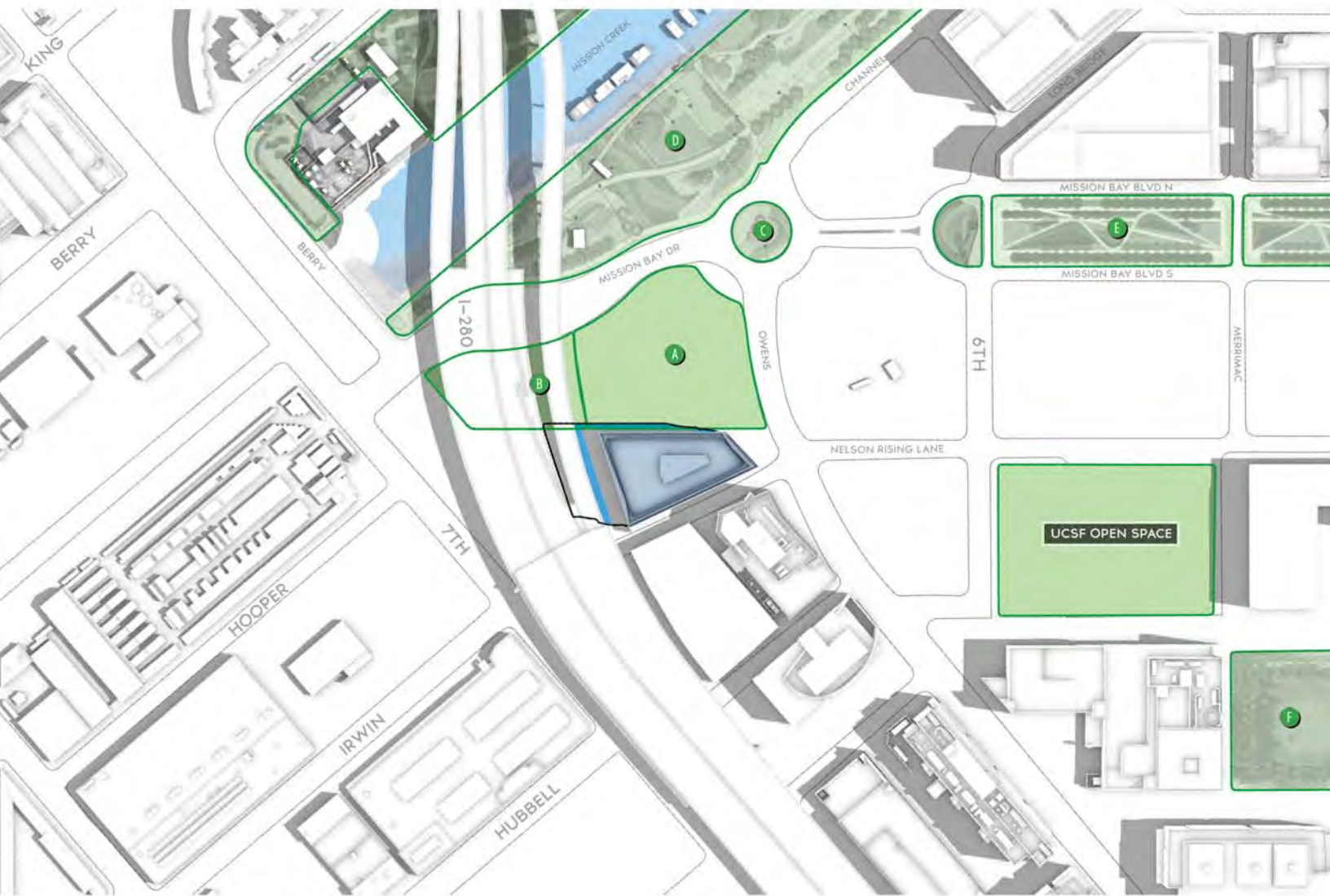
Existing Structures  
1450 Owens Street Project  
Existing Shadows  
Proposed Project's Net New Shadow

- Open/Public Spaces
- A** Owens Field
  - B** Future Skate Park
  - C** Turnaround Park
  - D** Mission Creek Park
  - E** Mission Bay Commons Park
  - F** Koret Quad



# C1.5

## 1450 OWENS STREET Summer Solstice (No Mirror Date)



SUMMER SOLSTICE (NO MIRROR DATE)  
JUNE 21

10:00 AM

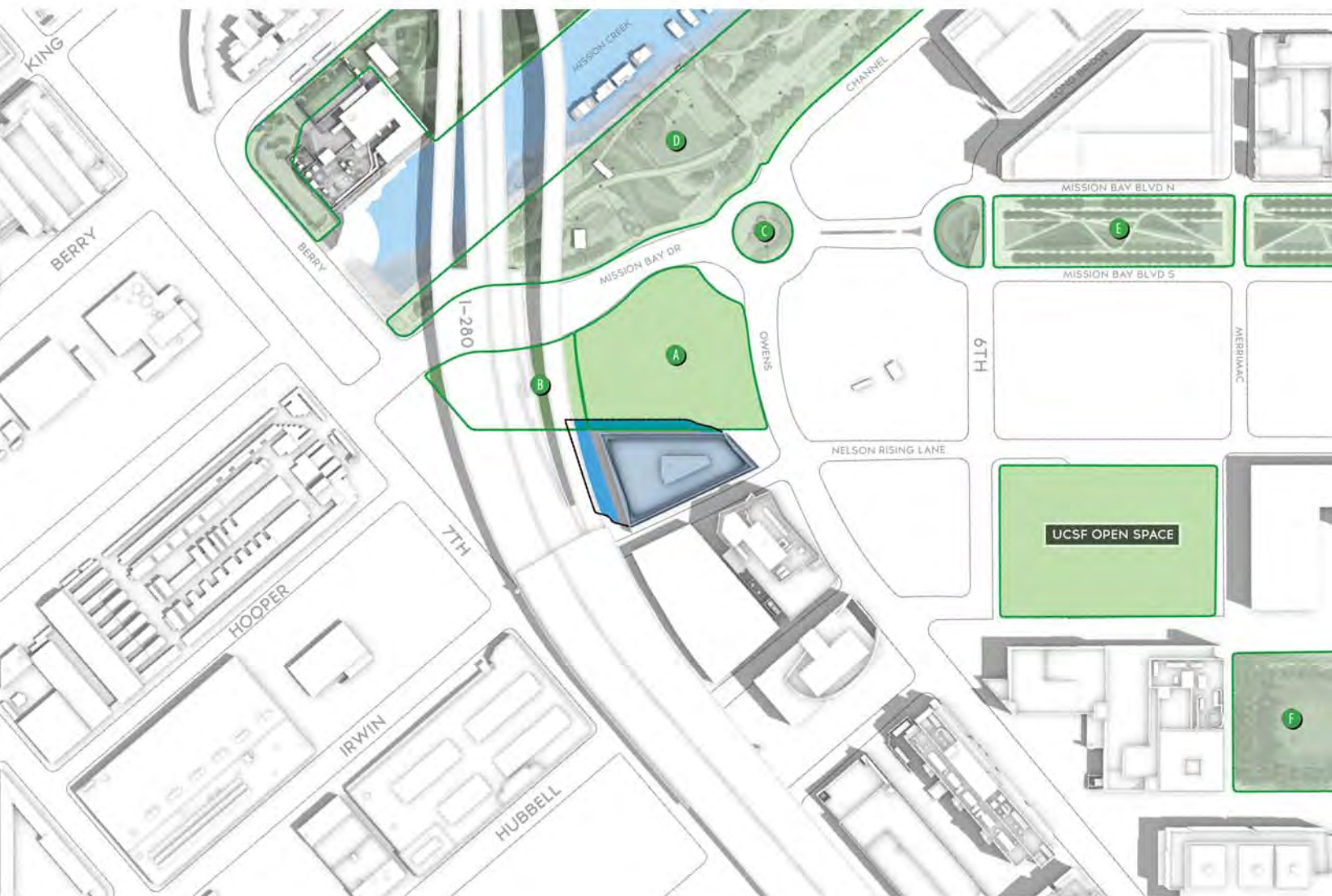
### LEGEND

- Existing Structures
- 1450 Owens Street Project
- Existing Shadows
- Proposed Project's Net New Shadow

- Open/Public Spaces
- A Owens Field
- B Future Skate Park
- C Turnaround Park
- D Mission Creek Park
- E Mission Bay Commons Park
- F Koret Quad

# C1.6

## 1450 OWENS STREET Summer Solstice (No Mirror Date)



**SUMMER SOLSTICE (NO MIRROR DATE)**  
**JUNE 21**

**11:00 AM**

### LEGEND

- Existing Structures
- 1450 Owens Street Project
- Existing Shadows
- Proposed Project's Net New Shadow

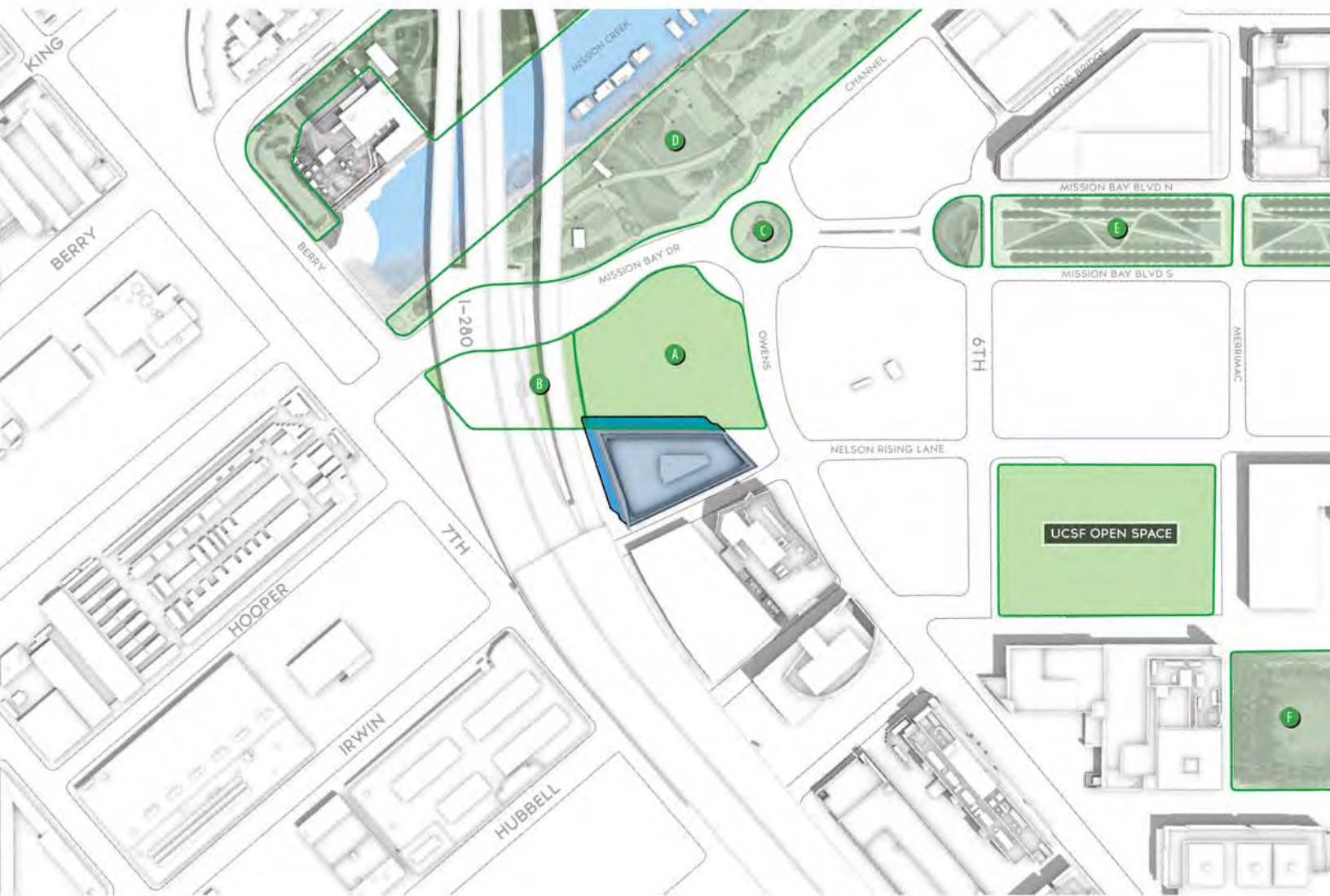
- Open/Public Spaces
- Owens Field
- Future Skate Park
- Turnaround Park
- Mission Creek Park
- Mission Bay Commons Park
- Koret Quad



# C1.7

## 1450 OWENS STREET

Summer Solstice (No Mirror Date)



**SUMMER SOLSTICE (NO MIRROR DATE)**  
**JUNE 21**

**12:00 PM**

### LEGEND

- Existing Structures
- 1450 Owens Street Project
- Existing Shadows
- Proposed Project's Net New Shadow

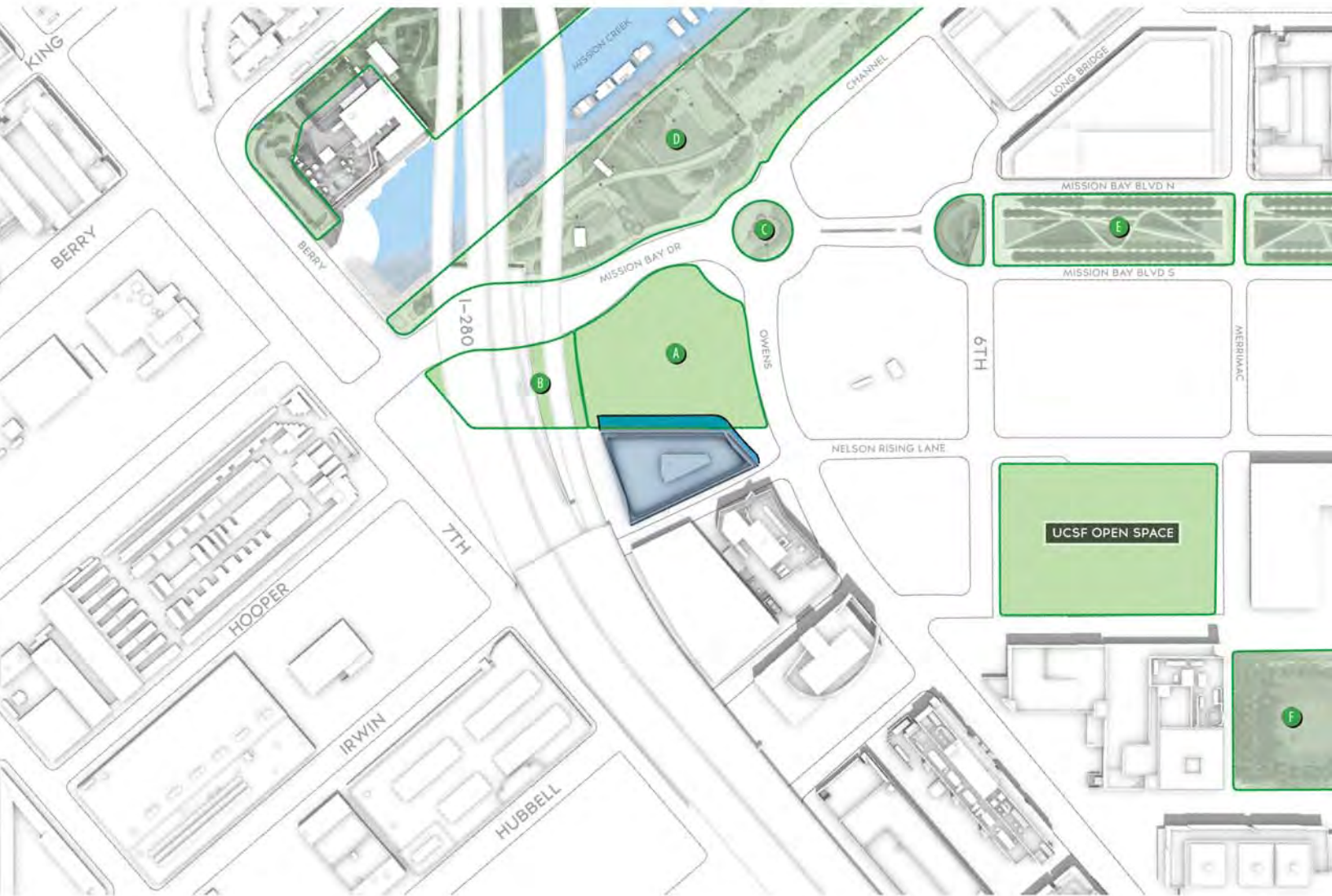
- Open/Public Spaces
- A Owens Field
- B Future Skate Park
- C Turnaround Park
- D Mission Creek Park
- E Mission Bay Commons Park
- F Koret Quad



# C1.8

## 1450 OWENS STREET

Summer Solstice (No Mirror Date)



**SUMMER SOLSTICE (NO MIRROR DATE)**  
**JUNE 21**

**1:00 PM**

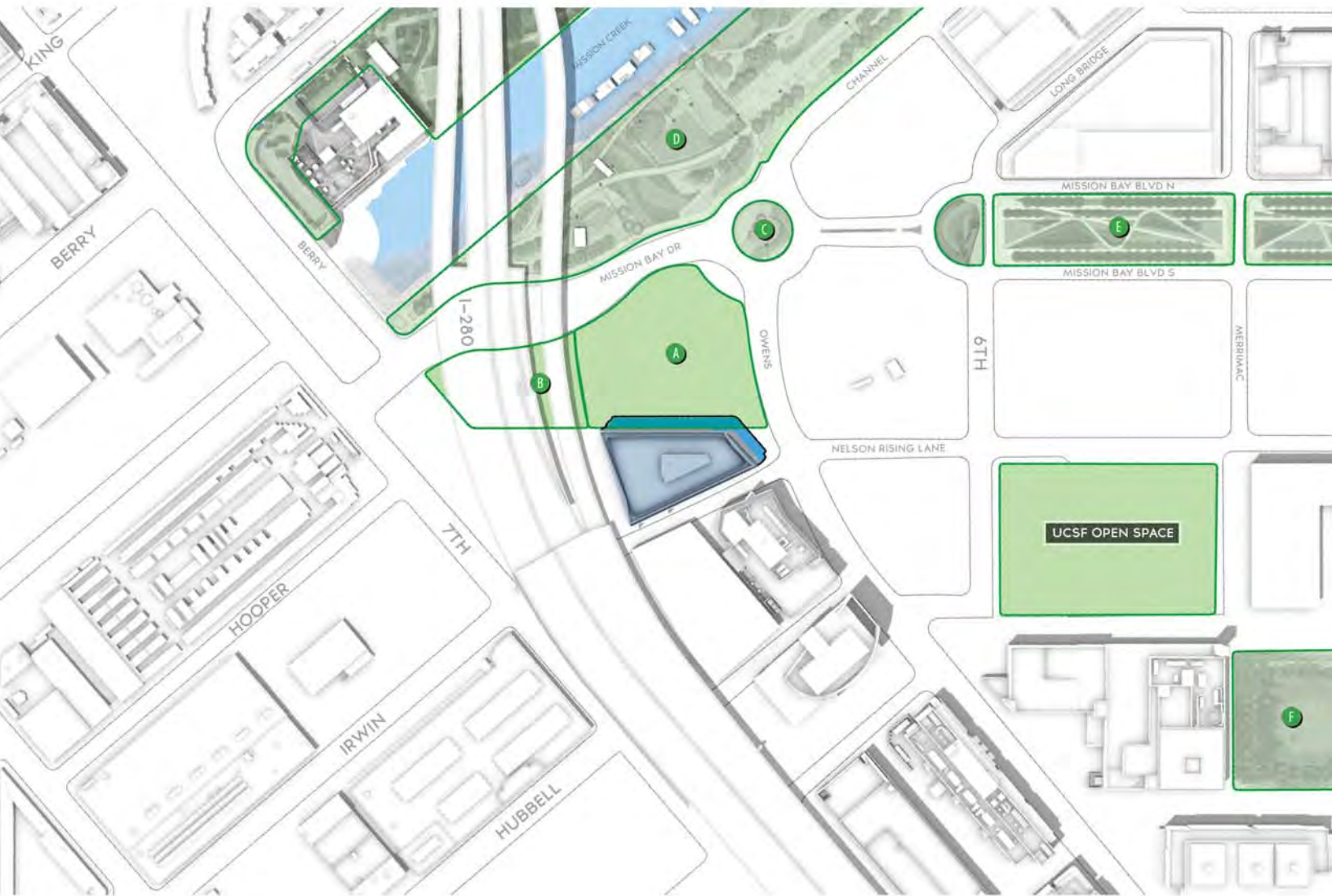
### LEGEND

-  Existing Structures
-  1450 Owens Street Project
-  Existing Shadows
-  Proposed Project's Net New Shadow

-  Open/Public Spaces
-  Owens Field
-  Future Skate Park
-  Turnaround Park
-  Mission Creek Park
-  Mission Bay Commons Park
-  Koret Quad

# C1.9

## 1450 OWENS STREET Summer Solstice (No Mirror Date)



**SUMMER SOLSTICE (NO MIRROR DATE)**  
**JUNE 21**

**2:00 PM**

### LEGEND

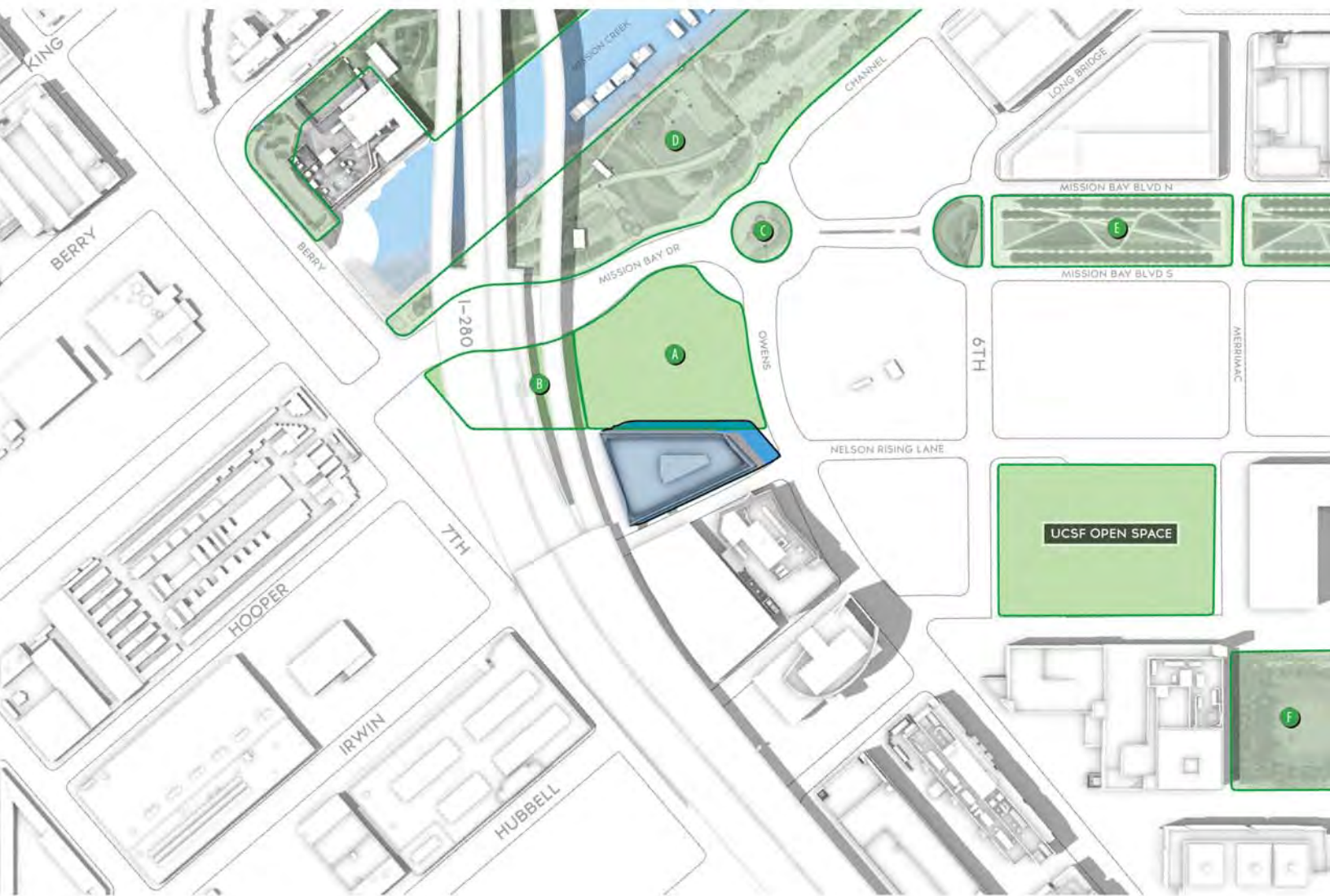
- Existing Structures
- 1450 Owens Street Project
- Existing Shadows
- Proposed Project's Net New Shadow
- Open/Public Spaces
  - A Owens Field
  - B Future Skate Park
  - C Turnaround Park
  - D Mission Creek Park
  - E Mission Bay Commons Park
  - F Koret Quad



# C1.10

## 1450 OWENS STREET

Summer Solstice (No Mirror Date)



**SUMMER SOLSTICE (NO MIRROR DATE)**  
**JUNE 21**

**3:00 PM**

### LEGEND

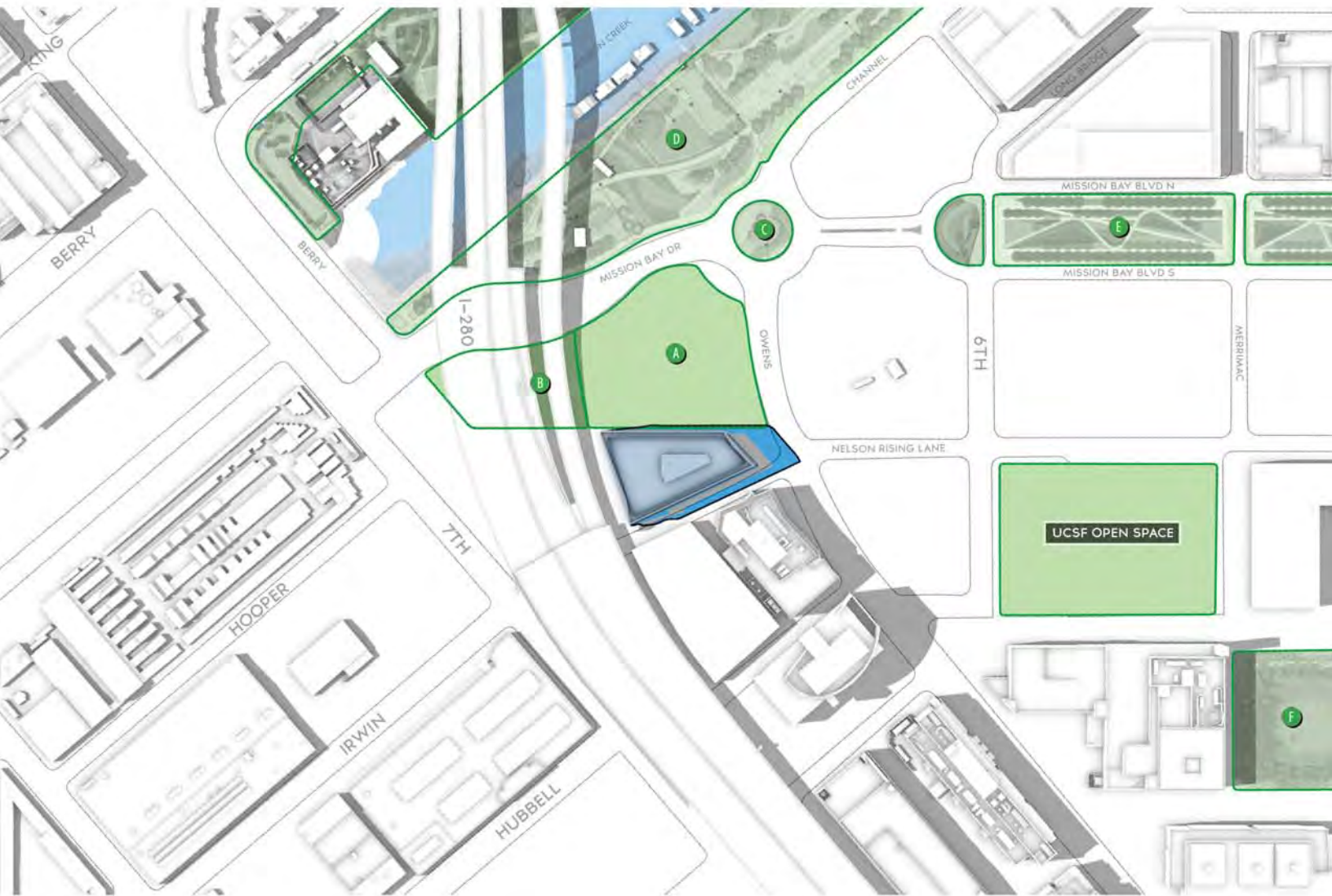
- Existing Structures
- 1450 Owens Street Project
- Existing Shadows
- Proposed Project's Net New Shadow

- Open/Public Spaces
- A Owens Field
- B Future Skate Park
- C Turnaround Park
- D Mission Creek Park
- E Mission Bay Commons Park
- F Koret Quad

# C1.11

## 1450 OWENS STREET

Summer Solstice (No Mirror Date)



**SUMMER SOLSTICE (NO MIRROR DATE)**  
**JUNE 21**

**4:00 PM**

### LEGEND

- Existing Structures
- 1450 Owens Street Project
- Existing Shadows
- Proposed Project's Net New Shadow

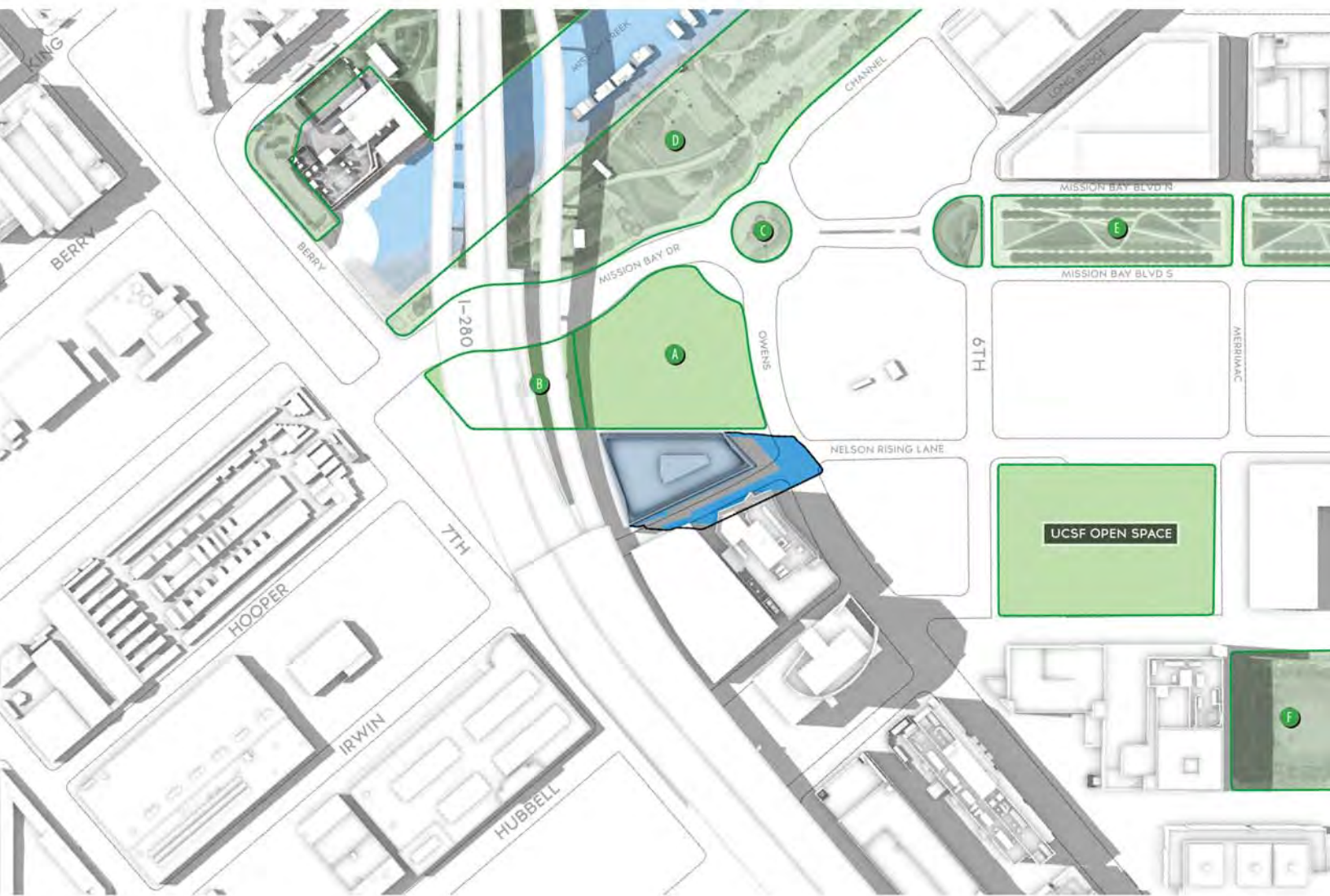
- Open/Public Spaces
- A Owens Field
- B Future Skate Park
- C Turnaround Park
- D Mission Creek Park
- E Mission Bay Commons Park
- F Koret Quad



C1.12

1450 OWENS STREET

Summer Solstice (No Mirror Date)



↑

N

SUMMER SOLSTICE (NO MIRROR DATE)

JUNE 21

5:00 PM

LEGEND

Existing Structures

1450 Owens Street Project

Existing Shadows

Proposed Project's Net New Shadow

Open/Public Spaces

A Owens Field

B Future Skate Park

C Turnaround Park

D Mission Creek Park

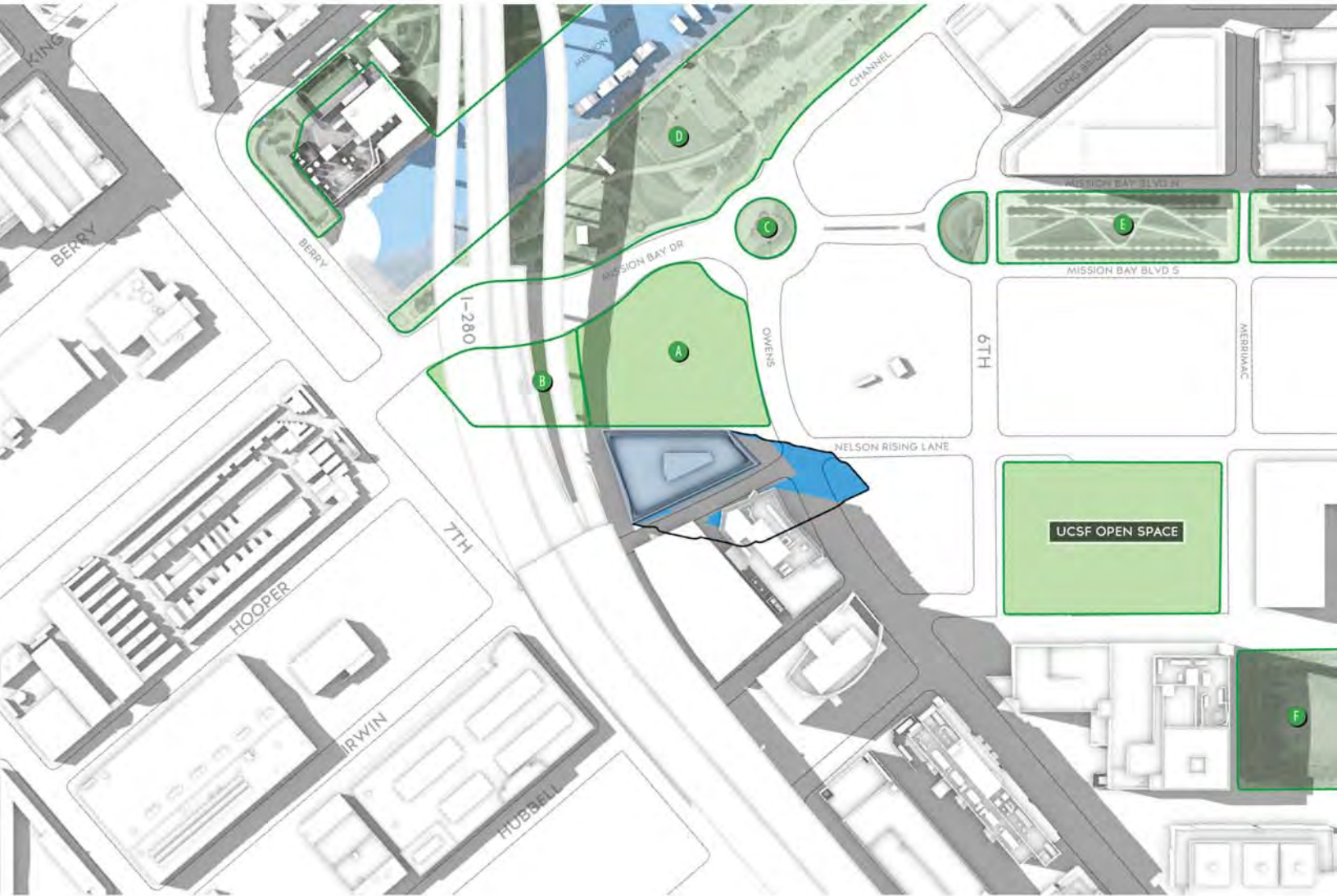
E Mission Bay Commons Park

F Koret Quad

FASTCAST | 1450 OWENS STREET | JUNE, 2020

# C1.13

## 1450 OWENS STREET Summer Solstice (No Mirror Date)



SUMMER SOLSTICE (NO MIRROR DATE)  
JUNE 21

6:00 PM

### LEGEND

- Existing Structures
- 1450 Owens Street Project
- Existing Shadows
- Proposed Project's Net New Shadow

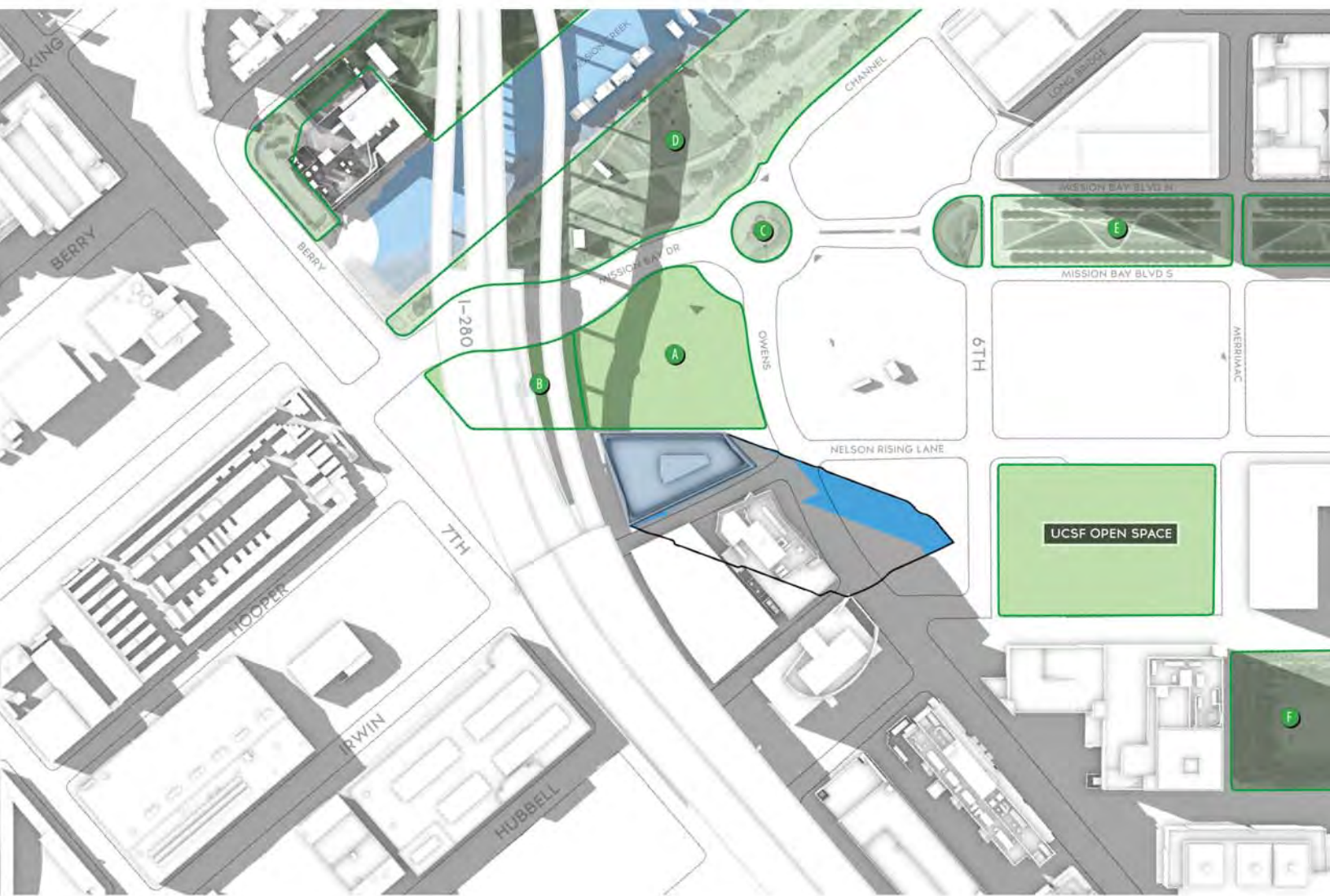
- Open/Public Spaces
  - A Owens Field
  - B Future Skate Park
  - C Turnaround Park
  - D Mission Creek Park
  - E Mission Bay Commons Park
  - F Koret Quad



C1.14

1450 OWENS STREET

Summer Solstice (No Mirror Date)



↑

N

SUMMER SOLSTICE (NO MIRROR DATE)

JUNE 21

7:00 PM

LEGEND

Existing Structures

1450 Owens Street Project

Existing Shadows

Proposed Project's Net New Shadow

Open/Public Spaces

A Owens Field

B Future Skate Park

C Turnaround Park

D Mission Creek Park

E Mission Bay Commons Park

F Koret Quad

FASTCAST | 1450 OWENS STREET | JUNE, 2020



C1.15

1450 OWENS STREET

Summer Solstice (No Mirror Date)



↑

N

SUMMER SOLSTICE (NO MIRROR DATE)

JUNE 21

7:36 PM

LEGEND

Existing Structures

1450 Owens Street Project

Existing Shadows

Proposed Project's Net New Shadow

Open/Public Spaces

A

Owens Field

B

Future Skate Park

C

Turnaround Park

D

Mission Creek Park

E

Mission Bay Commons Park

F

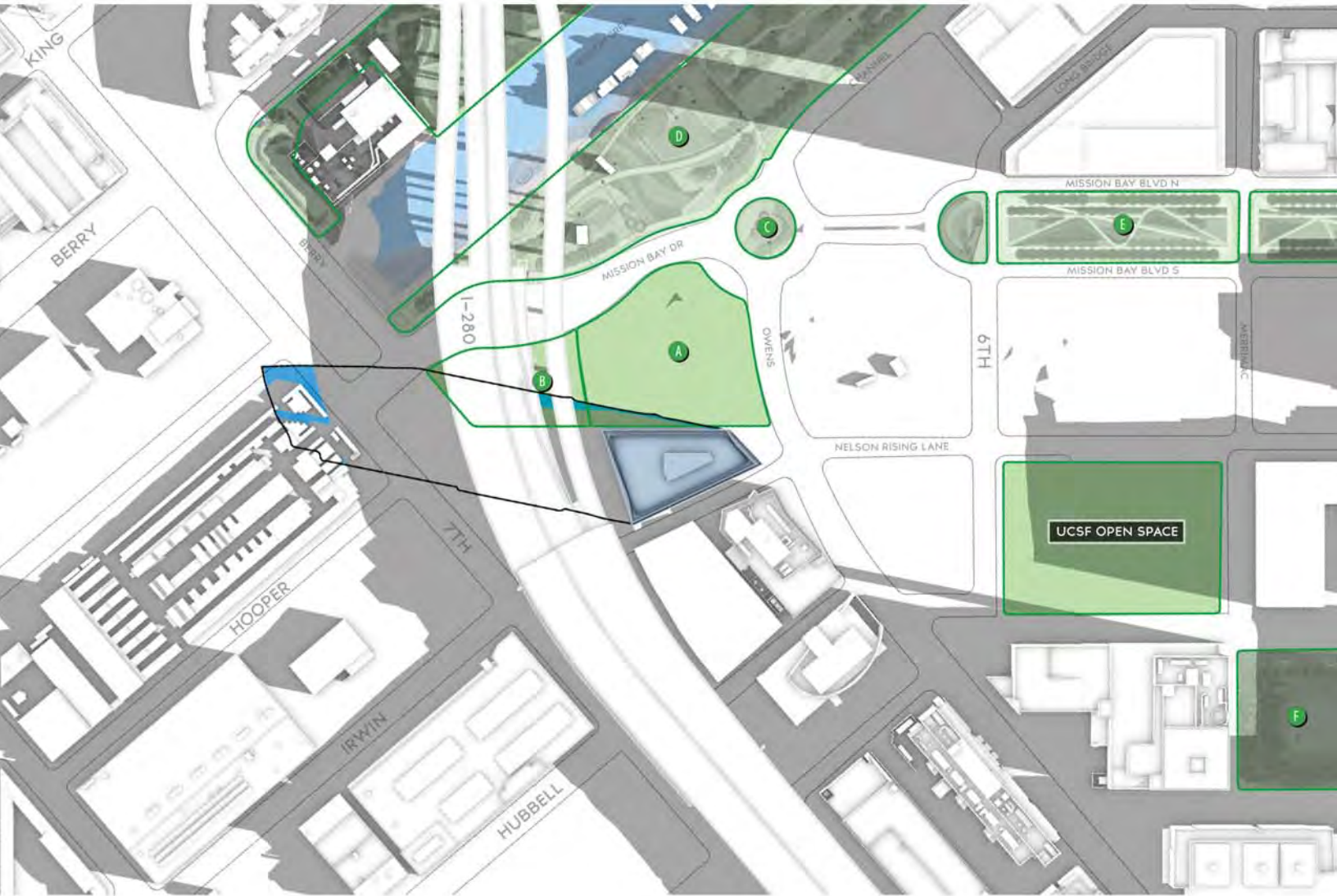
Koret Quad

FASTCAST | 1450 OWENS STREET | JUNE, 2020

C1.16

1450 OWENS STREET

Fall/Spring Equinoxes



FALL EQUINOX (SPRING SIMILAR)  
SEPTEMBER 21

7:57 AM

LEGEND

- Existing Structures
- 1450 Owens Street Project
- Existing Shadows
- Proposed Project's Net New Shadow

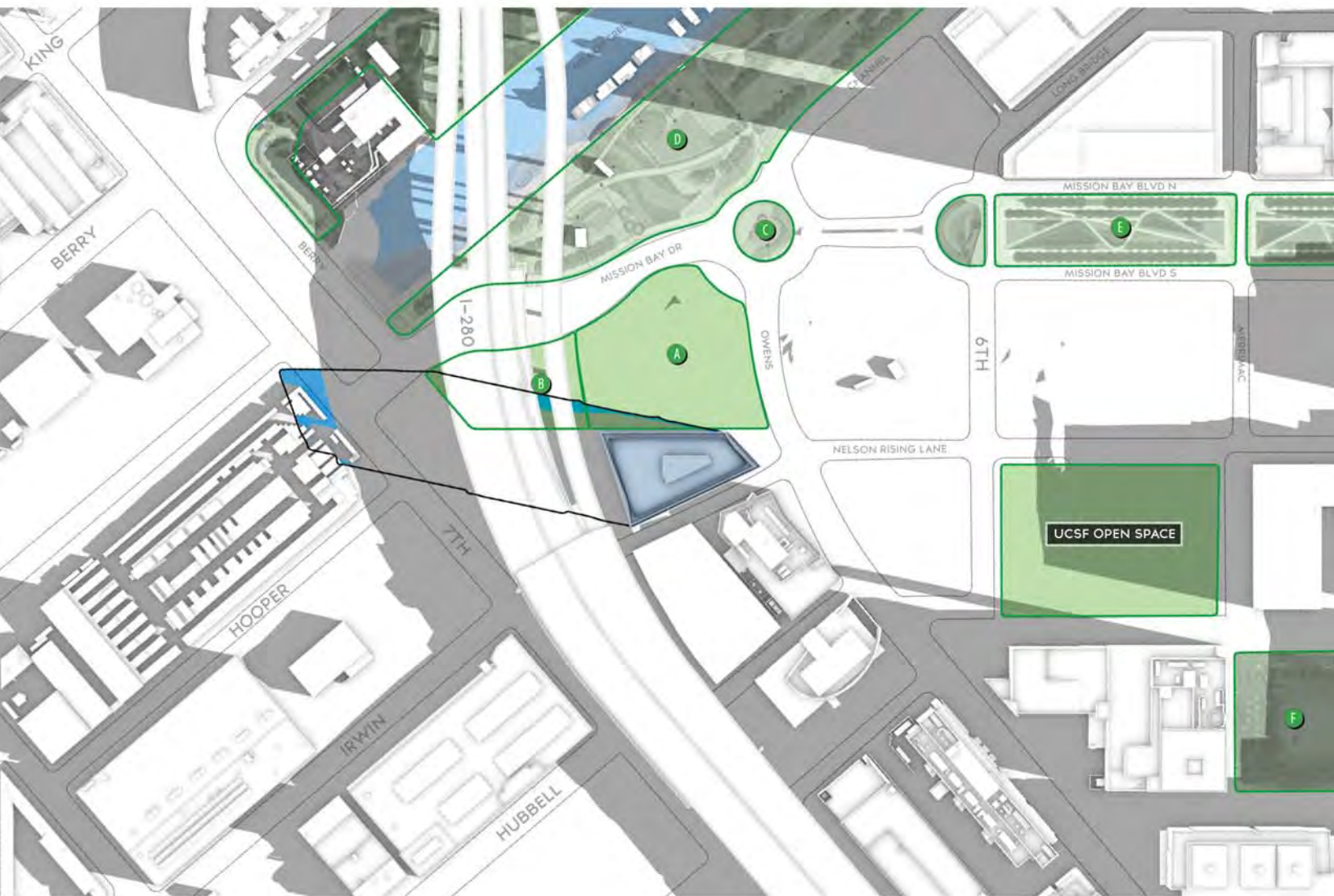
- Open/Public Spaces
  - A Owens Field
  - B Future Skate Park
  - C Turnaround Park
  - D Mission Creek Park
  - E Mission Bay Commons Park
  - F Koret Quad



# C1.17

## 1450 OWENS STREET

Fall/Spring Equinoxes



**FALL EQUINOX (SPRING SIMILAR)**  
**SEPTEMBER 21**

**8:00 AM**

### LEGEND

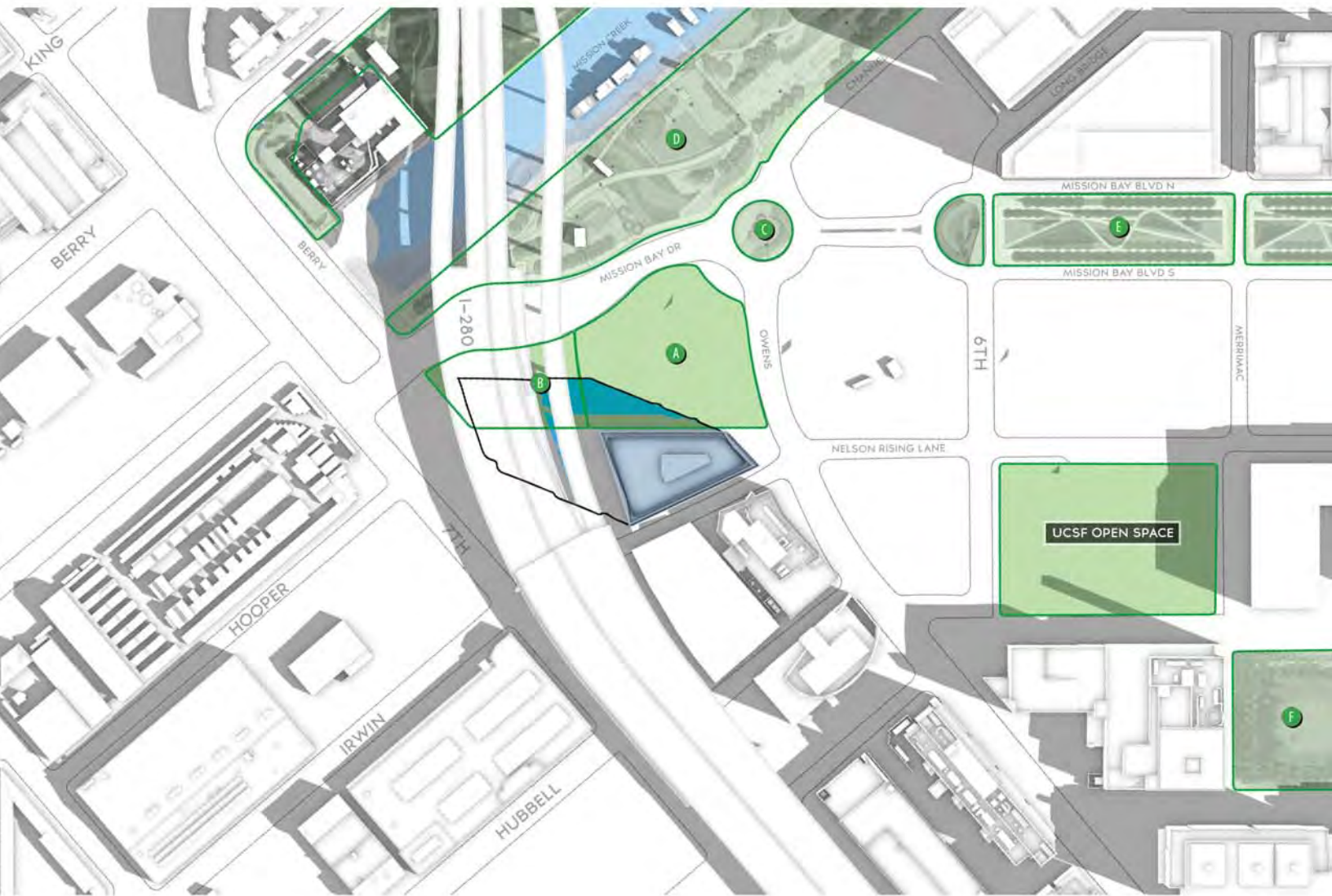
-  Existing Structures
-  1450 Owens Street Project
-  Existing Shadows
-  Proposed Project's Net New Shadow

-  Open/Public Spaces
-  A Owens Field
-  B Future Skate Park
-  C Turnaround Park
-  D Mission Creek Park
-  E Mission Bay Commons Park
-  F Koret Quad

# C1.18

## 1450 OWENS STREET

Fall/Spring Equinoxes



**FALL EQUINOX (SPRING SIMILAR)**  
**SEPTEMBER 21**

**9:00 AM**

### LEGEND

-  Existing Structures
-  1450 Owens Street Project
-  Existing Shadows
-  Proposed Project's Net New Shadow

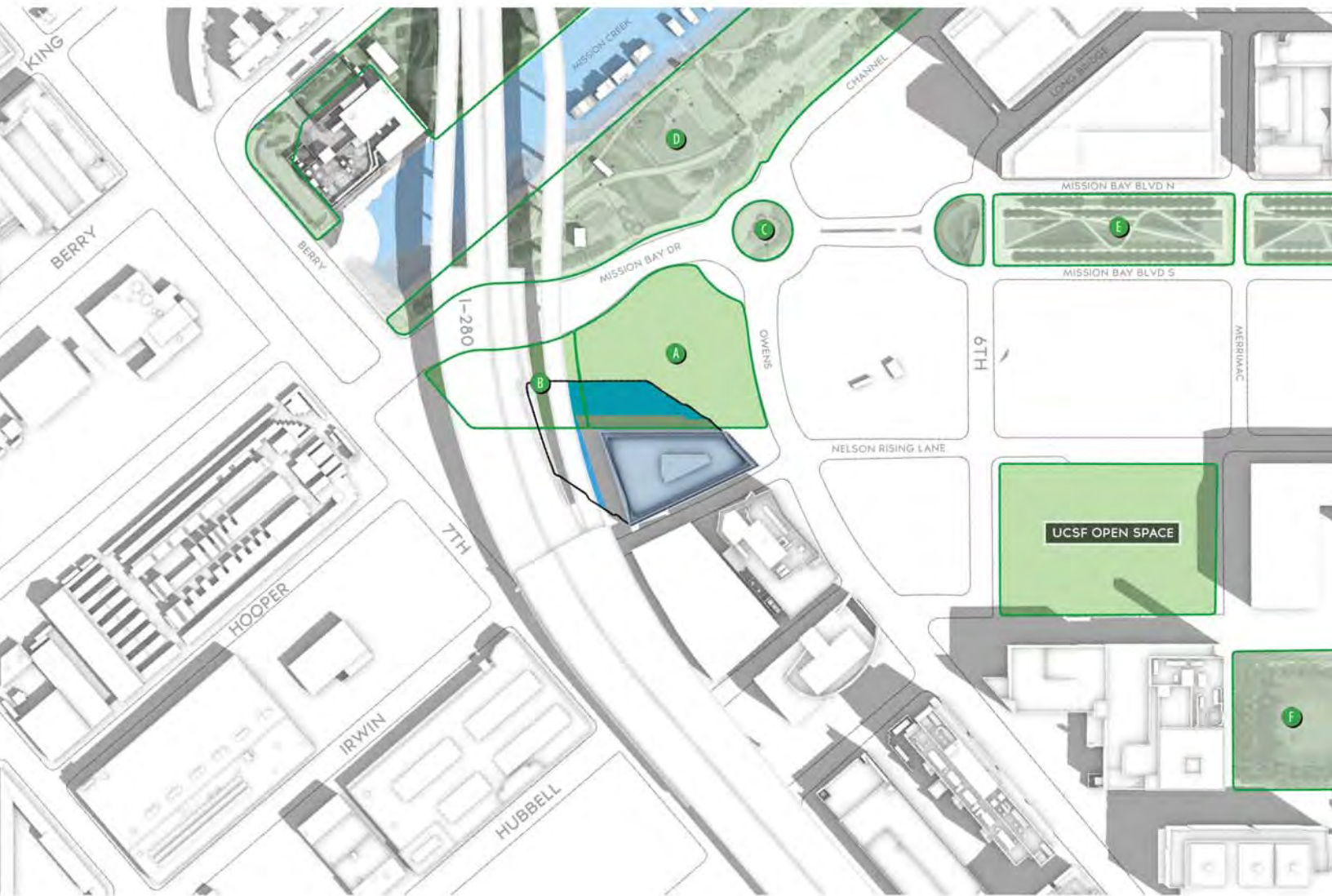
-  Open/Public Spaces
-  A Owens Field
-  B Future Skate Park
-  C Turnaround Park
-  D Mission Creek Park
-  E Mission Bay Commons Park
-  F Koret Quad



# C1.19

## 1450 OWENS STREET

Fall/Spring Equinoxes



**FALL EQUINOX (SPRING SIMILAR)**  
**SEPTEMBER 21**

**10:00 AM**

### LEGEND

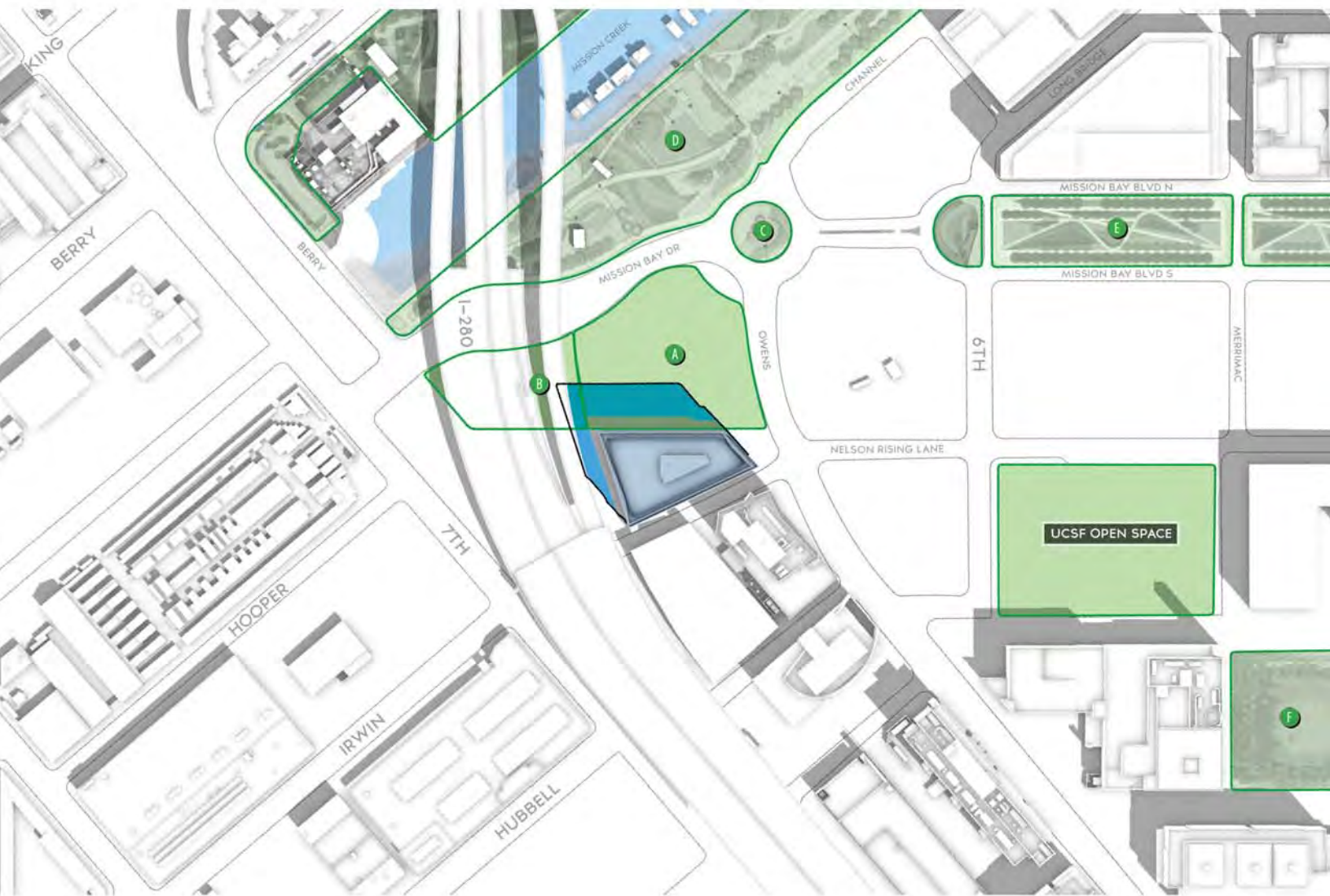
-  Existing Structures
-  1450 Owens Street Project
-  Existing Shadows
-  Proposed Project's Net New Shadow

-  Open/Public Spaces
-  A Owens Field
-  B Future Skate Park
-  C Turnaround Park
-  D Mission Creek Park
-  E Mission Bay Commons Park
-  F Koret Quad

C1.20

1450 OWENS STREET

Fall/Spring Equinoxes



FALL EQUINOX (SPRING SIMILAR)  
SEPTEMBER 21

11:00 AM

LEGEND

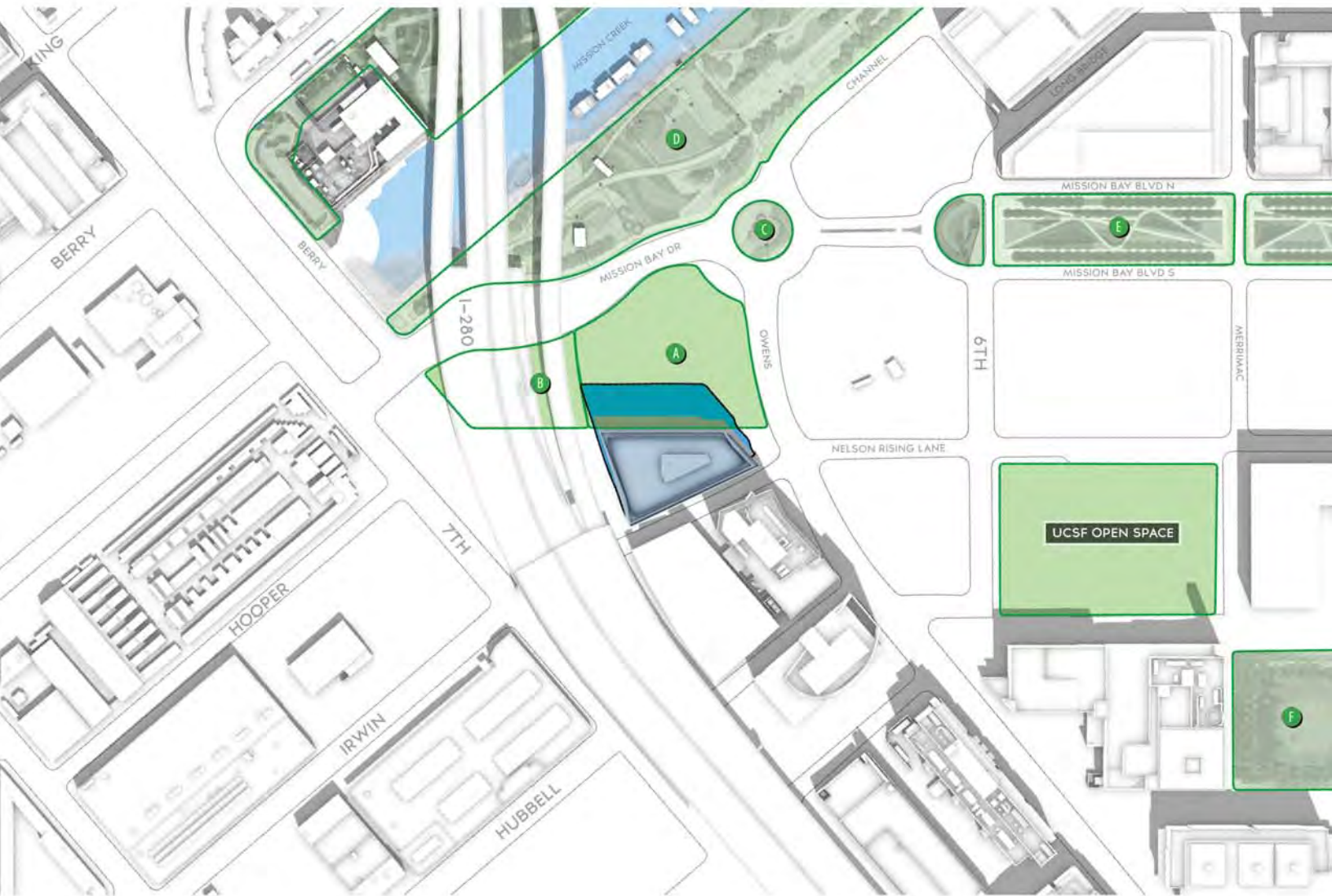
- Existing Structures
- 1450 Owens Street Project
- Existing Shadows
- Proposed Project's Net New Shadow

- Open/Public Spaces
  - A Owens Field
  - B Future Skate Park
  - C Turnaround Park
  - D Mission Creek Park
  - E Mission Bay Commons Park
  - F Koret Quad



# C1.21 1450 OWENS STREET

Fall/Spring Equinoxes



FALL EQUINOX (SPRING SIMILAR)  
SEPTEMBER 21

12:00 PM

## LEGEND

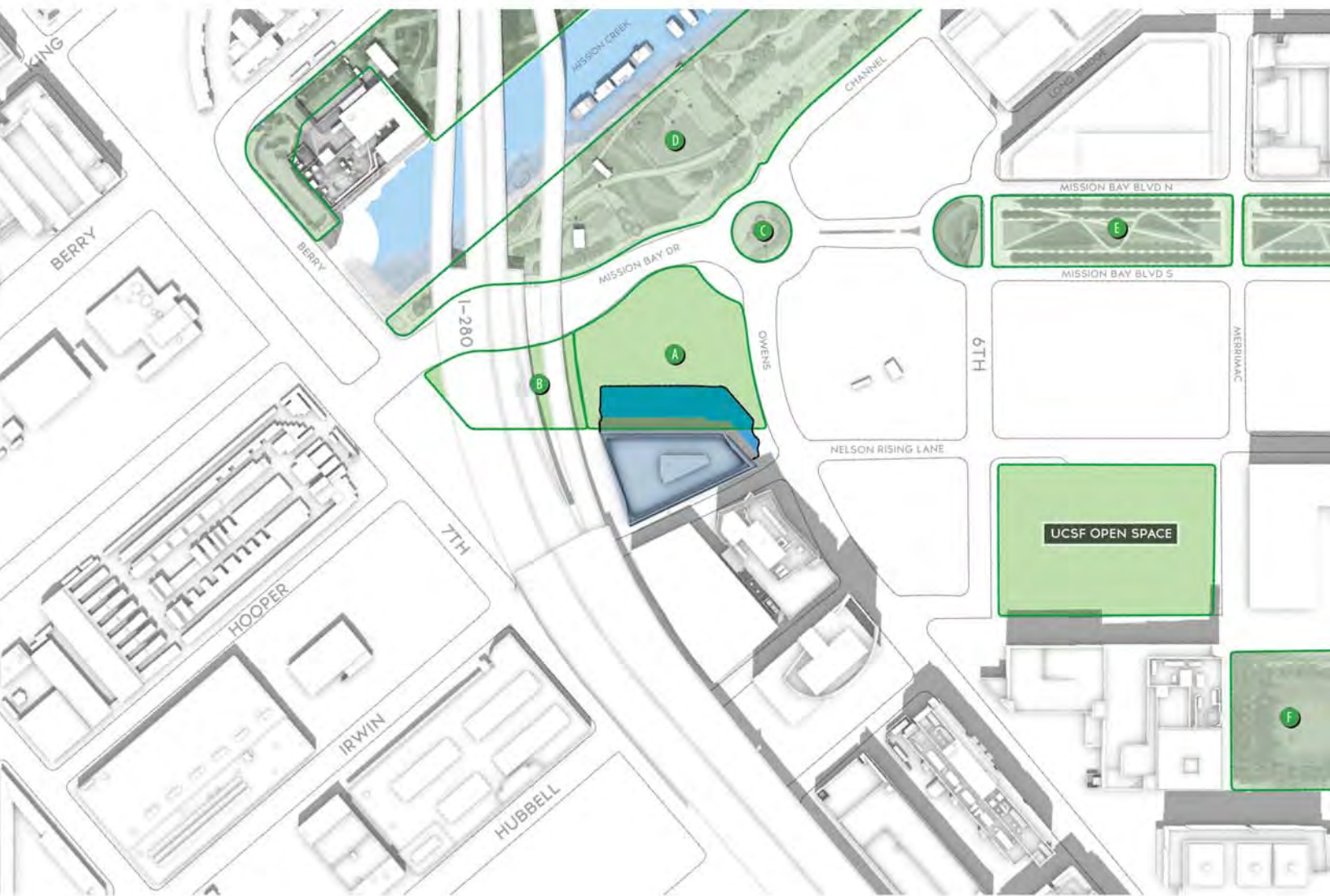
-  Existing Structures
-  1450 Owens Street Project
-  Existing Shadows
-  Proposed Project's Net New Shadow
-  Open/Public Spaces
  -  Owens Field
  -  Future Skate Park
  -  Turnaround Park
  -  Mission Creek Park
  -  Mission Bay Commons Park
  -  Koret Quad



# C1.22

## 1450 OWENS STREET

Fall/Spring Equinoxes



**FALL EQUINOX (SPRING SIMILAR)**  
**SEPTEMBER 21**

**1:00 PM**

### LEGEND

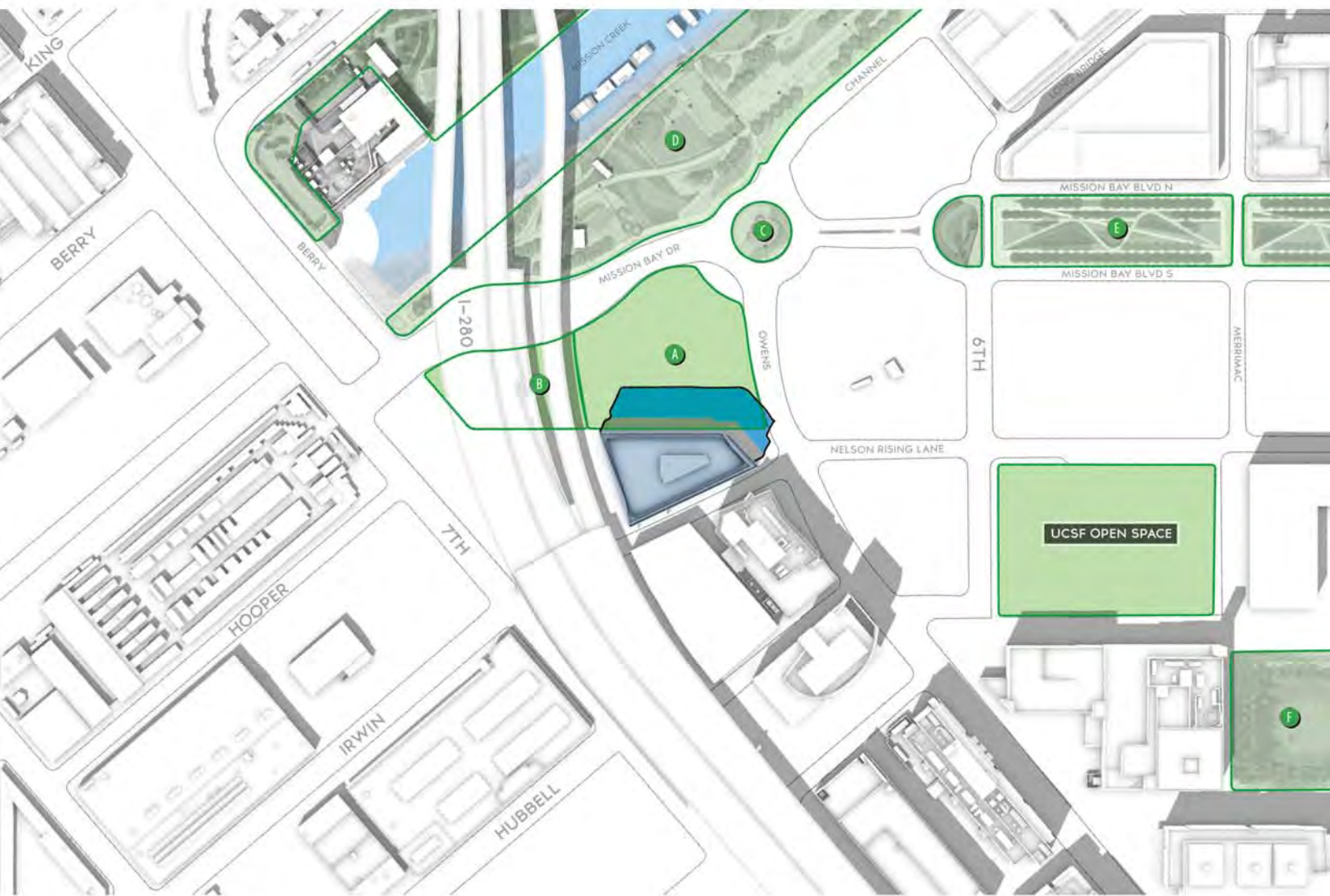
- Existing Structures
- 1450 Owens Street Project
- Existing Shadows
- Proposed Project's Net New Shadow

- Open/Public Spaces
- A Owens Field
- B Future Skate Park
- C Turnaround Park
- D Mission Creek Park
- E Mission Bay Commons Park
- F Koret Quad

# C1.23

## 1450 OWENS STREET

Fall/Spring Equinoxes



FALL EQUINOX (SPRING SIMILAR)  
SEPTEMBER 21

2:00 PM

### LEGEND

- Existing Structures
- 1450 Owens Street Project
- Existing Shadows
- Proposed Project's Net New Shadow

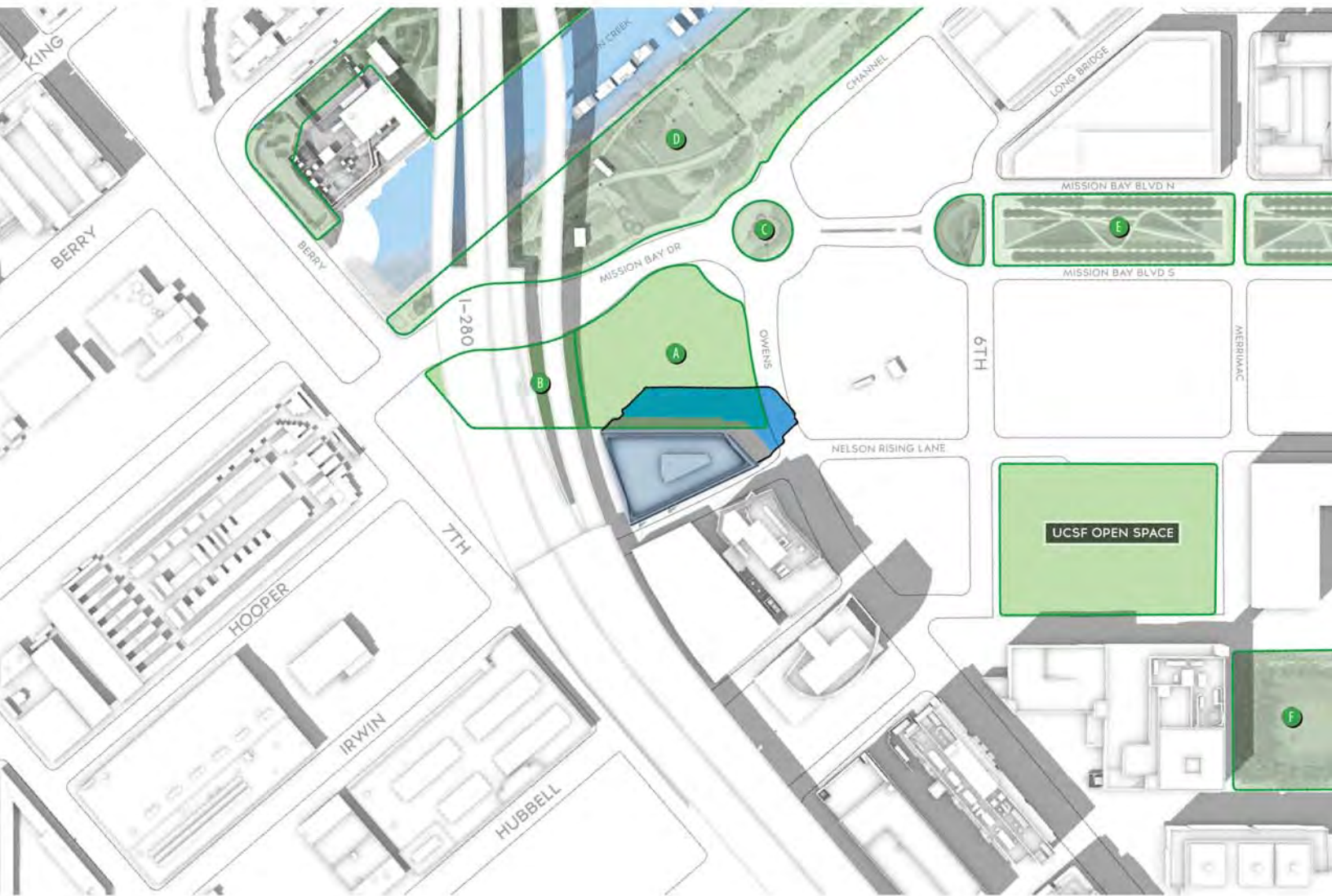
- Open/Public Spaces
- A Owens Field
- B Future Skate Park
- C Turnaround Park
- D Mission Creek Park
- E Mission Bay Commons Park
- F Koret Quad



# C1.24

## 1450 OWENS STREET

Fall/Spring Equinoxes



FALL EQUINOX (SPRING SIMILAR)  
SEPTEMBER 21

3:00 PM

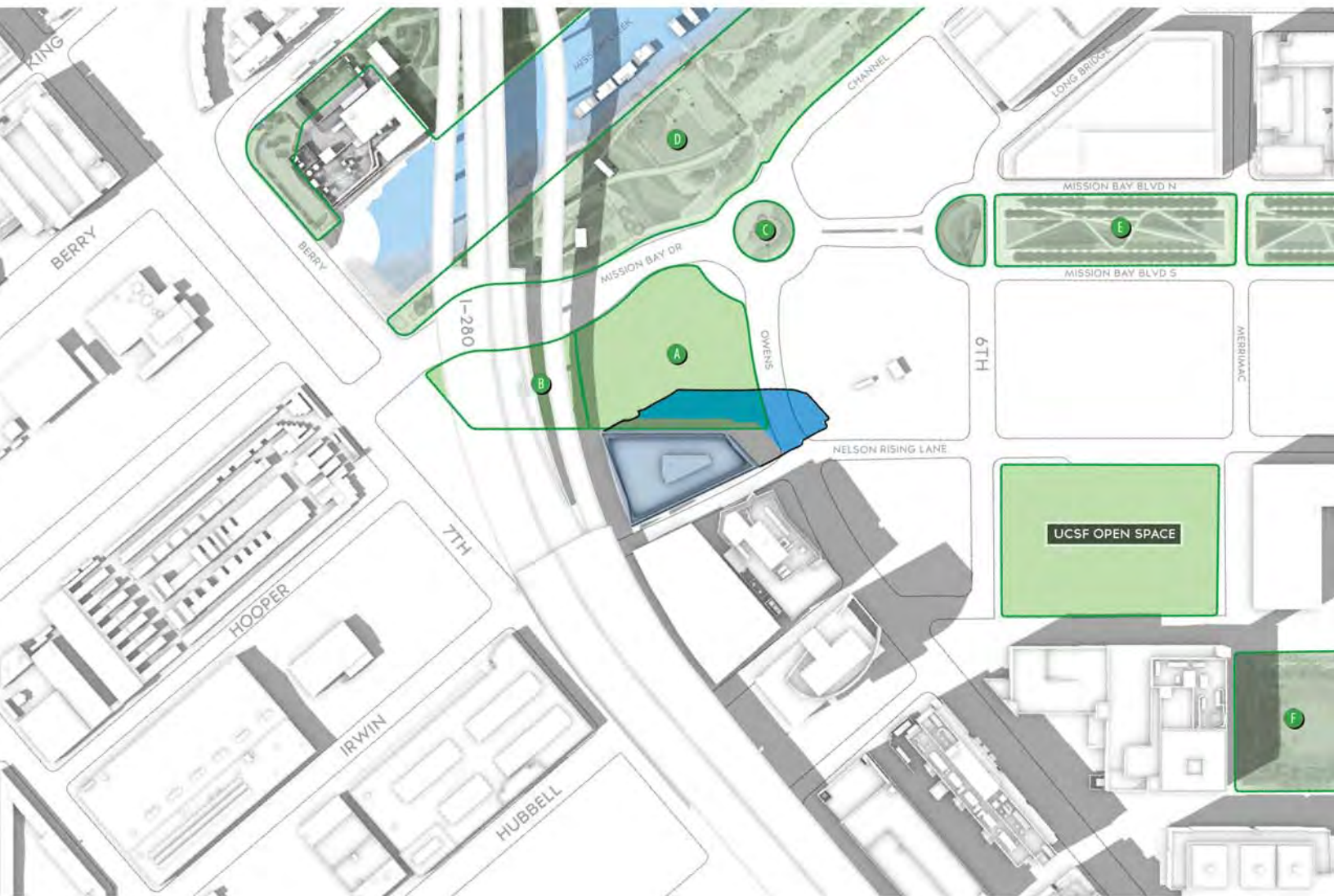
### LEGEND

- Existing Structures
- 1450 Owens Street Project
- Existing Shadows
- Proposed Project's Net New Shadow

- Open/Public Spaces
- A Owens Field
- B Future Skate Park
- C Turnaround Park
- D Mission Creek Park
- E Mission Bay Commons Park
- F Koret Quad

# C1.25 1450 OWENS STREET

Fall/Spring Equinoxes



FALL EQUINOX (SPRING SIMILAR)  
SEPTEMBER 21

4:00 PM

## LEGEND

- Existing Structures
- 1450 Owens Street Project
- Existing Shadows
- Proposed Project's Net New Shadow

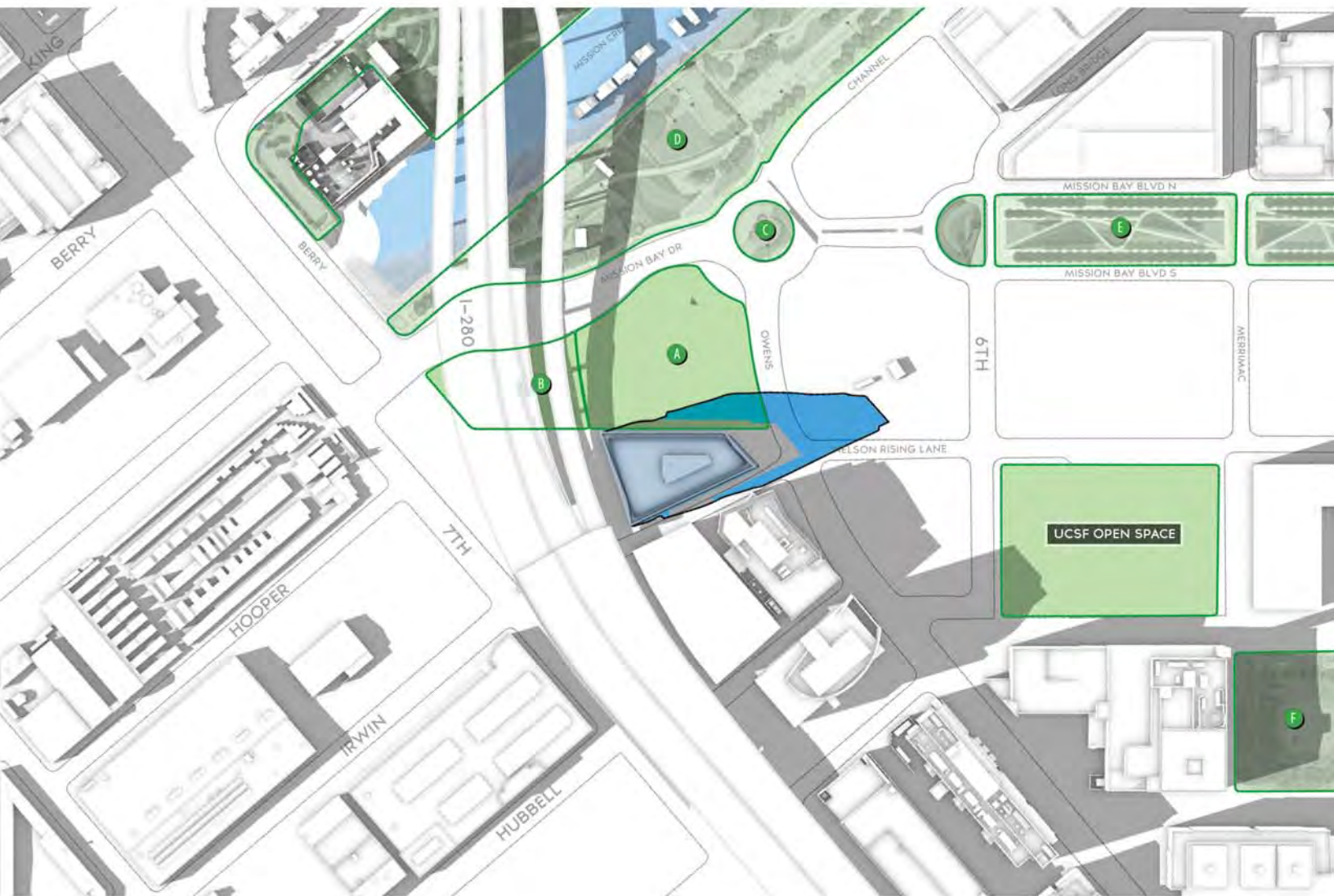
- Open/Public Spaces
- A Owens Field
- B Future Skate Park
- C Turnaround Park
- D Mission Creek Park
- E Mission Bay Commons Park
- F Koret Quad



# C1.26

## 1450 OWENS STREET

Fall/Spring Equinoxes



FALL EQUINOX (SPRING SIMILAR)  
SEPTEMBER 21

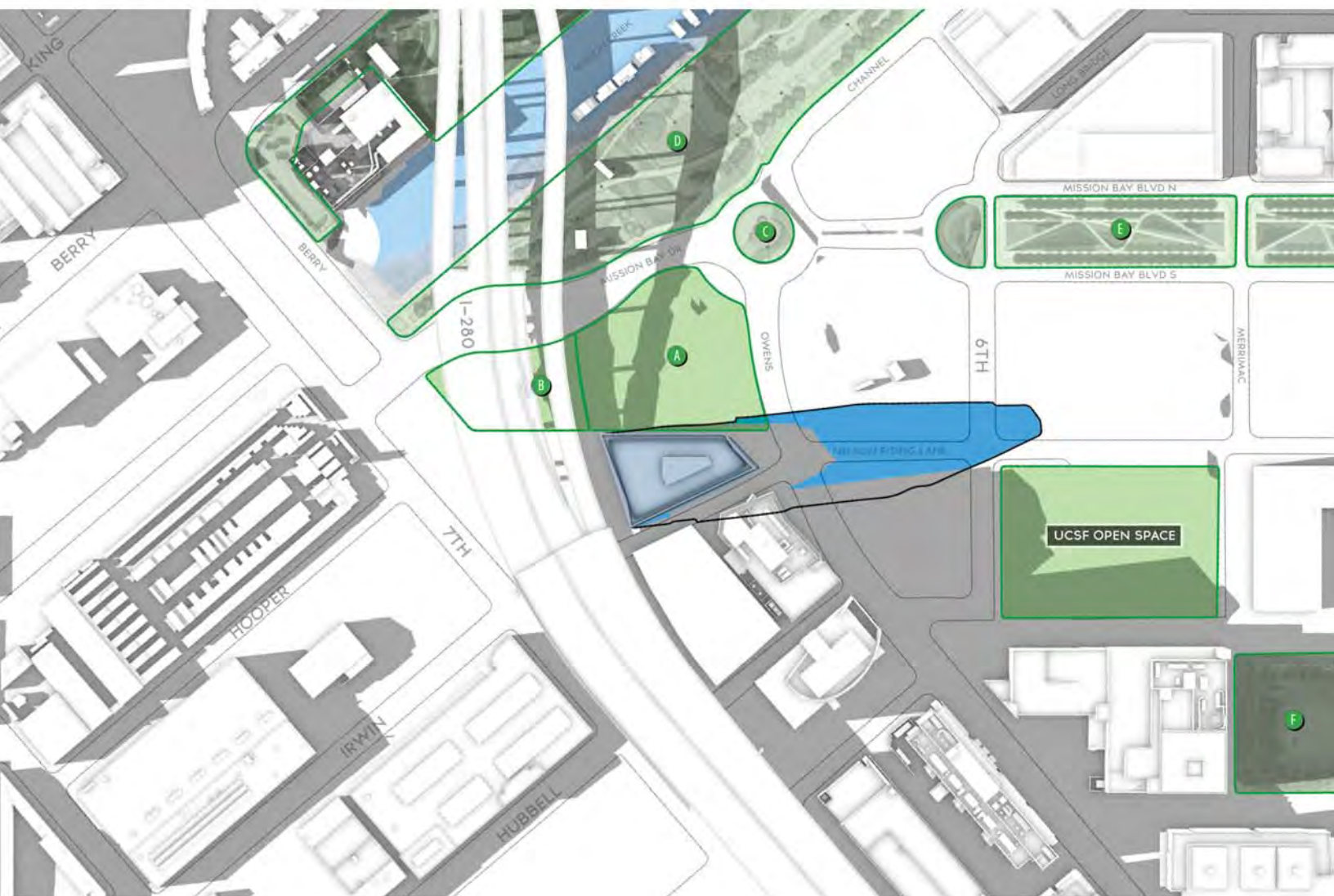
5:00 PM

### LEGEND

- Existing Structures
- 1450 Owens Street Project
- Existing Shadows
- Proposed Project's Net New Shadow

- Open/Public Spaces
- Owens Field
- Future Skate Park
- Turnaround Park
- Mission Creek Park
- Mission Bay Commons Park
- Koret Quad

## Fall/Spring Equinoxes



**FALL EQUINOX (SPRING SIMILAR)**  
**SEPTEMBER 21**

# 6:00 PM



### LEGEND

- Existing Structures  
1450 Owens Street Project  
Existing Shadows  
Proposed Project's Net New Shadow

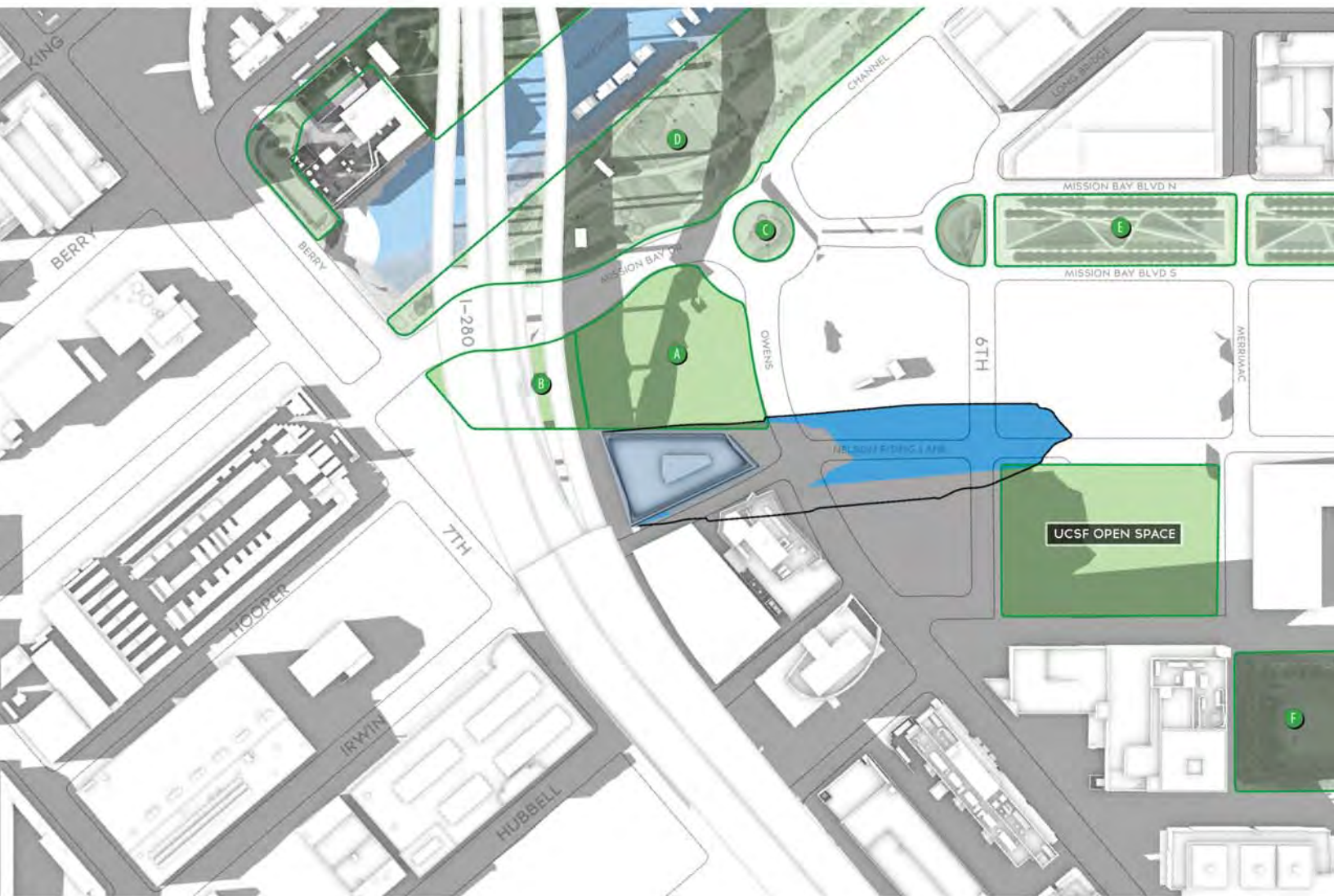
- Open/Public Spaces
- A Owens Field
  - B Future Skate Park
  - C Turnaround Park
  - D Mission Creek Park
  - E Mission Bay Commons Park
  - F Koret Quad



# C1.28

## 1450 OWENS STREET

Fall/Spring Equinoxes



**FALL EQUINOX (SPRING SIMILAR)**  
**SEPTEMBER 21**

**6:10 PM**

### LEGEND

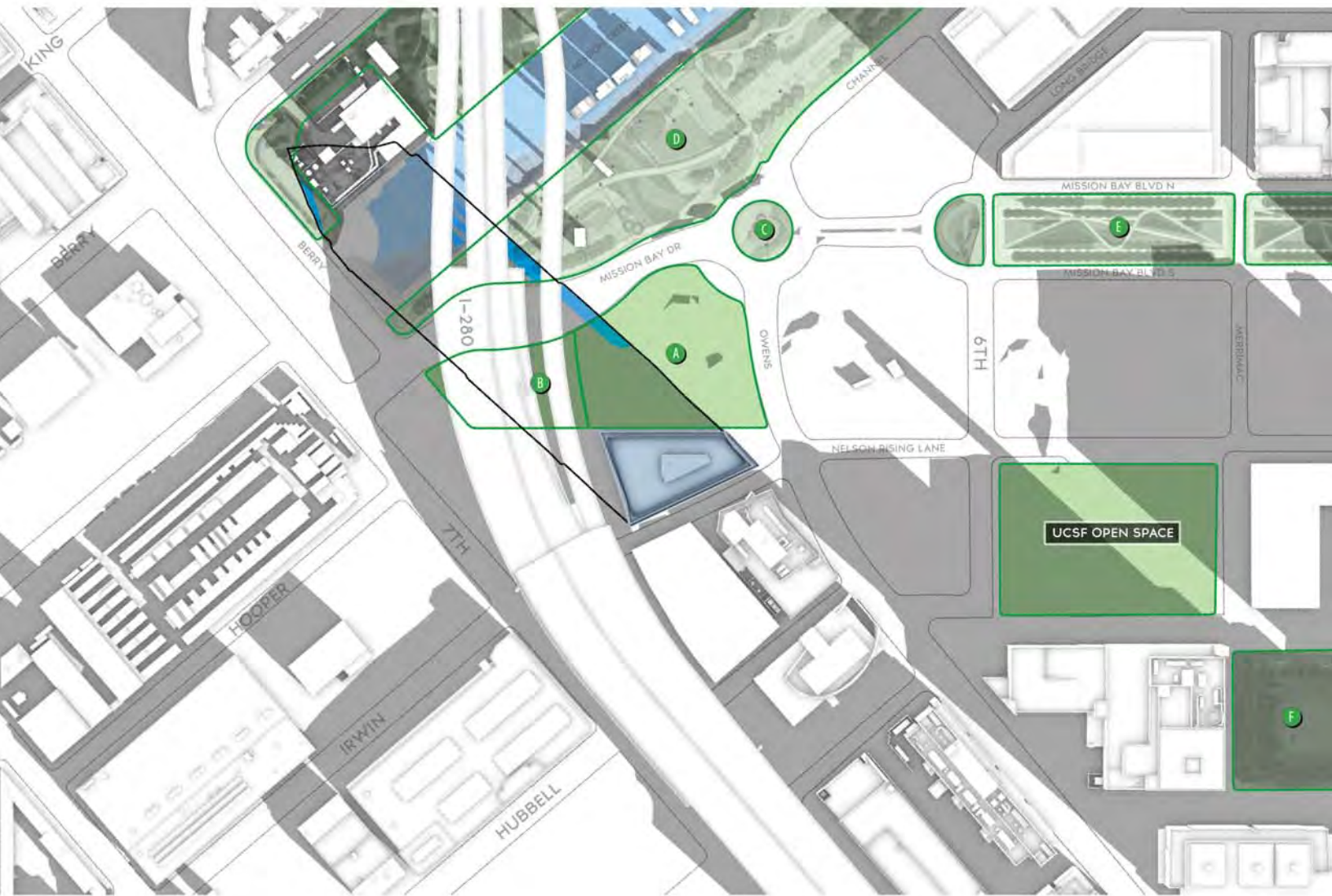
- Existing Structures
- 1450 Owens Street Project
- Existing Shadows
- Proposed Project's Net New Shadow

- Open/Public Spaces
- Owens Field
- Future Skate Park
- Turnaround Park
- Mission Creek Park
- Mission Bay Commons Park
- Koret Quad



# C1.29

## 1450 OWENS STREET Winter Solstice (No Mirror Date)



**WINTER SOLSTICE (NO MIRROR DATE)**  
**DECEMBER 21**

**8:20 AM**

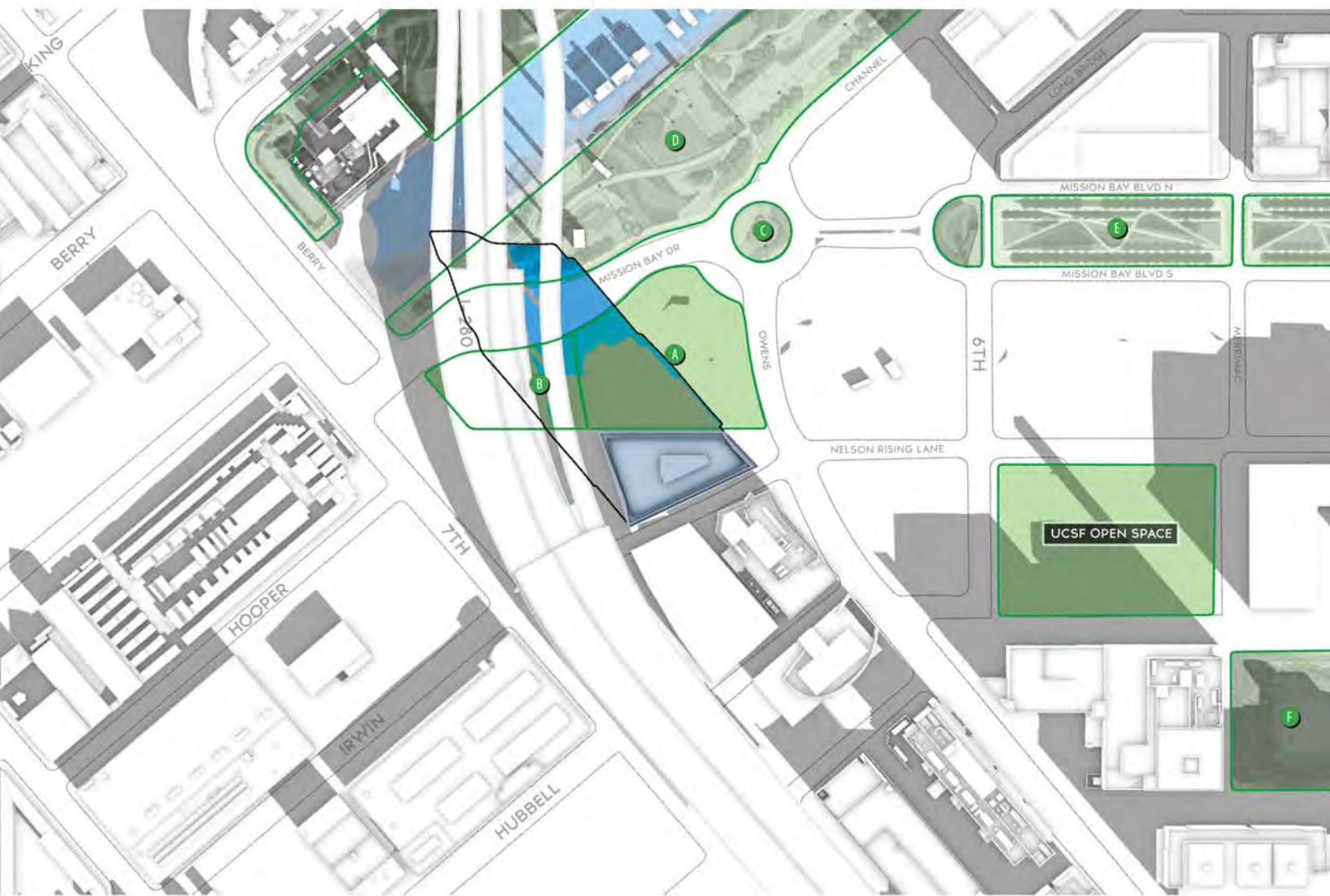
### LEGEND

- Existing Structures
- 1450 Owens Street Project
- Existing Shadows
- Proposed Project's Net New Shadow

- Open/Public Spaces
- A Owens Field
- B Future Skate Park
- C Turnaround Park
- D Mission Creek Park
- E Mission Bay Commons Park
- F Koret Quad

C1.30

1450 OWENS STREET  
Winter Solstice (No Mirror Date)



WINTER SOLSTICE (NO MIRROR DATE)  
DECEMBER 21

9:00 AM

LEGEND

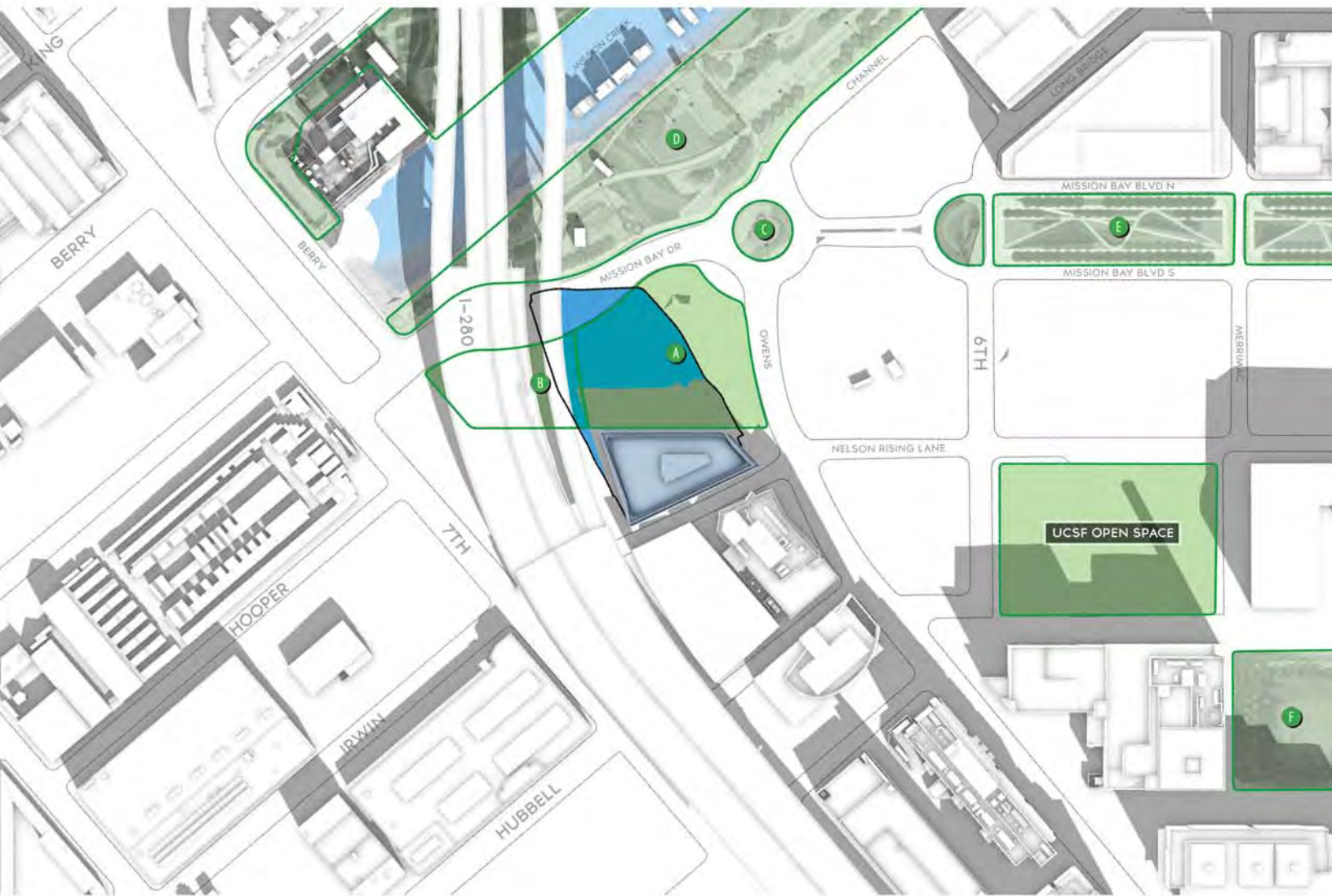
- Existing Structures
- 1450 Owens Street Project
- Existing Shadows
- Proposed Project's Net New Shadow

- Open/Public Spaces
  - A Owens Field
  - B Future Skate Park
  - C Turnaround Park
  - D Mission Creek Park
  - E Mission Bay Commons Park
  - F Koret Quad



# C1.31

## 1450 OWENS STREET Winter Solstice (No Mirror Date)



WINTER SOLSTICE (NO MIRROR DATE)  
DECEMBER 21

10:00 AM

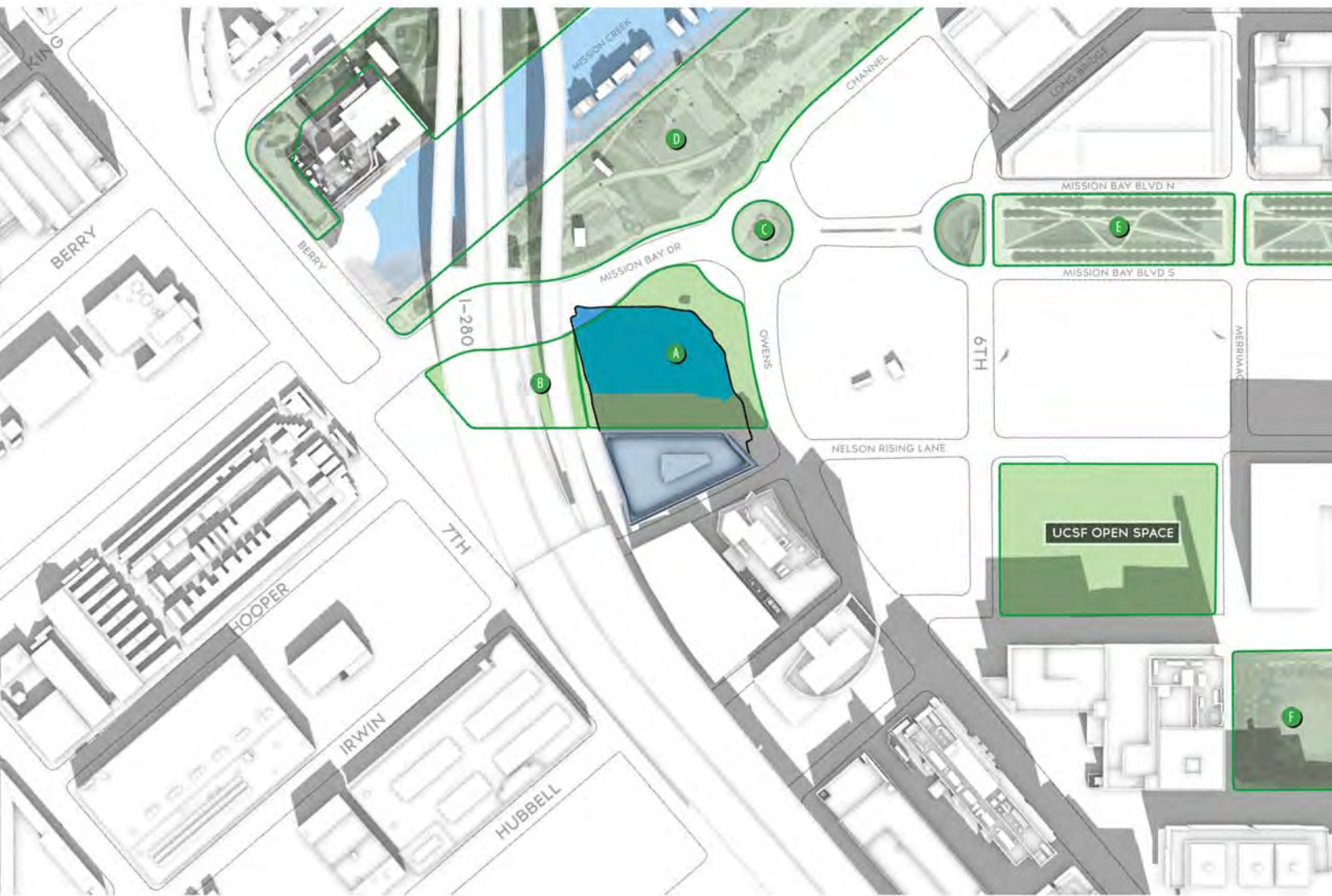
### LEGEND

- Existing Structures
- 1450 Owens Street Project
- Existing Shadows
- Proposed Project's Net New Shadow

- Open/Public Spaces
  - A Owens Field
  - B Future Skate Park
  - C Turnaround Park
  - D Mission Creek Park
  - E Mission Bay Commons Park
  - F Koret Quad

# C1.32

## 1450 OWENS STREET Winter Solstice (No Mirror Date)



**WINTER SOLSTICE (NO MIRROR DATE)  
DECEMBER 21**

**11:00 AM**

### LEGEND

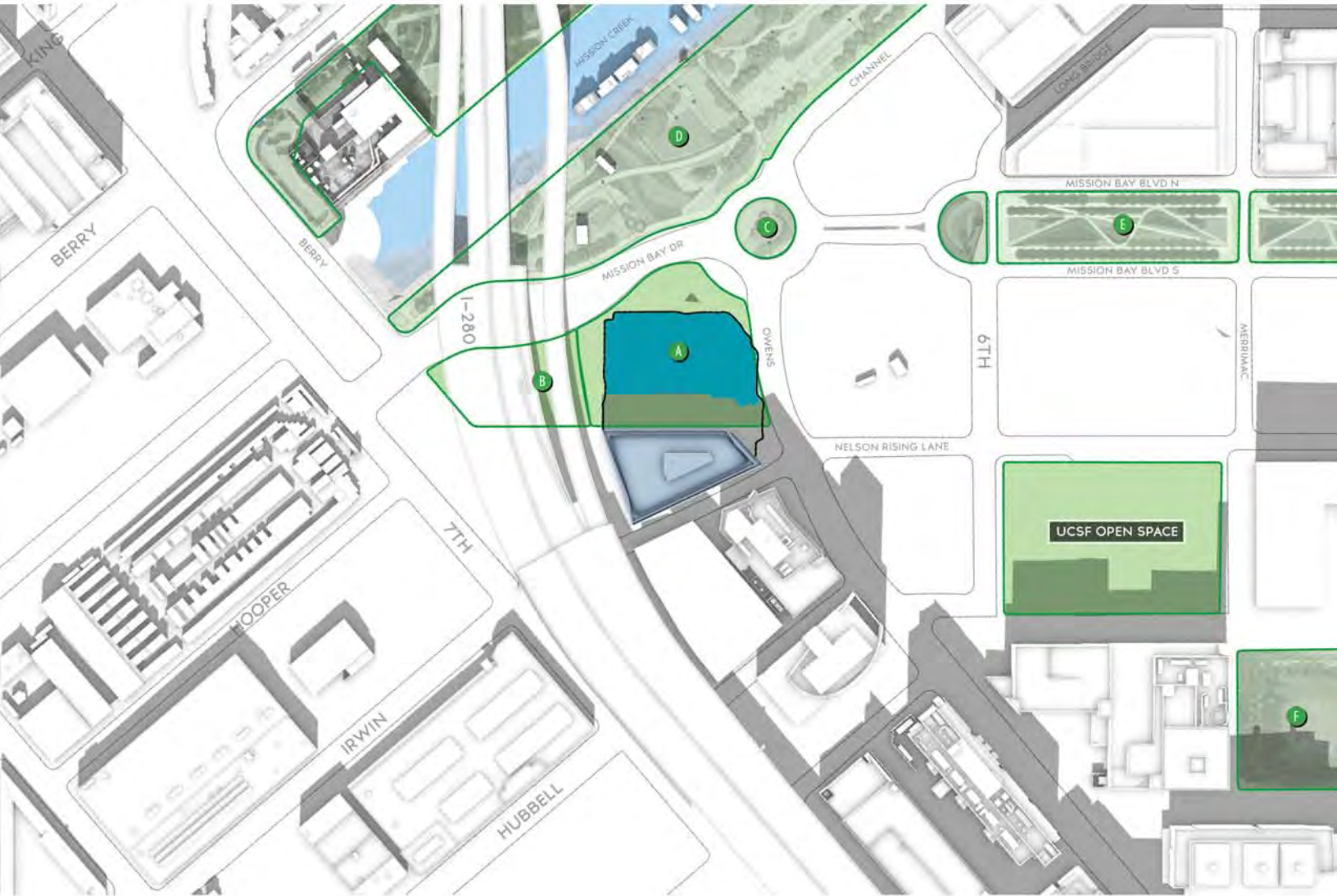
- Existing Structures
- 1450 Owens Street Project
- Existing Shadows
- Proposed Project's Net New Shadow

- Open/Public Spaces
  - A Owens Field
  - B Future Skate Park
  - C Turnaround Park
  - D Mission Creek Park
  - E Mission Bay Commons Park
  - F Koret Quad



# C1.33

## 1450 OWENS STREET Winter Solstice (No Mirror Date)



WINTER SOLSTICE (NO MIRROR DATE)  
DECEMBER 21

12:00 PM

### LEGEND

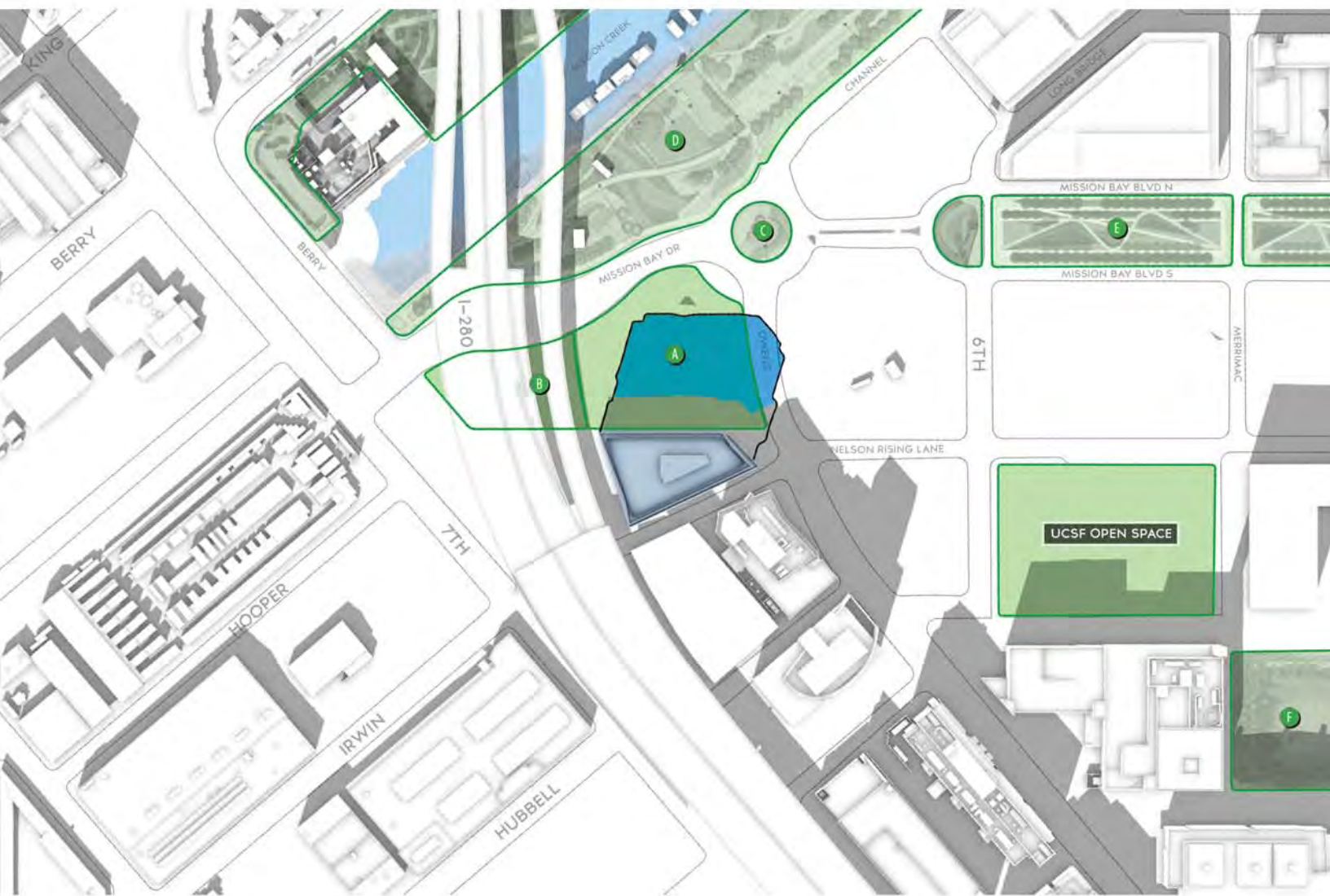
- Existing Structures
- 1450 Owens Street Project
- Existing Shadows
- Proposed Project's Net New Shadow

- Open/Public Spaces
- A Owens Field
- B Future Skate Park
- C Turnaround Park
- D Mission Creek Park
- E Mission Bay Commons Park
- F Koret Quad

C1.34

1450 OWENS STREET

Winter Solstice (No Mirror Date)



WINTER SOLSTICE (NO MIRROR DATE)  
DECEMBER 21

1:00 PM

LEGEND

- Existing Structures
- 1450 Owens Street Project
- Existing Shadows
- Proposed Project's Net New Shadow

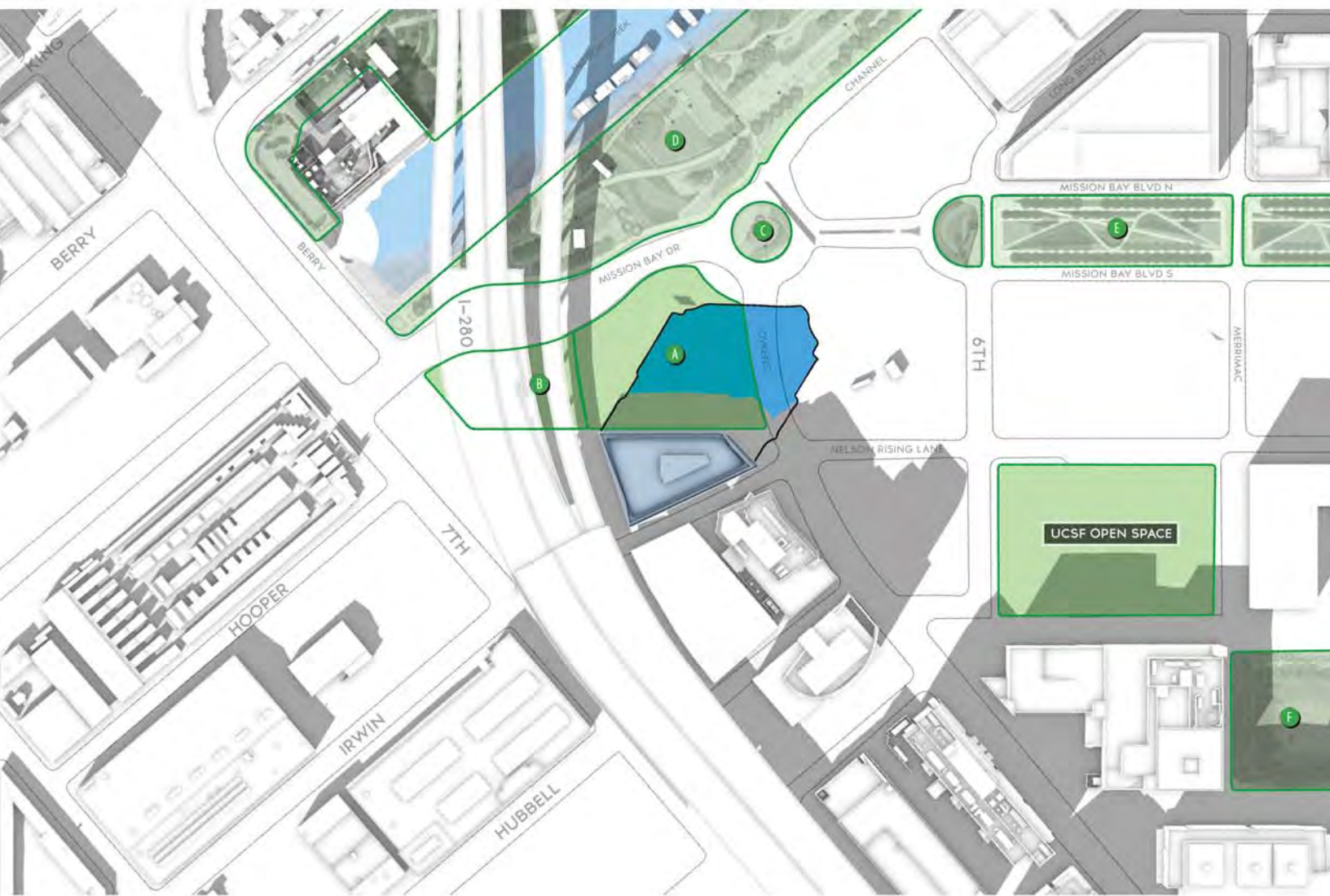
- Open/Public Spaces
  - A Owens Field
  - B Future Skate Park
  - C Turnaround Park
  - D Mission Creek Park
  - E Mission Bay Commons Park
  - F Koret Quad



C1.35

1450 OWENS STREET

Winter Solstice (No Mirror Date)



↑

N

LEGEND

Existing Structures

1450 Owens Street Project

Existing Shadows

Proposed Project's Net New Shadow

Open/Public Spaces

A Owens Field

B Future Skate Park

C Turnaround Park

D Mission Creek Park

E Mission Bay Commons Park

F Koret Quad

WINTER SOLSTICE (NO MIRROR DATE)

DECEMBER 21

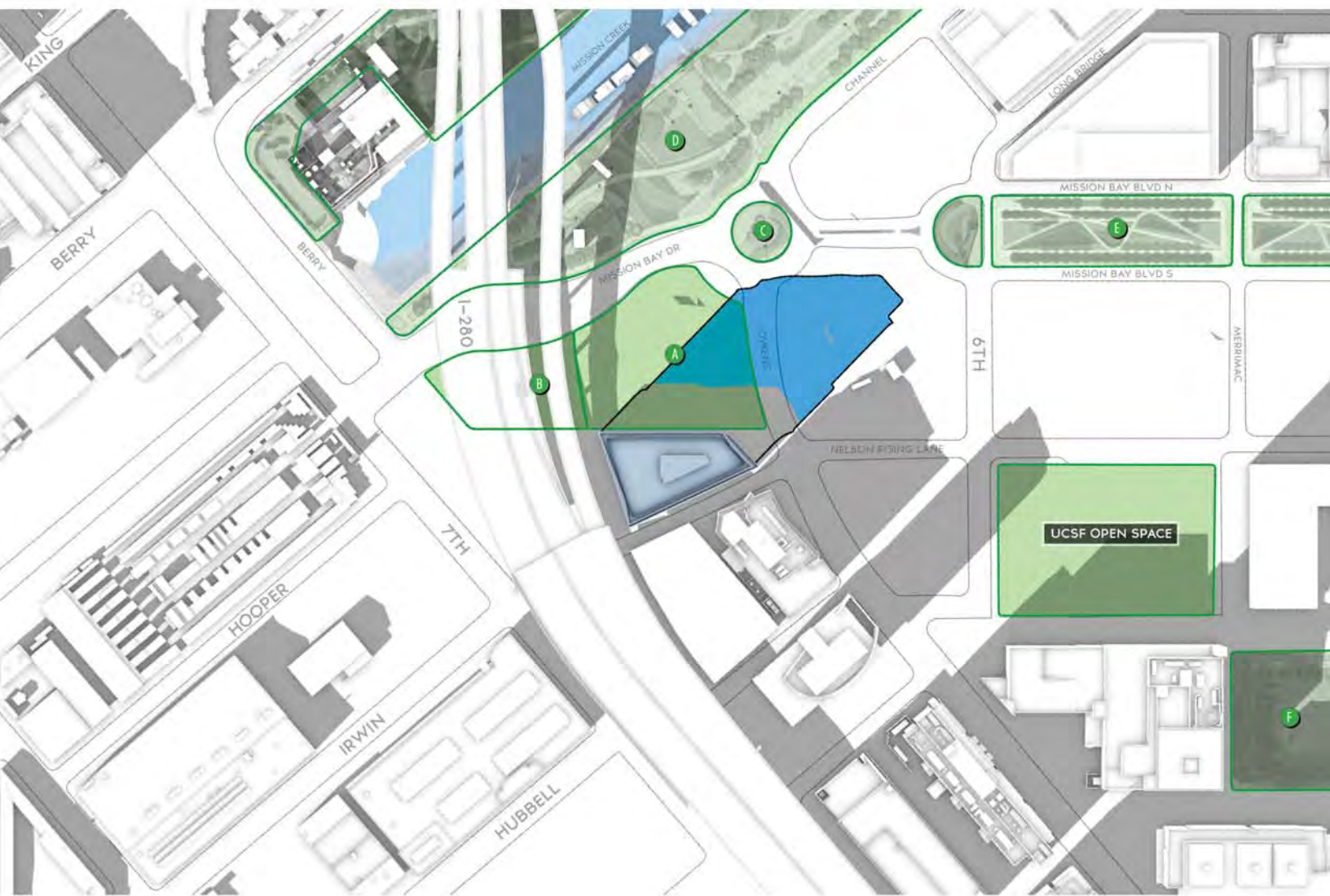
2:00 PM

FASTCAST | 1450 OWENS STREET | JUNE, 2020

C1.36

1450 OWENS STREET

Winter Solstice (No Mirror Date)



↑

N

WINTER SOLSTICE (NO MIRROR DATE)

DECEMBER 21

3:00 PM

LEGEND

Existing Structures

1450 Owens Street Project

Existing Shadows

Proposed Project's Net New Shadow

Open/Public Spaces

A Owens Field

B Future Skate Park

C Turnaround Park

D Mission Creek Park

E Mission Bay Commons Park

F Koret Quad

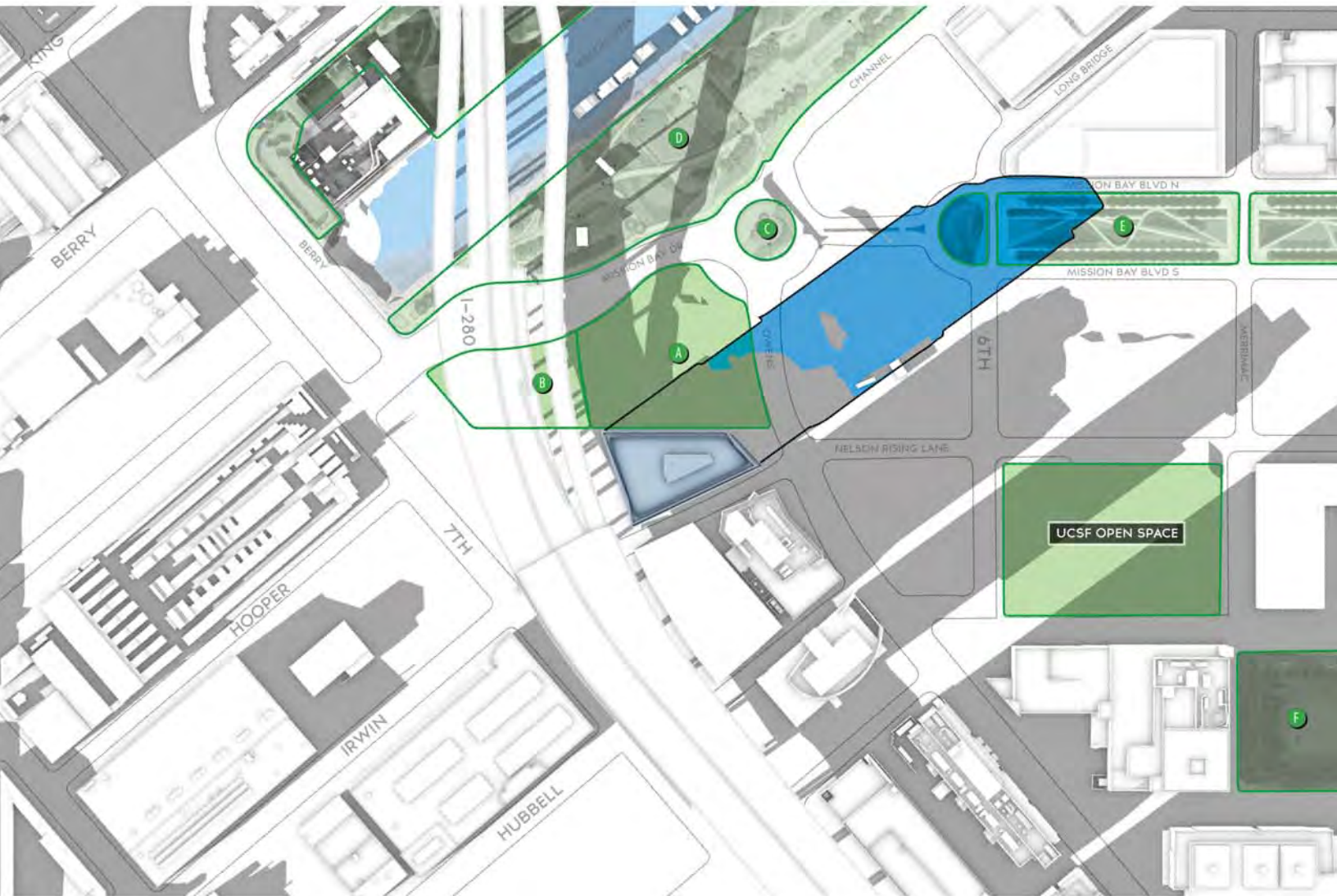
FASTCAST | 1450 OWENS STREET | JUNE, 2020



C1.37

1450 OWENS STREET

Winter Solstice (No Mirror Date)



WINTER SOLSTICE (NO MIRROR DATE)  
DECEMBER 21

3:55 PM

LEGEND

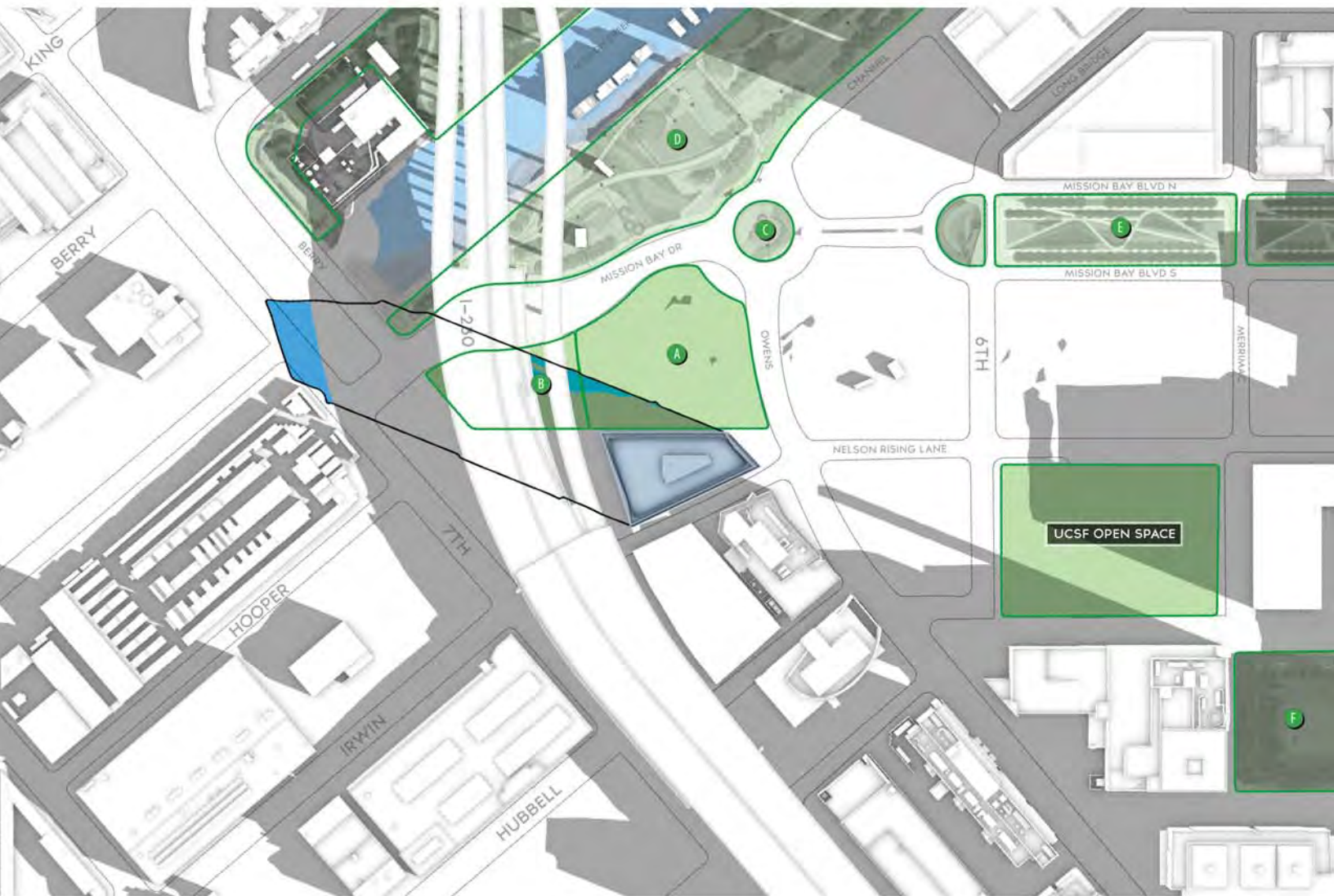
- Existing Structures
- 1450 Owens Street Project
- Existing Shadows
- Proposed Project's Net New Shadow

- Open/Public Spaces
  - A Owens Field
  - B Future Skate Park
  - C Turnaround Park
  - D Mission Creek Park
  - E Mission Bay Commons Park
  - F Koret Quad

C1.38

1450 OWENS STREET

March 1 (October 11 Mirror Date)



↑

N

MARCH 1

(OCTOBER 11 MIRROR)

8:16 AM

LEGEND

Existing Structures

1450 Owens Street Project

Existing Shadows

Proposed Project's Net New Shadow

Open/Public Spaces

A Owens Field

B Future Skate Park

C Turnaround Park

D Mission Creek Park

E Mission Bay Commons Park

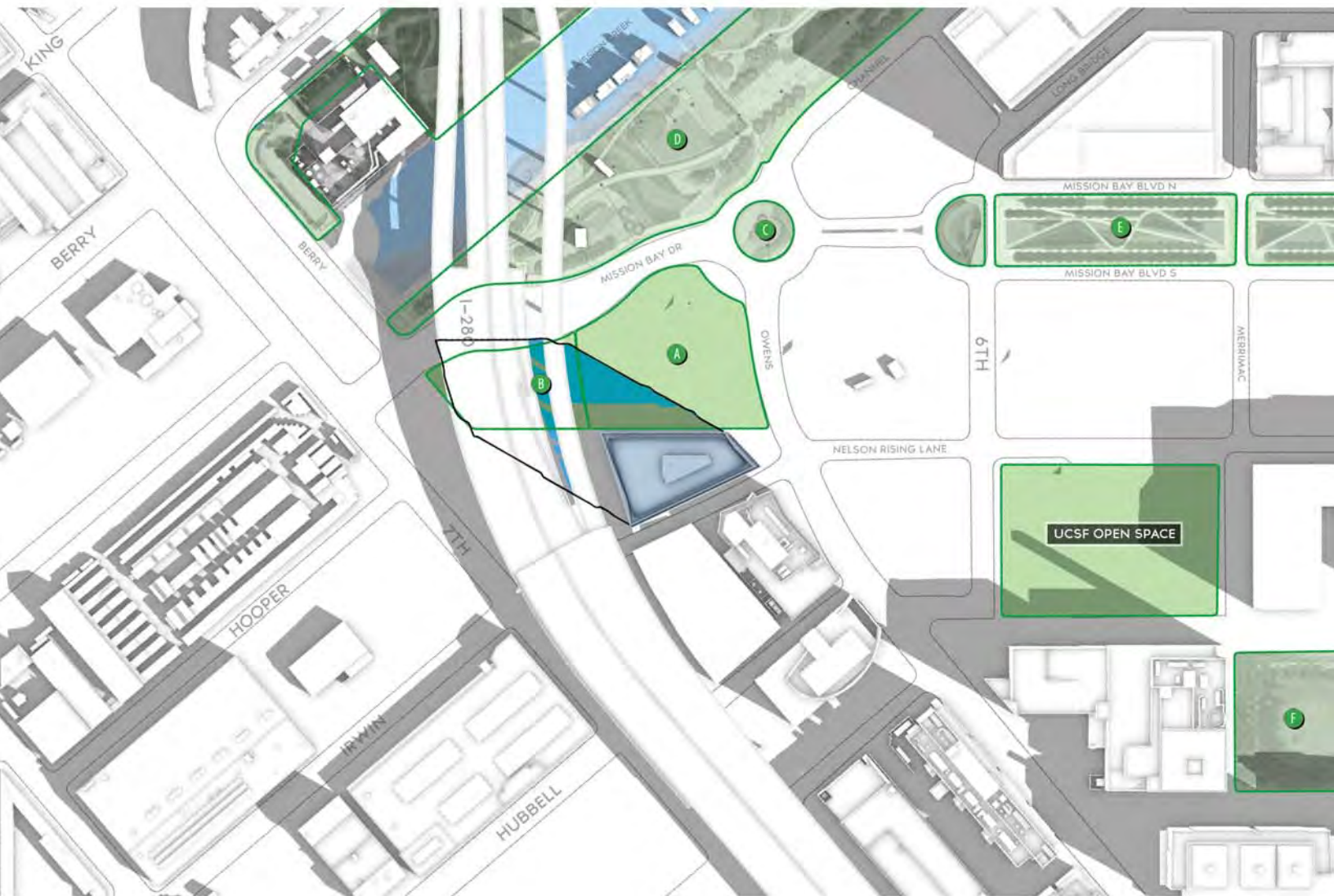
F Koret Quad

FASTCAST | 1450 OWENS STREET | JUNE, 2020



# C1.39

## 1450 OWENS STREET March 1 (October 11 Mirror Date)



MARCH 1  
(OCTOBER 11 MIRROR)

9:00 AM

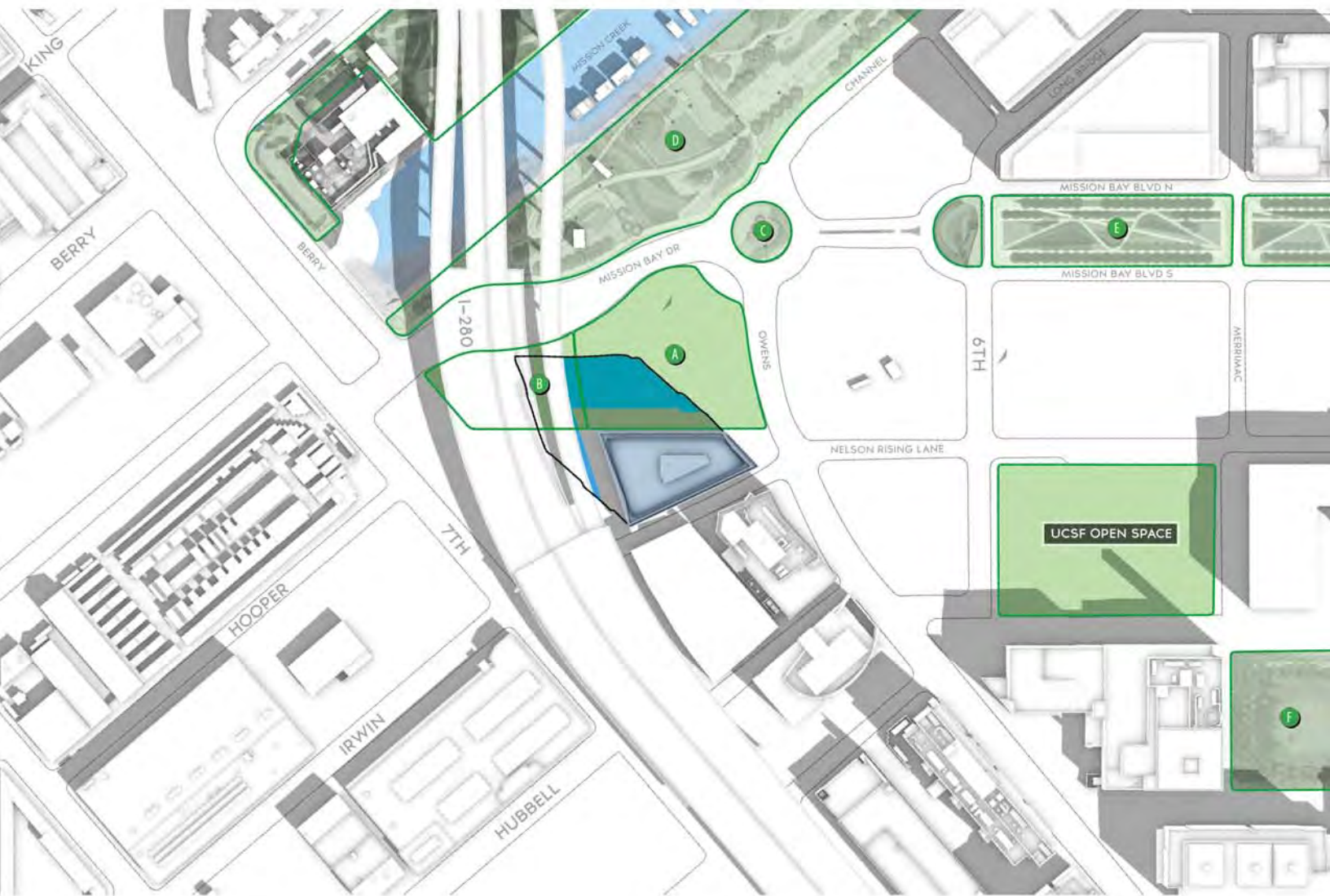
### LEGEND

- Existing Structures
- 1450 Owens Street Project
- Existing Shadows
- Proposed Project's Net New Shadow

- Open/Public Spaces
- A Owens Field
- B Future Skate Park
- C Turnaround Park
- D Mission Creek Park
- E Mission Bay Commons Park
- F Koret Quad

C1.40

1450 OWENS STREET  
March 1 (October 11 Mirror Date)



MARCH 1  
(OCTOBER 11 MIRROR)

10:00 AM

LEGEND

- Existing Structures
- 1450 Owens Street Project
- Existing Shadows
- Proposed Project's Net New Shadow

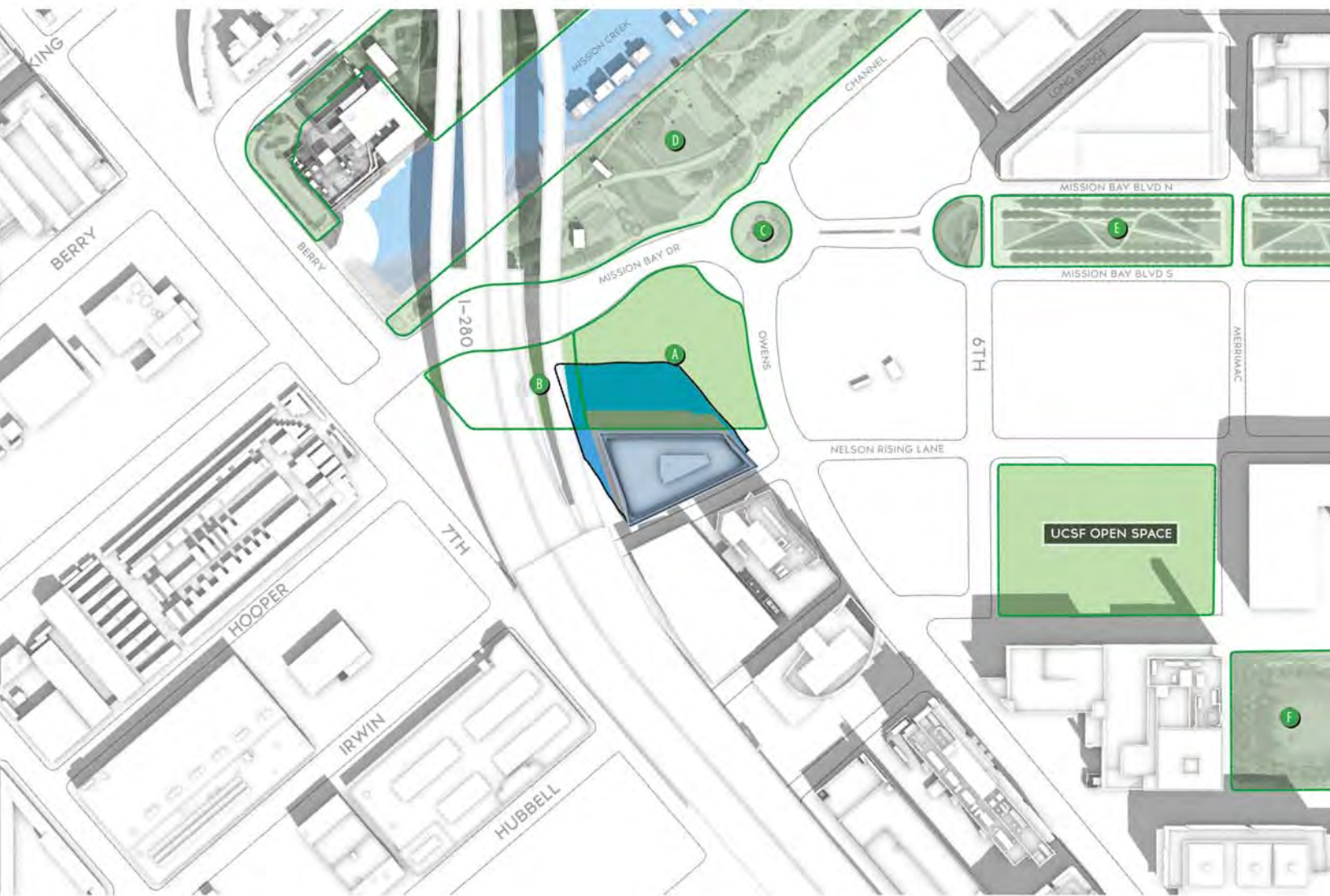
- Open/Public Spaces
- A Owens Field
- B Future Skate Park
- C Turnaround Park
- D Mission Creek Park
- E Mission Bay Commons Park
- F Koret Quad



# C1.41

## 1450 OWENS STREET

March 1 (October 11 Mirror Date)



MARCH 1  
(OCTOBER 11 MIRROR)

11:00 AM

### LEGEND

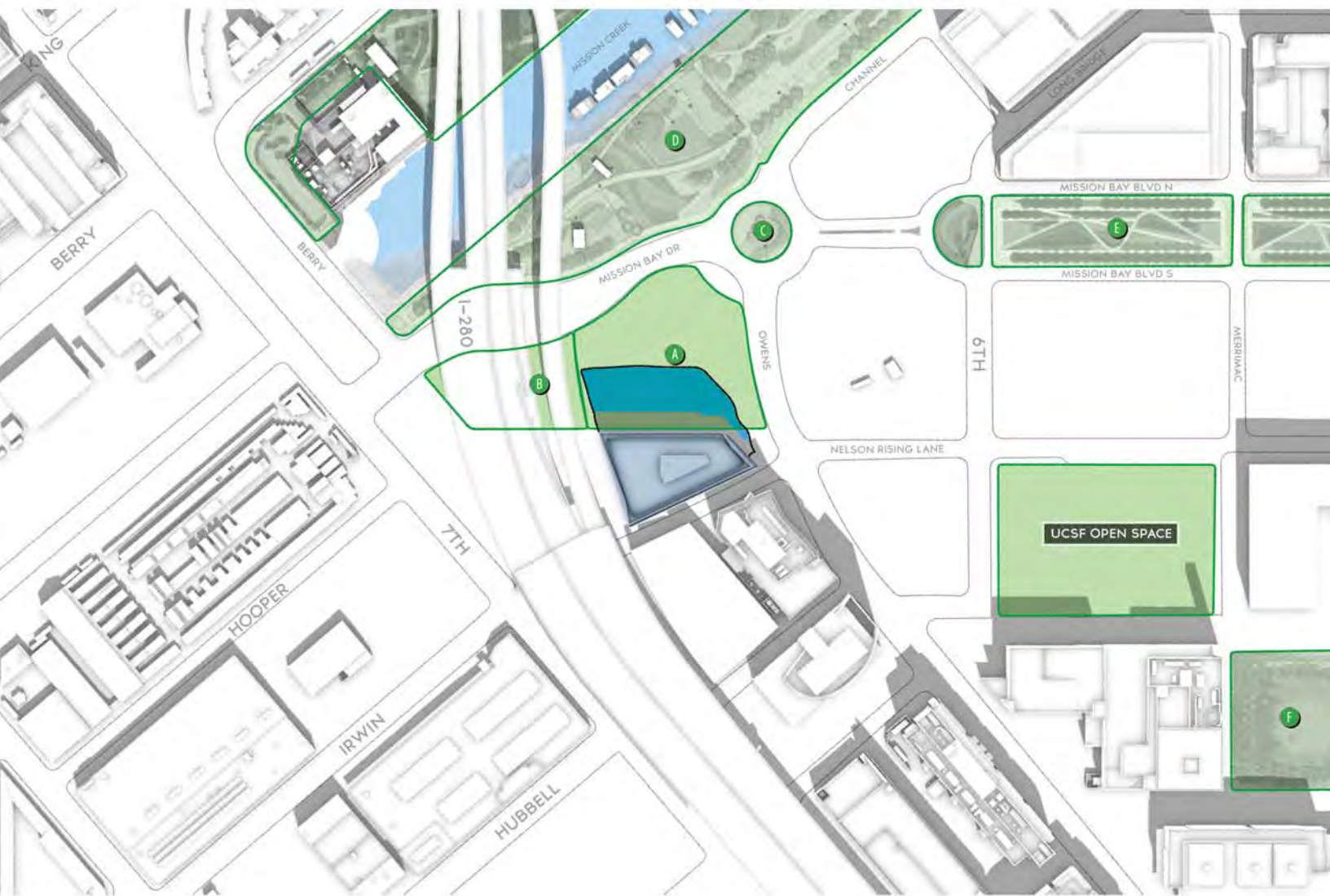
- Existing Structures
- 1450 Owens Street Project
- Existing Shadows
- Proposed Project's Net New Shadow

- Open/Public Spaces
- A Owens Field
- B Future Skate Park
- C Turnaround Park
- D Mission Creek Park
- E Mission Bay Commons Park
- F Koret Quad

# C1.42

## 1450 OWENS STREET

March 1 (October 11 Mirror Date)



MARCH 1  
(OCTOBER 11 MIRROR)

# 12:00 PM

### LEGEND

- Existing Structures
- 1450 Owens Street Project
- Existing Shadows
- Proposed Project's Net New Shadow

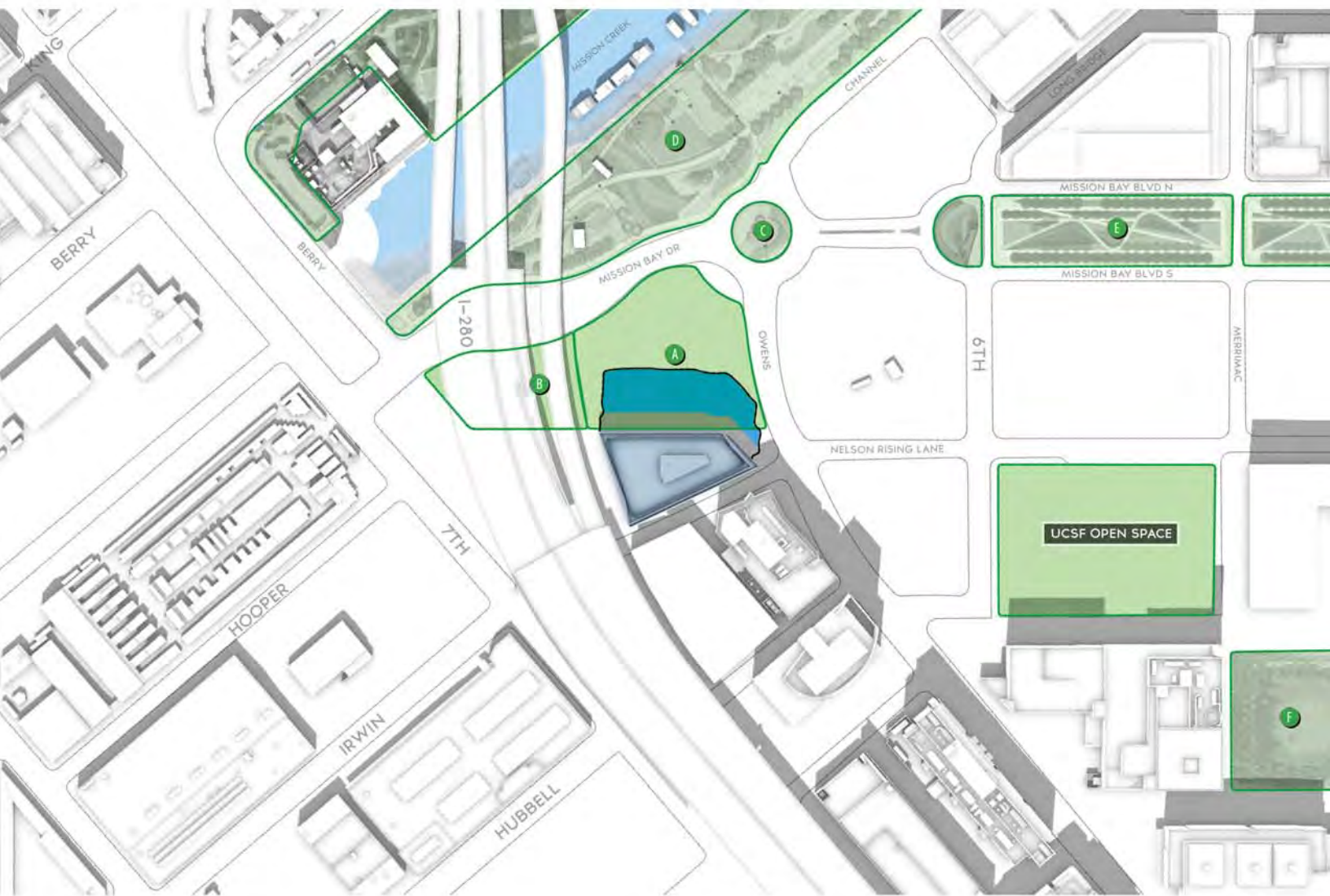
- Open/Public Spaces
  - A Owens Field
  - B Future Skate Park
  - C Turnaround Park
  - D Mission Creek Park
  - E Mission Bay Commons Park
  - F Koret Quad



# C1.43

## 1450 OWENS STREET

March 1 (October 11 Mirror Date)



MARCH 1

(OCTOBER 11 MIRROR)

1:00 PM

### LEGEND

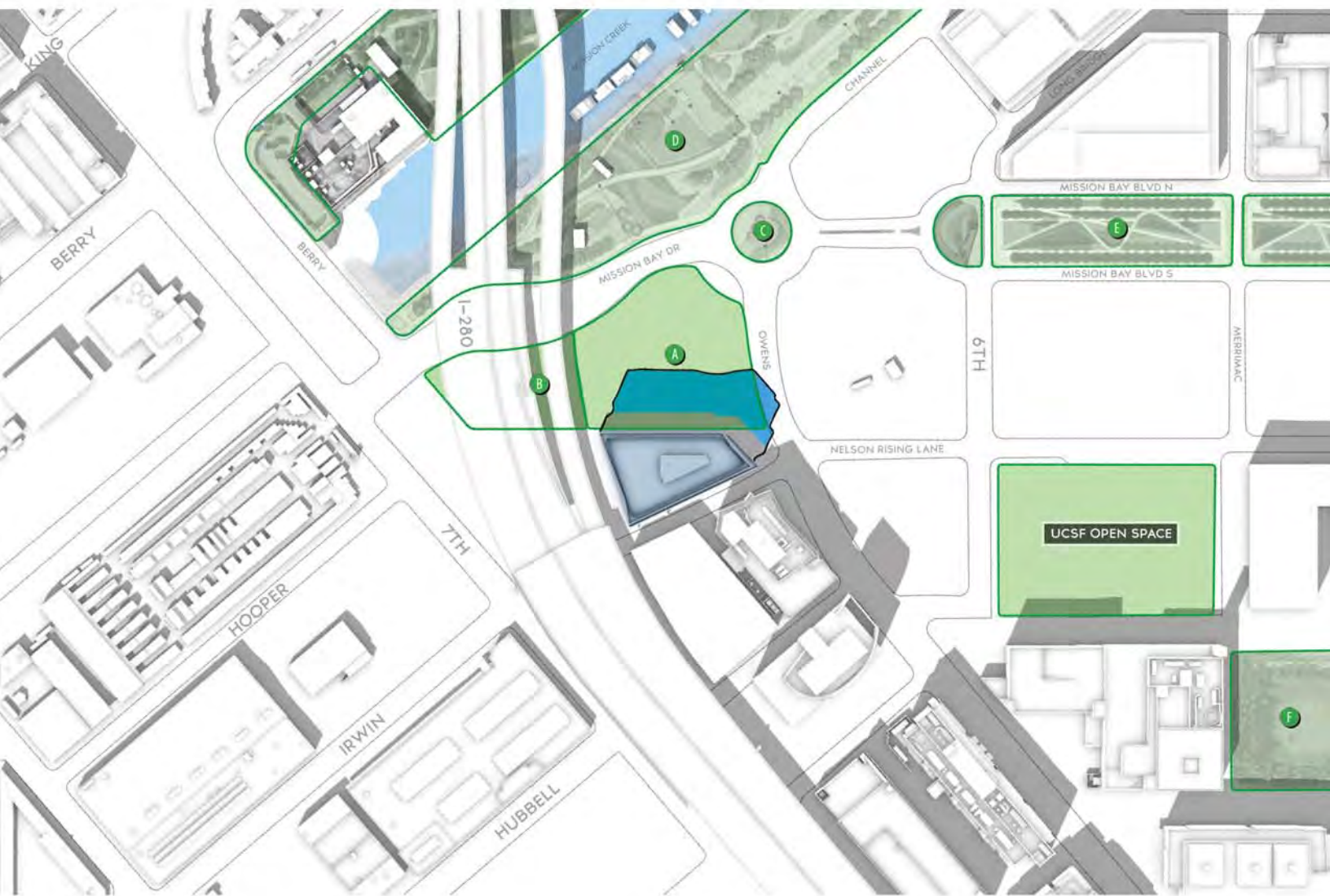
- Existing Structures
- 1450 Owens Street Project
- Existing Shadows
- Proposed Project's Net New Shadow

- Open/Public Spaces
- A Owens Field
- B Future Skate Park
- C Turnaround Park
- D Mission Creek Park
- E Mission Bay Commons Park
- F Koret Quad

# C1.44

## 1450 OWENS STREET

March 1 (October 11 Mirror Date)



### LEGEND

- Existing Structures
- 1450 Owens Street Project
- Existing Shadows
- Proposed Project's Net New Shadow

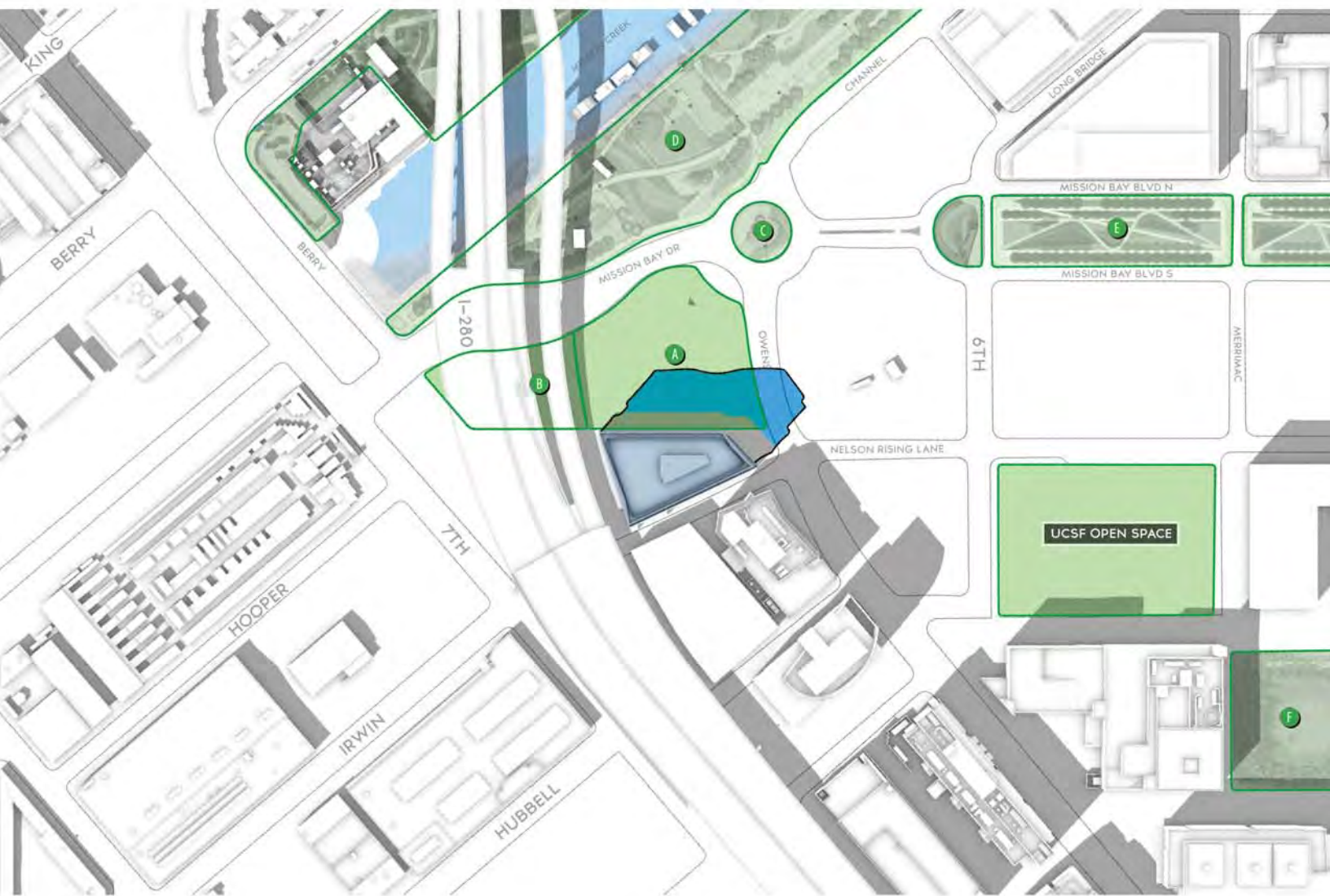
- Open/Public Spaces
  - A Owens Field
  - B Future Skate Park
  - C Turnaround Park
  - D Mission Creek Park
  - E Mission Bay Commons Park
  - F Koret Quad



C1.45

1450 OWENS STREET

March 1 (October 11 Mirror Date)



MARCH 1  
(OCTOBER 11 MIRROR)

3:00 PM

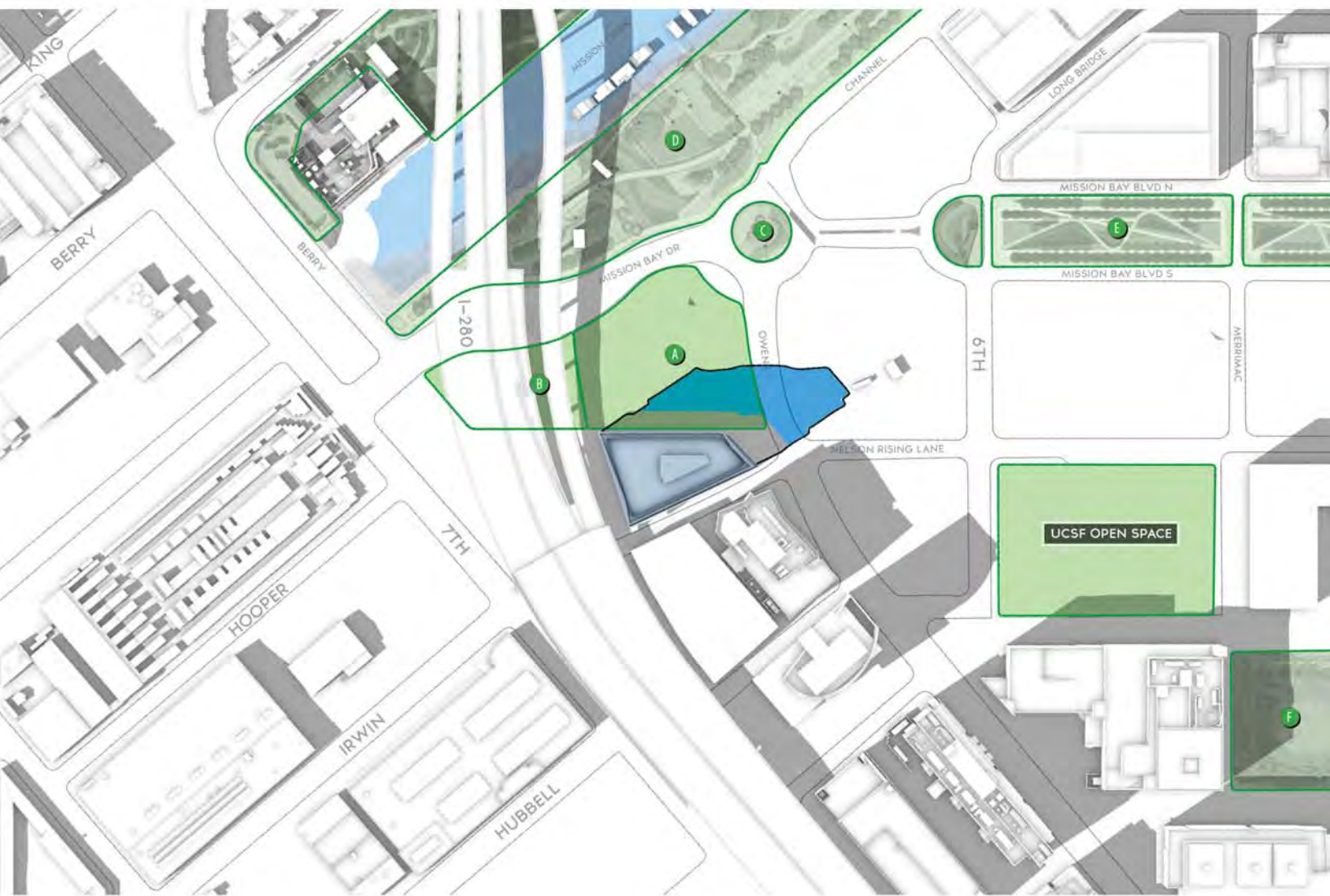
LEGEND

- Existing Structures
- 1450 Owens Street Project
- Existing Shadows
- Proposed Project's Net New Shadow

- Open/Public Spaces
  - A Owens Field
  - B Future Skate Park
  - C Turnaround Park
  - D Mission Creek Park
  - E Mission Bay Commons Park
  - F Koret Quad

# C1.46

## 1450 OWENS STREET March 1 (October 11 Mirror Date)



MARCH 1  
(OCTOBER 11 MIRROR)

4:00 PM

### LEGEND

- Existing Structures
- 1450 Owens Street Project
- Existing Shadows
- Proposed Project's Net New Shadow

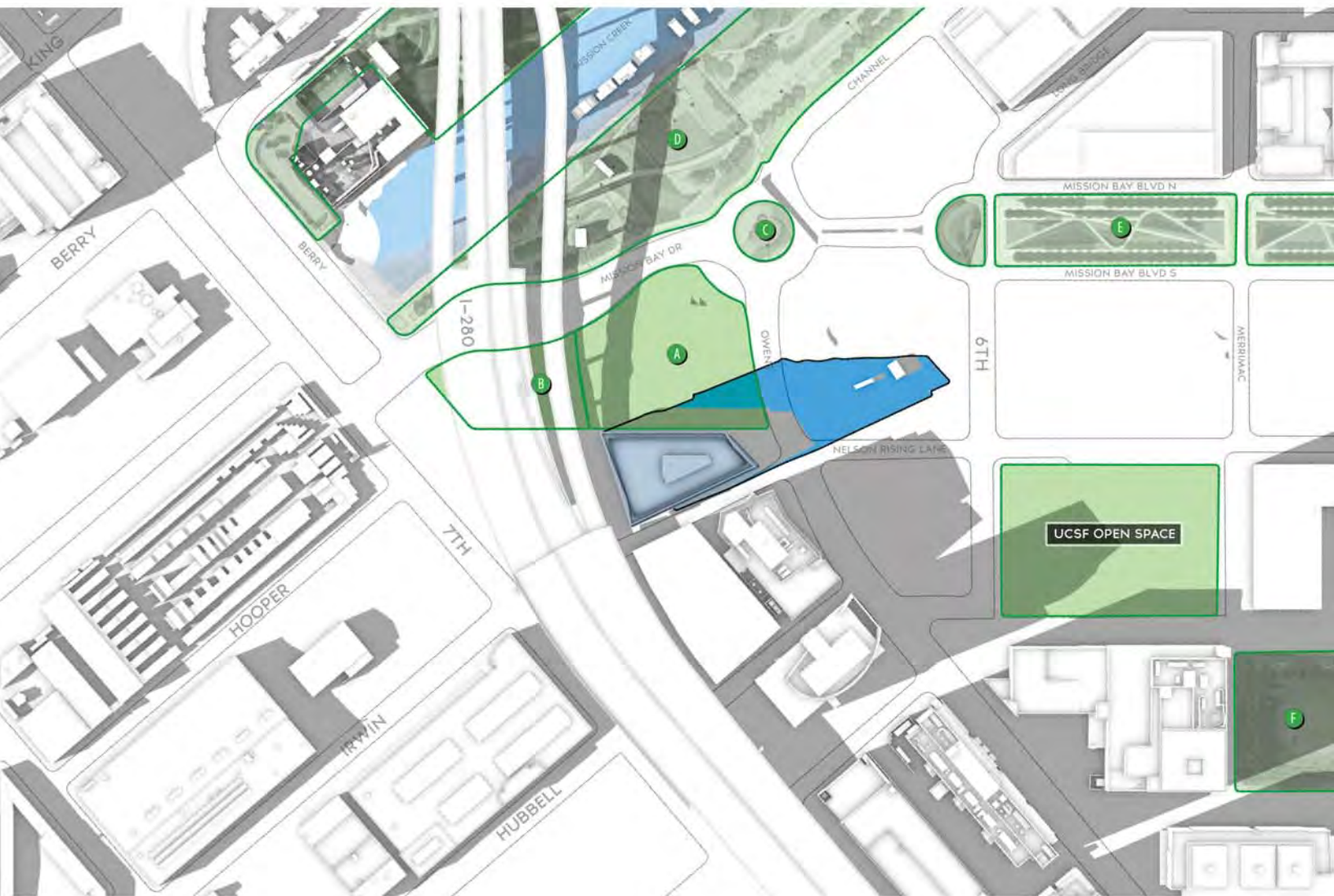
- Open/Public Spaces
  - A Owens Field
  - B Future Skate Park
  - C Turnaround Park
  - D Mission Creek Park
  - E Mission Bay Commons Park
  - F Koret Quad



C1.47

1450 OWENS STREET

March 1 (October 11 Mirror Date)



MARCH 1  
(OCTOBER 11 MIRROR)

5:00 PM

LEGEND

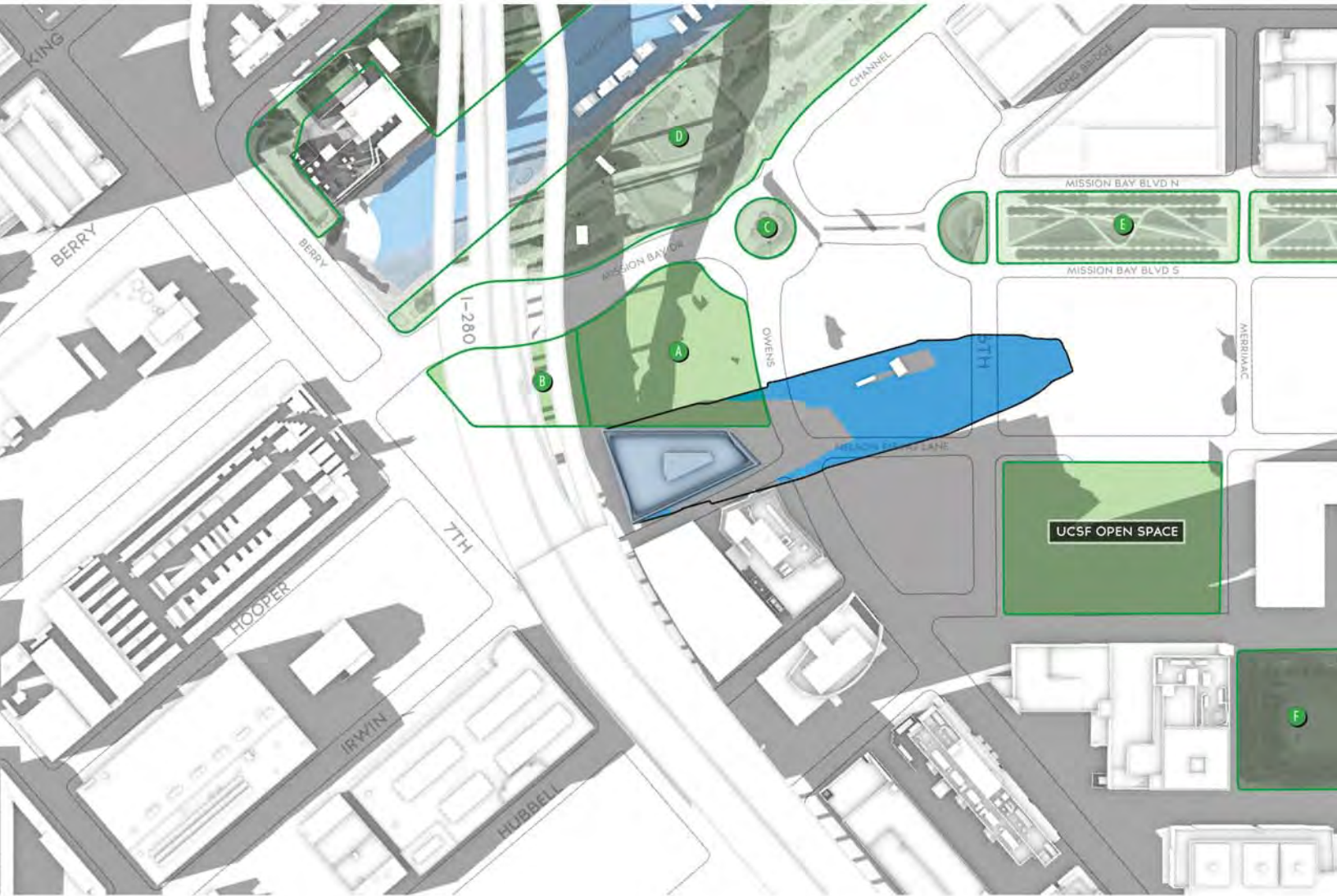
- Existing Structures
- 1450 Owens Street Project
- Existing Shadows
- Proposed Project's Net New Shadow

- Open/Public Spaces
  - A Owens Field
  - B Future Skate Park
  - C Turnaround Park
  - D Mission Creek Park
  - E Mission Bay Commons Park
  - F Koret Quad

# C1.48

## 1450 OWENS STREET

March 1 (October 11 Mirror Date)



MARCH 1

(OCTOBER 11 MIRROR)

5:37 PM

### LEGEND

- Existing Structures
- 1450 Owens Street Project
- Existing Shadows
- Proposed Project's Net New Shadow

- Open/Public Spaces
  - A Owens Field
  - B Future Skate Park
  - C Turnaround Park
  - D Mission Creek Park
  - E Mission Bay Commons Park
  - F Koret Quad



Exhibit C2 - 1450 Owens Street  
Cumulative Scenario  
Graphical Shadow Projections



# C2.1

## 1450 OWENS STREET - CUMULATIVE SCENARIO

Summer Solstice (No Mirror Date)



SUMMER SOLSTICE (NO MIRROR DATE)  
JUNE 21

6:47 AM

### LEGEND

- Existing Structures
- 1450 Owens Street Project
- Existing Shadows
- Proposed Project's Net New Shadow
- Cumulative Structures
- Cumulative Shadows

- Open/Public Spaces
  - A Owens Field
  - B Future Skate Park
  - C Turnaround Park
  - D Mission Creek Park
  - E Mission Bay Commons Park
  - F Koret Quad



# C2.2

## 1450 OWENS STREET - CUMULATIVE SCENARIO

Summer Solstice (No Mirror Date)



SUMMER SOLSTICE (NO MIRROR DATE)  
JUNE 21

7:00 AM

### LEGEND

- Existing Structures
- 1450 Owens Street Project
- Existing Shadows
- Proposed Project's Net New Shadow
- Cumulative Structures
- Cumulative Shadows

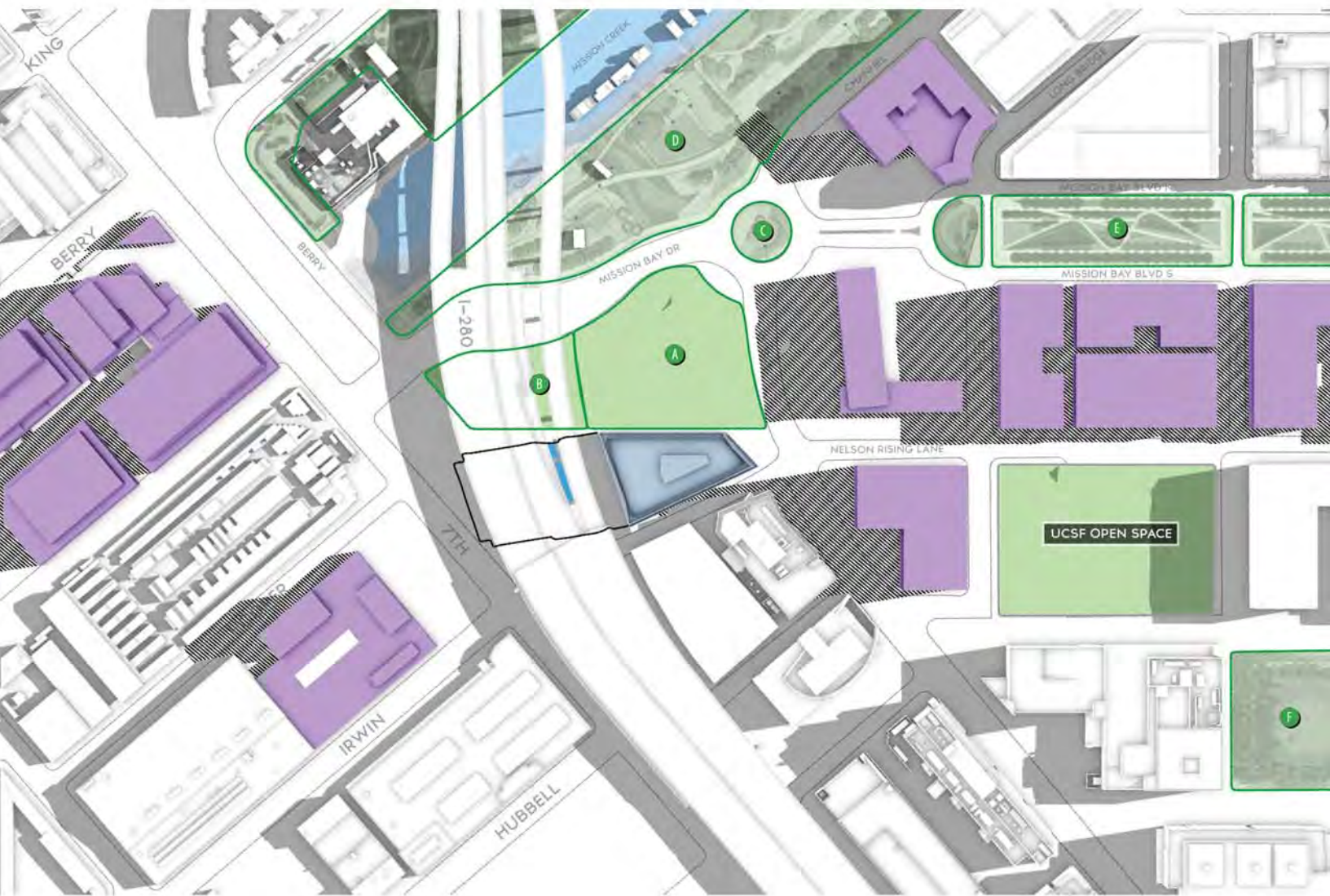
- Open/Public Spaces
  - A Owens Field
  - B Future Skate Park
  - C Turnaround Park
  - D Mission Creek Park
  - E Mission Bay Commons Park
  - F Koret Quad



# C2.3

## 1450 OWENS STREET - CUMULATIVE SCENARIO

Summer Solstice (No Mirror Date)



**SUMMER SOLSTICE (NO MIRROR DATE)**  
**JUNE 21**

**8:00 AM**

### LEGEND

- Existing Structures
- 1450 Owens Street Project
- Existing Shadows
- Proposed Project's Net New Shadow
- Cumulative Structures
- Cumulative Shadows

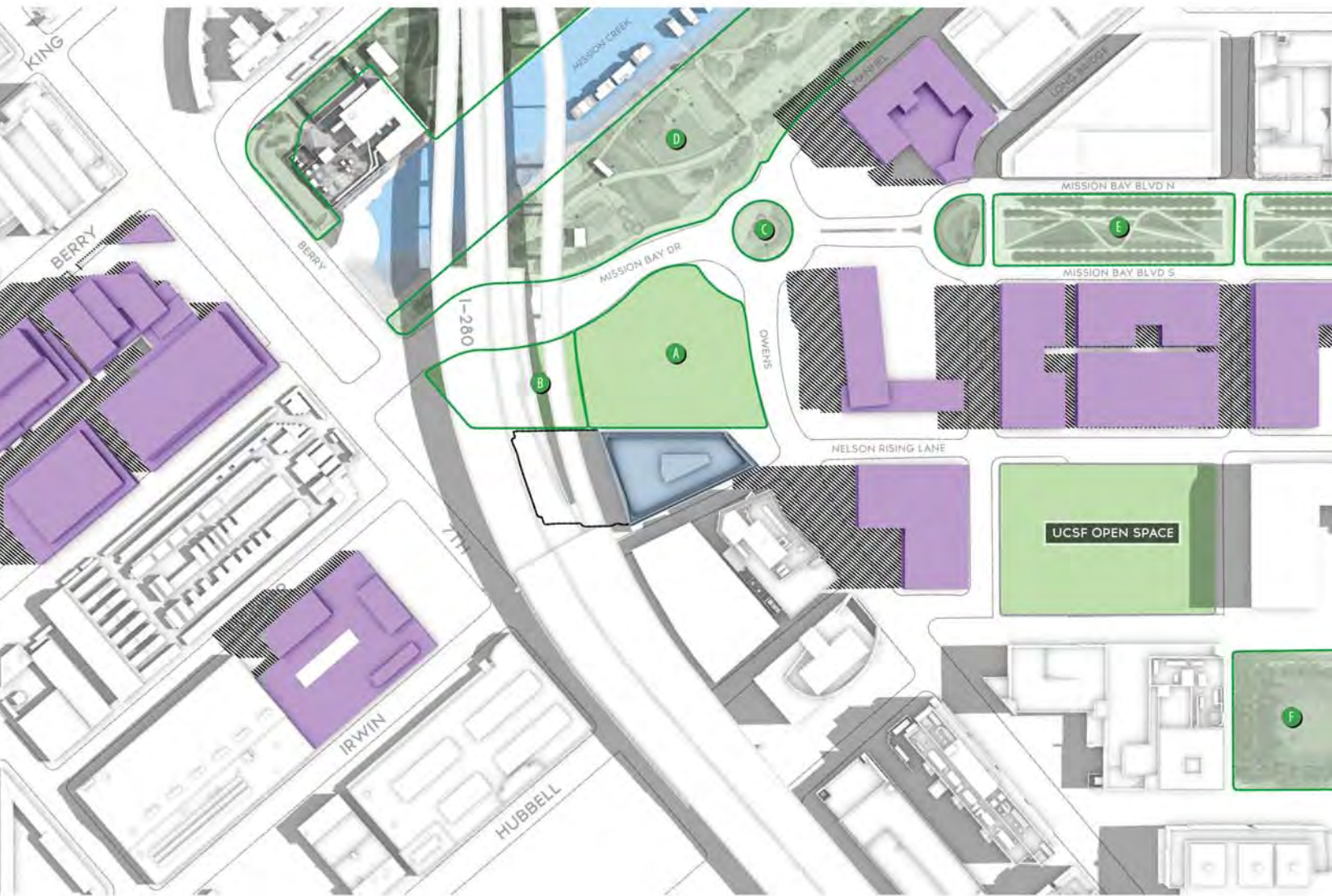
- Open/Public Spaces
  - A Owens Field
  - B Future Skate Park
  - C Turnaround Park
  - D Mission Creek Park
  - E Mission Bay Commons Park
  - F Koret Quad



# C2.4

## 1450 OWENS STREET - CUMULATIVE SCENARIO

Summer Solstice (No Mirror Date)



**SUMMER SOLSTICE (NO MIRROR DATE)**  
**JUNE 21**

**9:00 AM**

### LEGEND

- Existing Structures
- 1450 Owens Street Project
- Existing Shadows
- Proposed Project's Net New Shadow
- Cumulative Structures
- Cumulative Shadows

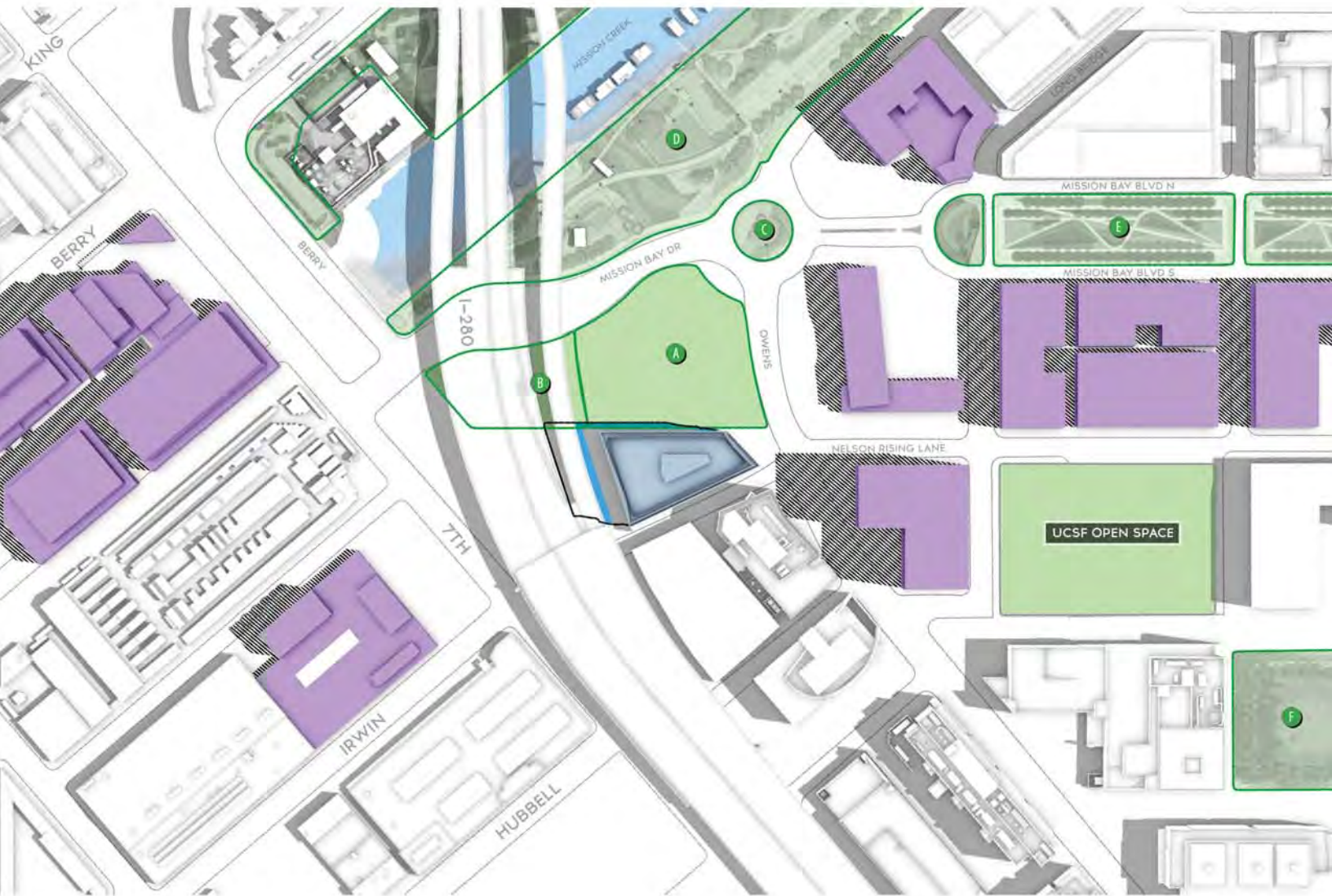
- Open/Public Spaces
- A Owens Field
- B Future Skate Park
- C Turnaround Park
- D Mission Creek Park
- E Mission Bay Commons Park
- F Koret Quad



# C2.5

## 1450 OWENS STREET - CUMULATIVE SCENARIO

Summer Solstice (No Mirror Date)



**SUMMER SOLSTICE (NO MIRROR DATE)**  
**JUNE 21**

**10:00 AM**

### LEGEND

- Existing Structures
- 1450 Owens Street Project
- Existing Shadows
- Proposed Project's Net New Shadow
- Cumulative Structures
- Cumulative Shadows

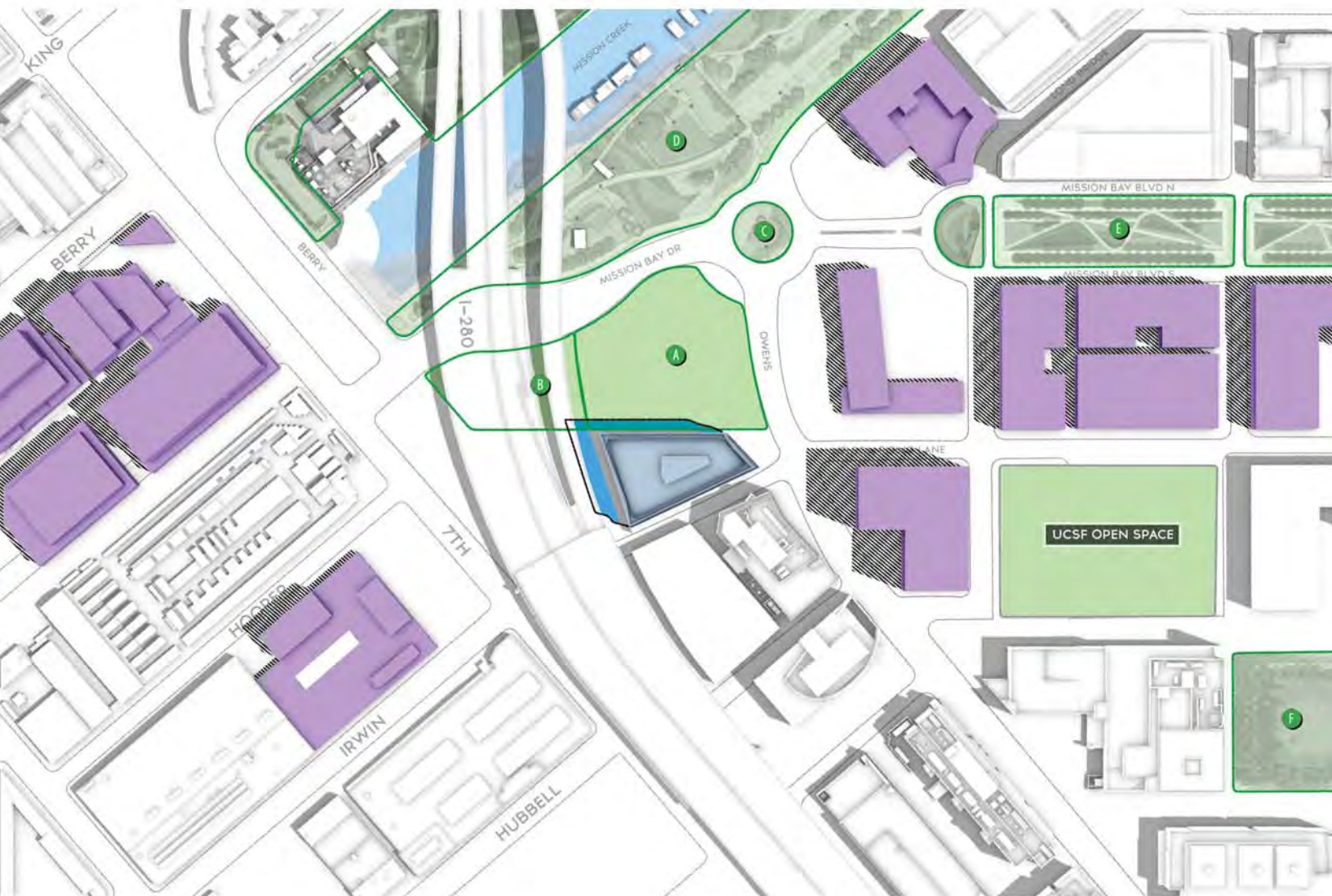
- Open/Public Spaces
- A Owens Field
- B Future Skate Park
- C Turnaround Park
- D Mission Creek Park
- E Mission Bay Commons Park
- F Koret Quad



# C2.6

## 1450 OWENS STREET - CUMULATIVE SCENARIO

Summer Solstice (No Mirror Date)



**SUMMER SOLSTICE (NO MIRROR DATE)**  
**JUNE 21**

**11:00 AM**

### LEGEND

- Existing Structures
- 1450 Owens Street Project
- Existing Shadows
- Proposed Project's Net New Shadow
- Cumulative Structures
- Cumulative Shadows

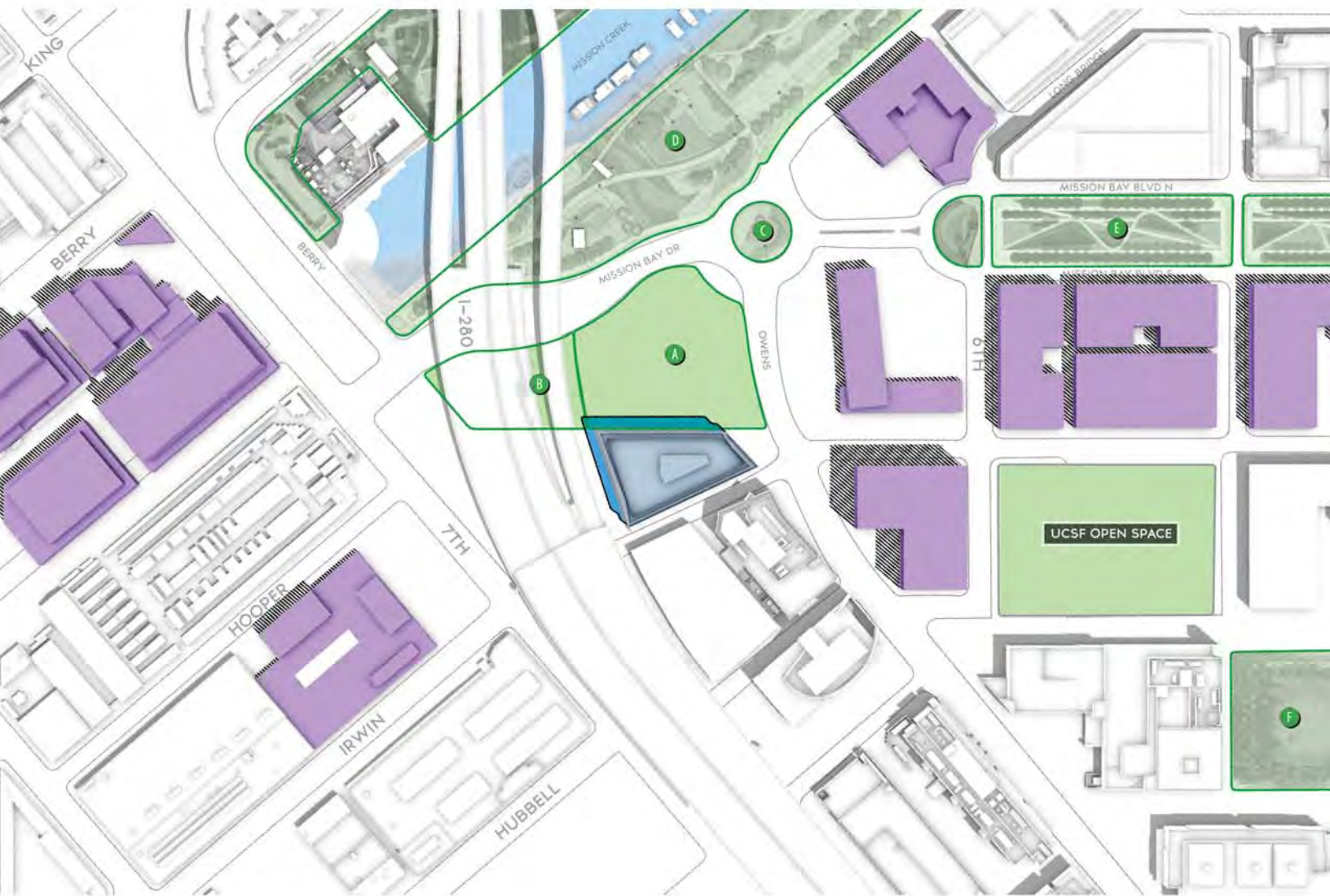
- Open/Public Spaces
- Owens Field
- Future Skate Park
- Turnaround Park
- Mission Creek Park
- Mission Bay Commons Park
- Koret Quad



# C2.7

## 1450 OWENS STREET - CUMULATIVE SCENARIO

Summer Solstice (No Mirror Date)



**SUMMER SOLSTICE (NO MIRROR DATE)**  
**JUNE 21**

**12:00 PM**

### LEGEND

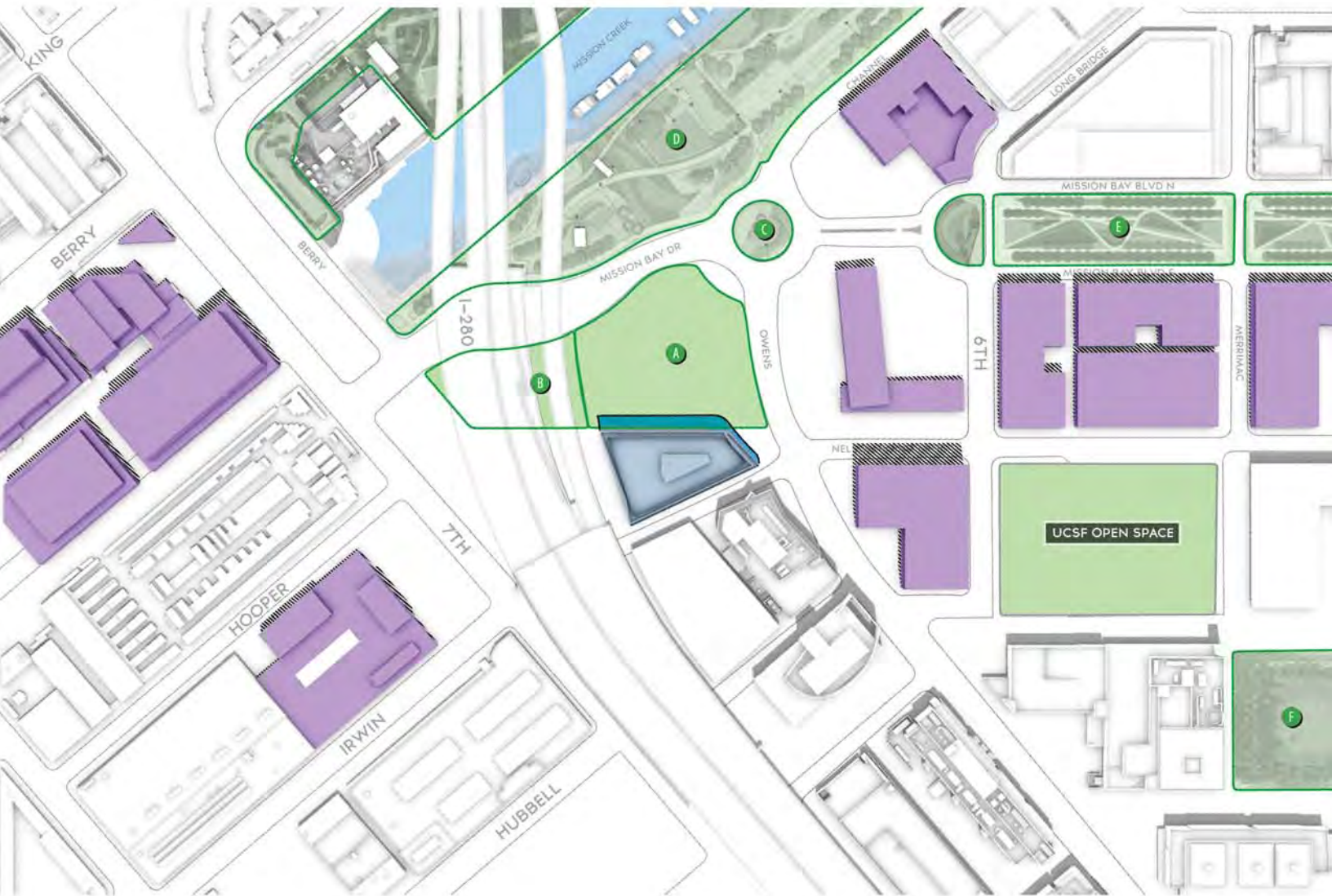
- Existing Structures
- 1450 Owens Street Project
- Existing Shadows
- Proposed Project's Net New Shadow
- Cumulative Structures
- Cumulative Shadows
- Open/Public Spaces
  - Owens Field
  - Future Skate Park
  - Turnaround Park
  - Mission Creek Park
  - Mission Bay Commons Park
  - Koret Quad



# C2.8

## 1450 OWENS STREET - CUMULATIVE SCENARIO

Summer Solstice (No Mirror Date)



**SUMMER SOLSTICE (NO MIRROR DATE)**  
**JUNE 21**

**1:00 PM**

### LEGEND

- Existing Structures
- 1450 Owens Street Project
- Existing Shadows
- Proposed Project's Net New Shadow
- Cumulative Structures
- Cumulative Shadows

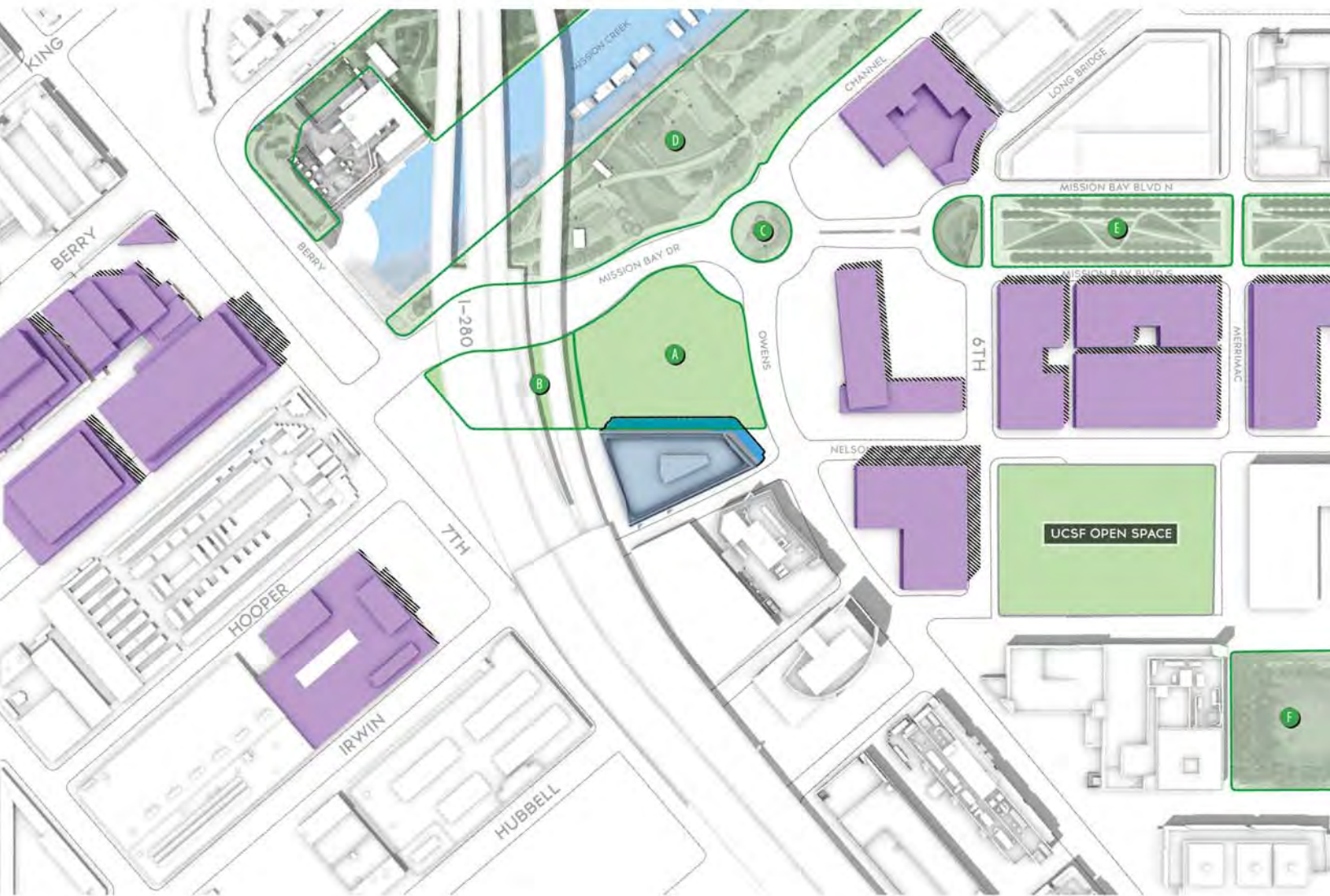
- Open/Public Spaces
- Owens Field
- Future Skate Park
- Turnaround Park
- Mission Creek Park
- Mission Bay Commons Park
- Koret Quad



# C2.9

## 1450 OWENS STREET - CUMULATIVE SCENARIO

Summer Solstice (No Mirror Date)



**SUMMER SOLSTICE (NO MIRROR DATE)**  
**JUNE 21**

**2:00 PM**

### LEGEND

- Existing Structures
- 1450 Owens Street Project
- Existing Shadows
- Proposed Project's Net New Shadow
- Cumulative Structures
- Cumulative Shadows

- Open/Public Spaces
- A Owens Field
- B Future Skate Park
- C Turnaround Park
- D Mission Creek Park
- E Mission Bay Commons Park
- F Koret Quad



# C2.10

## 1450 OWENS STREET - CUMULATIVE SCENARIO

Summer Solstice (No Mirror Date)



**SUMMER SOLSTICE (NO MIRROR DATE)**  
**JUNE 21**

**3:00 PM**

### LEGEND

- Existing Structures
- 1450 Owens Street Project
- Existing Shadows
- Proposed Project's Net New Shadow
- Cumulative Structures
- Cumulative Shadows

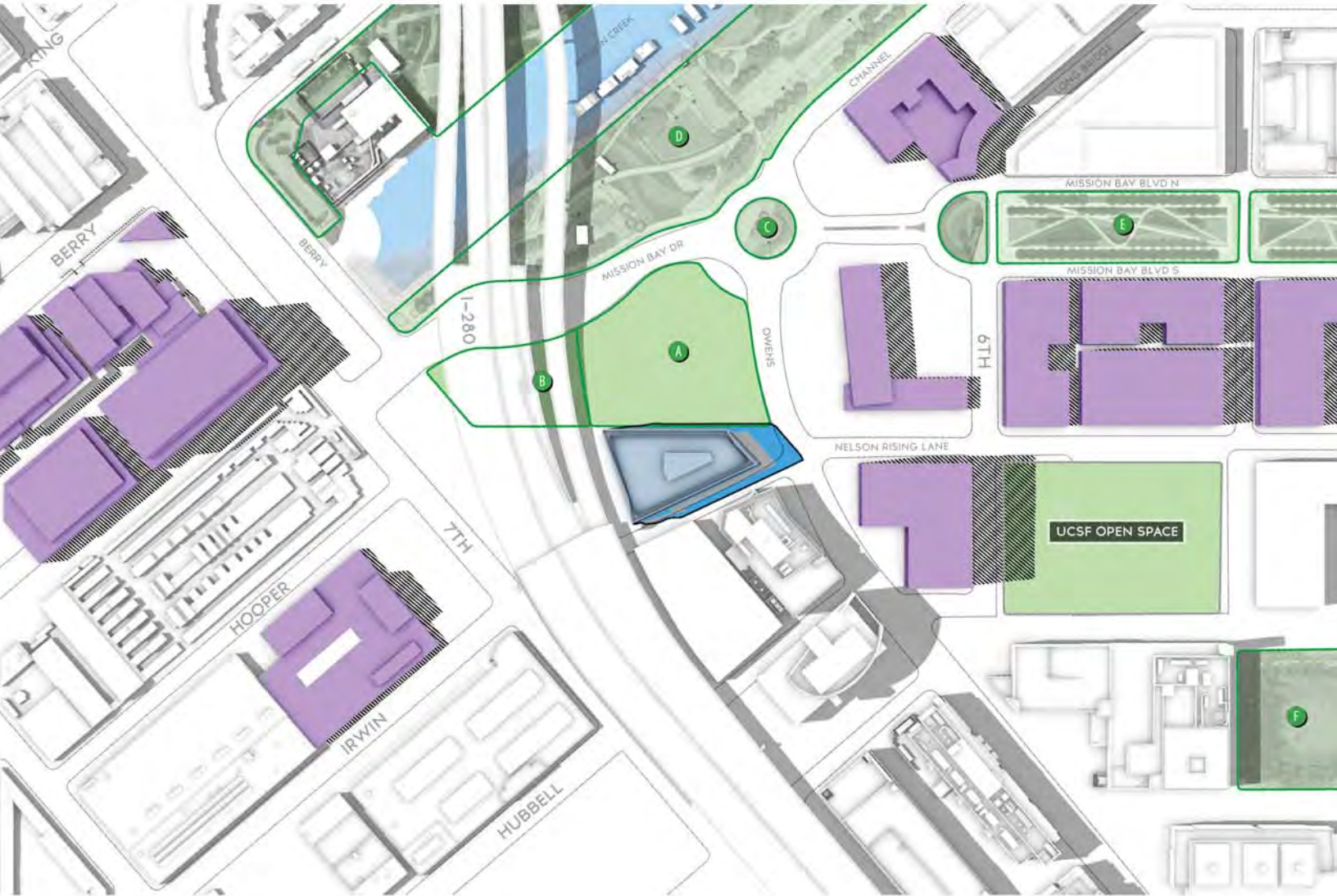
- Open/Public Spaces
- A Owens Field
- B Future Skate Park
- C Turnaround Park
- D Mission Creek Park
- E Mission Bay Commons Park
- F Koret Quad



C2.11

1450 OWENS STREET - CUMULATIVE SCENARIO

Summer Solstice (No Mirror Date)



SUMMER SOLSTICE (NO MIRROR DATE)  
JUNE 21

4:00 PM

LEGEND

- Existing Structures
- 1450 Owens Street Project
- Existing Shadows
- Proposed Project's Net New Shadow
- Cumulative Structures
- Cumulative Shadows

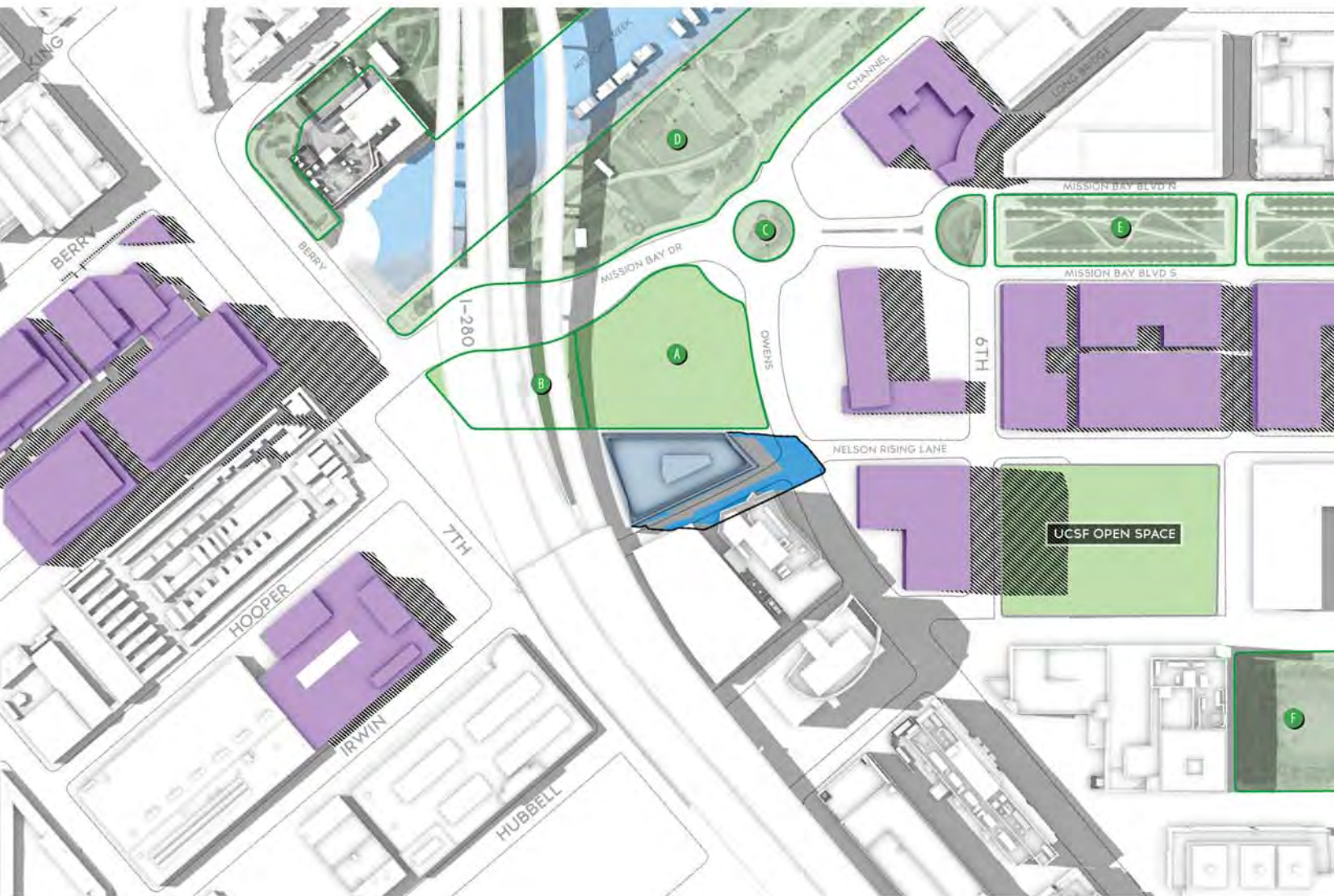
- Open/Public Spaces
- A Owens Field
- B Future Skate Park
- C Turnaround Park
- D Mission Creek Park
- E Mission Bay Commons Park
- F Koret Quad



# C2.12

## 1450 OWENS STREET - CUMULATIVE SCENARIO

Summer Solstice (No Mirror Date)



**SUMMER SOLSTICE (NO MIRROR DATE)**  
**JUNE 21**

**5:00 PM**

### LEGEND

- Existing Structures
- 1450 Owens Street Project
- Existing Shadows
- Proposed Project's Net New Shadow
- Cumulative Structures
- Cumulative Shadows

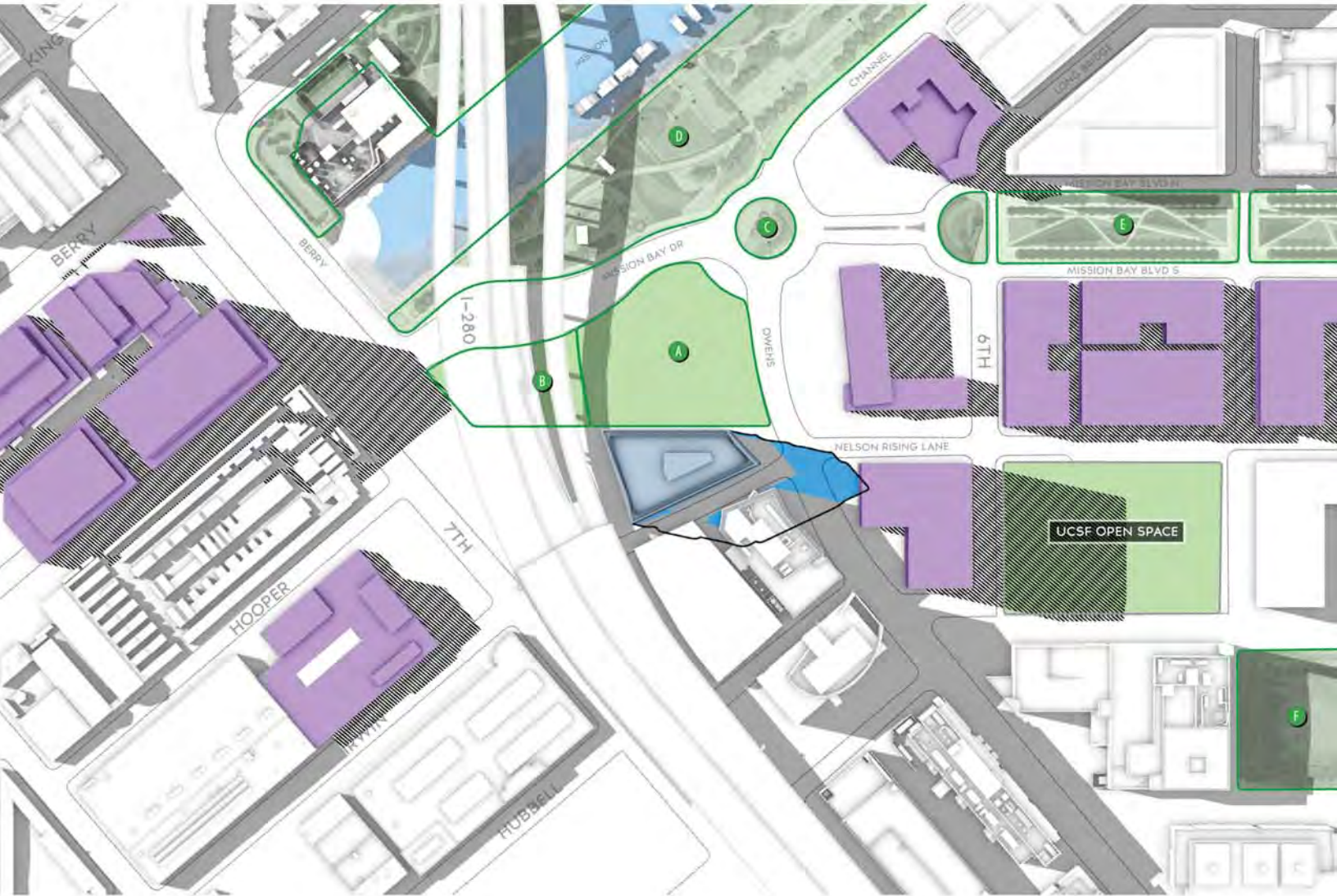
- Open/Public Spaces
- Owens Field
- Future Skate Park
- Turnaround Park
- Mission Creek Park
- Mission Bay Commons Park
- Koret Quad



# C2.13

## 1450 OWENS STREET - CUMULATIVE SCENARIO

Summer Solstice (No Mirror Date)



**SUMMER SOLSTICE (NO MIRROR DATE)**  
**JUNE 21**

**6:00 PM**

### LEGEND

- Existing Structures
- 1450 Owens Street Project
- Existing Shadows
- Proposed Project's Net New Shadow
- Cumulative Structures
- Cumulative Shadows

- Open/Public Spaces
- Owens Field
- Future Skate Park
- Turnaround Park
- Mission Creek Park
- Mission Bay Commons Park
- Koret Quad



C2.14

1450 OWENS STREET - CUMULATIVE SCENARIO

Summer Solstice (No Mirror Date)



SUMMER SOLSTICE (NO MIRROR DATE)  
JUNE 21

7:00 PM

LEGEND

- Existing Structures
- 1450 Owens Street Project
- Existing Shadows
- Proposed Project's Net New Shadow
- Cumulative Structures
- Cumulative Shadows

- Open/Public Spaces
  - A Owens Field
  - B Future Skate Park
  - C Turnaround Park
  - D Mission Creek Park
  - E Mission Bay Commons Park
  - F Koret Quad



# C2.15

## 1450 OWENS STREET - CUMULATIVE SCENARIO





Summer Solstice (No Mirror Date)



**SUMMER SOLSTICE (NO MIRROR DATE)**  
**JUNE 21**

**7:36 PM**

### LEGEND

-  Existing Structures
-  1450 Owens Street Project
-  Existing Shadows
-  Proposed Project's Net New Shadow
-  Cumulative Structures
-  Cumulative Shadows

-  Open/Public Spaces
-  Owens Field
-  Future Skate Park
-  Turnaround Park
-  Mission Creek Park
-  Mission Bay Commons Park
-  Koret Quad



# C2.16

## 1450 OWENS STREET - CUMULATIVE SCENARIO

Fall/Spring Equinoxes



FALL EQUINOX (SPRING SIMILAR)  
SEPTEMBER 21

7:57 AM

### LEGEND

- Existing Structures
- 1450 Owens Street Project
- Existing Shadows
- Proposed Project's Net New Shadow
- Cumulative Structures
- Cumulative Shadows

- Open/Public Spaces
- A Owens Field
- B Future Skate Park
- C Turnaround Park
- D Mission Creek Park
- E Mission Bay Commons Park
- F Koret Quad



# C2.17

## 1450 OWENS STREET - CUMULATIVE SCENARIO

Fall/Spring Equinoxes



**FALL EQUINOX (SPRING SIMILAR)**  
**SEPTEMBER 21**

**8:00 AM**

### LEGEND

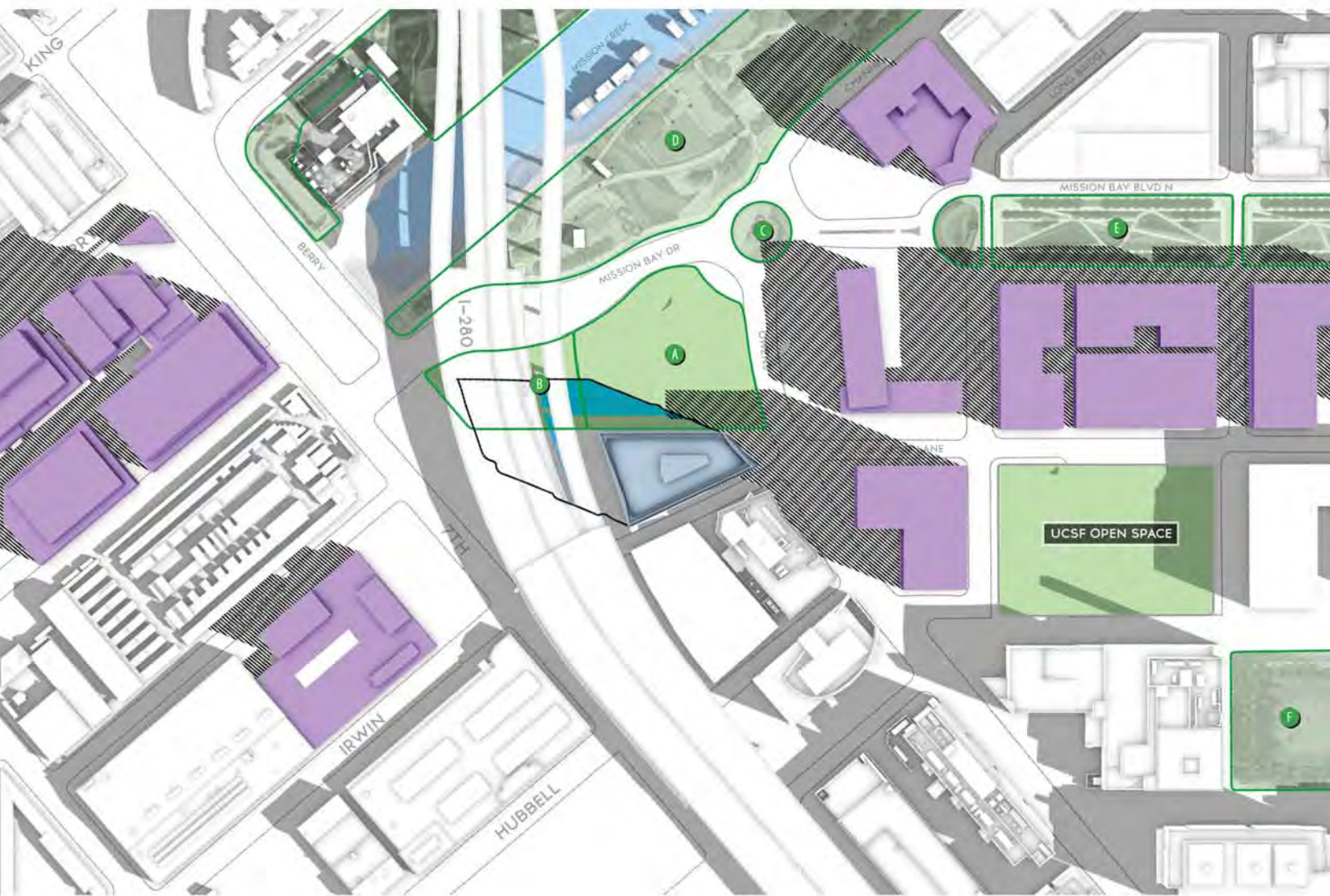
- Existing Structures
- 1450 Owens Street Project
- Existing Shadows
- Proposed Project's Net New Shadow
- Cumulative Structures
- Cumulative Shadows

- Open/Public Spaces
- A Owens Field
- B Future Skate Park
- C Turnaround Park
- D Mission Creek Park
- E Mission Bay Commons Park
- F Koret Quad



# C2.18 1450 OWENS STREET - CUMULATIVE SCENARIO

Fall/Spring Equinoxes



FALL EQUINOX (SPRING SIMILAR)  
SEPTEMBER 21

9:00 AM

## LEGEND

- Existing Structures
- 1450 Owens Street Project
- Existing Shadows
- Proposed Project's Net New Shadow
- Cumulative Structures
- Cumulative Shadows

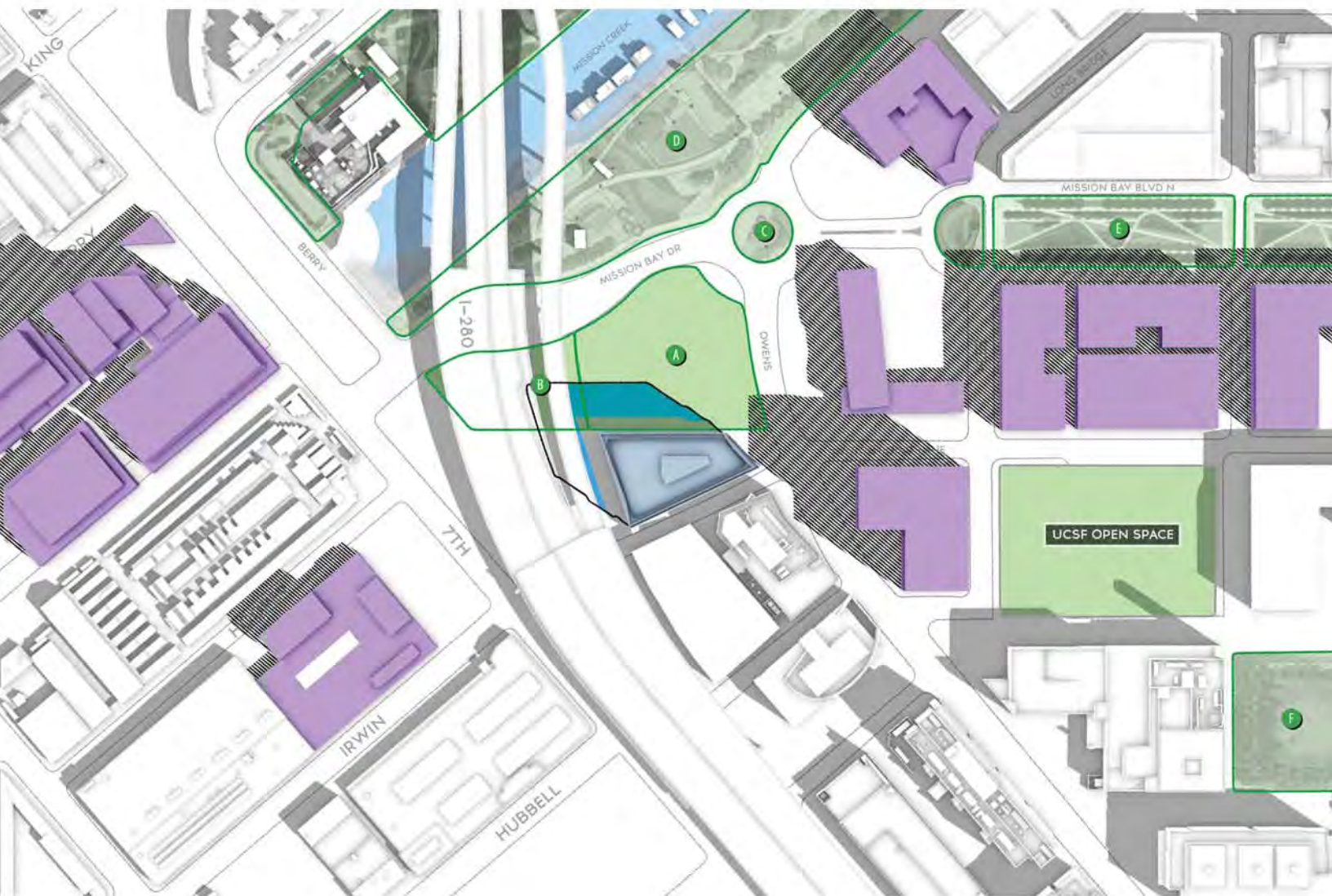
- Open/Public Spaces
- A Owens Field
- B Future Skate Park
- C Turnaround Park
- D Mission Creek Park
- E Mission Bay Commons Park
- F Koret Quad



# C2.19

## 1450 OWENS STREET - CUMULATIVE SCENARIO

Fall/Spring Equinoxes



**FALL EQUINOX (SPRING SIMILAR)  
SEPTEMBER 21**

**10:00 AM**

### LEGEND

- Existing Structures
- 1450 Owens Street Project
- Existing Shadows
- Proposed Project's Net New Shadow
- Cumulative Structures
- Cumulative Shadows

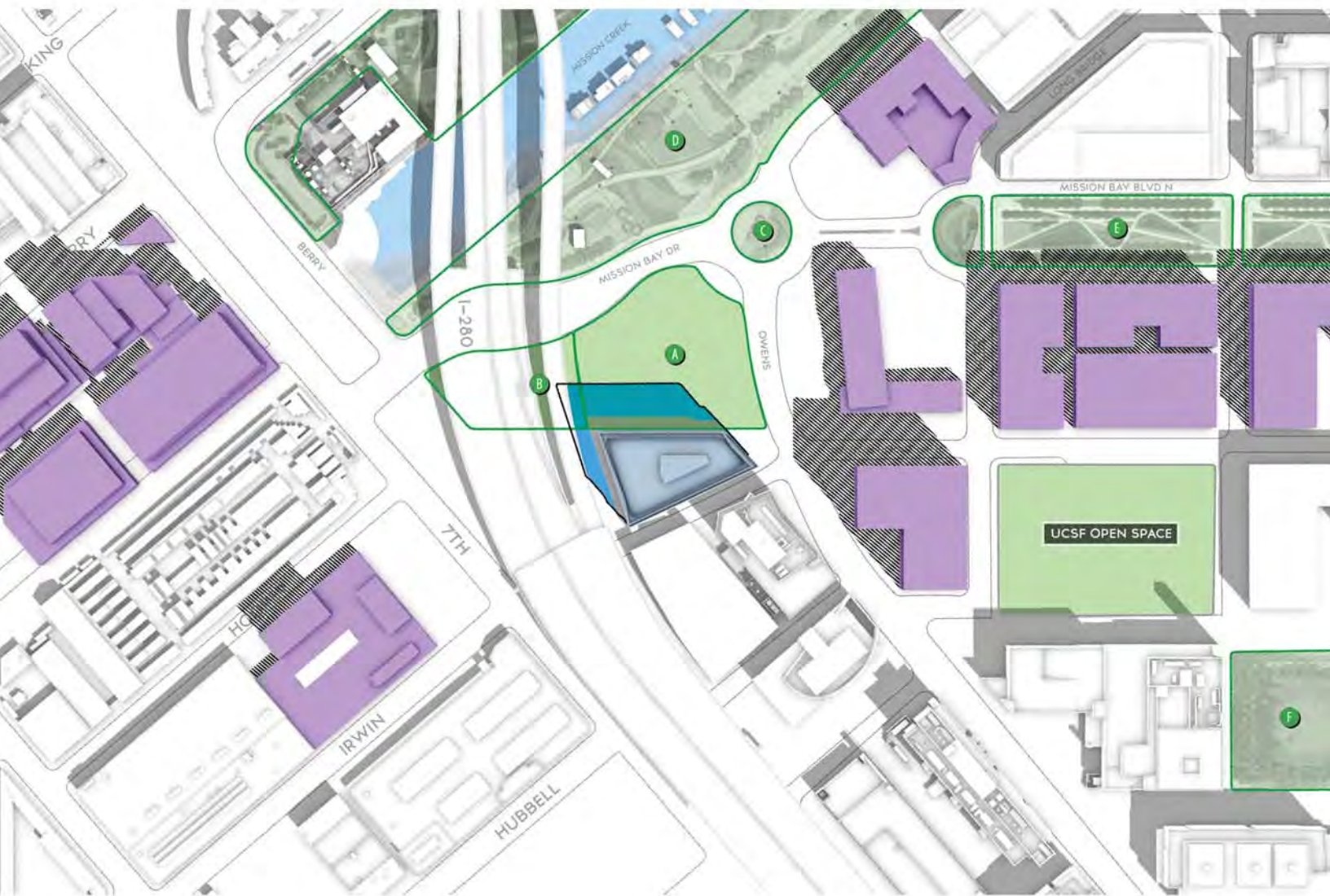
- Open/Public Spaces
- Owens Field
- Future Skate Park
- Turnaround Park
- Mission Creek Park
- Mission Bay Commons Park
- Koret Quad



# C2.20

## 1450 OWENS STREET - CUMULATIVE SCENARIO

Fall/Spring Equinoxes



FALL EQUINOX (SPRING SIMILAR)  
SEPTEMBER 21

11:00 AM

### LEGEND

- Existing Structures
- 1450 Owens Street Project
- Existing Shadows
- Proposed Project's Net New Shadow
- Cumulative Structures
- Cumulative Shadows

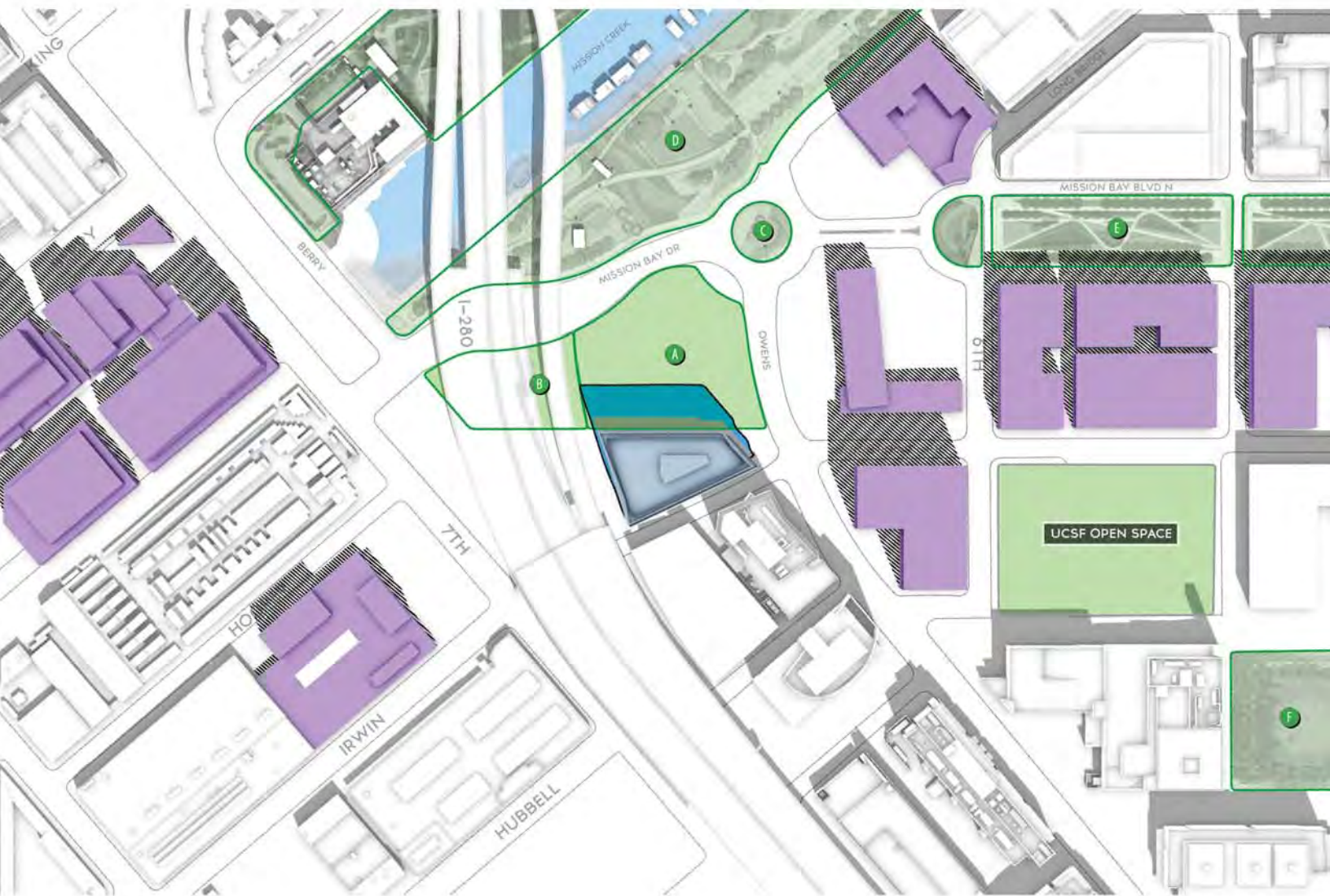
- Open/Public Spaces
  - A Owens Field
  - B Future Skate Park
  - C Turnaround Park
  - D Mission Creek Park
  - E Mission Bay Commons Park
  - F Koret Quad



# C2.21

## 1450 OWENS STREET - CUMULATIVE SCENARIO

Fall/Spring Equinoxes



FALL EQUINOX (SPRING SIMILAR)  
SEPTEMBER 21

12:00 PM

### LEGEND

- Existing Structures
- 1450 Owens Street Project
- Existing Shadows
- Proposed Project's Net New Shadow
- Cumulative Structures
- Cumulative Shadows

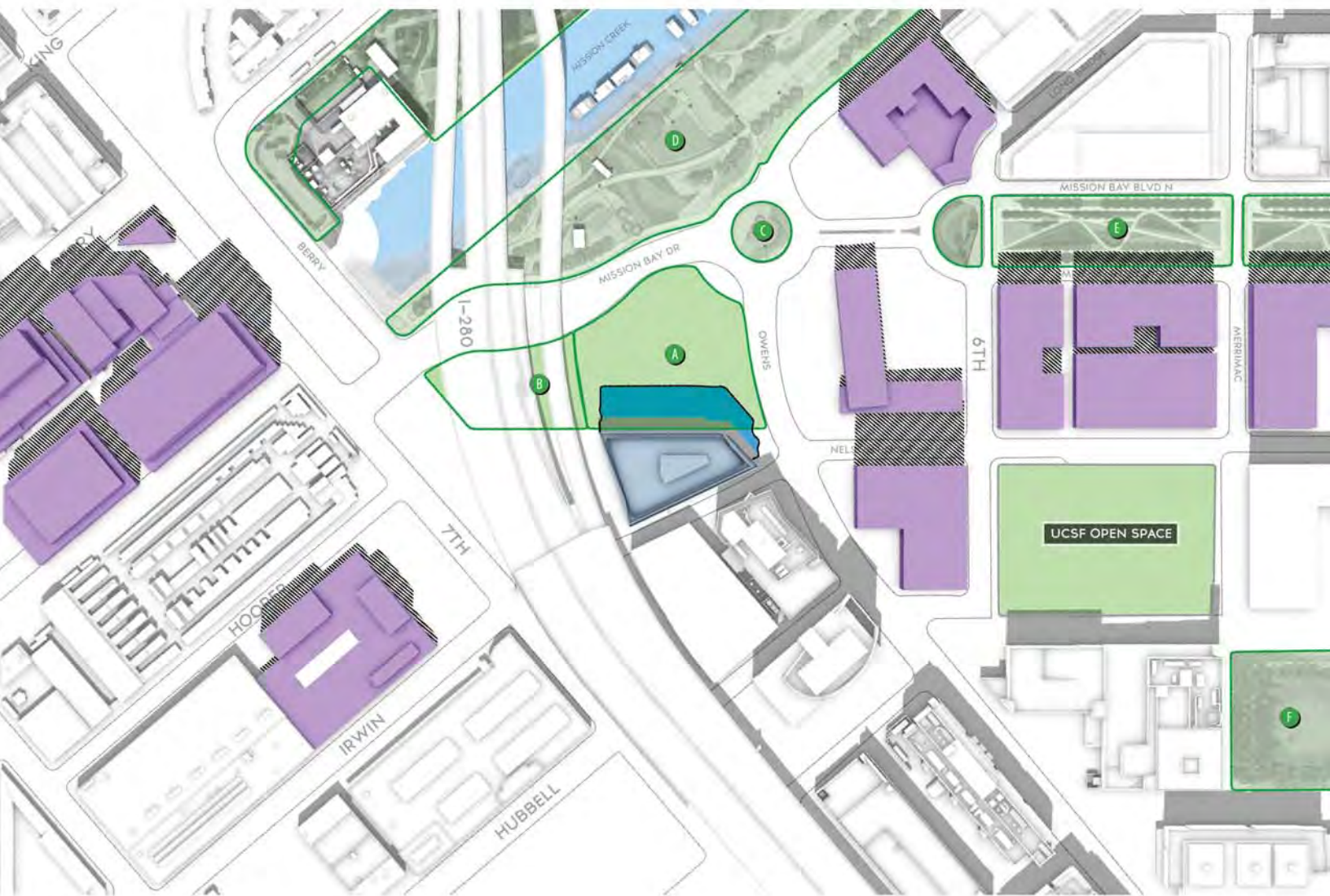
- Open/Public Spaces
- A Owens Field
- B Future Skate Park
- C Turnaround Park
- D Mission Creek Park
- E Mission Bay Commons Park
- F Koret Quad



# C2.22

## 1450 OWENS STREET - CUMULATIVE SCENARIO

Fall/Spring Equinoxes



**FALL EQUINOX (SPRING SIMILAR)  
SEPTEMBER 21**

**1:00 PM**

### LEGEND

-  Existing Structures
-  1450 Owens Street Project
-  Existing Shadows
-  Proposed Project's Net New Shadow
-  Cumulative Structures
-  Cumulative Shadows

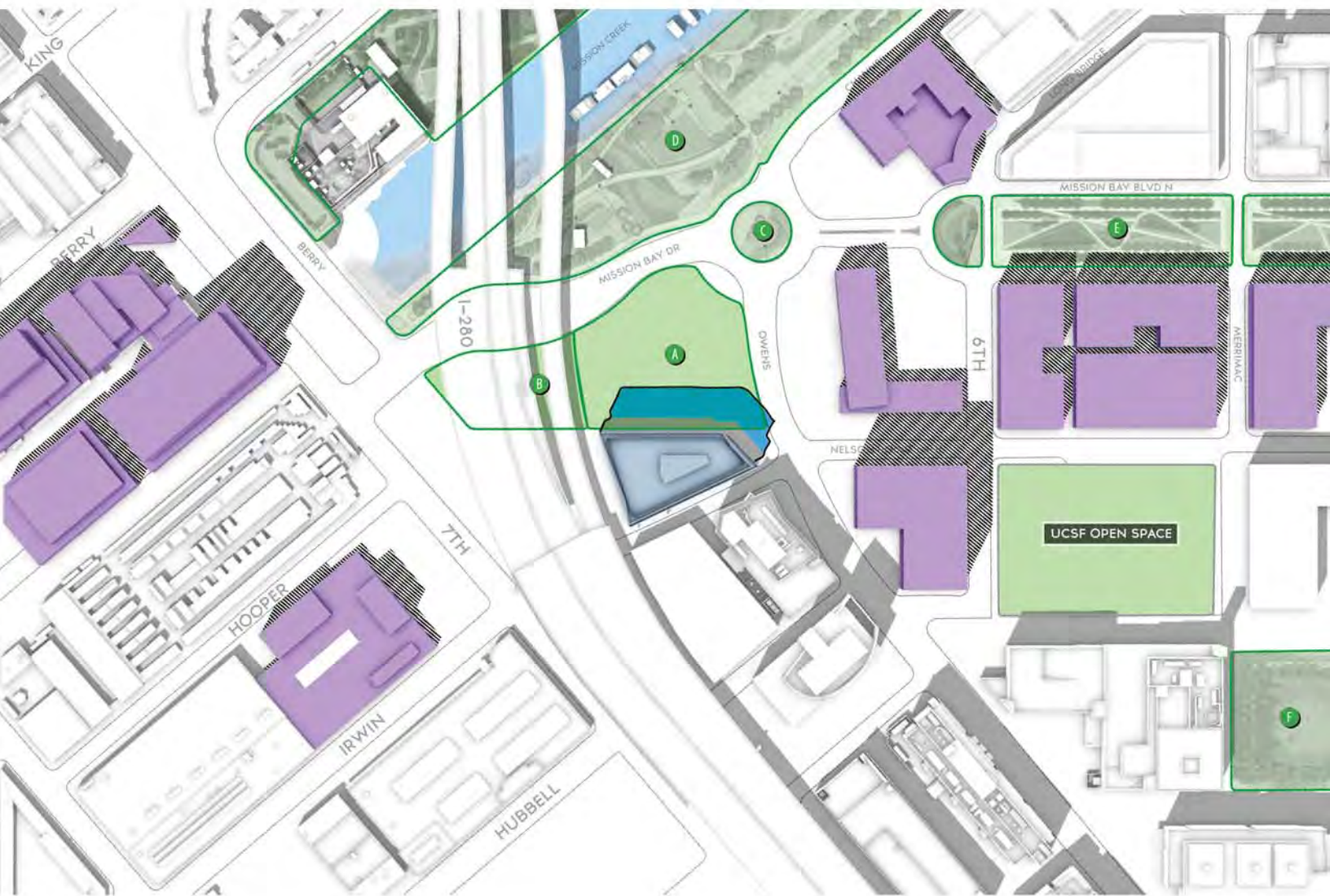
-  Open/Public Spaces
-  Owens Field
-  Future Skate Park
-  Turnaround Park
-  Mission Creek Park
-  Mission Bay Commons Park
-  Koret Quad



# C2.23

## 1450 OWENS STREET - CUMULATIVE SCENARIO

Fall/Spring Equinoxes



FALL EQUINOX (SPRING SIMILAR)  
SEPTEMBER 21

2:00 PM

### LEGEND

- Existing Structures
- 1450 Owens Street Project
- Existing Shadows
- Proposed Project's Net New Shadow
- Cumulative Structures
- Cumulative Shadows

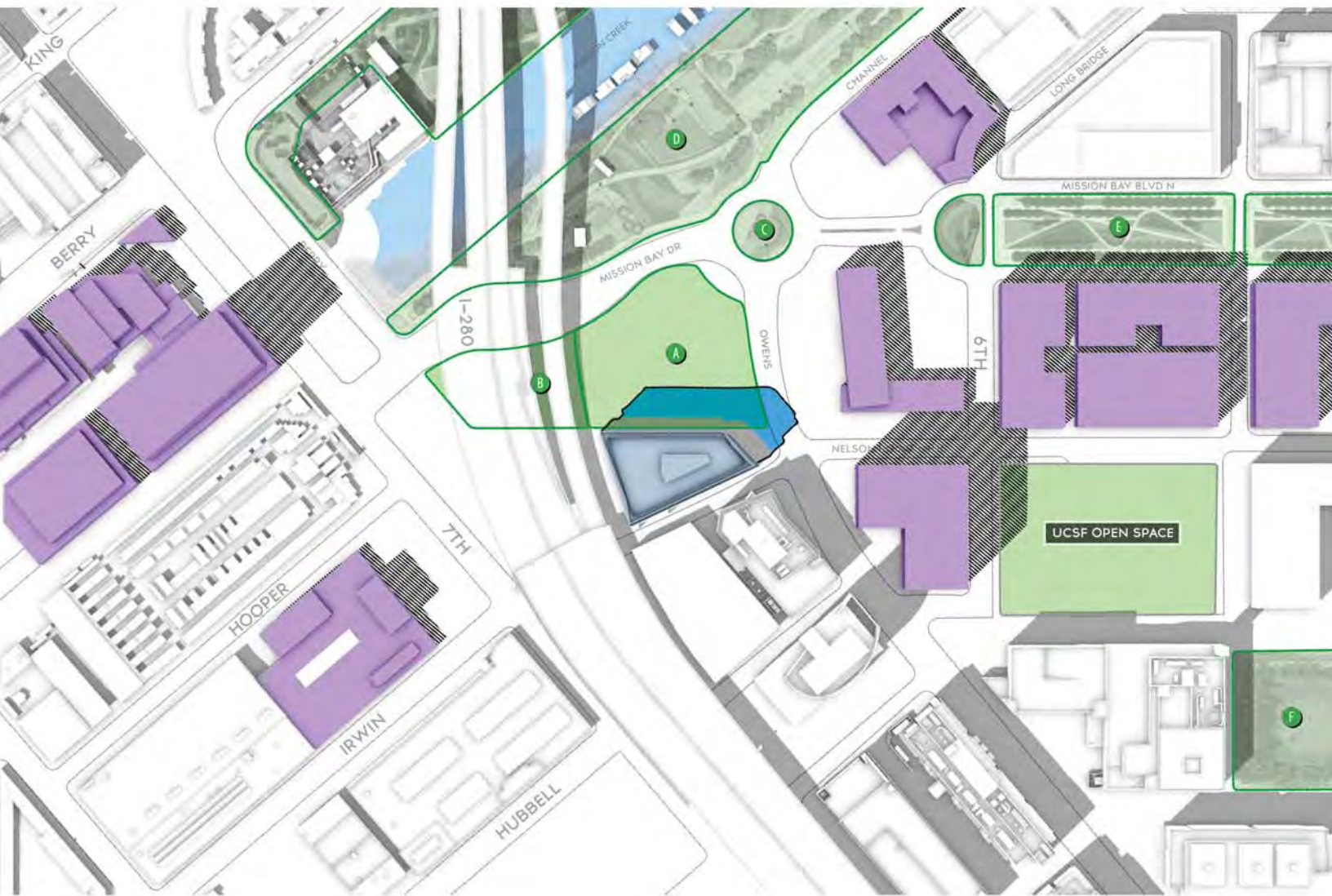
- Open/Public Spaces
- A Owens Field
- B Future Skate Park
- C Turnaround Park
- D Mission Creek Park
- E Mission Bay Commons Park
- F Koret Quad



# C2.24

## 1450 OWENS STREET - CUMULATIVE SCENARIO

Fall/Spring Equinoxes



**FALL EQUINOX (SPRING SIMILAR)  
SEPTEMBER 21**

**3:00 PM**

### LEGEND

-  Existing Structures
-  1450 Owens Street Project
-  Existing Shadows
-  Proposed Project's Net New Shadow
-  Cumulative Structures
-  Cumulative Shadows

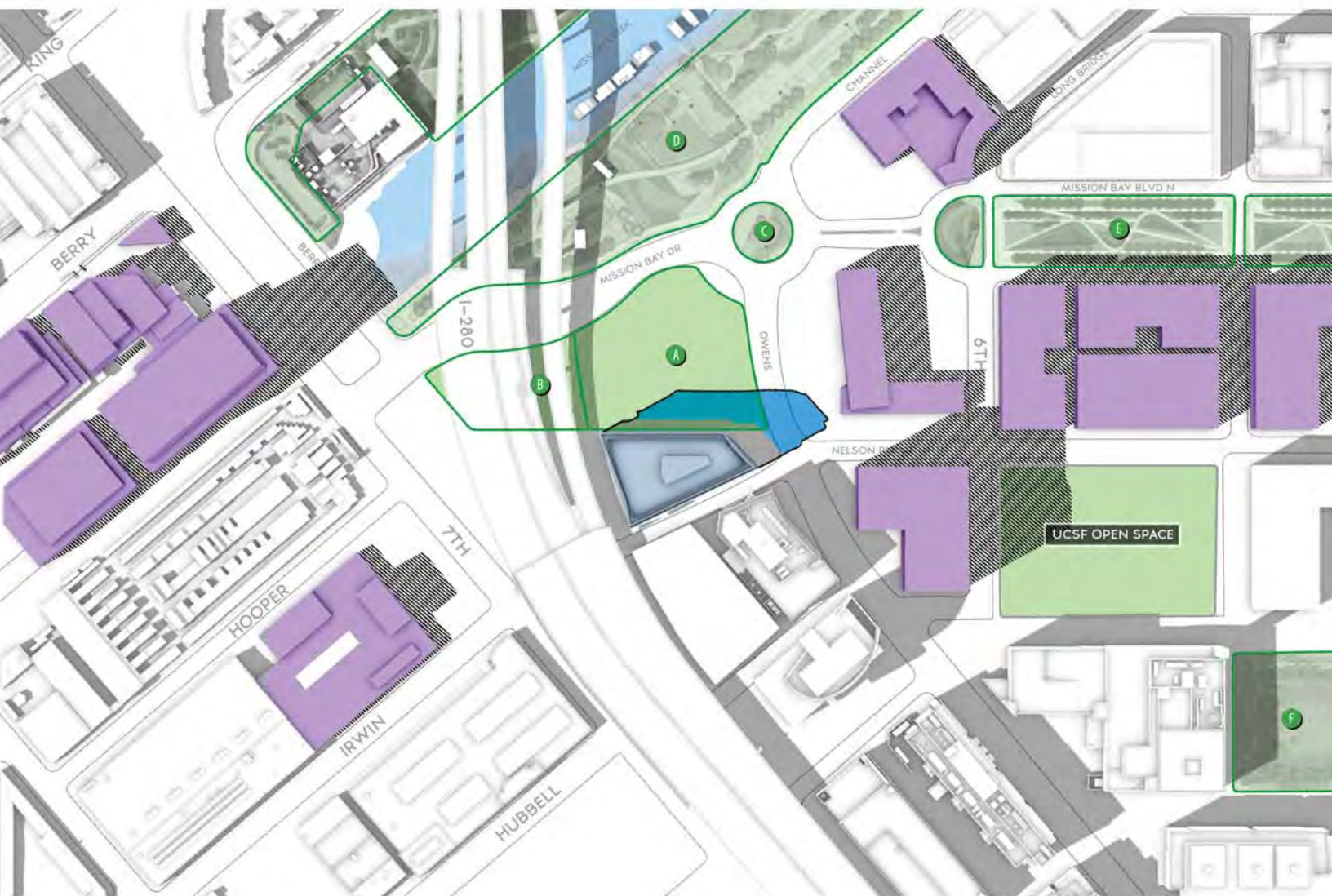
-  Open/Public Spaces
-  Owens Field
-  Future Skate Park
-  Turnaround Park
-  Mission Creek Park
-  Mission Bay Commons Park
-  Koret Quad



# C2.25

## 1450 OWENS STREET - CUMULATIVE SCENARIO

Fall/Spring Equinoxes



**FALL EQUINOX (SPRING SIMILAR)  
SEPTEMBER 21**

**4:00 PM**

### LEGEND

- Existing Structures
- 1450 Owens Street Project
- Existing Shadows
- Proposed Project's Net New Shadow
- Cumulative Structures
- Cumulative Shadows

- Open/Public Spaces
- A Owens Field
- B Future Skate Park
- C Turnaround Park
- D Mission Creek Park
- E Mission Bay Commons Park
- F Koret Quad



# C2.26

## 1450 OWENS STREET - CUMULATIVE SCENARIO


Fall/Spring Equinoxes



FALL EQUINOX (SPRING SIMILAR)  
SEPTEMBER 21

5:00 PM

### LEGEND

-  Existing Structures
-  1450 Owens Street Project
-  Existing Shadows
-  Proposed Project's Net New Shadow
-  Cumulative Structures
-  Cumulative Shadows

-  Open/Public Spaces
-  Owens Field
-  Future Skate Park
-  Turnaround Park
-  Mission Creek Park
-  Mission Bay Commons Park
-  Koret Quad



# C2.27

## 1450 OWENS STREET - CUMULATIVE SCENARIO

Fall/Spring Equinoxes



FALL EQUINOX (SPRING SIMILAR)  
SEPTEMBER 21

6:00 PM

### LEGEND

- Existing Structures
- 1450 Owens Street Project
- Existing Shadows
- Proposed Project's Net New Shadow
- Cumulative Structures
- Cumulative Shadows

- Open/Public Spaces
- A Owens Field
- B Future Skate Park
- C Turnaround Park
- D Mission Creek Park
- E Mission Bay Commons Park
- F Koret Quad



C2.28

1450 OWENS STREET - CUMULATIVE SCENARIO

Fall/Spring Equinoxes



FALL EQUINOX (SPRING SIMILAR)  
SEPTEMBER 21

6:10 PM

LEGEND

- Existing Structures
- 1450 Owens Street Project
- Existing Shadows
- Proposed Project's Net New Shadow
- Cumulative Structures
- Cumulative Shadows

- Open/Public Spaces
- A Owens Field
- B Future Skate Park
- C Turnaround Park
- D Mission Creek Park
- E Mission Bay Commons Park
- F Koret Quad



C2.29

1450 OWENS STREET - CUMULATIVE SCENARIO

Winter Solstice (No Mirror Date)



WINTER SOLSTICE (NO MIRROR DATE)  
DECEMBER 21

8:20 AM

LEGEND

- Existing Structures
- 1450 Owens Street Project
- Existing Shadows
- Proposed Project's Net New Shadow
- Cumulative Structures
- Cumulative Shadows

- Open/Public Spaces
  - A Owens Field
  - B Future Skate Park
  - C Turnaround Park
  - D Mission Creek Park
  - E Mission Bay Commons Park
  - F Koret Quad



C2.30

1450 OWENS STREET - CUMULATIVE SCENARIO

Winter Solstice (No Mirror Date)



WINTER SOLSTICE (NO MIRROR DATE)  
DECEMBER 21

9:00 AM

LEGEND

- Existing Structures
- 1450 Owens Street Project
- Existing Shadows
- Proposed Project's Net New Shadow
- Cumulative Structures
- Cumulative Shadows

- Open/Public Spaces
  - A Owens Field
  - B Future Skate Park
  - C Turnaround Park
  - D Mission Creek Park
  - E Mission Bay Commons Park
  - F Koret Quad



# C2.31

## 1450 OWENS STREET - CUMULATIVE SCENARIO

Winter Solstice (No Mirror Date)



WINTER SOLSTICE (NO MIRROR DATE)  
DECEMBER 21

10:00 AM

### LEGEND

- Existing Structures
- 1450 Owens Street Project
- Existing Shadows
- Proposed Project's Net New Shadow
- Cumulative Structures
- Cumulative Shadows

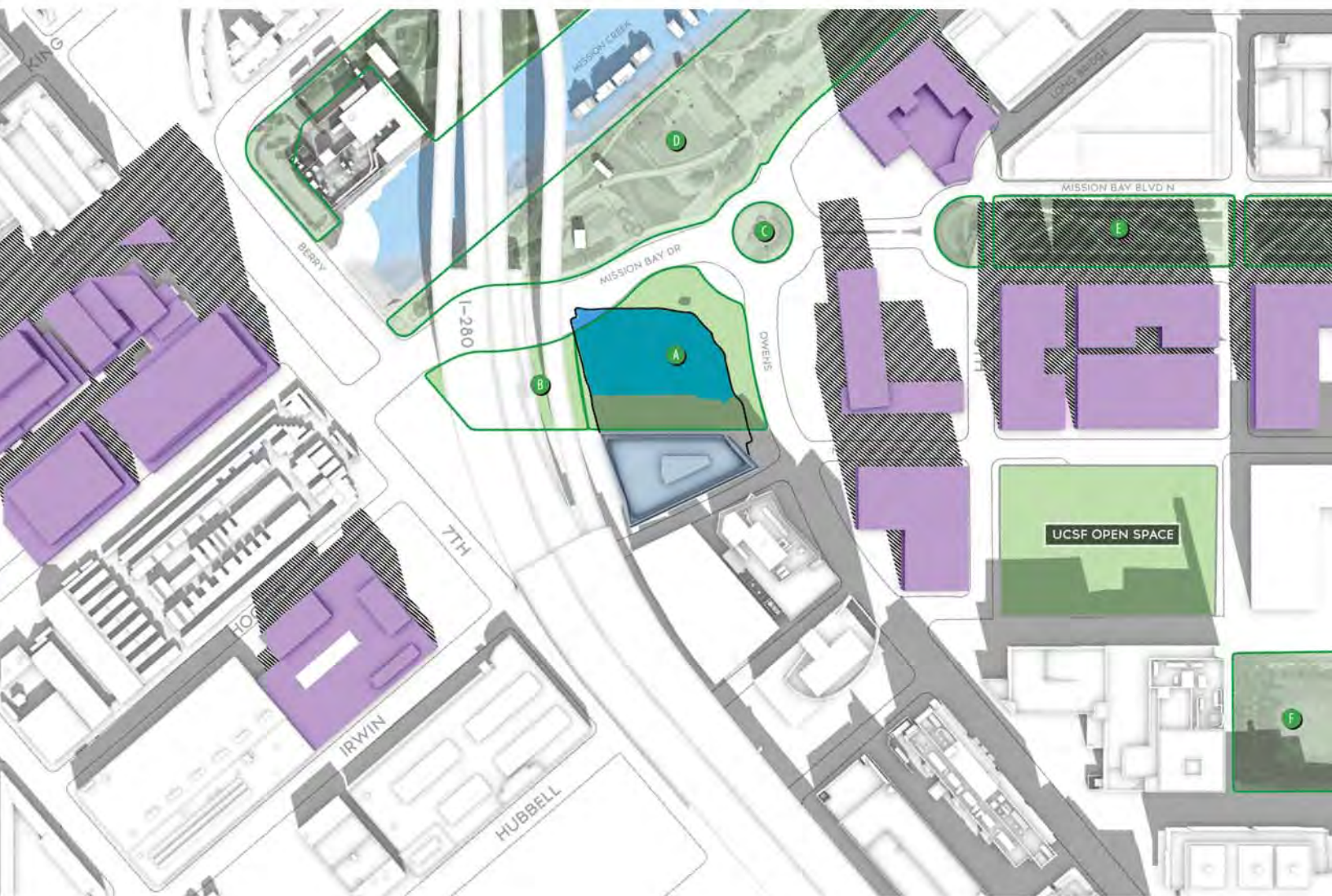
- Open/Public Spaces
  - A Owens Field
  - B Future Skate Park
  - C Turnaround Park
  - D Mission Creek Park
  - E Mission Bay Commons Park
  - F Koret Quad



# C2.32

## 1450 OWENS STREET - CUMULATIVE SCENARIO

Winter Solstice (No Mirror Date)



**WINTER SOLSTICE (NO MIRROR DATE)**  
**DECEMBER 21**

**11:00 AM**

### LEGEND

- Existing Structures
- 1450 Owens Street Project
- Existing Shadows
- Proposed Project's Net New Shadow
- Cumulative Structures
- Cumulative Shadows

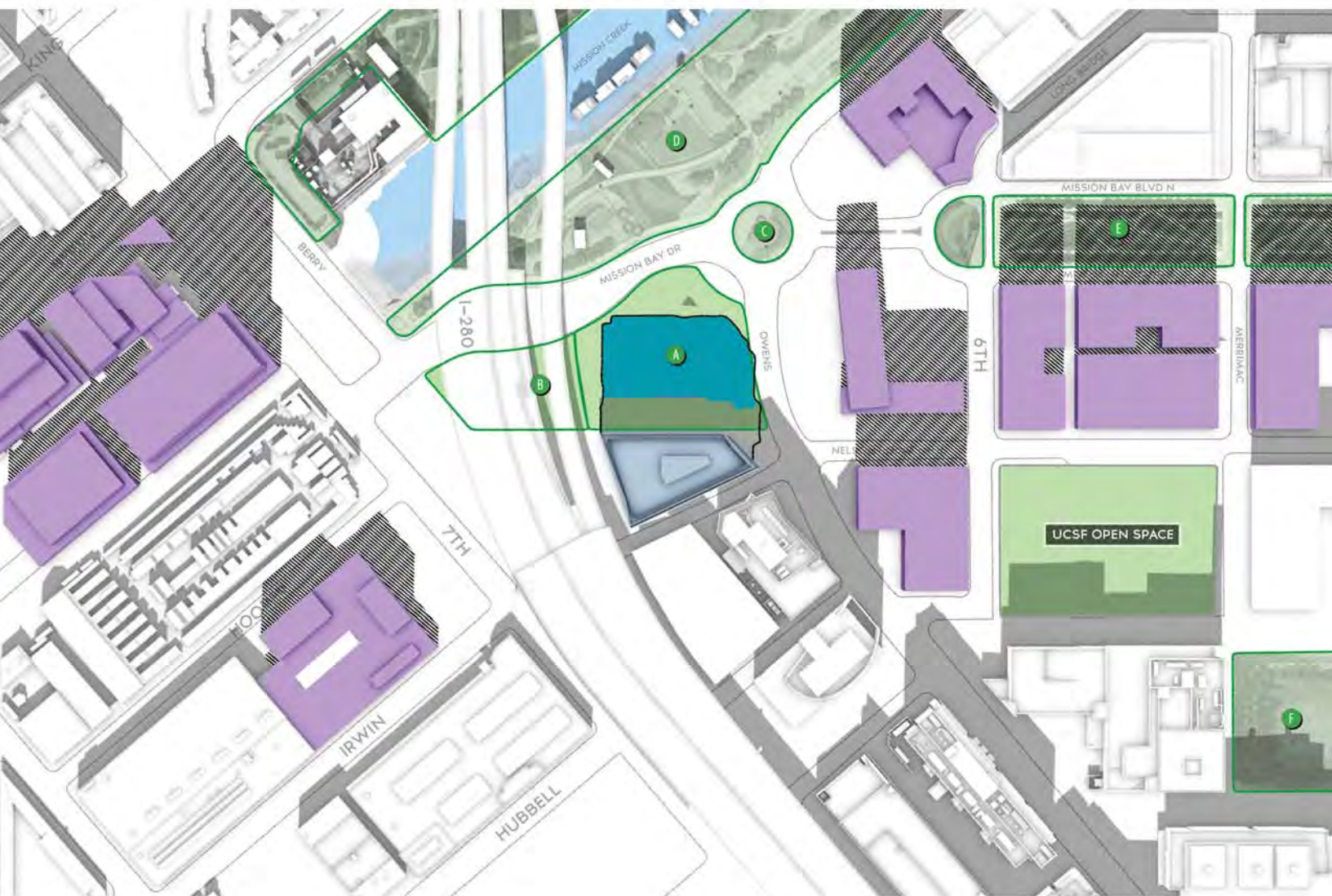
- Open/Public Spaces
- Owens Field
- Future Skate Park
- Turnaround Park
- Mission Creek Park
- Mission Bay Commons Park
- Koret Quad



# C2.33

## 1450 OWENS STREET - CUMULATIVE SCENARIO

Winter Solstice (No Mirror Date)



**WINTER SOLSTICE (NO MIRROR DATE)**  
**DECEMBER 21**

**12:00 PM**

### LEGEND

- Existing Structures
- 1450 Owens Street Project
- Existing Shadows
- Proposed Project's Net New Shadow
- Cumulative Structures
- Cumulative Shadows

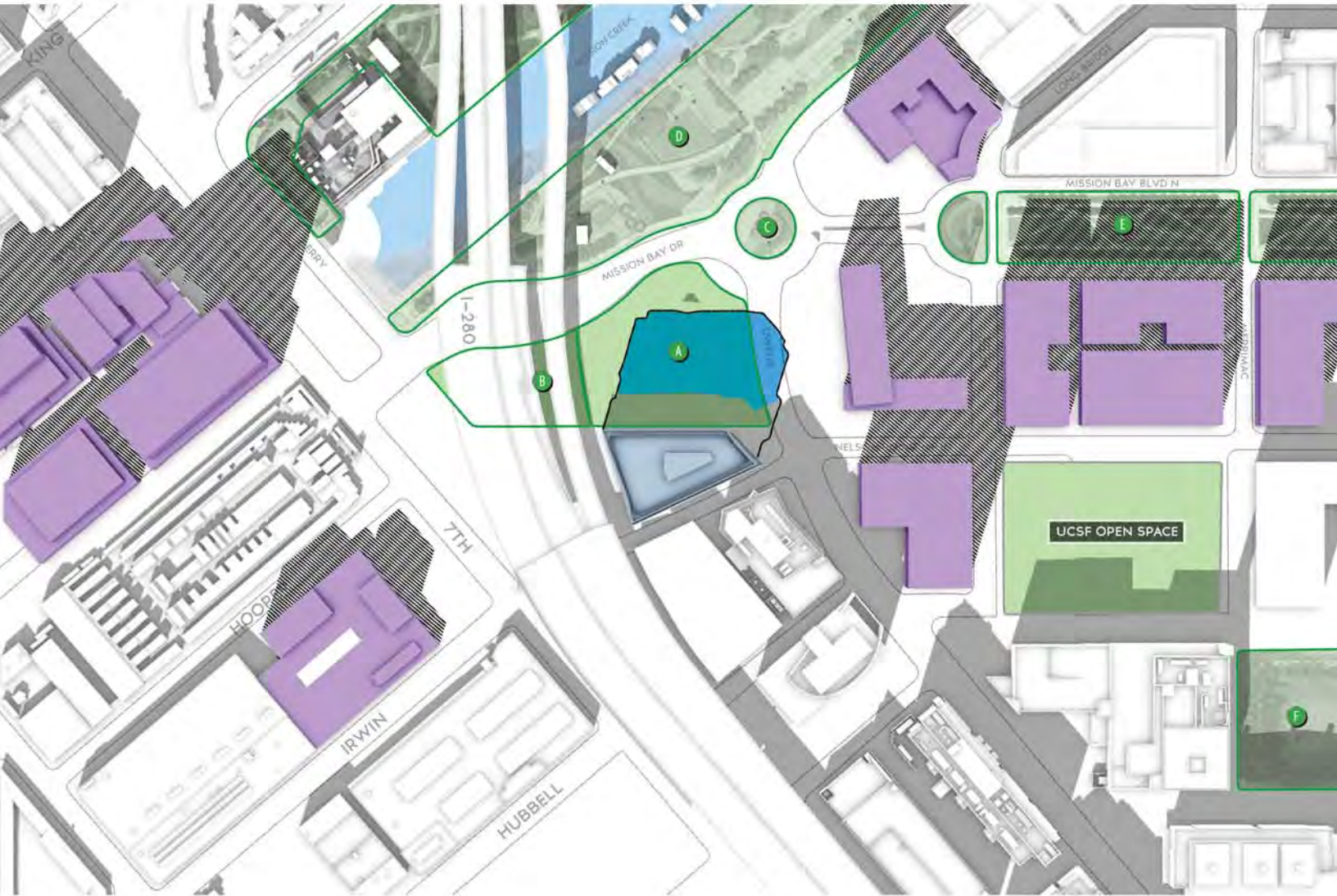
- Open/Public Spaces
- A Owens Field
- B Future Skate Park
- C Turnaround Park
- D Mission Creek Park
- E Mission Bay Commons Park
- F Koret Quad



C2.34

1450 OWENS STREET - CUMULATIVE SCENARIO

Winter Solstice (No Mirror Date)



WINTER SOLSTICE (NO MIRROR DATE)  
DECEMBER 21

1:00 PM

LEGEND

- Existing Structures
- 1450 Owens Street Project
- Existing Shadows
- Proposed Project's Net New Shadow
- Cumulative Structures
- Cumulative Shadows

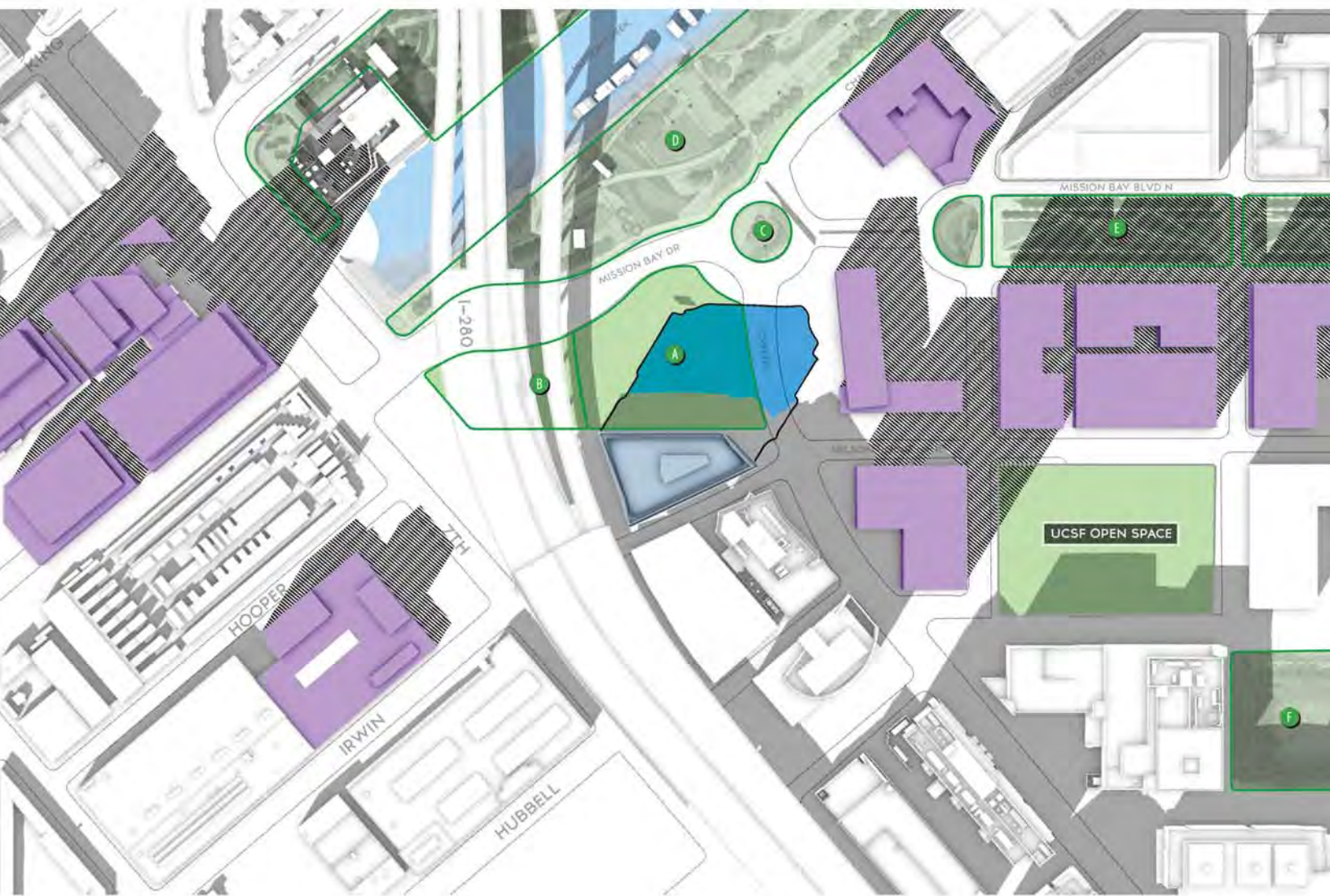
- Open/Public Spaces
  - A Owens Field
  - B Future Skate Park
  - C Turnaround Park
  - D Mission Creek Park
  - E Mission Bay Commons Park
  - F Koret Quad



C2.35

1450 OWENS STREET - CUMULATIVE SCENARIO

Winter Solstice (No Mirror Date)



WINTER SOLSTICE (NO MIRROR DATE)  
DECEMBER 21

2:00 PM

LEGEND

- Existing Structures
- 1450 Owens Street Project
- Existing Shadows
- Proposed Project's Net New Shadow
- Cumulative Structures
- Cumulative Shadows

- Open/Public Spaces
- A Owens Field
- B Future Skate Park
- C Turnaround Park
- D Mission Creek Park
- E Mission Bay Commons Park
- F Koret Quad



C2.36

1450 OWENS STREET - CUMULATIVE SCENARIO

Winter Solstice (No Mirror Date)



WINTER SOLSTICE (NO MIRROR DATE)  
DECEMBER 21

3:00 PM

LEGEND

- Existing Structures
- 1450 Owens Street Project
- Existing Shadows
- Proposed Project's Net New Shadow
- Cumulative Structures
- Cumulative Shadows

- Open/Public Spaces
  - A Owens Field
  - B Future Skate Park
  - C Turnaround Park
  - D Mission Creek Park
  - E Mission Bay Commons Park
  - F Koret Quad



C2.37

1450 OWENS STREET - CUMULATIVE SCENARIO

Winter Solstice (No Mirror Date)



WINTER SOLSTICE (NO MIRROR DATE)  
DECEMBER 21

3:55 PM

LEGEND

- Existing Structures
- 1450 Owens Street Project
- Existing Shadows
- Proposed Project's Net New Shadow
- Cumulative Structures
- Cumulative Shadows

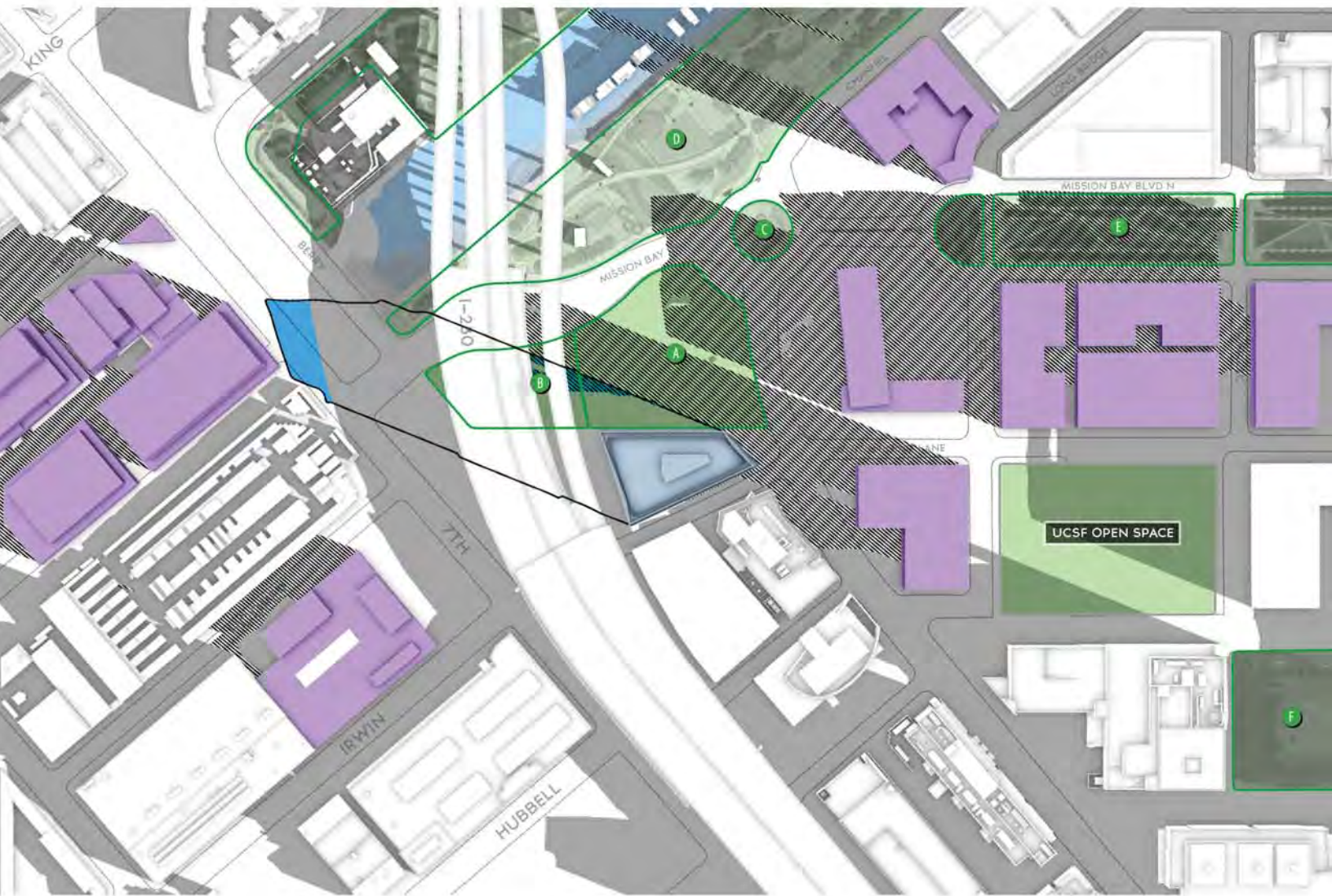
- Open/Public Spaces
  - A Owens Field
  - B Future Skate Park
  - C Turnaround Park
  - D Mission Creek Park
  - E Mission Bay Commons Park
  - F Koret Quad



C2.38

1450 OWENS STREET - CUMULATIVE SCENARIO

March 1 (October 11 Mirror Date)



MARCH 1  
(OCTOBER 11 MIRROR)

8:16 AM

LEGEND

- Existing Structures
- 1450 Owens Street Project
- Existing Shadows
- Proposed Project's Net New Shadow
- Cumulative Structures
- Cumulative Shadows

- Open/Public Spaces
  - A Owens Field
  - B Future Skate Park
  - C Turnaround Park
  - D Mission Creek Park
  - E Mission Bay Commons Park
  - F Koret Quad



# C2.39

## 1450 OWENS STREET - CUMULATIVE SCENARIO

March 1 (October 11 Mirror Date)



**MARCH 1**  
**(OCTOBER 11 MIRROR)**

**9:00 AM**

### LEGEND

- Existing Structures
- 1450 Owens Street Project
- Existing Shadows
- Proposed Project's Net New Shadow
- Cumulative Structures
- Cumulative Shadows

- Open/Public Spaces
- Owens Field
- Future Skate Park
- Turnaround Park
- Mission Creek Park
- Mission Bay Commons Park
- Koret Quad



# C2.40

## 1450 OWENS STREET - CUMULATIVE SCENARIO

March 1 (October 11 Mirror Date)



MARCH 1  
(OCTOBER 11 MIRROR)

10:00 AM

### LEGEND

- Existing Structures
- 1450 Owens Street Project
- Existing Shadows
- Proposed Project's Net New Shadow
- Cumulative Structures
- Cumulative Shadows

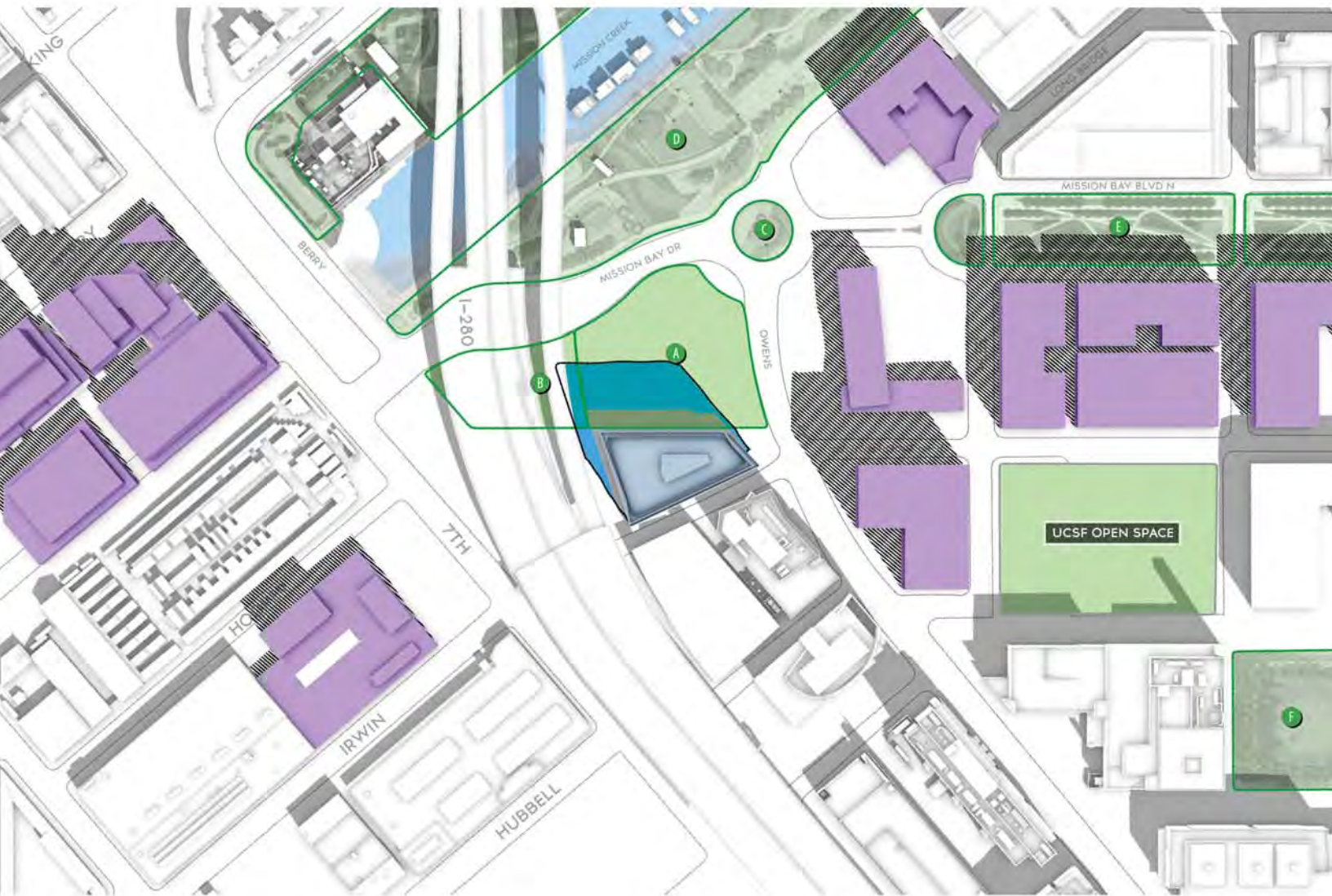
- Open/Public Spaces
- A Owens Field
- B Future Skate Park
- C Turnaround Park
- D Mission Creek Park
- E Mission Bay Commons Park
- F Koret Quad



# C2.41

## 1450 OWENS STREET - CUMULATIVE SCENARIO

March 1 (October 11 Mirror Date)



**MARCH 1**  
**(OCTOBER 11 MIRROR)**

**11:00 AM**

### LEGEND

- Existing Structures
- 1450 Owens Street Project
- Existing Shadows
- Proposed Project's Net New Shadow
- Cumulative Structures
- Cumulative Shadows

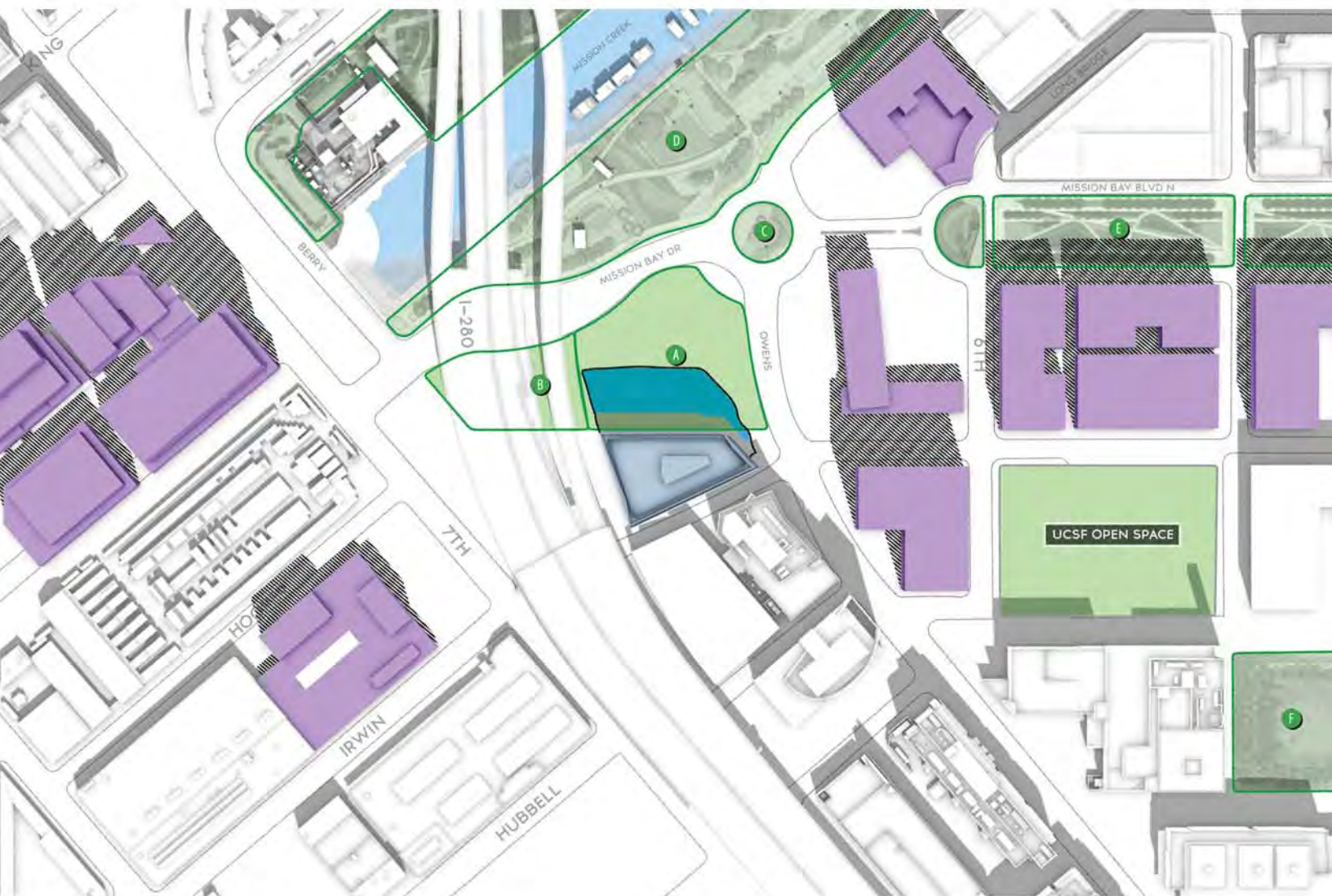
- Open/Public Spaces
- A Owens Field
- B Future Skate Park
- C Turnaround Park
- D Mission Creek Park
- E Mission Bay Commons Park
- F Koret Quad



# C2.42

## 1450 OWENS STREET - CUMULATIVE SCENARIO

March 1 (October 11 Mirror Date)



**MARCH 1**  
**(OCTOBER 11 MIRROR)**

**12:00 PM**

### LEGEND

-  Existing Structures
-  1450 Owens Street Project
-  Existing Shadows
-  Proposed Project's Net New Shadow
-  Cumulative Structures
-  Cumulative Shadows

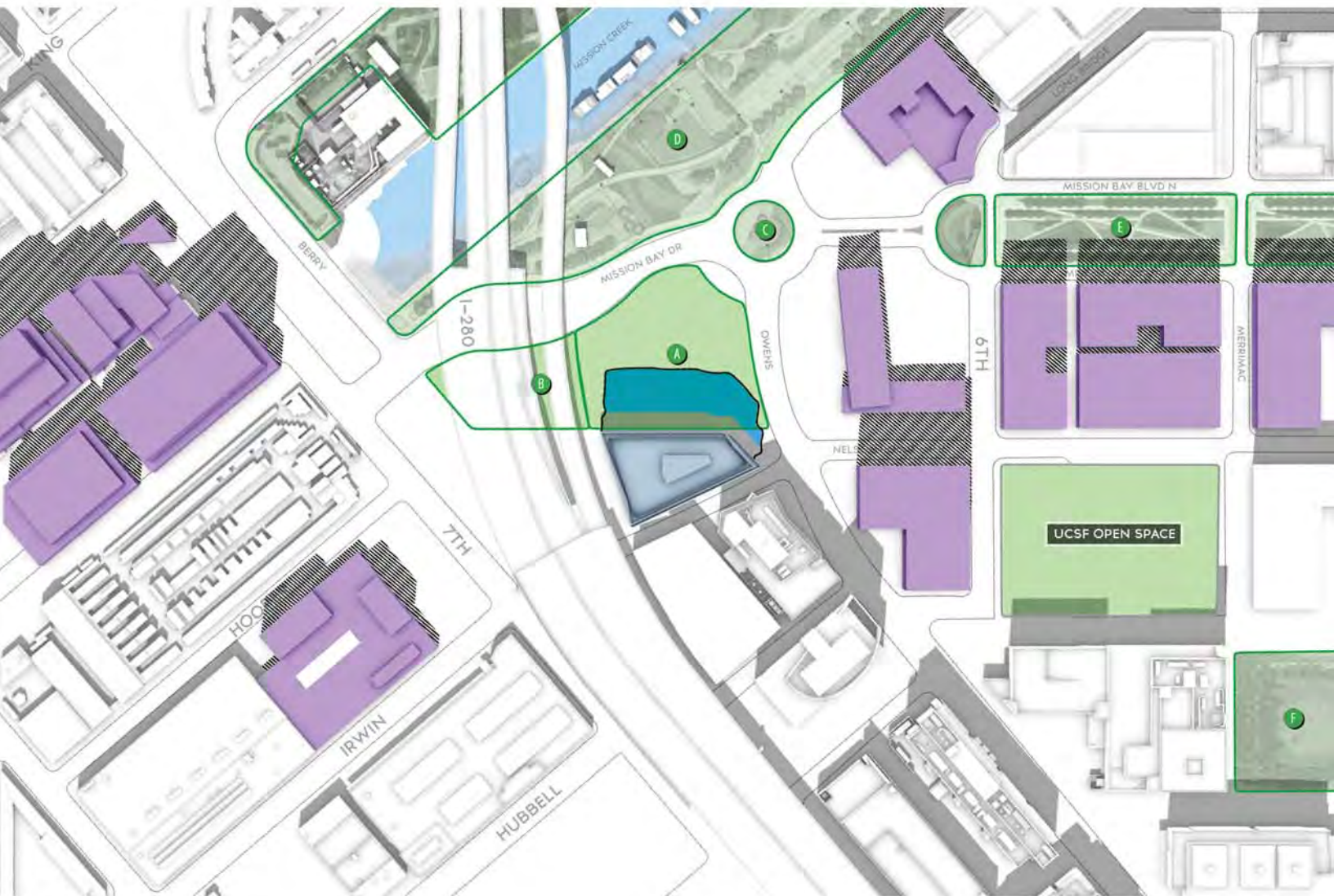
-  Open/Public Spaces
-  A Owens Field
-  B Future Skate Park
-  C Turnaround Park
-  D Mission Creek Park
-  E Mission Bay Commons Park
-  F Koret Quad



# C2.43

## 1450 OWENS STREET - CUMULATIVE SCENARIO

March 1 (October 11 Mirror Date)



**MARCH 1**  
**(OCTOBER 11 MIRROR)**

**1:00 PM**

### LEGEND

- Existing Structures
- 1450 Owens Street Project
- Existing Shadows
- Proposed Project's Net New Shadow
- Cumulative Structures
- Cumulative Shadows

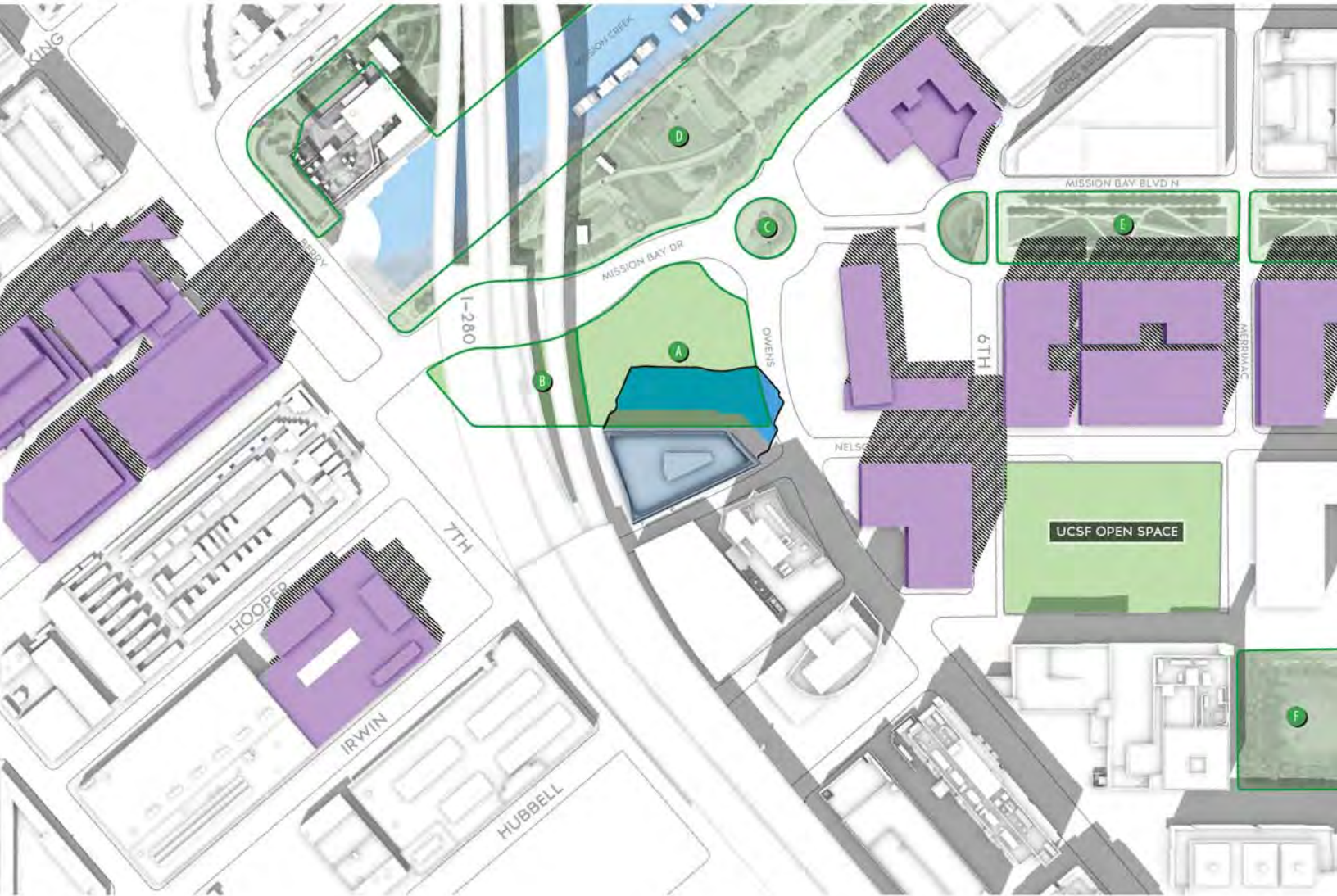
- Open/Public Spaces
- A Owens Field
- B Future Skate Park
- C Turnaround Park
- D Mission Creek Park
- E Mission Bay Commons Park
- F Koret Quad



# C2.44

## 1450 OWENS STREET - CUMULATIVE SCENARIO

March 1 (October 11 Mirror Date)



MARCH 1  
(OCTOBER 11 MIRROR)

2:00 PM

### LEGEND

- Existing Structures
- 1450 Owens Street Project
- Existing Shadows
- Proposed Project's Net New Shadow
- Cumulative Structures
- Cumulative Shadows

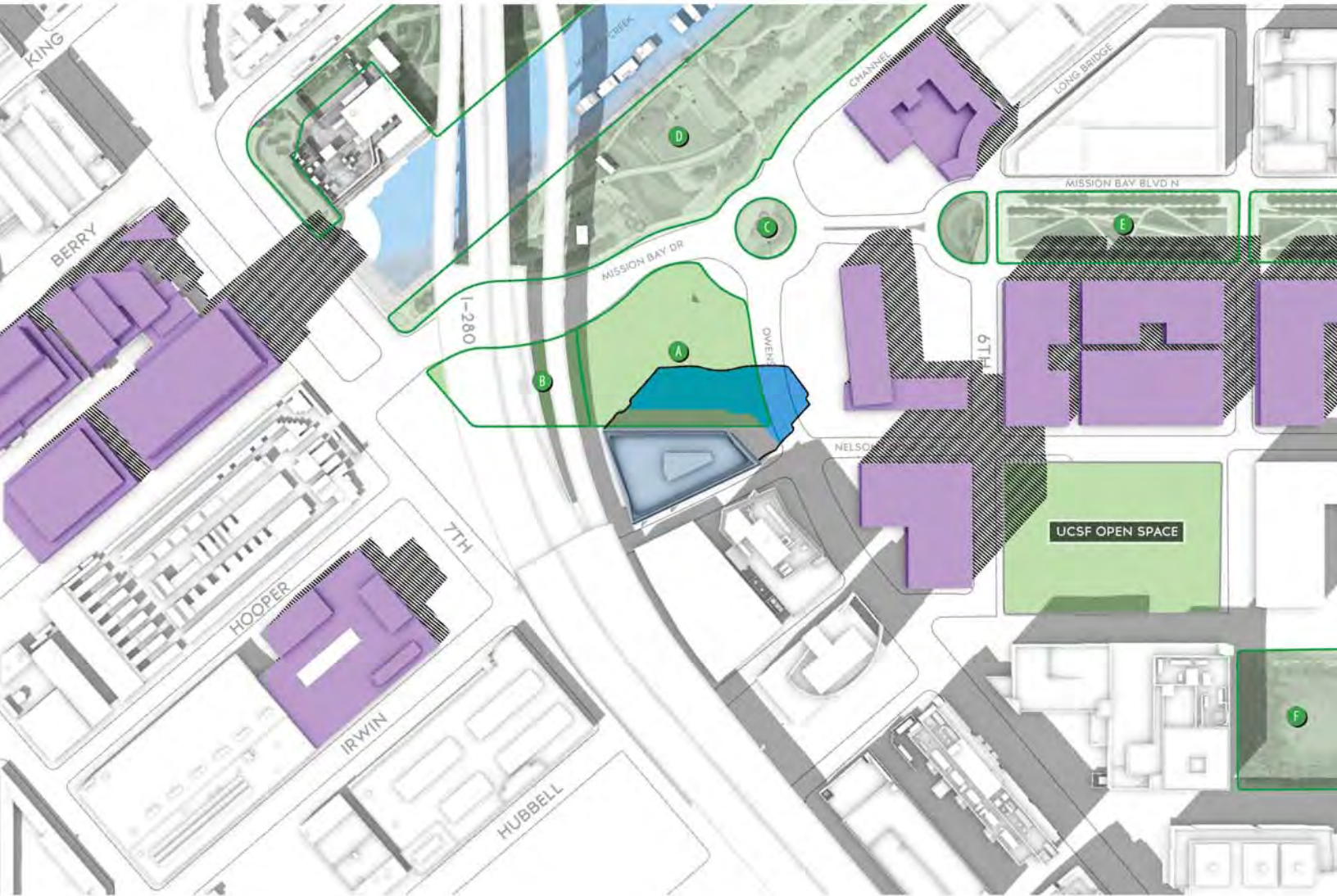
- Open/Public Spaces
- A Owens Field
- B Future Skate Park
- C Turnaround Park
- D Mission Creek Park
- E Mission Bay Commons Park
- F Koret Quad



C2.45

1450 OWENS STREET - CUMULATIVE SCENARIO

March 1 (October 11 Mirror Date)



MARCH 1  
(OCTOBER 11 MIRROR)

3:00 PM

LEGEND

- Existing Structures
- 1450 Owens Street Project
- Existing Shadows
- Proposed Project's Net New Shadow
- Cumulative Structures
- Cumulative Shadows

- Open/Public Spaces
  - A Owens Field
  - B Future Skate Park
  - C Turnaround Park
  - D Mission Creek Park
  - E Mission Bay Commons Park
  - F Koret Quad



C2.46

1450 OWENS STREET - CUMULATIVE SCENARIO

March 1 (October 11 Mirror Date)








  
N

MARCH 1  
(OCTOBER 11 MIRROR)

4:00 PM

LEGEND

- |  |                                   |   |                            |
|--|-----------------------------------|---|----------------------------|
|  | Existing Structures               |  | Open/Public Spaces         |
|  | 1450 Owens Street Project         |  | A Owens Field              |
|  | Existing Shadows                  |  | B Future Skate Park        |
|  | Proposed Project's Net New Shadow |  | C Turnaround Park          |
|  | Cumulative Structures             |  | D Mission Creek Park       |
|  | Cumulative Shadows                |  | E Mission Bay Commons Park |
|  |                                   |  | F Koret Quad               |



# C2.47

## 1450 OWENS STREET - CUMULATIVE SCENARIO

March 1 (October 11 Mirror Date)



MARCH 1  
(OCTOBER 11 MIRROR)

5:00 PM

### LEGEND

- Existing Structures
- 1450 Owens Street Project
- Existing Shadows
- Proposed Project's Net New Shadow
- Cumulative Structures
- Cumulative Shadows

- Open/Public Spaces
  - A Owens Field
  - B Future Skate Park
  - C Turnaround Park
  - D Mission Creek Park
  - E Mission Bay Commons Park
  - F Koret Quad



# C2.48

## 1450 OWENS STREET - CUMULATIVE SCENARIO

March 1 (October 11 Mirror Date)



MARCH 1  
(OCTOBER 11 MIRROR)

5:37 PM

### LEGEND

- Existing Structures
- 1450 Owens Street Project
- Existing Shadows
- Proposed Project's Net New Shadow
- Cumulative Structures
- Cumulative Shadows

- Open/Public Spaces
  - A Owens Field
  - B Future Skate Park
  - C Turnaround Park
  - D Mission Creek Park
  - E Mission Bay Commons Park
  - F Koret Quad

# Attachment 8:

## Addendum No. 10 to Mission Bay Final Subsequent Environmental Impact Report

### Appendix C Transportation



# Memorandum

**To:** David Young – San Francisco Planning

Susan Yogi /Karl Heisler – Environmental Science Associates

**From:** José I. Farrán – Adavant Consulting

**Date:** September 16, 2020

**FINAL VERSION**

**Re:** Transportation assessment for changes in land use intensities at Blocks 41-43  
in the San Francisco Mission Bay South Project Area

---

This technical memorandum summarizes the transportation planning assessment performed by Adavant Consulting for the potential development of Parcel 7 of Blocks 41-43 in the Mission Bay South Project Area of San Francisco. The main purpose of this transportation assessment is to estimate the travel demand that would be generated by the proposed land use changes, compare it to the travel demand estimated as part of two previously approved EIRs (1998 and 2014), and identify if the changes in travel demand generated by the proposed land use changes could result in new or substantially more severe transportation impacts than previously evaluated.

## INTRODUCTION AND BACKGROUND

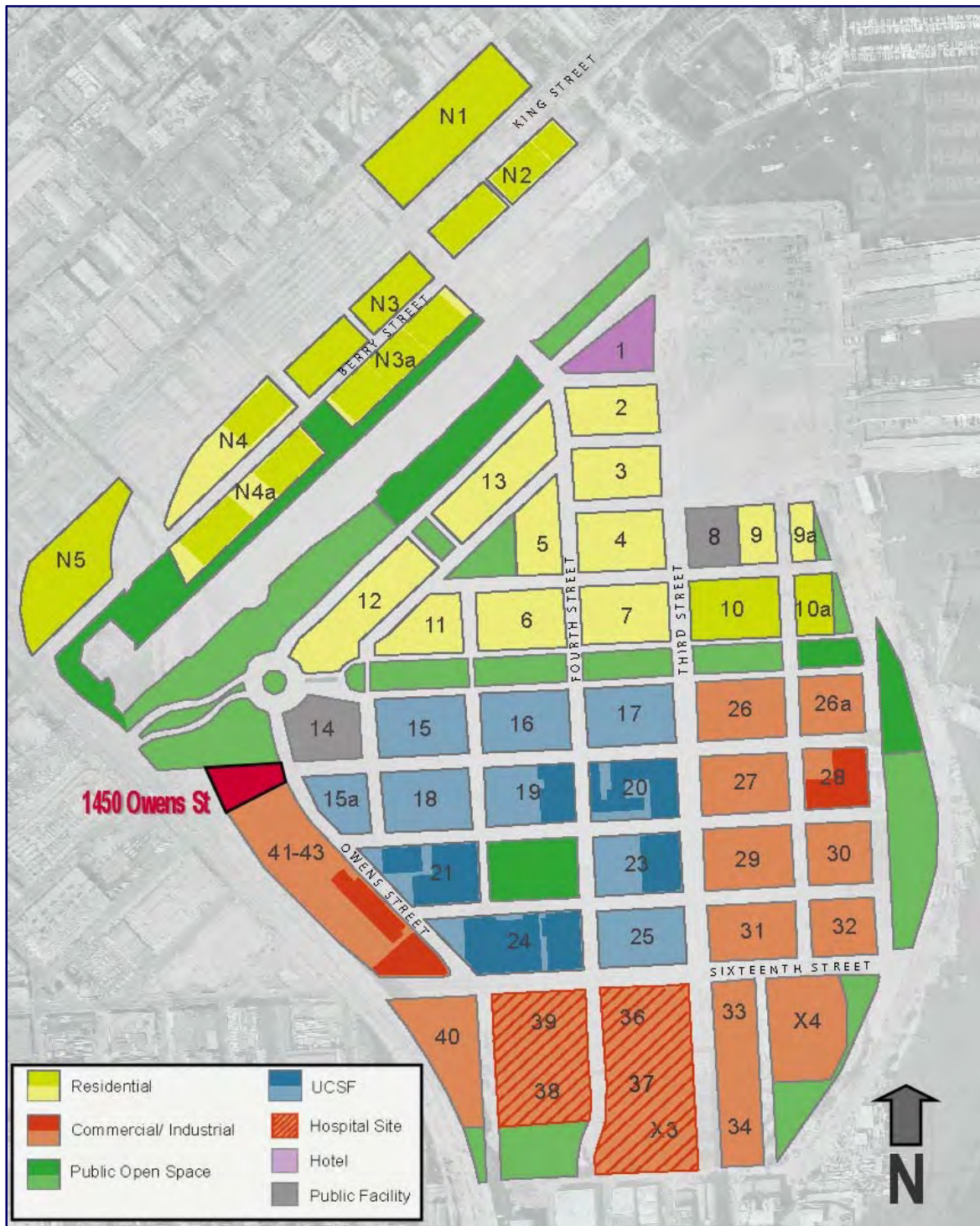
Alexandria Real Estate Equities (ARE) is considering an approximate 183,600 gross square feet (gsf) (approximately 170,000 gross leasable square feet) building dedicated to research and development, conference, office and retail uses to be located at 1450 Owens Street (Parcel 7 of Blocks 41-43). The site is bounded by a future unprogrammed public open space to the north, Owens Street (a public street) to the east, “A” Street (a private street) to the south, and “B” Street (a private street) and the raised I-280 freeway to the west (see [Figure 1](#)). This proposed development would require, among other land use entitlements, a review pursuant to the California Environmental Quality Act (CEQA). The work conducted by Adavant Consulting has been prepared in support of the environmental clearance in regard to transportation-related topics.

## MISSION BAY SOUTH PROJECT AREA LAND USES

### 1998 MISSION BAY FINAL SUPPLEMENTAL EIR

The Mission Bay Development Plan covers approximately 300 acres of land near the eastern shoreline of San Francisco, about one mile south of the downtown Financial District. The San Francisco Board of Supervisors certified the Final Supplemental EIR for the Mission Bay plan in September 1998 (the “1998 Mission Bay FSEIR”) and established the Mission Bay North and South Redevelopment Project Areas two months later.





**Figure 1**  
**Mission Bay North and South Project Areas**  
**(1998 Mission Bay Final Supplemental EIR)**

The 1998 Mission Bay FSEIR evaluated both the Mission Bay North and South Project Areas. Full buildout in the North Project Area, which encompasses approximately 65 acres, was achieved several years ago. As such, and given that the travel connectivity between the North and South Project Areas is constrained due to the presence of the Mission Creek Channel, the assessment of potential transportation impacts related to the proposed project will focus on the existing and future cumulative transportation conditions in the Mission Bay South Project Area.

As part of the analyses conducted for the 1998 Mission Bay FSEIR, the Mission Bay South Project Area, approximately 235 acres, was further subdivided into four planning subareas, Central, East, West, and UCSF Campus (see [Figure 2](#)).<sup>1</sup> As shown in the figure, the proposed project is located in the West Subarea.

The 1998 Mission Bay FSEIR evaluated the potential impacts of several alternatives and variants to the Mission Bay Plan, as it was originally conceived in 1997 when the environmental studies were initiated. The plan approved by the Board of Supervisors in 1998 is virtually the same as what is described in the 1998 Mission Bay FSEIR as the “Combination of Variants”.<sup>2</sup> [Table 1](#) provides a summary of the land uses in the Mission Bay South Project Area, as presented in the 1998 Mission Bay FSEIR for the Combination of Variants Alternative.

**Table 1**  
**1998 Mission Bay Final Supplemental EIR**  
**South Plan Area – Combination of Variants Alternative**

Land use type	Subarea				
	Central	East	West	UCSF	Total
Residential (units)	3,090				3,090
Hotel (rooms)	500				500
SFUSD school (students)				500	500
Retail (gsf)	167,000	67,000	23,000		257,000
Large retail (gsf)		78,000	50,000		128,000
Office / R&D (gsf)		3,412,000	3,209,000		6,621,000
UCSF site (gsf)				2,650,000	2,650,000

Source: *1998 Mission Bay Final Supplemental EIR*, Volume II, pp. VII.46 to VII.66, San Francisco Planning Department, September 1998.

<sup>1</sup> The 1998 Mission Bay FSEIR defined only four planning subareas, Central, East, West, and UCSF Campus. The construction of the UCSF Medical Center was not envisioned at the time, and the corresponding development blocks were considered part of the West subarea.

<sup>2</sup> *Mission Bay Final Supplemental EIR*, Volume II, pp. VII.46 to VII.66, San Francisco Planning Department, September 1998.





Figure 2  
Mission Bay South Planning Subareas  
(1998 Mission Bay Final Supplemental EIR)

As shown in **Table 1**, the Combination of Variants Alternative analyzed in the 1998 Mission Bay FSEIR envisioned for the South Project Area:

- Over 3,000 residential units and a 500-room hotel;
- A 500-student public school;
- About 385,000 gsf of large and neighborhood-serving retail space;
- A mix of approximately 6.6 million gsf of life sciences research and development, technology, and office space; and
- A UCSF site, containing 2.65 million gsf of instruction, research, and support space.

## EXISTING AND PLANNED DEVELOPMENT

This analysis is based on quantitative information provided by OCII and the project sponsor regarding the development status of the Mission Bay South Project Area. Using information from OCII's project tracking database, Adavant Consulting identified the actual development that has occurred at each block within the Mission Bay South Project Area, including buildings that are currently under construction, and the developments with already approved plans or are under formal consideration. This data was supplemented with information provided by UCSF as part of their current Long Range Development Plan (2014 LRDP), as well as updated information provided by the Golden State Warriors (GSW) about their mixed-use project at Blocks 29 through 32.

**Table 2** provides a summary of the existing, under construction, and currently planned development in the Mission Bay South Project Area, while more detailed information on a block-by-block basis is presented in **Appendix A**. The land use data presented in the table does not include the proposed project, which is discussed in the next section. It does include the proposed GSW Hotel/Residential project on Blocks 29-32,<sup>3</sup> as well as the 50-room expansion of the hotel at Development Block 1, currently under construction.

As shown in the table, the majority of the land uses in the Mission Bay South Project Area are between 70 percent and 100 percent built or under construction under the 1998 Mission Bay South Redevelopment Plan and subsequently approved plan amendments.

---

<sup>3</sup> The proposed GSW Hotel/Residential project proposes a new 129-room hotel and 21-residential unit building, with about 25,000 gsf of retail space. A project variant also under consideration includes a 230-room hotel and 25,000 gsf of retail space, without any residential units. The GSW Hotel/Residential project and associated Redevelopment Plan and Plan Document amendments were approved by OCII and the Planning Department in June 2020; the SF Board of Supervisors will consider the Redevelopment Plan amendment during July 2020.

**Table 2**  
**Mission Bay South Project Area**  
**Existing and Currently Planned Development**

Land use type	Built	Under Construction	Subtotal	% of Total Authorized by Current Plans	Planned per Approved Plans	Total Authorized by Current Plans	Planned under Approval Review <sup>[a]</sup>	Total including projects under review
Residential (units)	2,332	612	2,944	83%	606	3,550	---	3,550
Hotel (rooms) <sup>[b]</sup>	80	250	330	100%	---	330	50	380
Retail (gsf)	142,100	27,300	169,400	100%	---	169,400	---	169,400
Office / R&D (gsf)	2,718,00	427,000	3,145,000	100%	---	3,145,000	---	3,145,000
Childcare (gsf)	---	6,000	6,000	57%	4,600	10,600	---	10,600
Public service bldg. (gsf)	302,700	---	302,700	100%	---	302,700	---	302,700
SFUSD school (students)	---	---	---	---	500	500	---	500
UCSF sites <sup>[c]</sup>								
R&D / Med Center	2,677,50	796,700	3,474,200	68%	1,644,700	5,118,900	---	5,118,900
Residential (units)	431	---	431	45%	523	954	---	954
Childcare (gsf) <sup>[d]</sup>	---	---	---	---	23,500	23,500	---	23,500
Golden State Warriors <sup>[e]</sup>								
Event Center (gsf)	878,200	---	878,200	100%	---	878,200	---	878,200
Retail (gsf)	96,200	---	96,200	100%	---	96,200	25,000	121,200
Office / R&D (gsf)	---	603,500	603,500	98%	11,000	614,500	---	614,500
Hotel (rooms)	---	---	---	---	---	---	230	230

Notes:

- a. These values do not include the proposed project.
- b. Includes a 80-room Family House building in Development Block 7 East
- c. Includes UCSF research and medical center buildings north of 16<sup>th</sup> Street (North Campus), the UCSF Medical Center complex south of 16<sup>th</sup> Street (South Campus), and two research and clinical buildings at Development Blocks 33 and 34 (East Campus).
- d. Does not include existing UCSF temporary childcare space.
- e. Reflects planned GSW Hotel/Residential project variant (A 230-room hotel building, with about 25,000 gsf of retail space and no residential units), which would generate a higher travel demand than the project.

Sources: OCII, GSW and UCSF



## PROPOSED PROJECT

The proposed project would include the construction of a new mix-use life sciences seven-story building consisting of approximately 131,000 gsf of life sciences research and development (R&D) space; less than 50,000 gsf of office space; and about 2,600 gsf of ground-floor retail space. The R&D space would include life science laboratories and accessory office space, a life sciences incubator space, and an event/conference center. The site and circulation plan is presented in [Figure 3](#).

**Table 3** summarizes the land use types and intensities of the proposed project.<sup>4</sup> These values are in addition to the already built or currently planned land uses under the 1998 Mission Bay South Redevelopment Plan and subsequently approved amendments, which have been shown in [Table 2](#). Overall, the proposed project represents an addition of 2,600 gsf of retail use (a 1 percent increase over the currently built or planned approved totals), and 181,000 gsf of office/R&D space (a 4.8 percent increase).

**Table 3**  
**Proposed Project Locations and Land Uses <sup>[a]</sup>**

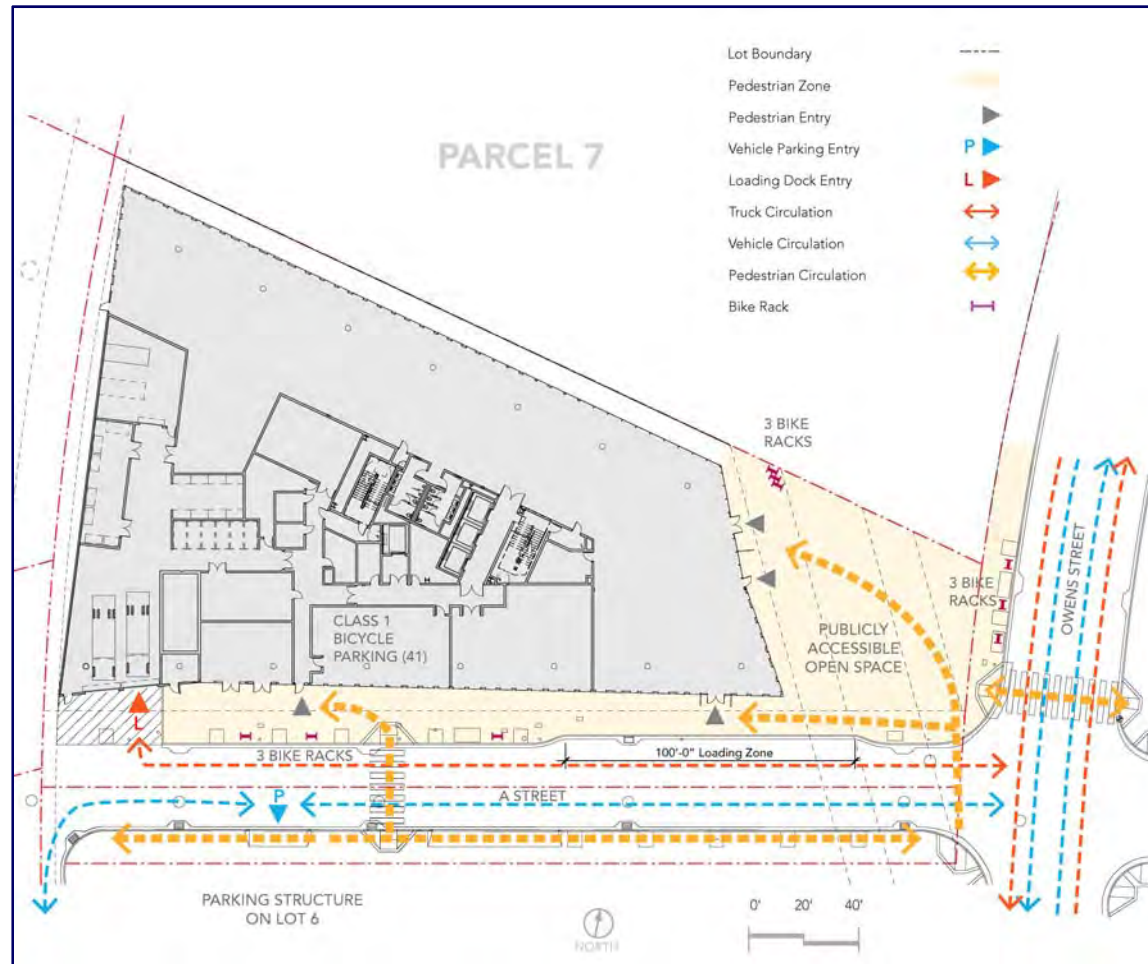
Land Use	Proposed Project	Total currently approved for MB South [b]	% Proposed Project increase over approved plans
Retail (gsf)	2,600	265,600	1.0%
Office / R&D (gsf)	181,000	3,759,500 [c]	4.8%
<b>Total</b>	<b>183,600</b>	<b>4,025,100</b>	<b>4.6%</b>

Notes:

- a. These values are in addition to the already built or currently planned land uses under the 1998 Mission Bay South Redevelopment Plan and subsequently approved amendments.
- b. See [Table 2](#).
- c. Excludes UCSF sites which are shown under a separate category in [Table 2](#).

Sources: OCII and ARE.

<sup>4</sup> For travel demand purposes, the amount of proposed office space has been rounded up to 50,000 gsf.



**Figure 3**  
**Proposed Project at 1450 Owens Street – Site and Circulation Plan**  
(Source: Alexandria Real Estate Equities)

As shown in **Figure 3**, the project site is located on the corner of Owens and “A” streets, which both provide vehicular access to the project site. Existing curb cuts on Owens and “A” streets would be removed. A dock area with capacity for two truck loading spaces (see **Appendix D**) would be located at the southwest corner of the building, accessible from “A” Street, near “B” Street. In addition, a 40-foot long on-street commercial loading (yellow) zone would be provided on the north side of “A” Street, near the main pedestrian entrance (see **Figure 4**). The figure also shows a 60-foot long passenger loading (white) zone to be located immediately behind commercial loading zone.

Pedestrian access to the project site would be provided through a proposed entry plaza at the corner of Owens and “A” streets, as well as through an additional entry point on “A” Street. A new mid-block pedestrian crosswalk would be installed on “A” Street, approximately 100 feet to the east of “B” Street. This new crosswalk would replace a north-south crosswalk on the east side of the intersection of “A” and “B” streets previously proposed as part of the Major Phase Application for Blocks 41-43, which would not be built.

No on-site parking is proposed; instead, required parking would be provided in nearby existing garages, in accordance with the approved Major Phase Application for Blocks 41-43. Approximately 177 dedicated parking spaces (1 space per 1,000 leasable square feet) would be provided in a recently completed multi-level parking structure owned by the project sponsor, which is located directly south of the project site on “A” Street. Additional off-street parking would also be available within Blocks 41-43 at the Lot 3 garage at the corner of “C” and “B” streets, or across from Owens Street at the UCSF campus, in a parking structure near the corner with Gene Friend Way.

Forty one Class 1 bicycle parking spaces would be provided inside the building along with showers and lockers. Eighteen Class 2 bicycle parking spaces (1 space per 10 parked cars) would be provided on nine racks in front of the building at the entry plaza, and on the sidewalk adjacent to Owens and "A" streets. Additional Class 1 bicycle parking would also be available within the adjacent parking structure.

The proposed project would include an approximately 5,000 square foot entry plaza on the ground floor. The entry plaza would contain walkways, benches, plantings, and an elevated walkway. The entry plaza would also contain bicycle parking near the building entrance and provide multiple connections to the future adjacent planned open space.

The project would participate in the Mission Bay Transportation Management Association (Mission Bay TMA), and would be required to pay monthly dues towards funding transportation programs in Mission Bay. The Mission Bay TMA runs the Mission Bay Shuttle Service and maintains public transit resources which would be available to the proposed project.

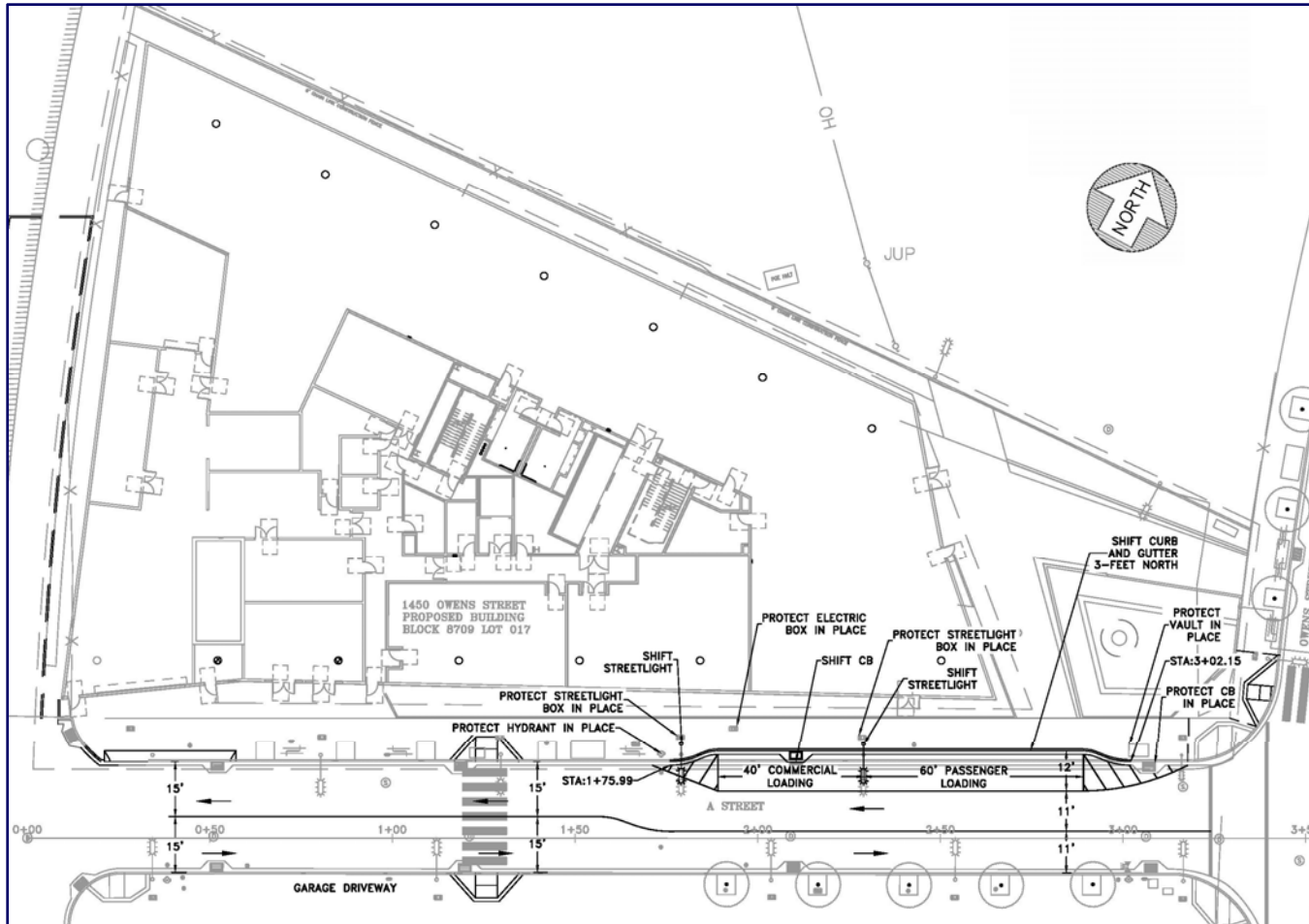


Figure 4  
Proposed Commercial and Passenger Loading Zones on "A" Street  
(Source: Alexandria Real Estate Equities)

Construction of the proposed project is expected to begin in 2021 and occur over approximately 30 months, comprised of an approximately 24-month period for the core and shell, and another six months for the interior tenant improvements. Construction activities would include site demolition, clearing and excavation; pile installation and foundation construction; construction of the proposed building; utility connections; interior finishing; and exterior hardscaping and landscaping improvements. The sponsor estimates that the maximum depth of excavation on-site would be approximately 4 feet below San Francisco City Datum; this would require approximately 7,500 cubic yards of soils on-site to be excavated and removed from the site.

All construction activities would be conducted within allowable construction requirements permitted by City code. The project would also be subject to the Mission Bay Good Neighbor Policy, which limits extreme noise-generating activities in Mission Bay to Monday to Friday from 8:00 a.m. to 5:00 p.m.

## TRAVEL DEMAND

Project travel demand refers to the new person- and vehicle-trips that would be generated by or attracted to a proposed project, which includes both employees and visitors. This section provides an estimate of the travel demand that would be expected to/from the Mission Bay South Project Area and the proposed project. The section presents the travel demand estimates for the Mission Bay South Project Area as included in the 1998 Mission Bay FSEIR, as well as an estimate of the travel demand for the currently built and proposed land uses in the Mission Bay South Project Area. A summary of the travel demand analysis is presented in the next sub-section below; more detailed travel demand information and calculations are included in [Appendix B](#).

### 1998 MISSION BAY FINAL SUPPLEMENTAL EIR

The weekday daily and p.m. peak hour travel demand for the various land uses analyzed in the 1998 Mission Bay FSEIR for the Combination of Variants Alternative in the Mission Bay South Area are summarized in [Table 4](#)<sup>5</sup>; more detailed data is presented in [Appendix B](#).

As shown in the table, the full buildout of the Combination of Variants Alternative would generate approximately 175,000 person-trips on a daily basis and 20,170 person-trips during the weekday p.m. peak hour in the Mission Bay South Area, resulting in 80,700 and 9,750 vehicle trips, respectively. Total p.m. peak hour trips represent approximately 12 percent of total daily trips.

---

<sup>5</sup> The 1998 Mission Bay FSEIR used different travel demand rates based on the set of the San Francisco Planning Department's *Transportation Impact Analysis Guidelines for Environmental Review* that were applicable at the time the transportation analysis was conducted (1991 SF Guidelines); [Table 4](#) presents the travel demand data from the 1998 Mission Bay FSEIR.



**Table 4**  
**Mission Bay South Project Area Weekday Travel Demand**  
**1998 Mission Bay Final Supplemental EIR <sup>[a]</sup>**

Travel Demand	Land Uses					Total
	Residential/ Hotel	Office/ R&D	Retail <sup>[b]</sup>	Public Services	UCSF Site <sup>[c]</sup>	
<b>Weekday daily</b>						
Auto Person Trips	17,197	50,783	33,043	968	12,473	114,463
Transit Person Trips	6,085	17,900	5,846	287	4,327	34,446
Other Person Trips	6,185	11,262	6,885	229	1,577	26,137
<b>Total Person Trips</b>	<b>29,466</b>	<b>79,945</b>	<b>45,774</b>	<b>1,484</b>	<b>18,377</b>	<b>175,046</b>
<i>Vehicle trips</i>	<i>13,861</i>	<i>38,574</i>	<i>16,928</i>	<i>509</i>	<i>10,825</i>	<i>80,697</i>
<b>Weekday p.m. peak hour</b>						
Auto Person Trips	2,767	6,389	1,864	48	1,872	12,941
Transit Person Trips	1,020	2,252	304	14	649	4,239
Other Person Trips	1,051	1,417	275	11	230	2,985
<b>Total Person Trips</b>	<b>4,838</b>	<b>10,058</b>	<b>2,443</b>	<b>74</b>	<b>2,751</b>	<b>20,165</b>
<b>% of daily</b>	<b>16%</b>	<b>13%</b>	<b>5%</b>	<b>5%</b>	<b>15%</b>	<b>12%</b>
<i>Vehicle trips</i>	<i>2,291</i>	<i>4,853</i>	<i>954</i>	<i>25</i>	<i>1,623</i>	<i>9,746</i>
<i>% of daily</i>	<i>17%</i>	<i>13%</i>	<i>6%</i>	<i>5%</i>	<i>15%</i>	<i>12%</i>

Notes:

- a. Combination of Variants Alternative.
- b. Includes large and neighborhood-serving retail space.
- c. UCSF site north of 16<sup>th</sup> Street

Source: 1998 Mission Bay Final Supplemental EIR, Volume II, pp. VII.46 to VII.66, San Francisco Planning Department, September 1998.

## EXISTING, PLANNED DEVELOPMENT AND PROPOSED PROJECT

**Table 5** summarizes the weekday daily and p.m. peak hour travel demand estimated for the currently built and planned land uses in the Mission Bay South Project Area, including the proposed project, which is shown in a separate column. The travel demand estimates are generally based on the appropriate rates and factors provided in the *Transportation Impact Analysis Guidelines* published by the Planning Department in March 2019 (2019 SF Guidelines).

Mode split assumptions for Mission Bay residents and workers, except for the UCSF sites and the GSW arena, were obtained from transportation commuter surveys conducted by the Mission Bay TMA in 2014, 2015 and 2016. Consistent with other transportation planning studies in the area, mode of travel assumptions for visitor trips have been based on information contained in the 2019 SF Guidelines for non-work trips in the Mission Bay Area.

An average vehicle occupancy rate, as obtained from the 2012-2016 American Community Survey 5-Year Estimate (for residential use) and the 2019 SF Guidelines (for commercial uses) was applied to the number of auto person-trips to determine the number of vehicle trips generated in the Mission Bay South Project Area. Travel demand for the UCSF site buildings was estimated from trip generation information presented in the EIR prepared in 2014 for the UCSF Long Range Development Plan<sup>6</sup> (LRDP), while the travel demand estimates for the GSW arena were obtained from the Supplemental EIR for the event center (the “Event Center FSEIR”), prepared in 2015.<sup>7</sup> Consistent with the Event Center FSEIR, three scenarios are being evaluated for the arena, a) no event at the arena, b) a basketball game with approximate 18,000 attendees, and c) convention event with 9,000 attendees.

As shown in [Table 5](#), the proposed project would generate 540 daily person-trips by auto (24 percent), 1,170 total daily transit trips (53 percent), and 514 daily person-trips by other modes, including walking (23 percent). In addition the proposed project would generate 450 daily vehicle trips. Similarly, during the p.m. peak hour, the proposed project would generate 67 person-trips by auto (25 percent), 150 total transit trips (55 percent), and 55 person-trips by other modes, including walking (20 percent). The proposed project would also generate 55 vehicle trips during the p.m. peak hour, of which approximately 22 percent (12 vehicle trips) would correspond to carpool or drop-off trips, including taxis and transportation network companies (e.g., Uber and Lyft). Detailed travel demand data, approach, and calculations are included in [Appendix B](#).

---

<sup>6</sup> Appendix G, *2014 UCSF Long Range Development Plan EIR*, certified by the Regents of the University of California on November 20, 2014.

<sup>7</sup> Appendix TR, *Event Center and Mixed-use Development at Mission Blocks 29-32*, certified November 3, 2015.

**Table 5**  
**Mission Bay South Project Area Weekday Travel Demand**  
**Existing and Planned Development with Proposed Project <sup>[a]</sup>**

Travel Demand	Built, under construction & planned <sup>[b]</sup>	GSW arena without event	GSW arena with basketball	GSW arena with convention	Proposed Project <sup>[c]</sup>	Total with project w/out event	Total with project + basketball	Total with project + convention
<b>Weekday daily</b>								
Auto Person Trips	57,813	71	20,398	5,862	540	58,424	78,751	64,215
Transit Person Trips								
- Public Transit	35,699	162	11,866	7,252	468	36,329	48,033	43,419
- Shuttle bus	23,732	0	2,000	13,491	702	24,434	26,434	37,925
Total Transit	59,431	162	13,866	20,743	1,170	60,763	74,467	81,344
Other Person Trips	34,026	30	3,864	2,083	514	34,570	38,404	36,623
<b>Total Person Trips</b>	<b>151,270</b>	<b>263</b>	<b>38,128</b>	<b>28,688</b>	<b>2,224</b>	<b>153,757</b>	<b>191,622</b>	<b>182,182</b>
<i>Vehicle trips</i>	<i>47,148</i>	<i>55</i>	<i>8,589</i>	<i>3,921</i>	<i>450</i>	<i>47,653</i>	<i>56,187</i>	<i>51,519</i>
<b>Weekday p.m. peak hour</b>								
Auto Person Trips	6,783	6	731	633	67	6,856	7,581	7,483
Transit Person Trips								
- Public Transit	4,593	13	872	772	60	4,666	5,525	5,425
- Shuttle bus	3,162	0	0	1,483	90	3,252	3,252	4,735
Total Transit	7,755	13	872	2,255	150	7,918	8,777	10,160
Other Person Trips	3,727	3	200	225	55	3,785	3,982	4,007
<b>Total Person Trips</b>	<b>18,265</b>	<b>22</b>	<b>1,803</b>	<b>3,113</b>	<b>272</b>	<b>18,559</b>	<b>20,340</b>	<b>21,650</b>
<b>% of daily</b>	<b>12%</b>	<b>8%</b>	<b>5%</b>	<b>11%</b>	<b>12%</b>	<b>12%</b>	<b>11%</b>	<b>12%</b>
<i>Vehicle trips</i>	<i>5,994</i>	<i>5</i>	<i>390</i>	<i>423</i>	<i>55</i>	<i>6,054</i>	<i>6,439</i>	<i>6,472</i>
<i>% of daily</i>	<i>13%</i>	<i>9%</i>	<i>5%</i>	<i>11%</i>	<i>12%</i>	<i>13%</i>	<i>11%</i>	<i>13%</i>

Notes:

a. Due to rounding, numbers in rows and columns may not add to totals.

b. Total existing and currently planned development as defined in [Table 2](#); excludes GSW arena trips, which are detailed in the three columns to the right.

c. As defined in [Table 3](#).

Sources: OCII, UCSF, ARE and Adavant Consulting.

As also indicated in **Table 5**, during a no event weekday p.m. peak hour, the Mission Bay South Project Area with the proposed project would generate 6,856 person-trips by auto (37 percent), 7,918 total transit trips (43 percent), and 3,785 person-trips by other modes, including walking (20 percent). During the same period the Mission Bay South Project Area would generate 6,054 vehicle trips.

There would be additional person and vehicle trips generated on a weekday when a basketball game (18,000 attendees) or a convention event (9,000 attendees) take place at the GSW arena (10 percent and 17 percent more p.m. peak hour person trips, respectively), but the modal split would remain practically unchanged, compared to the no event scenario. The number of vehicle trips during the same period would be 6,439 (6 percent increase) and 6,472 (7 percent increase), respectively.

## TRAVEL DEMAND COMPARISON

**Table 6** on the next page provides a comparison of the weekday daily and p.m. peak hour travel demand previously estimated for the 1998 Mission Bay South Project Area, with those of the already built developments and construction of the currently proposed land uses, plus the addition of the proposed project. As seen in the table, except for daily conditions without an event, the total number of daily and p.m. peak hour person trips would be higher under the proposed project scenario compared to the 1998 Mission Bay South Project Area (4 to 9 percent higher for the entire day, and 1 to 7 percent higher during the p.m. peak hour).

The higher total person trip demand is due to an increase in transit trips, both in public transit and privately operated shuttles, as well as in walk and bicycle trips (classified as Other person trips). As previously indicated in this document, the most recent survey data shows substantially higher transit utilization in the Mission Bay South Project Area than was anticipated in the 1998 Mission Bay FSEIR.

At the same time, a lower number of vehicle trips is expected, both during the day and the p.m. peak hour, for all three project scenarios (no event, basketball game, convention event). As shown in **Table 6**, a 30 to 41 percent reduction in vehicle trips when compared to the 1998 Mission Bay FSEIR would be expected, depending on the scenario and the time period.

**Table 6**  
**Mission Bay South Project Area**  
**Weekday Travel Demand Comparison**

Travel Demand	1998 Mission Bay FSEIR Trips <sup>[a]</sup>	Built, under const. + planned + project w/out event		Built, under const. + planned + project with basketball		Built, under const. + planned + project with convention	
		Trips <sup>[b]</sup>	Difference w/ MB FSEIR	Trips <sup>[b]</sup>	Difference w/ MB FSEIR	Trips <sup>[b]</sup>	Difference w/ MB FSEIR
<b>Weekday daily</b>							
Auto Person Trips	114,463	58,424	-56,039	78,751	-35,712	64,215	-50,248
Transit Person Trips							
- Public Transit	34,446	36,329	1,883	48,033	13,587	43,419	8,973
- Shuttle bus	---	24,434	24,434	26,434	26,434	37,925	37,925
Total Transit	34,446	60,763	26,317	74,467	40,021	81,344	46,898
Other Person Trips	26,137	34,570	8,433	38,404	12,267	36,623	10,486
<b>Total Person Trips</b>	<b>175,046</b>	<b>153,757</b>	<b>-21,289</b> <b>-12%</b>	<b>191,622</b>	<b>16,576</b> <b>9%</b>	<b>182,182</b>	<b>7,136</b> <b>4%</b>
<i>Vehicle trips</i>	<i>80,697</i>	<i>47,653</i>	<i>-33,044</i> <i>-41%</i>	<i>56,187</i>	<i>-24,510</i> <i>-30%</i>	<i>51,519</i>	<i>-29,178</i> <i>-36%</i>
<b>Weekday p.m. peak hour</b>							
Auto Person Trips	12,941	6,856	-6,085	7,581	-5,360	7,483	-5,458
Transit Person Trips							
- Public Transit	4,239	4,666	427	5,525	1,286	5,425	1,186
- Shuttle bus	---	3,252	3,252	3,252	3,252	4,735	4,735
Total Transit	4,239	7,918	3,679	8,777	4,538	10,160	5,921
Other Person Trips	2,985	3,785	800	3,982	997	4,007	1,022
<b>Total Person Trips</b>	<b>20,165</b>	<b>18,559</b>	<b>-1,606</b> <b>-8%</b>	<b>20,340</b>	<b>175</b> <b>1%</b>	<b>21,650</b>	<b>1,485</b> <b>7%</b>
<i>Vehicle trips</i>	<i>9,746</i>	<i>6,054</i>	<i>-3,692</i> <i>-38%</i>	<i>6,439</i>	<i>-3,307</i> <i>-34%</i>	<i>6,472</i>	<i>-3,274</i> <i>-34%</i>

Notes:

a. Combination of Variants Alternative; see [Table 4](#).

b. See [Table 5](#).

Source: Adavant Consulting.



## VEHICLE MILES OF TRAVEL

**Table 7** provides a comparison of the weekday daily vehicle miles traveled (VMT) for the 1998 Mission Bay South Project Area, with those of the already built developments and construction of the currently proposed land uses. VMT is calculated by multiplying the vehicle trips generated by a project by the estimated total travel distance, in miles. In the case of the Mission Bay South Project Area, different VMT values were calculated for each land use (residential, retail office, etc.) and trip type (work, visitor, etc.), which were then added together for each scenario (no event, basketball game, convention event). The more detailed VMT calculations are included in **Appendix C**.

**Table 7**  
**Mission Bay South Project Area**  
**Weekday Daily Vehicle trips and Vehicle Miles of Travel**

Scenario	1998 Mission Bay FSEIR <sup>[a]</sup>	Existing + Construction + Planned + Project	Difference with 1998 MB FSEIR	
<b>No Event</b>				
Vehicle trips	80,697	47,657	-33,040	-41%
Vehicle miles of travel	1,264,971	714,074	-550,897	-44%
<b>Basketball Game</b>				
Vehicle trips	80,697	56,191	-24,506	-30%
Vehicle miles of travel	1,264,971	739,676	-525,295	-42%
<b>Convention Event</b>				
Vehicle trips	80,697	51,523	-29,174	-36%
Vehicle miles of travel	1,264,971	725,672	-539,299	-43%

Note:

a. Combination of Variants Alternative.

Source: Adavant Consulting.

As seen in **Table 7**, and similar to the case of vehicle trips, the total daily VMT would be lower under all of the proposed project scenarios compared to the VMT values calculated for the 1998 Mission Bay South Project Area (41 to 44 percent lower depending on the scenario).

## TRANSPORTATION IMPACT ASSESSMENT

This section presents an assessment of potential transportation impacts resulting from the already built developments and construction of the currently proposed land uses, plus the addition of the proposed project. The impacts assessment focuses on existing plus project and cumulative conditions under nine main topics: vehicle miles traveled (VMT), induced automobile travel, traffic hazards, transit operations, walking and access, bicycling,

commercial and passenger loading/unloading, emergency access, and construction activities. The San Francisco Planning Commission replaced automobile delay (vehicle level of service) with the VMT significance criteria (Resolution 19579) in March 2016.

The following are the significant criteria used by the Planning Department for the determination of potential project impacts associated with the nine topics listed above:

- **Vehicle Miles Traveled (VMT)** – A project would have a significant effect on the environment if it would cause substantial additional VMT. The State Office of Planning and Research’s (OPR) *Revised Proposal on Updates to the CEQA Guidelines on Evaluating Transportation Impacts in CEQA* (“proposed transportation impact guidelines”) recommends screening criteria to identify types, characteristics, or locations of projects that would not result in significant impacts to VMT. If a project meets the screening criteria, then it is presumed that VMT impacts would be less than significant for the project and a detailed VMT analysis is not required.
- **Induced Automobile Travel** – A project would have a significant effect on the environment if it would substantially induce additional automobile travel by increasing physical roadway capacity in congested areas (i.e., by adding new mixed-flow lanes) or by adding new roadways to the network. OPR’s Technical Advisory transportation impact guidelines include a list of transportation project types that would be unlikely to lead to a substantial or measurable increase in VMT. If a transportation project fits within the general types of projects (including combinations of types), then it is presumed that induced automobile travel impacts would be less than significant and a detailed analysis is not required.
- **Traffic Hazards** – The project would have a significant effect on the environment if it would create potentially hazardous conditions for people driving.
- **Transit Operations** – The project would have a significant effect on the environment if it would substantially delay public transit, or creates potentially hazardous conditions for public transit operations.
- **Walking / Access** – The project would have a significant effect on the environment if it creates potentially hazardous conditions for people walking; or interferes with accessibility of people walking to and from the project site, and adjoining areas.
- **Bicyclists** – The project would have a significant effect on the environment if it creates potentially hazardous conditions for people bicycling; or interferes with accessibility of people bicycling to and from the project site, and adjoining areas.
- **Loading** – The project would have a significant effect on the environment if it would result in a loading deficit, and the secondary effects would create potentially hazardous conditions for people walking, bicycling, or driving; or substantially delay public transit.
- **Emergency Access** – The project would have a significant effect on the environment if it would result in inadequate emergency access.

- **Construction** – The project would have a significant effect on the environment if in consideration of the project setting the project’s temporary construction activities require a substantially extended duration or intense activity, and the effects would create potentially hazardous conditions for people walking, bicycling, driving, or riding public transit; or interfere with emergency access or accessibility for people walking or bicycling; or substantially delay public transit.

## EXISTING PLUS PROJECT CONDITIONS

### Vehicle Miles Traveled (VMT)

The San Francisco County Transportation Authority’s (Transportation Authority) San Francisco Chained Activity Modeling Process (SF-CHAMP) travel demand model was used to estimate existing average daily VMT per capita for different land uses for the transportation analysis zone (TAZ)<sup>8</sup> in which the project is located. VMT per capita ratio is used as a measure of the amount and distance that a resident, employee, or visitor drives, accounting for the number of passengers within a vehicle. Many factors affect travel behavior, including density, diversity of land uses, design of the transportation network, access to regional destinations, distance to high quality transit, development scale, demographics, and transportation demand management.

Typically, low density development at great distances from other land uses, located in areas with poor access to non-private vehicular modes of travel, generate more automobile travel compared to development located in urban areas, where a higher density, mix of land uses, and travel options other than private vehicles are available. Given the travel behavior factors described above, San Francisco has a lower average VMT ratio than the nine-county San Francisco Bay Area region. In addition, for the same reasons, different areas of the City have different VMT ratios and some areas of the City have lower VMT ratios than other areas of the City.

**Table 8** on the next page presents the existing average daily VMT per capita for residents, employees, and visitors for the nine-county San Francisco Bay Area, and for the combined eight TAZs in the SF-CHAMP travel demand model that comprise the Mission Bay South Project Area.<sup>9</sup> As shown on **Table 8** within the current average daily VMT for each resident, employee and visitor is less than the regional averages for the nine-county San Francisco Bay Area.

<sup>8</sup> Transportation Analysis Zones (TAZs) are used by planners as part of transportation planning models for transportation analyses and other planning purposes. The TAZs vary in size from single city blocks in the downtown core, multiple blocks in outer neighborhoods, to even larger zones in historically industrial areas such as the Hunters Point Shipyard area.

<sup>9</sup> TAZs 557, 649, 650, 652, 653, 654, 927, and 929 largely comprise the Mission Bay South Plan Area (see map in **Appendix D**). TAZ 655 includes a small portion (Block 1) of the Mission Bay South Plan Area, but has not been included in the analysis because it also contains all of the Mission Rock and Pier 48 development, which could distort the results.

**Table 8**  
**Mission Bay South Project Area**  
**Existing Weekday Daily VMT**

Trip Type	SF Bay Area Regional Average	Mission Bay South Plan Area <sup>[a]</sup>	
		Value	Percent below region
Households per capita	17.2	4.7	73%
Employment per employee	19.1	13.2	31%
Visitors per retail employee	14.9	11.6	22%

Note:

- a. TAZs 557, 649, 650, 652, 653, 654, 927, and 929 from the SF-CHAMP travel demand model largely comprise the Mission Bay South Project Area (see map in [Appendix C](#)).

Sources: San Francisco County Transportation Authority, Adavant Consulting

For residential uses, the average daily household-related VMT per capita in the Mission Bay South Project Area is 73 percent below the existing regional average daily household-related VMT per capita. Similarly, for work purposes, the average daily work-related VMT per employee is 31 percent below the existing regional average daily work-related VMT per employee. Finally, for visitor purposes, the average daily work-related VMT per retail employee is 22 percent below the existing regional average daily visitor-related VMT per retail employee.

Thus, the proposed project is located within an area of the city where the existing VMT per capita is more than 15 percent below the regional VMT thresholds for all purposes, and the proposed project would meet the City's Map-Based Screening for all proposed land uses. As such, the proposed project land uses would not generate a substantial increase in VMT.<sup>10</sup>

Therefore, for the reasons described above, the operational impacts related to VMT of the proposed project would be *less than significant*.

<sup>10</sup> The Map-Based Screening for Residential, Office, and Retail Projects was applied to the proposed project. The project site is located within TAZ 559, which is within an area of the City where the existing VMT is more than 15 percent below the regional VMT thresholds, as documented in Executive Summary Resolution Modifying Transportation Impact Analysis, Attachment F (Methodologies, Significance Criteria, Thresholds of Significance, and Screening Criteria for Vehicle Miles Traveled and Induced Automobile Travel Impacts), Appendix A (SFCTA Memo), March 3, 2016. Available online at [http://commissions.sfplanning.org/cpcpackets/Align-CPC%20exec%20summary\\_20160303\\_Final.pdf](http://commissions.sfplanning.org/cpcpackets/Align-CPC%20exec%20summary_20160303_Final.pdf). Accessed March 21, 2016.

### **Induced Automobile Travel**

The proposed project would provide no vehicular parking spaces on site, but would provide parking in an above-ground structure to be constructed prior to occupancy across “A” Street to the south, and consistent with the Mission Bay South Project Area requirements. In addition, the project site meets the *Proximity to Transit Stations* screening criterion given its adjacency to shuttle bus service provided by the Mission Bay TMA, UCSF and Kaiser Permanente, as well as Muni’s 55 16<sup>th</sup> Street bus line that traverses the area and is located within a quarter of a mile to the south. The area is also served by Muni’s T Third light rail line, operating about half a mile to the east, and Caltrain’s rail service to the Peninsula and the South Bay, with its terminal station located about three quarters of a mile to the north.

Lastly, the proposed project would also include transportation network features (e.g., reconstructed sidewalks and new on-street commercial and passenger loading zones) that fall within the general types of projects that would not substantially induce automobile travel. Therefore, for reasons described above, the proposed project impacts related to induced automobile travel impacts would be *less than significant*.

### **Traffic Hazards**

As indicated in **Table 5**, the proposed project would generate 55 vehicle trips during the weekday p.m. peak hour, an average of one vehicle trip per minute, a demand which would not be expected to obstruct traffic or create any substantial queues in the vicinity of the project site such that conflicts between drivers could occur. In addition, as shown in **Figure 3**, the proposed project would not introduce unusual or unsafe design features that could obstruct driver vision or otherwise hinder safe vehicle movement. For these reasons, the proposed project’s impacts related to traffic hazards would be *less than significant*.

### **Transit Operations**

In assessing changes to transit operations, the Planning Department’s screening criteria were applied to determine whether vehicle trips generated by the proposed project would substantially delay transit. According to the screening criteria, a project that generates fewer than 300 total vehicle trips during the peak hour would not result in a delay to transit. If the proposed project would generate more than 300 total vehicle trips during the p.m. peak hour, then a transit operations analysis would be prepared to determine whether implementation of the project would increase transit travel times and substantially delay transit. As indicated in **Table 5**, the proposed project would generate a total of 55 vehicle trips during the weekday p.m. peak hour.

Furthermore, the transit lines operating in the area do so, for the most part, in exclusive rights-of-way separated from adjoining vehicle traffic. Muni’s T Third light rail line operates in the median of Third Street with physically separated barriers along the alignment. In addition, Muni’s 55 16<sup>th</sup> Street motor coach line operates on exclusive bus lanes on the curb of 16<sup>th</sup> Street.

Thus, for the reasons described above, the proposed project would not substantially delay Muni or regional transit and would not create potentially hazardous conditions. Transit impacts would be *less than significant*.



### **Walking / Accessibility**

The proposed project would generate 59 new p.m. peak hour trips (an average of less than one person trip per minute) by “other” ways of travel, which includes people walking.

Although the proposed project would increase vehicle travel to and from the site by approximately 55 vehicle trips during the p.m. peak hour, no onsite parking would be provided and, therefore, the proposed project would not result in potential conflicts between people walking and vehicles. The proposed project would provide a single 36-foot long access driveway to the loading dock at the southwest corner of the building, in an area that would not be accessible to pedestrians (see **Figure 3**) and, therefore, the proposed project would not result in potential conflicts between people walking and commercial vehicles entering or exiting the loading dock area.

Thus, for the reasons described above, impacts of the proposed project on people walking would be *less than significant*.

For informational purposes, nearby sidewalks and crosswalks, which currently operate at acceptable conditions (i.e., no overcrowding), would be expected to continue to do so under Existing plus Project conditions. Furthermore, a new mid-block pedestrian crosswalk would be installed on “A” Street, approximately 100 feet to the east of “B” Street, to facilitate local north-south travel.

### **Bicyclists**

The project would include a total of nine Class II bicycle racks in front of the building at the entry plaza, and accessible to the general public and patrons of the proposed project. Additional Class 1 bicycle parking would be provided within the adjacent parking structure, accessible to all employees associated with the proposed project. Per the Mission Bay Design for Development-South (Chapter III Design Standards for Parking), the project would meet the minimum bicycle parking requirements.

The project site is not directly accessible via bicycle facilities; however, bike lanes along 16<sup>th</sup> Street, 7<sup>th</sup> Street, and Mission Bay Drive are located a few blocks away. During the weekday p.m. peak hour, it is anticipated that the proposed project would generate approximately 59 “other” trips, which includes bicycle trips. According to the existing bikeway network, major access routes to the project site would be via 16<sup>th</sup> Street or Mission Bay Drive/Mission Bay Boulevard to Owens Street.

The proposed project would eliminate existing curb cuts on Owens and “A” streets, to be replaced by a single loading dock access driveway located at the southwest corner of the building, and accessible from “A” Street. Truck drivers would yield to autos and people bicycling prior to exiting the loading dock.

The proposed project would result in an increase in the number of vehicles in the vicinity of the project site; however, such an increase would not create potentially hazardous conditions for bicyclists or otherwise substantially interfere with bicycle accessibility to the site and adjoining areas. Based on these findings, proposed project bicycle impacts would be *less than significant*.

## **Commercial / Passenger Loading**

### Commercial Loading

The proposed project would include a commercial vehicle loading area with capacity for two truck loading spaces located on the west side of the building (see [Appendix D](#)); the loading dock area would be approximately 28 feet wide by 48 feet long. Access to the loading dock area would be provided from a single driveway on “A” near the corner with “B” Street (see [Figure 3](#)). In addition, a 40-foot long commercial loading (yellow) zone would be provided on the north side of “A” Street, near the main pedestrian entrance (see [Figure 4](#)). Given that “A” Street is considered a private street, no SFMTA review or approval would be required for the provision of on-street commercial vehicle parking at this location.

Truck turning templates included in [Appendix D](#) indicate that a single-unit truck would enter and exit the loading dock area by driving westbound on “A” Street, turning forward onto “B” Street, and then backing up into either one of the two available spaces. Exiting trucks would travel eastbound on “A” Street without any traffic interference or hazards to other modes.

Under the Mission Bay Design for Development-South (Chapter III Design Standards for Off-street Loading), commercial uses that are more than 100,000 gsf but less than 200,000 gsf are required to include a minimum of one off-street loading space that is at least 10 feet wide by 35 feet long, with a minimum vertical clearance of 14 feet. Retail uses that are less than 10,000 gsf do not have to provide any off-street loading spaces. The proposed loading dock area at the southwest corner of the building would provide two off-street loading spaces that comply with the dimensions described above, thus, the proposed project would meet and exceed the minimum commercial loading requirements of the Mission Bay Design for Development-South.

Deliveries and related loading activities for office and commercial uses would generally occur during the midday (off-peak, 11 a.m. to 2 p.m.) hours during a typical weekday. R&D, office and retail uses would generate a peak hourly loading space demand of three spaces (see [Appendix B](#)). The majority of these loading and service vehicles would be cars, vans, or small trucks 30-foot long or shorter. Tractor-trailer combination vehicles might be used sporadically, such as for initial furniture move-in or end-of-lease move-out tenant activities.

The proposed project would accommodate two commercial vehicle onsite. Trucks and other loading/service vehicles that could not be accommodated onsite during the peak demand would use the proposed 40-foot long on-street loading zone on “A” Street, which has a capacity of one or two spaces, depending on the vehicle length. If trucks longer than 30 feet are expected during building move-in and move out activities, the tenant could request the temporary allocation of a portion or all of the proposed 60-foot long passenger loading zone being provided on the north side of “A” Street (see [Figure 4](#)) to commercial vehicle activities. The combination of the commercial and passenger loading zones would provide up to 100 continuous feet of temporary on-street parking.

Thus, with the provision of two off-street loading spaces and one to two on-street commercial vehicle parking zones on “A” street, the proposed project would effectively accommodate the expected peak loading demand. Therefore, the proposed project impacts related to commercial and service vehicle loading operations would be considered *less than significant*.

#### Passenger Loading

The passenger loading demand associated with the proposed project was estimated at about 98 daily vehicle trips using mode of travel information provided by the Mission Bay TMA, of which 12 would occur during the p.m. peak hour. This translates into a passenger loading demand of one space during the peak 15 minutes of the peak hour. A 60-foot long passenger loading (white) zone has been proposed on the north side of “A” Street as part of the project (see [Figure 4](#)). Since “A” Street is considered a private street, no SFMTA review or approval would be required for the provision of passenger loading zones at this location.

The proposed white zone would have a capacity for at least two, and perhaps three, vehicles loading or unloading passengers simultaneously. Thus, if passenger loading demand becomes greater than expected in the future due to a growth in the use of transportation network companies (e.g., Uber and Lyft) accessing the site, it could also be accommodated there, without disrupting circulation for vehicles, people walking and bicycling, or creating potentially hazardous conditions.

Thus, with the provision of a 60-foot long passenger loading zone, impacts of the proposed project related to passenger loading operations would be *less than significant*.

#### **Emergency Access**

The street network in the Mission Bay South area currently accommodates emergency vehicles that travel to the project site. SFFD’s Fire Station No. 4 is located at 449 Mission Rock Street, about half a mile to the east of the project site. SFPD’s Southern Station is located at the Public Safety Building at 1251 Third Street, adjacent to Fire Station No. 4. In the event of an emergency, vehicles would access the project site similarly as under existing conditions, via Owens Street and then onto “A” or “B” streets.

The configuration of the proposed project or the vehicle travel demand it would generate would not be expected to create conditions that would substantially affect the ability of drivers to yield the right-of-way to emergency vehicles, or preclude the ability of emergency vehicles to access the adjacent streets.

Thus, for the reasons described above, impacts of the proposed project related to emergency vehicle access would be *less than significant*.

### **Construction**

Detailed plans for construction activities have not yet been finalized, but during the anticipated construction period (beginning in 2021 and lasting approximately 30 months), temporary and intermittent transportation impacts would result from construction-related truck movements to and from the project site during demolition, excavation, and construction activities associated with the proposed project. No public roadway, parking lane, or traffic lane closures are anticipated as a result of construction activities, although the private streets around the project site (“A” and “B” streets) could be affected. Adjacent sidewalks may be temporarily closed for short periods of time to accommodate utility work.

Construction activities would include, but not be limited to: site demolition, clearing and excavation; pile installation and foundation construction; construction of the proposed building; utility connections; interior finishing; and exterior hardscaping and landscaping improvements. The average number of construction workers plus suppliers at the site is estimated at 82 per day, with a maximum of about 90 daily workers and suppliers, during the building construction and tenant improvement phases. The maximum number of truck trips would occur during the demolition and site preparation phases, with about 100 one-way daily truck trips. As such, the maximum construction generated travel demand would be lower than the daily vehicles to be generated by the proposed project (450 daily vehicle trips).

Construction workers would be encouraged to carpool and use public transit. Given the size of the parcel and the configuration of the proposed building, no on-site parking for construction workers is expected to be available. Since on-street parking along nearby streets is extremely limited, workers who may drive would be required to find available parking at parking lots or garages available to the public and would pay for parking.

Throughout the construction period, there would be a flow of construction-related trucks into and out of the site. The impact of construction truck traffic would be a temporary lessening of the capacities of local streets due to the slower movement and larger turning radii of trucks, which may affect vehicle operations. The majority, if not all, construction truck trips would be expected to travel to and from the project site from points south of the site, via Owens Street and the I-280 freeway or Third Street.

The temporary increase in vehicle trips during construction would not be considerable and it is anticipated that the addition of the vehicle trips (worker, suppliers and haul trucks) or transit trips (from workers) would not substantially affect transportation conditions, including considerable effects to local intersection operations, or the transit, bikeway, or pedestrian network. All construction activities would be conducted within allowable construction requirements permitted by City code, and would also be subject to the Mission Bay Good Neighbor Policy. As a result, the proposed project would not be expected to cause substantial disruption to vehicle, pedestrian and bicycle travel, or transit operations during the project's construction.

Thus, for the reasons described above, impacts of the proposed project related to construction activities would be *less than significant*.

## **CUMULATIVE CONDITIONS**

### **Traffic Impacts**

The 1998 Mission Bay Plan FSEIR and the 2014 Event Center FSEIR identified significant cumulative traffic impacts based on automobile delay. As noted above, CEQA no longer considers automobile delay as traffic impacts. The following automobile delay (traffic impact) discussion is provided for informational purposes.

As summarized in **Table 6**, the current version of the Mission Bay Plan South Project Area, including the proposed project, is estimated to result in between 30 percent and 41 percent fewer vehicle trips than the number of vehicle trips estimated for the South Project Area under the 1998 Mission Bay Plan FSEIR. Therefore, fewer vehicles, including the proposed project, which would represent less than 1 percent of those total updated estimates for South Project Area vehicle trips, would travel through nearby intersections and freeway segments, even when a basketball game or other events take place at the GSW arena.

### **VMT / Induced Automobile Travel**

The SF-CHAMP travel demand model was used to estimate future cumulative (Year 2040) average daily VMT per capita in the Mission Bay South Plan Area. The SF-CHAMP model uses 2040 residential and job growth estimates prepared by the Association of Bay Area Governments and adjusted by the San Francisco Planning Department, and also includes transportation network changes that are reasonably foreseeable, including those in the latest adopted Regional Transportation Plan and the latest adopted San Francisco Transportation Plan, and/or those that are undergoing environmental review.

**Table 9** presents the future average daily VMT per capita for residents, employees, and visitors for the nine-county San Francisco Bay Area and for the combined eight TAZs in the SF-CHAMP travel demand model that comprise the Mission Bay South Project Area. As shown on **Table 9**, the Year 2040 daily VMT for each resident, employee and visitor would less than the regional averages for the nine-county San Francisco Bay Area.



**Table 9**  
**Mission Bay South Project Area**  
**Year 2040 Weekday Daily VMT**

Trip Type	SF Bay Area Regional Average	Mission Bay South Plan Area <sup>[a]</sup>	
		Value	Percent below region
Households per capita	16.1	3.0	82%
Employment per employee	17.0	9.0	47%
Visitors per retail employee	14.6	11.5	21%

Note:

- a. TAZs 557, 649, 650, 652, 653, 654, 927, and 929 from the SF-CHAMP travel demand model largely comprise the Mission Bay South Project Area (see map in [Appendix C](#)).

Sources: San Francisco County Transportation Authority, Adavant Consulting

For residential uses, the average daily household-related VMT per capita in the Mission Bay South Project Area is 82 percent below the future regional average daily household-related VMT per capita. Similarly, for work purposes, the average daily work-related VMT per employee is 47 percent below the future regional average daily work-related VMT per employee. Finally, for visitor purposes, the average daily work-related VMT per retail employee is 21 percent below the existing and future regional average daily visitor-related VMT per retail employee.

Thus, the built and currently proposed land uses in the Mission Bay South Project Area, plus the addition of the proposed project are located within an area of the city where the future cumulative VMT per capita would be more than 15 percent below the regional VMT thresholds for all purposes, and the proposed project would meet the City's Map-Based Screening for all proposed land uses. As such, the proposed project land uses would not generate a substantial increase in VMT.

Because the proposed project would not exceed the project-level thresholds for VMT and induced automobile travel, the proposed project's contribution would be less than cumulatively considerable. Therefore, the proposed project's contribution to cumulative VMT impacts would be *less than significant*, and less than they would have been had they been calculated in the 1998 Mission Bay FSEIR.

### **Traffic Hazards**

The proposed project would generate 60 new vehicle trips during the p.m. peak hour. As indicated in **Table 3**, project-generated vehicle trips would represent a 1 percent increase in vehicle traffic generated by the cumulative planned development at the Mission Bay South Project Area during the weekday p.m. peak hour. Increases in vehicles, including the proposed project, compared to existing conditions could result in the potential for increased vehicle-vehicle conflicts, but the increased potential for conflicts would not be considered new or substantial worsening of an impact compared to those analyzed in the 1998 Mission Bay FSEIR, and would not result in significant cumulative traffic hazard impacts.

Therefore, the proposed project, in combination with past, present, and reasonably foreseeable development projects, would result in *less than significant* cumulative traffic hazard impacts.

### **Transit Operations**

The 1998 Mission Bay Plan FSEIR and the 2014 Event Center FSEIR identified significant cumulative transit impacts based on transit capacity utilization, which, as noted above, is no longer considered a measure of significance for potential transit impacts under CEQA. The Planning Department's significance criteria for cumulative transit impacts assesses whether implementation of the proposed project, in combination with past, present, and reasonably foreseeable development projects, would increase transit travel times and substantially delay transit or create potentially hazardous conditions for transit operations.

As summarized in **Table 6**, the current version of the Mission Bay Plan South Project Area is estimated to result in between 30 percent and 41 percent fewer vehicle trips than the number of vehicle trips estimated for the South Project Area under the 1998 Mission Bay Plan FSEIR, even when a basketball game or other events occurring at the GSW arena are taken into consideration. The proposed project would represent less than 1 percent of those total updated estimates for South Project Area vehicle trips. As such, the potential effects of the proposed project to cumulative transit operations would be less than those identified in the 1998 Mission Bay FSEIR or the 2014 Event Center FSEIR.

Furthermore, as noted above, the transit lines operating in the area do so, for the most part, in exclusive rights-of-way separated from adjoining vehicle traffic. Muni's T Third light rail line operates in the median of Third Street with physically separated barriers along the alignment. In addition, Muni's 55 16<sup>th</sup> Street motor coach line operates on exclusive bus lanes on the curb of 16<sup>th</sup> Street.

Thus, the proposed project, in combination with past, present, and reasonably foreseeable development projects, would not substantially delay Muni or regional transit and would not create potentially hazardous conditions, and the proposed project's contribution to cumulative transit impacts would be *less than significant*.

### **Walking / Accessibility / Bicyclists**

There is already noticeable pedestrian and bicycle activity in the vicinity of the project site, which is located across the UCSF campus site. As the area continues to develop, including the expansion of the UCSF site and other planned residential developments, it is expected that the level of bike activity in the area would increase, as envisioned in the 1998 Mission Bay FSEIR.

The proposed project would generate 55 new p.m. peak hour trips by “other” ways of travel, which includes people walking or bicycling, and represents less than 2 percent of the “other” trips generated by the updated cumulative development in the Mission Bay South Area. As such, pedestrian and bicycling facilities would be expected to operate at similar conditions as those described in the 1998 Mission Bay FSEIR. Thus, cumulative impacts of the proposed project, in combination with past, present and reasonably foreseeable development in San Francisco, on people walking or bicycling would be *less than significant*.

### **Commercial/Passenger Loading**

Commercial vehicle and passenger loading/unloading impacts are by their nature localized and site-specific, and generally would not contribute to impacts from other development projects outside of the project site. As previously described, the proposed project’s estimated loading demand would be met within the proposed onsite and on-street commercial and passenger loading spaces that would be provided at or adjacent to the project site. The building located directly south of the project site on “A” Street (1500 Owens Street) includes its own off-street loading dock area, in compliance with the Mission Bay Design for Development-South (Chapter III Design Standards for Off-street Loading).

No other cumulative development has been identified that would contribute to either commercial vehicle or passenger loading demand or affect supply on the project site. Under 2040 cumulative conditions, loading demand generated by development projects would not result in significant cumulative loading impacts. Therefore, for the above reasons, the proposed project, in combination with past, present, and reasonably foreseeable development in San Francisco, would result in *less than significant* cumulative commercial or passenger loading impacts.

### **Emergency Access**

As summarized in **Table 6**, future cumulative traffic in the Mission Bay South Area would represent between 30 percent and 41 percent fewer daily or p.m. peak hour vehicle trips than those estimated under the 1998 Mission Bay FSEIR. As such, the expected cumulative traffic would not be expected to create conditions that would substantially affect the ability of drivers to yield the right-of-way to emergency vehicles, or preclude the ability of emergency vehicles to access the adjacent streets. Thus, the proposed project, in combination with past, present and reasonably foreseeable development in San Francisco, would result in *less than significant* cumulative emergency access impacts.

### Construction

The construction of the proposed project is not expected to overlap with the construction of any other project in the vicinity. With the exception of the proposed project, construction on all parcels facing “A” Street has been completed. Similarly, given that project construction is expected to start sometime in 2021 and last for approximately 30 months, it would not overlap with planned development at the UCSF campus across Owens Street (Blocks 15, 16 or 18, which are currently used as temporary parking lots), and for which detailed development plans have not yet been developed.

Construction of the proposed GSW Hotel/Residential project on Blocks 29-32 is currently planned to begin in summer 2021 and conclude in spring 2023, which would overlap with the expected construction period for the proposed project. On the other hand, the location of the GSW Hotel/Residential site on the opposite side of the Mission Bay Plan South Project Area, over half a mile to the east, makes it unlikely that construction vehicle routes would overlap. Furthermore, construction for both projects would be conducted in compliance with City requirements, including the City of San Francisco’s Regulations for Working in San Francisco Streets (the blue book), such that construction work can be done with the least possible interference with pedestrian, bicycle, transit, or vehicle circulation or result in hazardous conditions for pedestrians, bicycles, transit, or vehicles.

Thus, the proposed project, in combination with past, present and reasonably foreseeable development in San Francisco, would result in *less-than-significant* cumulative construction-related transportation impacts.

# APPENDIX A

## LAND USES

---



## MISSION BAY SOUTH AREA – LAND USES BY DEVELOPMENT BLOCK

Mission Bay South  
Land Use Summary

Mission Bay South Land Use Summary											Retail						Commercial					Childcare				Public Serv.	Arena		
Project	Block	Zone	Residential Units				Hotel rooms			School (students)	Leasable sq.ft. (0.90)		Built (gsf)		Const. (gsf)		Planned gsf	Project gsf	Leasable sq.ft.	Built gsf	Const. gsf	Planned gsf	Project gsf	Built gsf	Const. gsf	Planned gsf	Project gsf	Built gsf	Built gsf
			Built	Const.	Planned	Project	Built	Const.	Planned		Citywide	Local	Citywide	Local	Citywide	Local													
Residential Area																													
Hotel	1						250 50				4,756				5,300														
One Mission Bay	1		350								16,673				18,600														
Channel Mission Bay	2		315								8,100		9,000																
Block 3 East	3 East		119																										
Venue	3 West		147								6,570		7,300																
Block 4 East	4 East		105																										
Strata	4 West		192								9,358		10,400																
MB360	5		172								11,667		13,000																
626 MB Blvd North	6 East		143								9,700		10,800																
Block 6 West	6 West		152																							4,640			
Family House	7 East		-				80																						
Block 7 West	7 West		200								10,079		11,200																
Public Safety Buildings	8																											302,700	
Block 9	9		141																										
Block 9a	9a		63																										
Madrone	10		329								9,726		10,900																
Radiance	10a		99																										
MB360	11		188																										
Arden	12 East		267																										
Block 12 West	12 West		145																										
1180 4th St	13 East		150								11,904		13,300																
Azure	13 West		273																										
Comercial Zone																													
	26a	Zone A									10,055		11,200						293,117	312,173									
	26 Bld 2&3	Zone A									4,466		5,000						197,507	222,339									
Alexandria/Uber	26/27	Zone A									3,001				3,400				392,867		427,047				6,006				
	28	Zone A																	287,319	308,913									
GS Warriors	29/30/31/32	Zone A	-				230				55,838 47,387		52,050 44,175				25,000		504,147		603,500	11,000						878,157	
	40	Zone A									14,257		14,325						636,713	710,251									
1700 Owens	41/43 P1	Zone A									3,306		3,700						158,651	166,767									
	41/43 P2	Zone A																	175,279	185,005									
1600 Owens (Kaiser)	41/43 P4	Zone A									2,392		2,700						194,200	215,824									
1500 Owens	41/43 P5	Zone A									2,798		3,200						155,608	170,259									
1450 Owens	41/43 P7	Zone A															2,600					181,000							
	Adjustment	Zone A																	(29,858)	(33,200)									
Fibrogen Life Science	X4	Zone C									14,321		16,000						435,180	459,686									
UCSF East Campus																													
UCSF	33	Zone A																			343,000								
UCSF	34	Zone A																				157,000							
UCSF South Campus																													
UCSF Hospitals	36/37/X3	Zone B																		620,800									
UCSF Gateway MOB	36/37/X3	Zone B																		206,400									
UCSF Cancer Outpatient	36/37/X3	Zone B																			179,650								
UCSF Energy Center	36/37/X3	Zone B																		42,200									
UCSF Med Ctr Phase 2	38/39	Zone A																				738,350							
UCSF North Campus																													
SFUSD School	14									500																			
SFUSD Office	14																												
Student Housing (398,700 gsf)	15	398,700	523																							23,500			
Research Bldg	16																					338,700							
Smith Cardiovascular Bldg	17A/B																			236,000									
Helen Diller Cancer Research Ctr	17C																			160,540									
Garage	18A																					3,000							
Research Bldg	18B																					84,600							
Sandler Neurosciences	19A																			237,000									
Rock Hall	19B																			170,565									
Student Housing (387,400 gsf)	20	387,400	431																			22,884							
Community Center Garage	21A																					2,603							
Rutter Center	21B																					158,605							
Weill Institute	23A																					274,000							
Third St Garage	23B																			4,247									
Genentech Hall	24A/B																			384,879									
Byers Hall	24C																					154,434							
Mission Hall	25A																			276,385									
Research Bldg	25B																					323,000							
Total			2,763	612	1,129	-	80	250	280	500	115,151	141,203	99,650	138,600	18,600	8,700	25,000	2,600	3,400,730	5,395,559	1,827,197	1,655,650	181,000	-	6,006	28,140	-	302,700	878,157

## MISSION BAY SOUTH AREA – LAND USE COMPARISON

Mission Bay Area South Land Use Comparison	Built	Under Construct.	Planned per Approved Plans	Planned under Approval Review	Total	MB SEIR Comb.Var.	Difference w/ MB SEIR	Project	Total with Project	Difference w/ MB SEIR
<b>Central Subarea (Blocks 1-13)</b>										
Residential units	2,332	612	606		3,550	3,090	460	0	3,550	460
Childcare (gsf)	0	0	4,640		4,640		4,640	0	4,640	4,640
Hotel/Residential rooms	80	250	0	50	380	500	-120		380	-120
Retail (gsf)	85,900	23,900	0		109,800	167,000	-57,200	0	109,800	-57,200
Public Safety Bldgs. (gsf)	302,700				302,700		302,700		302,700	302,700
<b>East Subarea (Blocks 26-35, X4)</b>										
Residential units	0	0	0	0	0		0		0	0
Hotel rooms	0	0	0	230	230		230		230	230
Office/R&D (gsf)	1,303,111	1,030,547	11,000		2,344,658	3,412,000	-1,067,342	0	2,344,658	-1,067,342
Childcare (gsf)	0	6,006	0		6,006		6,006	0	6,006	6,006
Retail (gsf)	128,425	3,400	0	25,000	156,825	145,000	11,825	0	156,825	11,825
Arena (gsf)	878,157				878,157		878,157		878,157	878,157
UCSF East Campus (gsf)	0	343,000	157,000		500,000		500,000	0	500,000	500,000
<b>West Subarea (Blocks 36-45, X3)</b>										
Office/R&D (gsf)	1,414,906	0	0		1,414,906	3,209,000	-1,794,094	181,000	1,595,906	-1,613,094
Retail (gsf)	23,925	0	0		23,925	73,000	-49,075	2,600	26,525	-46,475
UCSF Medical Center (gsf)	869,400	179,650	738,350		1,787,400		1,787,400	0	1,787,400	1,787,400
<b>SFUSD (Block 14)</b>										
- Students			500		500	500	0		500	0
- Office (gsf)	0	0	0		0		0	0	0	0
<b>UCSF Research Campus Subarea (Blocks 15-25)</b>										
- Office/R&D/Clinical/Childcare (gsf)	1,808,142	274,000	772,800		2,854,942	2,650,000	204,942	0	2,854,942	204,942
- Residential (gsf)	387,400		398,700		786,100		786,100		786,100	786,100
<b>TOTAL MISSION BAY AREA SOUTH</b>										
Residential units	2,332	612	606	0	3,550	3,090	460	0	3,550	460
Hotel/Residential rooms	80	250	0	280	610	500	110	0	610	110
Retail (gsf)	238,250	27,300	0	25,000	290,550	385,000	-94,450	2,600	293,150	-91,850
Office/R&D (gsf)	2,718,017	1,030,547	11,000	0	3,759,564	6,621,000	-2,861,436	181,000	3,940,564	-2,680,436
Childcare (gsf)	0	6,006	4,640	0	10,646	0	10,646	0	10,646	10,646
Public Safety Bldgs. (gsf)	302,700	0	0	0	302,700	0	302,700	0	302,700	302,700
Arena (gsf)	878,157	0	0	0	878,157	0	878,157	0	878,157	878,157
SFUSD (students)	0	0	500	0	500	500	0	0	500	0
UCSF (gsf)	3,064,942	796,650	2,066,850	0	5,928,442	2,650,000	3,278,442	0	5,928,442	3,278,442

# APPENDIX B

## TRAVEL DEMAND ANALYSIS

---



## U.S. CENSUS AND MISSION BAY TMA SURVEY DATA

2012-2016 American Community Survey 5-Year Estimate  
San Francisco County, California

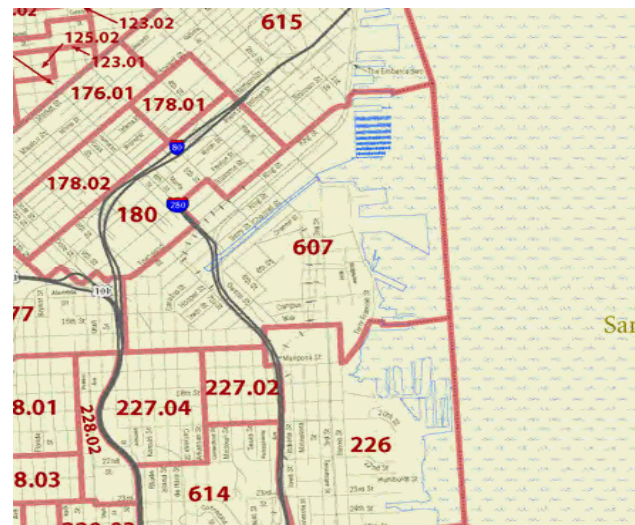
MODE OF TRAVEL	Tract 607
<b>Total:</b>	<b>6,968</b>
Car, truck, or van:	1,610
Drove alone	1,138
Carpooled:	472
In 2-person carpool	433
In 3-person carpool	8
In 4-person carpool	31
In 5- or 6-person carpool	0
In 7-or-more-person carpool	0
Public transportation (excluding taxicab):	2,927
Bus or trolley bus	1,345
Streetcar or trolley car	275
Subway or elevated	362
Railroad	945
Ferryboat	0
Taxicab	82
Motorcycle	0
Bicycle	486
Walked	1,291
Other means	221
Worked at home	351

MODE OF TRAVEL SUMMARY	Tract 607	
Auto	1,610	24.3%
Transit	2,927	44.2%
Walk	1,291	19.5%
Other	789	11.9%
<b>TOTAL</b>	<b>6,617</b>	<b>100.0%</b>
Average Vehicle Occupancy	1.18	

MODE OF TRAVEL SUMMARY	Tract 607		Minutes
<b>Total:</b>	<b>6,617</b>	<b>100.0%</b>	<b>per interval</b>
Less than 5 minutes	11	0.2%	2
5 to 9 minutes	441	6.7%	7
10 to 14 minutes	634	9.6%	12
15 to 19 minutes	1,061	16.0%	17
20 to 24 minutes	770	11.6%	22
25 to 29 minutes	382	5.8%	27
30 to 34 minutes	1,046	15.8%	32
35 to 39 minutes	306	4.6%	37
40 to 44 minutes	161	2.4%	42
45 to 59 minutes	504	7.6%	47
60 to 89 minutes	1,026	15.5%	75
90 or more minutes	275	4.2%	110
Average Travel Time	36.0		

PLACE OF WORK	Tract 607	
<b>Total:</b>	<b>6,968</b>	<b>100.0%</b>
Worked in MSA of residence:	5,903	84.7%
Worked in principal city	5,306	76.1%
Worked outside principal city	597	8.6%
Worked in different MSA:	1,065	15.3%
Worked in principal city	1,006	14.4%
Worked outside principal city	59	0.8%
Did not work in any MSA:	0	0.0%

PLACE OF WORK	Tract 607	
San Francisco	5,306	76.1%
Alameda, Marin, C. Costa & S. Mateo County	597	8.6%
Other Bay Area	1,065	15.3%
Outside Bay Area	0	0.0%
<b>Total</b>	<b>6,968</b>	<b>100.0%</b>



VEHICLE OWNERSHIP	Tract 607			
	Owner Occupied	Renter Occupied	All Residents	
<b>Total:</b>	<b>1,734</b>	<b>3,452</b>	<b>5,186</b>	<b>100.0%</b>
No vehicle available	316	1,548	1,864	35.9%
1 vehicle available	1,190	1,731	2,921	56.3%
2 vehicles available	228	151	379	7.3%
3 vehicles available	0	22	22	0.4%
4 vehicles available	0	0	0	0.0%
5 or more vehicles available	0	0	0	0.0%
Average Vehicle Ownership	0.95	0.61	0.72	
<b>Mission Bay TMA</b>			<b>0.75</b>	

Mission Bay TMA Commuter Surveys  
Average 2014-2015-2016

VEHICLE OWNERSHIP	PLACE OF RESIDENCE													
	Mission Bay		Rest of SF		East Bay		North Bay		South Bay		Outside Bay Area		Total	
No vehicle available	60	35.9%	192	37.2%	28	5.8%	0	0.0%	5	2.0%	2	5.6%	287	19.1%
1 vehicle available	91	54.5%	231	44.8%	162	33.8%	12	25.0%	68	27.0%	5	13.9%	569	38.0%
2 vehicles available	14	8.4%	71	13.8%	201	41.9%	25	52.1%	124	49.2%	15	41.7%	450	30.0%
3 or more vehicles available	2	1.2%	22	4.3%	89	18.5%	11	22.9%	55	21.8%	14	38.9%	193	12.9%
Total	167	100.0%	516	100.0%	480	100.0%	48	100.0%	252	100.0%	36	100.0%	1,499	100.0%
Average Vehicle Ownership	0.75		0.87		1.82		2.09		2.02		2.33		1.43	
Percentage of total	11.1%		34.4%		32.0%		3.2%		16.8%		2.4%		100.0%	

MODE OF TRAVEL	PLACE OF RESIDENCE													
	Mission Bay		Rest of SF		East Bay		North Bay		South Bay		Outside Bay Area		Total	
Drive Alone	14	8.5%	102	19.5%	47	9.7%	14	29.8%	116	45.3%	4	10.5%	297	19.7%
Cpool/Vpool/Drop-off	4	2.4%	20	3.8%	25	5.2%	9	19.1%	14	5.5%	3	7.9%	75	5.0%
Taxi/TNC/Chariot		0.0%	16	3.1%		0.0%		0.0%		0.0%		0.0%	16	1.1%
Motorcycle		0.0%	5	1.0%	4	0.8%	2	4.3%	1	0.4%	2	5.3%	14	0.9%
BART+MB Shuttle	7	4.2%	14	2.7%	306	63.4%	5	10.6%	11	4.3%	11	28.9%	354	23.4%
BART+Walk/Bike	2	1.2%	2	0.4%	44	9.1%	10	21.3%		0.0%	1	2.6%	59	3.9%
Muni+MB Shuttle	14	8.5%	71	13.6%	1	0.2%		0.0%		0.0%		0.0%	86	5.7%
Muni+Walk/Bike	11	6.7%	76	14.6%	19	3.9%	2	4.3%	1	0.4%	1	2.6%	110	7.3%
Caltrain+MB Shuttle	1	0.6%	1	0.2%	3	0.6%		0.0%	43	16.8%	3	7.9%	51	3.4%
Caltrain+Walk/Bike	14	8.5%	9	1.7%		0.0%	1	2.1%	68	26.6%	10	26.3%	102	6.8%
Other Transit+MB Shuttle	4	2.4%	1	0.2%	23	4.8%	3	6.4%	1	0.4%	1	2.6%	33	2.2%
Walk+MB Shuttle	30	18.2%	42	8.0%		0.0%		0.0%		0.0%	2	5.3%	74	4.9%
Walk/Transit+UC/Other Shuttle	20	12.1%	55	10.5%	8	1.7%		0.0%		0.0%		0.0%	83	5.5%
Walk/Bike	44	26.7%	108	20.7%	3	0.6%	1	2.1%	1	0.4%		0.0%	157	10.4%
All Modes	165	100.0%	522	100.0%	483	100.0%	47	100.0%	256	100.0%	38	100.0%	1,511	100.0%
Percentage of total	10.9%		34.5%		32.0%		3.1%		16.9%		2.5%		100.0%	
Auto	18	10.9%	122	23.4%	72	14.9%	23	48.9%	130	50.8%	7	18.4%	372	24.6%
Transit	103	62.4%	271	51.9%	404	83.6%	21	44.7%	124	48.4%	29	76.3%	952	63.0%
Walk/Bike	44	26.7%	108	20.7%	3	0.6%	1	2.1%	1	0.4%	0	0.0%	157	10.4%
Other	0	0.0%	21	4.0%	4	0.8%	2	4.3%	1	0.4%	2	5.3%	30	2.0%
All Modes	165	100.0%	522	100.0%	483	100.0%	47	100.0%	256	100.0%	38	100.0%	1,511	100.0%

WORK LOCATION (2016 only)	PLACE OF RESIDENCE													
	Mission Bay		Rest of SF		East Bay		North Bay		South Bay		Outside Bay Area		Total	
Mission Bay	9	29.0%	111	100.0%	174	100.0%	5	100.0%	57	100.0%	10	100.0%	366	94.3%
Downtown SF	10	32.3%		0.0%		0.0%		0.0%		0.0%		0.0%	10	2.6%
Other SF	7	22.6%		0.0%		0.0%		0.0%		0.0%		0.0%	7	1.8%
East Bay	3	9.7%		0.0%		0.0%		0.0%		0.0%		0.0%	3	0.8%
South Bay	2	6.5%		0.0%		0.0%		0.0%		0.0%		0.0%	2	0.5%
Total	31	100.0%	111	100.0%	174	100.0%	5	100.0%	57	100.0%	10	100.0%	388	100.0%
Percentage of total	8.0%		28.6%		44.8%		1.3%		14.7%		2.6%		100.0%	

WORK LOCATION	MISSION BAY RESIDENTS			
	Unadjusted		Adjusted	
SF SD1	10	32.3%	10	30.3%
SF SD2	4	11.3%	4	12.1%
SF SD3	9	29.0%	9	27.3%
SF SD4	4	11.3%	4	12.1%
East Bay	3	9.7%	3	9.1%
North Bay		0.0%	1	3.0%
South Bay	2	6.5%	2	6.1%
Outside Bay Area		0.0%	0	0.0%
<b>All Modes</b>	<b>31</b>	<b>100.0%</b>	<b>33</b>	<b>100.0%</b>

PLACE OF RESIDENCE		MISSION BAY EMPLOYEES	
SF SD1		131	8.6%
SF SD2		131	8.6%
SF SD3		296	19.6%
SF SD4		131	8.6%
East Bay		483	32.0%
North Bay		47	3.1%
South Bay		256	16.9%
Outside Bay Area		38	2.5%
<b>All Modes</b>		<b>1,511</b>	<b>100.0%</b>

## PROPOSED PROJECT – 1450 OWENS STREET

1450 Owens Street  
 TRIP GENERATION - WEEKDAY  
 FINAL SUMMARY OF TRIPS

Mode	Daily Person Trips					PM Peak Hour Person Trips					Percent of Daily vs PM Peak Hour				
	Residential	R&D	Office	Retail	Total	Residential	R&D	Office	Retail	Total	Residential	R&D	Office	Retail	Total
Auto	0	254	190	96	540	0	41	17	9	67	24.6%	0.0%	16.1%	8.9%	9.4%
Transit	0	628	472	70	1,170	0	101	42	7	150	55.1%	0.0%	16.1%	8.9%	10.0%
Walk	0	138	102	214	454	0	21	9	18	48	17.6%	0.0%	15.2%	8.8%	8.4%
Other	0	28	22	10	60	0	4	2	1	7	2.6%	0.0%	14.3%	9.1%	10.0%
<b>All Modes</b>	<b>0</b>	<b>1,048</b>	<b>786</b>	<b>390</b>	<b>2,224</b>	<b>0</b>	<b>167</b>	<b>70</b>	<b>35</b>	<b>272</b>	<b>100.0%</b>	<b>0.0%</b>	<b>15.9%</b>	<b>8.9%</b>	<b>9.0%</b>
Vehicle Trips	0	220	164	66	450	0	35	15	5	55		0.0%	15.9%	9.1%	7.6%
<i>Avg. veh occup.</i>	<i>0.00</i>	<i>1.15</i>	<i>1.16</i>	<i>1.45</i>	<i>1.20</i>	<i>0.00</i>	<i>1.17</i>	<i>1.13</i>	<i>1.80</i>	<i>1.22</i>					

Distribution	Total Daily PTs	PM Peak Hour Person-Trips					PM Peak Hour Transit-Trips					PM Peak Hour Vehicle-Trips				
		Residential	R&D	Office	Retail	Total	Residential	R&D	Office	Retail	Total	Residential	R&D	Office	Retail	Total
SF Superdistrict 1	268	0	16	7	8	31	0	7	3	1	11	0	3	1	1	5
SF Superdistrict 2	271	0	16	7	8	31	0	8	3	1	12	0	3	1	2	6
SF Superdistrict 3	505	0	33	13	13	59	0	18	7	2	27	0	5	2	2	9
SF Superdistrict 4	170	0	14	6	1	21	0	7	3	0	10	0	3	1	0	4
East Bay	581	0	51	21	3	75	0	43	18	2	63	0	6	3	0	9
North Bay	58	0	5	2	0	7	0	2	1	0	3	0	2	1	0	3
South Bay	326	0	28	12	2	42	0	13	6	1	20	0	12	6	0	18
Out of Region	45	0	4	2	0	6	0	3	1	0	4	0	1	0	0	1
<b>All Origins</b>	<b>2,224</b>	<b>0</b>	<b>167</b>	<b>70</b>	<b>35</b>	<b>272</b>	<b>0</b>	<b>101</b>	<b>42</b>	<b>7</b>	<b>150</b>	<b>0</b>	<b>35</b>	<b>15</b>	<b>5</b>	<b>55</b>

SF Guidelines Table C-2 (PM peak)	Residential		R&D		Office		Retail	
	Work	Non-work	Work	Non-work	Work	Non-work	Work	Non-work
Inbound	100%	33%	0%	50%	0%	50%	0%	50%
Outbound	0%	67%	100%	50%	100%	50%	100%	50%

PM Peak Hour Auto Trips	Inbound					Outbound					Total Inbound+Outbound				
	Residential	R&D	Office	Retail	Total	Residential	R&D	Office	Retail	Total	Residential	R&D	Office	Retail	Total
SF Superdistrict 1	0	0	0	1	1	0	3	1	1	5	0	3	1	2	6
SF Superdistrict 2	0	0	0	1	1	0	4	1	1	6	0	4	1	2	7
SF Superdistrict 3	0	0	0	1	1	0	5	2	1	8	0	5	2	2	9
SF Superdistrict 4	0	0	0	1	1	0	3	1	1	5	0	3	1	2	6
East Bay	0	0	0	0	0	0	8	3	0	11	0	8	3	0	11
North Bay	0	0	0	0	0	0	3	1	0	4	0	3	1	0	4
South Bay	0	0	0	0	0	0	14	7	1	22	0	14	7	1	22
Out of Region	0	0	1	0	1	0	1	0	0	1	0	1	1	0	2
<b>All Origins</b>	<b>0</b>	<b>0</b>	<b>1</b>	<b>4</b>	<b>5</b>	<b>0</b>	<b>41</b>	<b>16</b>	<b>5</b>	<b>62</b>	<b>0</b>	<b>41</b>	<b>17</b>	<b>9</b>	<b>67</b>



1450 Owens Street

TRIP GENERATION - WEEKDAY

FINAL SUMMARY OF TRIPS

PM Peak Hour Transit Trips	Inbound					Outbound					Total Inbound+Outbound				
	Residential	R&D	Office	Retail	Total	Residential	R&D	Office	Retail	Total	Residential	R&D	Office	Retail	Total
SF Superdistrict 1	0	0	0	0	0	0	7	3	1	11	0	7	3	1	11
SF Superdistrict 2	0	0	0	0	0	0	7	3	1	11	0	7	3	1	11
SF Superdistrict 3	0	0	0	0	0	0	19	7	2	28	0	19	7	2	28
SF Superdistrict 4	0	0	0	0	0	0	7	3	0	10	0	7	3	0	10
East Bay	0	0	0	0	0	0	43	18	2	63	0	43	18	2	63
North Bay	0	0	0	0	0	0	2	1	0	3	0	2	1	0	3
South Bay	0	0	0	0	0	0	13	6	1	20	0	13	6	1	20
Out of Region	0	0	0	0	0	0	3	1	0	4	0	3	1	0	4
<b>All Origins</b>	<b>0</b>	<b>0</b>	<b>0</b>	<b>0</b>	<b>0</b>	<b>0</b>	<b>101</b>	<b>42</b>	<b>7</b>	<b>150</b>	<b>0</b>	<b>101</b>	<b>42</b>	<b>7</b>	<b>150</b>

PM Peak Hour Walk/Other Trips	Inbound					Outbound					Total Inbound+Outbound				
	Residential	R&D	Office	Retail	Total	Residential	R&D	Office	Retail	Total	Residential	R&D	Office	Retail	Total
SF Superdistrict 1	0	1	0	3	4	0	4	3	3	10	0	5	3	6	14
SF Superdistrict 2	0	1	0	3	4	0	4	3	2	9	0	5	3	5	13
SF Superdistrict 3	0	1	0	4	5	0	9	4	4	17	0	10	4	8	22
SF Superdistrict 4	0	0	0	0	0	0	4	1	0	5	0	4	1	0	5
East Bay	0	0	0	0	0	0	1	0	0	1	0	1	0	0	1
North Bay	0	0	0	0	0	0	0	0	0	0	0	0	0	0	0
South Bay	0	0	0	0	0	0	0	0	0	0	0	0	0	0	0
Out of Region	0	0	0	0	0	0	0	0	0	0	0	0	0	0	0
<b>All Origins</b>	<b>0</b>	<b>3</b>	<b>0</b>	<b>10</b>	<b>13</b>	<b>0</b>	<b>22</b>	<b>11</b>	<b>9</b>	<b>42</b>	<b>0</b>	<b>25</b>	<b>11</b>	<b>19</b>	<b>55</b>

PM Peak Hour All Modes Person Trips	Inbound					Outbound					Total Inbound+Outbound				
	Residential	R&D	Office	Retail	Total	Residential	R&D	Office	Retail	Total	Residential	R&D	Office	Retail	Total
SF Superdistrict 1	0	1	0	4	5	0	14	7	5	26	0	15	7	9	31
SF Superdistrict 2	0	1	0	4	5	0	15	7	4	26	0	16	7	8	31
SF Superdistrict 3	0	1	0	5	6	0	33	13	7	53	0	34	13	12	59
SF Superdistrict 4	0	0	0	1	1	0	14	5	1	20	0	14	5	2	21
East Bay	0	0	0	0	0	0	52	21	2	75	0	52	21	2	75
North Bay	0	0	0	0	0	0	5	2	0	7	0	5	2	0	7
South Bay	0	0	0	0	0	0	27	13	2	42	0	27	13	2	42
Out of Region	0	0	1	0	1	0	4	1	0	5	0	4	2	0	6
<b>All Origins</b>	<b>0</b>	<b>3</b>	<b>1</b>	<b>14</b>	<b>18</b>	<b>0</b>	<b>164</b>	<b>69</b>	<b>21</b>	<b>254</b>	<b>0</b>	<b>167</b>	<b>70</b>	<b>35</b>	<b>272</b>

PM Peak Hour Vehicle-Trips	Inbound					Outbound					Total Inbound+Outbound				
	Residential	R&D	Office	Retail	Total	Residential	R&D	Office	Retail	Total	Residential	R&D	Office	Retail	Total
SF Superdistrict 1	0	0	0	0	0	0	3	2	0	5	0	3	2	0	5
SF Superdistrict 2	0	0	0	1	1	0	3	1	1	5	0	3	1	2	6
SF Superdistrict 3	0	0	0	1	1	0	5	2	1	8	0	5	2	2	9
SF Superdistrict 4	0	0	0	0	0	0	3	1	0	4	0	3	1	0	4
East Bay	0	0	0	0	0	0	6	3	0	9	0	6	3	0	9
North Bay	0	0	0	0	0	0	2	1	0	3	0	2	1	0	3
South Bay	0	0	0	0	0	0	12	5	1	18	0	12	5	1	18
Out of Region	0	0	0	0	0	0	1	0	0	1	0	1	0	0	1
<b>All Origins</b>	<b>0</b>	<b>0</b>	<b>0</b>	<b>2</b>	<b>2</b>	<b>0</b>	<b>35</b>	<b>15</b>	<b>3</b>	<b>53</b>	<b>0</b>	<b>35</b>	<b>15</b>	<b>5</b>	<b>55</b>

1450 Owens Street  
TRIP GENERATION - WEEKDAY  
LAND USE: RETAIL (WORK TRIPS)

Proposed Size: 2,600 sq.ft.		PM PEAK HOUR	
DAILY		Person-trip Generation Rate [1]:	9.0%
Person-trip Generation Rate [1]:	150.0 trips/1,000 gsf	Total Person-trips:	13.5 trips/1,000 gsf
Total Person-trips:	390 person-trips	Work Trips [2]:	35 person-trips
Work Trips [2]:	15%		6 person-trips

Place of Origin	Percent Distribution [3]	Mode of Travel	Percent Distribution [3]	Average Vehicle Occupancy [2]	Daily		PM Peak Hour	
					Person Trips	Vehicle-Trips	Person Trips	Vehicle-Trips
SF Superdistrict 1	8.6%	Auto	23.4%	1.48	1	1	0	0
		Transit	51.9%		3		0	
		Walk	20.7%		1		0	
		Other	4.0%		0		0	
		All Modes	100.0%		5	1	1	0
SF Superdistrict 2	8.6%	Auto	23.4%	1.48	1	1	0	0
		Transit	51.9%		3		0	
		Walk	20.7%		1		0	
		Other	4.0%		0		0	
		All Modes	100.0%		5	1	1	0
SF Superdistrict 3	19.6%	Auto	17.1%	1.48	2	1	0	0
		Transit	57.2%		6		1	
		Walk	23.7%		3		0	
		Other	2.0%		0		0	
		All Modes	100.0%		11	1	1	0
SF Superdistrict 4	8.6%	Auto	23.4%	1.48	1	1	0	0
		Transit	51.9%		3		0	
		Walk	20.7%		1		0	
		Other	4.0%		0		0	
		All Modes	100.0%		5	1	1	0
East Bay	32.0%	Auto	14.9%	1.48	3	2	0	0
		Transit	83.6%		15		2	
		Walk	0.6%		0		0	
		Other	0.8%		0		0	
		All Modes	100.0%		18	2	2	0
North Bay	3.1%	Auto	48.9%	1.48	1	1	0	0
		Transit	44.7%		1		0	
		Walk	2.1%		0		0	
		Other	4.3%		0		0	
		All Modes	100.0%		2	1	0	0
South Bay	16.9%	Auto	50.8%	1.48	5	3	1	0
		Transit	48.4%		5		1	
		Walk	0.4%		0		0	
		Other	0.4%		0		0	
		All Modes	100.0%		10	3	1	0
Out of Region	2.5%	Auto	18.4%	1.48	0	0	0	0
		Transit	76.3%		1		0	
		Walk	0.0%		0		0	
		Other	5.3%		0		0	
		All Modes	100.0%		1	0	0	0
All Origins	100.0%	Auto	24.8%	1.48	14	10	2	1
		Transit	62.9%		36		4	
		Walk	10.3%		6		1	
		Other	2.0%		1		0	
		All Modes	100.0%		57	10	6	1

Notes:

[1] SF Guidelines 2019 (General Retail)

[2] Estimated from SF Guidelines 2019 - General Retail

[3] Mission Bay TMA 2014-2015-2016 Commuter Survey of Mission Bay Employees

1450 Owens Street  
TRIP GENERATION - WEEKDAY  
LAND USE: RETAIL (NON-WORK TRIPS)

Proposed Size: 2,600 sq.ft.		PM PEAK HOUR	
DAILY		Person-trip Generation Rate [1]:	9.0%
Person-trip Generation Rate [1]:	150.0 trips/1,000 gsf	Total Person-trips:	13.5 trips/1,000 gsf
Total Person-trips:	390 person-trips	Non-Work Trips [2]:	35 person-trips
Non-Work Trips [2]:	85%		29 person-trips

Place of Origin	Percent Distribution [3]	Mode of Travel	Percent Distribution [4]	Average Vehicle Occupancy [2]	Daily		PM Peak Hour	
					Person Trips	Vehicle-Trips	Person Trips	Vehicle-Trips
SF Superdistrict 1	26.9%	Auto	8.3%	1.48	7	5	1	0
		Transit	10.9%		10		1	
		Walk	77.7%		70		6	
		Other	3.1%		3		0	
		All Modes	100.0%		90	5	8	0
SF Superdistrict 2	26.2%	Auto	33.4%	1.48	29	20	3	2
		Transit	12.9%		11		1	
		Walk	50.5%		44		4	
		Other	3.2%		3		0	
		All Modes	100.0%		87	20	8	2
SF Superdistrict 3	38.6%	Auto	19.7%	1.48	25	17	2	1
		Transit	5.8%		7		1	
		Walk	72.3%		93		8	
		Other	2.2%		3		0	
		All Modes	100.0%		129	17	11	1
SF Superdistrict 4	2.8%	Auto	70.6%	1.48	7	4	1	0
		Transit	18.5%		2		0	
		Walk	0.0%		0		0	
		Other	10.9%		1		0	
		All Modes	100.0%		9	4	1	0
East Bay	1.9%	Auto	64.5%	1.48	4	3	0	0
		Transit	35.5%		2		0	
		Walk	0.0%		0		0	
		Other	0.0%		0		0	
		All Modes	100.0%		6	3	1	0
North Bay	0.7%	Auto	75.2%	1.48	2	1	0	0
		Transit	24.8%		1		0	
		Walk	0.0%		0		0	
		Other	0.0%		0		0	
		All Modes	100.0%		2	1	0	0
South Bay	2.8%	Auto	80.1%	1.48	7	5	1	0
		Transit	19.9%		2		0	
		Walk	0.0%		0		0	
		Other	0.0%		0		0	
		All Modes	100.0%		9	5	1	0
Out of Region	0.0%	Auto	0.0%	1.48	0	0	0	0
		Transit	0.0%		0		0	
		Walk	0.0%		0		0	
		Other	0.0%		0		0	
		All Modes	0.0%		0	0	0	0
All Origins	100.0%	Auto	24.6%	1.48	82	55	7	5
		Transit	10.5%		35		3	
		Walk	62.1%		207		18	
		Other	2.8%		9		1	
		All Modes	100.0%		333	55	29	5

Notes:

[1] SF Guidelines 2019 (General Retail)

[2] Estimated from SF Guidelines 2019 - General Retail

[3] SF Guidelines 2019 Trip Distribution by Mode - General Retail

[4] SF Guidelines 2019 Modal Split - General Retail

1450 Owens Street  
TRIP GENERATION - WEEKDAY  
LAND USE: R&D (WORK TRIPS)

Proposed Size:	131,000 sq.ft.		
<b>DAILY</b>		<b>PM PEAK HOUR</b>	
Person-trip Generation Rate [1]:	8.0 trips/1,000 gsf	Person-trip Generation Rate [1]:	16.0%
Total Person-trips:	1,048 person-trips	Total Person-trips:	168 person-trips
Work Trips [2]:	95%	Work Trips [2]:	96%
	996 person-trips		161 person-trips

Place of Origin	Percent Distribution [3]	Mode of Travel	Percent Distribution [3]	Average Vehicle Occupancy [2]	Daily		PM Peak Hour	
					Person Trips	Vehicle-Trips	Person Trips	Vehicle-Trips
SF Superdistrict 1	8.6%	Auto	23.4%	1.16	20	17	3	3
		Transit	51.9%		45		7	
		Walk	20.7%		18		3	
		Other	4.0%		3		1	
		All Modes	100.0%		86	17	14	3
SF Superdistrict 2	8.6%	Auto	23.4%	1.16	20	17	3	3
		Transit	51.9%		45		7	
		Walk	20.7%		18		3	
		Other	4.0%		3		1	
		All Modes	100.0%		86	17	14	3
SF Superdistrict 3	19.6%	Auto	17.1%	1.16	33	29	5	5
		Transit	57.2%		111		18	
		Walk	23.7%		46		7	
		Other	2.0%		4		1	
		All Modes	100.0%		195	29	31	5
SF Superdistrict 4	8.6%	Auto	23.4%	1.16	20	17	3	3
		Transit	51.9%		45		7	
		Walk	20.7%		18		3	
		Other	4.0%		3		1	
		All Modes	100.0%		86	17	14	3
East Bay	32.0%	Auto	14.9%	1.16	47	41	8	7
		Transit	83.6%		266		43	
		Walk	0.6%		2		0	
		Other	0.8%		3		0	
		All Modes	100.0%		318	41	51	7
North Bay	3.1%	Auto	48.9%	1.16	15	13	2	2
		Transit	44.7%		14		2	
		Walk	2.1%		1		0	
		Other	4.3%		1		0	
		All Modes	100.0%		31	13	5	2
South Bay	16.9%	Auto	50.8%	1.16	86	74	14	12
		Transit	48.4%		82		13	
		Walk	0.4%		1		0	
		Other	0.4%		1		0	
		All Modes	100.0%		169	74	27	12
Out of Region	2.5%	Auto	18.4%	1.16	5	4	1	1
		Transit	76.3%		19		3	
		Walk	0.0%		0		0	
		Other	5.3%		1		0	
		All Modes	100.0%		25	4	4	1
All Origins	100.0%	Auto	24.8%	1.16	247	213	40	34
		Transit	62.9%		626		101	
		Walk	10.3%		103		17	
		Other	2.0%		20		3	
		All Modes	100.0%		996	213	161	34

Notes:

[1] Mission Bay Final SEIR, 1998 - Volume IV, Appendix D - Table D-3 (Research & Development)

[2] Estimated from SF Guidelines 2019 - Office

[3] Mission Bay TMA 2014-2015-2016 Commuter Survey of Mission Bay Employees

1450 Owens Street  
TRIP GENERATION - WEEKDAY  
LAND USE: R&D (NON-WORK TRIPS)

Proposed Size:	131,000 sq.ft.		
<b>DAILY</b>		<b>PM PEAK HOUR</b>	
Person-trip Generation Rate [1]:	8.0 trips/1,000 gsf	Person-trip Generation Rate [1]:	16.0%
Total Person-trips:	1,048 person-trips	Total Person-trips:	168 person-trips
Non-Work Trips [2]:	5%	Non-Work Trips [2]:	4%
	52 person-trips		7 person-trips

Place of Origin	Percent Distribution [3]	Mode of Travel	Percent Distribution [3]	Average Vehicle Occupancy [4]	Daily		PM Peak Hour	
					Person Trips	Vehicle-Trips	Person Trips	Vehicle-Trips
SF Superdistrict 1	25.5%	Auto	0.0%	1.16	0	0	0	0
		Transit	0.0%		0		0	
		Walk	85.9%		11		1	
		Other	14.1%		2		0	
		All Modes	100.0%		13	0	2	0
SF Superdistrict 2	30.6%	Auto	0.0%	1.16	0	0	0	0
		Transit	16.8%		3		0	
		Walk	71.5%		11		1	
		Other	11.7%		2		0	
		All Modes	100.0%		16	0	2	0
SF Superdistrict 3	25.5%	Auto	0.0%	1.16	0	0	0	0
		Transit	0.0%		0		0	
		Walk	85.9%		11		1	
		Other	14.1%		2		0	
		All Modes	100.0%		13	0	2	0
SF Superdistrict 4	5.5%	Auto	34.4%	1.16	1	1	0	0
		Transit	0.0%		0		0	
		Walk	0.0%		0		0	
		Other	65.6%		2		0	
		All Modes	100.0%		3	1	0	0
East Bay	0.0%	Auto	0.0%	1.16	0	0	0	0
		Transit	0.0%		0		0	
		Walk	0.0%		0		0	
		Other	0.0%		0		0	
		All Modes	0.0%		0	0	0	0
North Bay	0.0%	Auto	0.0%	1.16	0	0	0	0
		Transit	0.0%		0		0	
		Walk	0.0%		0		0	
		Other	0.0%		0		0	
		All Modes	0.0%		0	0	0	0
South Bay	13.0%	Auto	100.0%	1.16	7	6	1	1
		Transit	0.0%		0		0	
		Walk	0.0%		0		0	
		Other	0.0%		0		0	
		All Modes	100.0%		7	6	1	1
Out of Region	0.0%	Auto	0.0%	1.16	0	0	0	0
		Transit	0.0%		0		0	
		Walk	0.0%		0		0	
		Other	0.0%		0		0	
		All Modes	0.0%		0	0	0	0
All Origins	100.0%	Auto	14.9%	1.16	8	7	1	1
		Transit	5.1%		3		0	
		Walk	65.6%		34		4	
		Other	14.3%		8		1	
		All Modes	100.0%		52	7	7	1

Notes:

[1] Mission Bay Final SEIR, 1998 - Volume IV, Appendix D - Table D-3 (Research & Development)

[2] Estimated from SF Guidelines 2019 - Office

[3] SF Guidelines 2019 Trip Distribution by Mode - General Office

[4] SF Guidelines 2019 Modal Split - General Office

1450 Owens Street  
TRIP GENERATION - WEEKDAY  
LAND USE: OFFICE (WORK TRIPS)

Proposed Size:	50,000 sq.ft.	PM PEAK HOUR			
DAILY		Person-trip Generation Rate [1]:	15.7 trips/1,000 gsf	Person-trip Generation Rate [1]:	8.9%
Total Person-trips:	785 person-trips	Total Person-trips:	70 person-trips		1.4 trips/1,000 gsf
Work Trips [2]:	95%	Work Trips [2]:	96%		70 person-trips
	746 person-trips		67 person-trips		

Place of Origin	Percent Distribution [3]	Mode of Travel	Percent Distribution [3]	Average Vehicle Occupancy [2]	Daily		PM Peak Hour	
					Person Trips	Vehicle-Trips	Person Trips	Vehicle-Trips
SF Superdistrict 1	8.6%	Auto	23.4%	1.16	15	13	1	1
		Transit	51.9%		33		3	
		Walk	20.7%		13		1	
		Other	4.0%		3		0	
		All Modes	100.0%		64	13	6	1
SF Superdistrict 2	8.6%	Auto	23.4%	1.16	15	13	1	1
		Transit	51.9%		33		3	
		Walk	20.7%		13		1	
		Other	4.0%		3		0	
		All Modes	100.0%		64	13	6	1
SF Superdistrict 3	19.6%	Auto	17.1%	1.16	25	22	2	2
		Transit	57.2%		83		8	
		Walk	23.7%		35		3	
		Other	2.0%		3		0	
		All Modes	100.0%		146	22	13	2
SF Superdistrict 4	8.6%	Auto	23.4%	1.16	15	13	1	1
		Transit	51.9%		33		3	
		Walk	20.7%		13		1	
		Other	4.0%		3		0	
		All Modes	100.0%		64	13	6	1
East Bay	32.0%	Auto	14.9%	1.16	36	31	3	3
		Transit	83.6%		199		18	
		Walk	0.6%		1		0	
		Other	0.8%		2		0	
		All Modes	100.0%		238	31	21	3
North Bay	3.1%	Auto	48.9%	1.16	11	10	1	1
		Transit	44.7%		10		1	
		Walk	2.1%		0		0	
		Other	4.3%		1		0	
		All Modes	100.0%		23	10	2	1
South Bay	16.9%	Auto	50.8%	1.16	64	55	6	5
		Transit	48.4%		61		6	
		Walk	0.4%		0		0	
		Other	0.4%		0		0	
		All Modes	100.0%		126	55	11	5
Out of Region	2.5%	Auto	18.4%	1.16	3	3	0	0
		Transit	76.3%		14		1	
		Walk	0.0%		0		0	
		Other	5.3%		1		0	
		All Modes	100.0%		19	3	2	0
All Origins	100.0%	Auto	24.8%	1.16	185	160	17	14
		Transit	62.9%		469		42	
		Walk	10.3%		77		7	
		Other	2.0%		15		1	
		All Modes	100.0%		746	160	67	14

Notes:

[1] SF Guidelines 2019 (Office)

[2] Estimated from SF Guidelines 2019 - Office

[3] Mission Bay TMA 2014-2015-2016 Commuter Survey of Mission Bay Employees

1450 Owens Street  
TRIP GENERATION - WEEKDAY  
LAND USE: OFFICE (NON-WORK TRIPS)

Proposed Size:	50,000 sq.ft.	PM PEAK HOUR			
DAILY		Person-trip Generation Rate [1]:	15.7 trips/1,000 gsf	Person-trip Generation Rate [1]:	8.9%
Total Person-trips:	785 person-trips	Total Person-trips:	70 person-trips		1.4 trips/1,000 gsf
Non-Work Trips [2]:	5%	Non-Work Trips [2]:	4%		70 person-trips
	39 person-trips		3 person-trips		

Place of Origin	Percent Distribution [3]	Mode of Travel	Percent Distribution [4]	Average Vehicle Occupancy [3]	Daily		PM Peak Hour	
					Person Trips	Vehicle-Trips	Person Trips	Vehicle-Trips
SF Superdistrict 1	25.5%	Auto	0.0%	1.16	0	0	0	0
		Transit	0.0%		0		0	
		Walk	85.9%		9		1	
		Other	14.1%		1		0	
		All Modes	100.0%		10	0	1	0
SF Superdistrict 2	30.6%	Auto	0.0%	1.16	0	0	0	0
		Transit	16.8%		2		0	
		Walk	71.5%		9		1	
		Other	11.7%		1		0	
		All Modes	100.0%		12	0	1	0
SF Superdistrict 3	25.5%	Auto	0.0%	1.16	0	0	0	0
		Transit	0.0%		0		0	
		Walk	85.9%		9		1	
		Other	14.1%		1		0	
		All Modes	100.0%		10	0	1	0
SF Superdistrict 4	5.5%	Auto	34.4%	1.16	1	1	0	0
		Transit	0.0%		0		0	
		Walk	0.0%		0		0	
		Other	65.6%		1		0	
		All Modes	100.0%		2	1	0	0
East Bay	0.0%	Auto	0.0%	1.16	0	0	0	0
		Transit	0.0%		0		0	
		Walk	0.0%		0		0	
		Other	0.0%		0		0	
		All Modes	0.0%		0	0	0	0
North Bay	0.0%	Auto	0.0%	1.16	0	0	0	0
		Transit	0.0%		0		0	
		Walk	0.0%		0		0	
		Other	0.0%		0		0	
		All Modes	0.0%		0	0	0	0
South Bay	13.0%	Auto	100.0%	1.16	5	4	0	0
		Transit	0.0%		0		0	
		Walk	0.0%		0		0	
		Other	0.0%		0		0	
		All Modes	100.0%		5	4	0	0
Out of Region	0.0%	Auto	0.0%	1.16	0	0	0	0
		Transit	0.0%		0		0	
		Walk	0.0%		0		0	
		Other	0.0%		0		0	
		All Modes	0.0%		0	0	0	0
All Origins	100.0%	Auto	14.9%	1.16	6	5	0	0
		Transit	5.1%		2		0	
		Walk	65.6%		26		2	
		Other	14.3%		6		0	
		All Modes	100.0%		39	5	3	0

Notes:

[1] SF Guidelines 2019 (Office)

[2] Estimated from SF Guidelines 2019 - Office

[3] SF Guidelines 2019 Trip Distribution by Mode - General Office

[4] SF Guidelines 2019 Modal Split - General Office

1450 Owens Street

## TRIP GENERATION - WEEKDAY

## SUMMARY OF TRANSIT TRIPS AND COMMERCIAL VEHICLES

Transit Operator	Daily Transit Trips <sup>[a]</sup>	
	% TMA <sup>[b]</sup>	Person Trips
BART+MB Shuttle	37%	436
BART+Walk/Bike	6%	74
Muni+MB Shuttle	9%	106
Muni+Walk/Bike	12%	134
Caltrain+MB Shuttle	5%	62
Caltrain+Walk/Bike	11%	124
Other Transit+MB Shuttle	3%	42
Walk+MB Shuttle	8%	90
Walk/Transit+UC/Other Shuttle	9%	102
<b>Total</b>	<b>100%</b>	<b>1,170</b>

## Commercial/Service Vehicle Demand

Land Use	GSF	Daily Rate	Daily Truck Trips <sup>[a]</sup>	Peak Hour Truck Spaces
R&D	131,000	0.21	28	1.6
Office	50,000	0.21	10	0.6
Retail	2,600	0.22	2	0.1
<b>Total</b>	<b>183,600</b>		<b>40</b>	<b>2.3</b>

Vehicle Mode	% TMA <sup>[b]</sup>	Daily Vehicle Trips <sup>[a]</sup>		
		Work	Visitor	Total
Drive Alone	77%	292	20	312
Carpool/Vanpool/Drop-off	19%	74	6	80
Taxi/Uber/Lyft	4%	16	2	18
Service/Delivery Vans and Trucks			40	40
<b>Total</b>	<b>100%</b>	<b>382</b>	<b>68</b>	<b>450</b>

[a] Daily trips are one-way (i.e. one inbound and one outbound = two trips)

[b] Mission Bay TMA 2014-2015-2016 Commuter Survey of Mission Bay Employees

## Passenger loading

Daily  
PM peak hour

## Demand

98 vehicle trips  
12 vehicle trips

Peak 15 minutes

1 spaces



## MISSION BAY SOUTH AREA – 1998 MISSION BAY PROJECT FEIR

## 1998 Mission Bay SEIR - Combination of Variants

TRAVEL DEMAND		Daily				PM Peak Hour					
		Person Trips				Vehicle-Trips	Person Trips				Vehicle-Trips
Land Use Type	Intensity	Auto	Transit	Walk/Other	Total		Auto	Transit	Walk/Other	Total	
TOTAL MISSION BAY		178,823	61,692	45,430	285,945	111,753	18,904	6,746	4,913	30,563	13,068
NORTH AREA											
Retail	312,000 sq.ft.	26,281	10,233	7,825	44,338	10,297	1,051	409	313	1,774	412
Restaurant	100,000 sq.ft.	13,052	4,376	1,843	19,272	4,391	1,762	591	249	2,602	593
Residential	3,000 units	12,948	5,682	6,570	25,200	11,100	2,240	983	1,137	4,360	1,920
Office	0 sq.ft.				0					0	
Movie Theater	6,500 seats	12,080	6,955	3,054	22,089	5,267	910	524	230	1,664	397
Total North Area		64,360	27,246	19,292	110,899	31,055	5,963	2,507	1,928	10,398	3,322
SOUTH AREA											
Retail	257,000 sq.ft.	22,199	4,444	6,885	33,528	11,392	888	178	275	1,341	456
Hotel	500 rooms	2,661	424	239	3,325	1,377	253	40	23	316	131
Residential	3,090 units	14,535	5,661	5,945	26,141	12,485	2,515	979	1,029	4,522	2,160
Office	3,310,500 sq.ft.	35,430	12,489	7,857	55,776	26,912	3,933	1,386	872	6,191	2,987
R&D	3,310,500 sq.ft.	15,353	5,412	3,405	24,170	11,662	2,456	866	545	3,867	1,866
Large Retail	128,000 sq.ft.	10,844	1,402	0	12,246	5,535	976	126	0	1,102	498
UCSF R&Acad.	2,650,000 sq.ft.	12,473	4,327	1,577	18,377	10,825	1,872	649	230	2,751	1,623
SFUSD School	500 student	968	287	229	1,484	509	48	14	11	74	25
Total South Area		114,463	34,446	26,137	175,046	80,697	12,941	4,239	2,985	20,165	9,746
Central Subarea											
Retail	167,000 sq.ft.	14,425	2,888	4,474	21,787	7,403	577	116	179	871	296
Hotel	500 rooms	2,661	424	239	3,325	1,377	253	40	23	316	131
Residential	3,090 units	14,535	5,661	5,945	26,141	12,485	2,515	979	1,029	4,522	2,160
Subtotal		31,622	8,973	10,659	51,253	21,264	3,344	1,135	1,230	5,710	2,587
East Subarea											
Office	1,706,000 sq.ft.	18,258	6,436	4,049	28,743	13,869	2,027	714	449	3,190	1,539
Retail	67,000 sq.ft.	5,787	1,159	1,795	8,741	2,970	231	46	72	350	119
R&D	1,706,000 sq.ft.	7,912	2,789	1,755	12,455	6,010	1,266	446	281	1,993	962
Large Retail	78,000 sq.ft.	6,608	854	0	7,462	3,373	595	77	0	672	304
Subtotal		38,565	11,238	7,598	57,401	26,221	4,119	1,284	802	6,205	2,923
West Subarea											
Office	1,604,500 sq.ft.	17,172	6,053	3,808	27,033	13,043	1,906	672	423	3,001	1,448
Retail	23,000 sq.ft.	1,987	398	616	3,001	1,020	79	16	25	120	41
R&D	1,604,500 sq.ft.	7,441	2,623	1,650	11,714	5,652	1,191	420	264	1,874	904
Large Retail	50,000 sq.ft.	4,236	548	0	4,784	2,162	381	49	0	431	195
Subtotal		30,836	9,621	6,074	46,531	21,877	3,557	1,157	711	5,425	2,588
UCSF Subarea											
UCSF R&Acad.	2,650,000 sq.ft.	12,473	4,327	1,577	18,377	10,825	1,872	649	230	2,751	1,623
SFUSD School	500 student	968	287	229	1,484	509	48	14	11	74	25
Subtotal		13,441	4,614	1,806	19,861	11,335	1,920	663	241	2,825	1,648

## GS WARRIORS EVENT CENTER AND MIXED-USE DEVELOPMENT

## Golden State Warriors

## PHASE 1 TRIP GENERATION - WEEKDAY WITHOUT EVENT (EIR Rates)

## FINAL SUMMARY OF TRIPS

GSW Event Center Only Mode	Daily Person Trips			4-6 PM Peak Hour Person Trips		
	No Event	Basketball	Convention	No Event	Basketball	Convention
Auto	71	20,398	5,862	6	731	633
Transit	162	13,866	7,252	13	872	772
Taxi/Coach		1,277	13,491		33	1,483
Bike		725			19	
Walk	21	1,613	672	2	113	71
Other	9	249	1,411	1	35	154
<b>Total</b>	<b>263</b>	<b>38,128</b>	<b>28,688</b>	<b>22</b>	<b>1,803</b>	<b>3,113</b>
Vehicle Trips	55	8,589	3,921	5	390	423
<i>Avg. veh occup.</i>	<i>1.29</i>	<i>2.52</i>	<i>4.94</i>	<i>1.20</i>	<i>1.96</i>	<i>5.00</i>
Auto	71	20,398	5,862	6	731	633
Transit	162	13,866	20,743	13	872	2,255
Other	30	3,864	2,083	3	200	225
<b>Total</b>	<b>263</b>	<b>38,128</b>	<b>28,688</b>	<b>22</b>	<b>1,803</b>	<b>3,113</b>

% of transit taxi/coach

65%

66%

Distribution	Arena Daily Vehicle Trips		
	No Event	Basketball	Convention
SF Superdistrict 1	2	714	1,182
SF Superdistrict 2	4	337	174
SF Superdistrict 3	9	423	136
SF Superdistrict 4	4	441	164
East Bay	10	2,511	358
North Bay	3	1,086	338
South Bay	22	2,913	1,179
Out of Region	1	164	390
<b>Total</b>	<b>55</b>	<b>8,589</b>	<b>3,921</b>
<i>Check</i>	<i>55</i>	<i>8,589</i>	<i>3,921</i>

## MISSION BAY SOUTH AREA – EXISTING + CONSTRUCTION + PLANNED



**Total Mission Bay Area South  
Daily and PM Peak Hour Trips**

	Weekday Daily Trips								Weekday PM Peak Hour Trips							
	1998 Mission Bay SEIR - Combination of Variants	Existing plus Construction plus Planned	Existing plus Construction plus Planned minus 1998 MB SEIR		Existing plus Construction plus Planned plus Project	Proposed Project	Existing plus Construction plus Planned plus Project minus 1998 MB SEIR		1998 Mission Bay SEIR - Combination of Variants	Existing plus Construction plus Planned	Existing plus Construction plus Planned minus 1998 MB SEIR		Existing plus Construction plus Planned plus Project	Proposed Project	Existing plus Construction plus Planned plus Project minus 1998 MB SEIR	
<b>No Event</b>																
Auto Person Trips	114,463	57,884	-56,579	-49%	58,428	543	-56,036	-49%	12,941	6,789	-6,152	-48%	6,856	67	-6,085	-47%
Public Transit	34,446	35,861	1,415	4%	36,409	548	1,963	6%	4,239	4,606	367	9%	4,674	68	435	10%
Shuttle/Motor Coach		23,732	23,732		24,388	656	24,388			3,162	3,162		3,247	86	3,247	
Other Person Trips	26,137	34,056	7,918	30%	34,536	480	8,398	32%	2,985	3,730	745	25%	3,784	54	799	27%
<b>Total Person Trips</b>	<b>175,046</b>	<b>151,533</b>	<b>-23,514</b>	<b>-13%</b>	<b>153,760</b>	<b>2,228</b>	<b>-21,286</b>	<b>-12%</b>	<b>20,165</b>	<b>18,287</b>	<b>-1,878</b>	<b>-9%</b>	<b>18,562</b>	<b>274</b>	<b>-1,604</b>	<b>-8%</b>
<i>Vehicle trips</i>	<i>80,697</i>	<i>47,203</i>	<i>-33,494</i>	<i>-42%</i>	<i>47,657</i>	<i>454</i>	<i>-33,040</i>	<i>-41%</i>	<i>9,746</i>	<i>5,999</i>	<i>-3,747</i>	<i>-38%</i>	<i>6,056</i>	<i>56</i>	<i>-3,691</i>	<i>-38%</i>
<b>Basketball Game</b>																
Auto Person Trips	114,463	78,211	-36,252	-32%	78,755	543	-35,709	-31%	12,941	7,514	-5,427	-42%	7,581	67	-5,360	-41%
Public Transit	34,446	47,565	13,119	38%	48,113	548	13,667	40%	4,239	5,465	1,226	29%	5,533	68	1,294	31%
Shuttle/Motor Coach		25,732	25,732		26,388	656	26,388			3,162	3,162		3,247	86	3,247	
Other Person Trips	26,137	37,890	11,752	45%	38,370	480	12,232	47%	2,985	3,927	942	32%	3,981	54	996	33%
<b>Total Person Trips</b>	<b>175,046</b>	<b>189,398</b>	<b>14,351</b>	<b>8%</b>	<b>191,625</b>	<b>2,228</b>	<b>16,579</b>	<b>9%</b>	<b>20,165</b>	<b>20,068</b>	<b>-97</b>	<b>0%</b>	<b>20,343</b>	<b>274</b>	<b>177</b>	<b>1%</b>
<i>Vehicle trips</i>	<i>80,697</i>	<i>55,737</i>	<i>-24,960</i>	<i>-31%</i>	<i>56,191</i>	<i>454</i>	<i>-24,506</i>	<i>-30%</i>	<i>9,746</i>	<i>6,384</i>	<i>-3,362</i>	<i>-34%</i>	<i>6,441</i>	<i>56</i>	<i>-3,306</i>	<i>-34%</i>
<b>Convention Event</b>																
Auto Person Trips	114,463	63,675	-50,788	-44%	64,219	543	-50,245	-44%	12,941	7,416	-5,525	-43%	7,483	67	-5,458	-42%
Public Transit	34,446	42,951	8,505	25%	43,499	548	9,053	26%	4,239	5,365	1,126	27%	5,433	68	1,194	28%
Shuttle/Motor Coach		37,223	37,223		37,879	656	37,879			4,645	4,645		4,730	86	4,730	
Other Person Trips	26,137	36,109	9,971	38%	36,589	480	10,451	40%	2,985	3,952	967	32%	4,006	54	1,021	34%
<b>Total Person Trips</b>	<b>175,046</b>	<b>179,958</b>	<b>4,911</b>	<b>3%</b>	<b>182,185</b>	<b>2,228</b>	<b>7,139</b>	<b>4%</b>	<b>20,165</b>	<b>21,378</b>	<b>1,213</b>	<b>6%</b>	<b>21,653</b>	<b>274</b>	<b>1,487</b>	<b>7%</b>
<i>Vehicle trips</i>	<i>80,697</i>	<i>51,069</i>	<i>-29,628</i>	<i>-37%</i>	<i>51,523</i>	<i>454</i>	<i>-29,174</i>	<i>-36%</i>	<i>9,746</i>	<i>6,417</i>	<i>-3,329</i>	<i>-34%</i>	<i>6,474</i>	<i>56</i>	<i>-3,273</i>	<i>-34%</i>

Approximately 60% of non-UCSF workers using transit arrive at MB via shuttle; work trips represent about 50% of daily trips and 55% of PM peak hour trips

Approximately 40% of UCSF workers, patients and visitors using transit arrive at MB via shuttle

Approximately 66% of transit at a convention event arrive via coach

**Total Mission Bay Area South  
Weekday Daily**

	Resident. units	Hotel/ Resident. rooms	Office	R&D	Retail	SF USD Block 14	Subtotal	UCSF Site	Subtotal with UCSF	Childcare	Public Safety Block 8	Subtotal w/ Child & Blk 8	Arena w/out Event	Arena with Basketball	Arena with Convention	TOTAL w/out Event	TOTAL with Basketball	TOTAL with Convention
<b>1998 Mission Bay SEIR - Combination of Variants</b>																		
Auto Person Trips	14,535	2,661	35,430	15,353	33,043	968	101,990	12,473	114,463			114,463				114,463	114,463	114,463
Transit Person Trips	5,661	424	12,489	5,412	5,846	287	30,119	4,327	34,446			34,446				34,446	34,446	34,446
Other Person Trips	5,945	239	7,857	3,405	6,885	229	24,560	1,577	26,137			26,137				26,137	26,137	26,137
<b>Total Person Trips</b>	<b>26,141</b>	<b>3,325</b>	<b>55,776</b>	<b>24,170</b>	<b>45,774</b>	<b>1,484</b>	<b>166,670</b>	<b>18,377</b>	<b>175,046</b>	<b>0</b>	<b>0</b>	<b>175,046</b>	<b>0</b>	<b>0</b>	<b>0</b>	<b>175,046</b>	<b>175,046</b>	<b>175,046</b>
<i>Vehicle trips</i>	<i>12,485</i>	<i>1,377</i>	<i>26,912</i>	<i>11,662</i>	<i>16,928</i>	<i>509</i>	<i>69,872</i>	<i>10,825</i>	<i>80,697</i>			<i>80,697</i>				<i>80,697</i>	<i>80,697</i>	<i>80,697</i>
<b>Existing plus Construction plus Planned</b>																		
Auto Person Trips	10,881	1,506	6,219	3,169	8,586	334	30,696	25,089	55,785	107	1,921	57,813	71	20,398	5,862	57,884	78,211	63,675
Transit Person Trips																		
- Public Transit	7,502	894	6,431	3,277	5,831	400	24,335	10,852	35,188	47	464	35,699	162	11,866	7,252	35,861	47,565	42,951
- Shuttle/Motor Coach	3,215	108	8,525	4,344	577	327	17,096	6,634	23,730	1		23,732		2,000	13,491	23,732	25,732	37,223
Total Transit	10,718	1,002	14,956	7,621	6,408	727	41,432	17,486	58,918	49	464	59,431	162	13,866	20,743	59,593	73,297	80,174
Other Person Trips	5,558	976	2,916	1,486	16,872	439	28,247	5,436	33,683	23	320	34,026	30	3,864	2,083	34,056	37,890	36,109
<b>Total Person Trips</b>	<b>27,158</b>	<b>3,484</b>	<b>24,091</b>	<b>12,276</b>	<b>31,866</b>	<b>1,500</b>	<b>100,375</b>	<b>48,012</b>	<b>148,386</b>	<b>178</b>	<b>2,705</b>	<b>151,270</b>	<b>263</b>	<b>38,128</b>	<b>28,688</b>	<b>151,533</b>	<b>189,398</b>	<b>179,958</b>
<i>Vehicle trips</i>	<i>7,655</i>	<i>1,016</i>	<i>5,379</i>	<i>2,741</i>	<i>5,794</i>	<i>289</i>	<i>22,875</i>	<i>22,735</i>	<i>45,610</i>	<i>93</i>	<i>1,446</i>	<i>47,148</i>	<i>55</i>	<i>8,589</i>	<i>3,921</i>	<i>47,203</i>	<i>55,737</i>	<i>51,069</i>
<b>Existing plus Construction plus Planned minus 1998 MB SEIR</b>																		
Auto Person Trips	-3,654	-1,155	-29,211	-12,184	-24,457	-633	-71,294	12,616	-58,678	107	1,921	-56,650	71	20,398	5,862	-56,579	-36,252	-50,788
Public Transit Trips	1,842	470	-6,058	-2,135	-15	112	-5,784	6,526	742	47	464	1,253	162	11,866	7,252	1,415	13,119	8,505
Shuttle/Mtr Coach Tr	3,215	108	8,525	4,344	577	327	17,096	6,634	23,730	1	0	23,732	0	2,000	13,491	23,732	25,732	37,223
Other Person Trips	-387	737	-4,941	-1,919	9,987	210	3,687	3,859	7,546	23	320	7,888	30	3,864	2,083	7,918	11,752	9,971
<b>Total Person Trips</b>	<b>1,016</b>	<b>159</b>	<b>-31,685</b>	<b>-11,894</b>	<b>-13,908</b>	<b>16</b>	<b>-56,295</b>	<b>29,635</b>	<b>-26,660</b>	<b>178</b>	<b>2,705</b>	<b>-23,777</b>	<b>263</b>	<b>38,128</b>	<b>28,688</b>	<b>-23,514</b>	<b>14,351</b>	<b>4,911</b>
<i>Vehicle trips</i>	<i>-4,830</i>	<i>-360</i>	<i>-21,533</i>	<i>-8,921</i>	<i>-11,133</i>	<i>-220</i>	<i>-46,997</i>	<i>11,910</i>	<i>-35,088</i>	<i>93</i>	<i>1,446</i>	<i>-33,549</i>	<i>55</i>	<i>8,589</i>	<i>3,921</i>	<i>-33,494</i>	<i>-24,960</i>	<i>-29,628</i>
<b>Existing plus Construction plus Planned plus Project</b>																		
Auto Person Trips	10,881	1,506	6,432	3,415	8,670	334	31,239	25,089	56,329	107	1,921	58,357	71	20,398	5,862	58,428	78,755	64,219
Transit Person Trips																		
- Public Transit	7,502	894	6,662	3,537	5,888	400	24,883	10,852	35,736	47	464	36,247	162	11,866	7,252	36,409	48,113	43,499
- Shuttle/Motor Coach	3,215	108	8,831	4,689	582	327	17,753	6,634	24,387	1		24,388		2,000	13,491	24,388	26,388	37,879
Total Transit	10,718	1,002	15,493	8,226	6,471	727	42,636	17,486	60,122	49	464	60,635	162	13,866	20,743	60,797	74,501	81,378
Other Person Trips	5,558	976	3,081	1,636	17,038	439	28,727	5,436	34,163	23	320	34,506	30	3,864	2,083	34,536	38,370	36,589
<b>Total Person Trips</b>	<b>27,158</b>	<b>3,484</b>	<b>25,006</b>	<b>13,277</b>	<b>32,178</b>	<b>1,500</b>	<b>102,602</b>	<b>48,012</b>	<b>150,614</b>	<b>178</b>	<b>2,705</b>	<b>153,497</b>	<b>263</b>	<b>38,128</b>	<b>28,688</b>	<b>153,760</b>	<b>191,625</b>	<b>182,185</b>
<i>Vehicle trips</i>	<i>7,655</i>	<i>1,016</i>	<i>5,563</i>	<i>2,954</i>	<i>5,851</i>	<i>289</i>	<i>23,329</i>	<i>22,735</i>	<i>46,064</i>	<i>93</i>	<i>1,446</i>	<i>47,602</i>	<i>55</i>	<i>8,589</i>	<i>3,921</i>	<i>47,657</i>	<i>56,191</i>	<i>51,523</i>
<b>Existing plus Construction plus Planned plus Project minus 1998 MB SEIR</b>																		
Auto Person Trips	-3,654	-1,155	-28,998	-11,938	-24,373	-633	-70,751	12,616	-58,135	107	1,921	-56,107	71	20,398	5,862	-56,036	-35,709	-50,245
Public Transit Trips	1,842	470	-5,827	-1,875	42	112	-5,236	6,526	1,290	47	464	1,801	162	11,866	7,252	1,963	13,667	9,053
Shuttle/Mtr Coach Tr	3,215	108	8,831	4,689	582	327	17,753	6,634	24,387	1	0	24,388	0	2,000	13,491	24,388	26,388	37,879
Other Person Trips	-387	737	-4,776	-1,769	10,153	210	4,167	3,859	8,026	23	320	8,368	30	3,864	2,083	8,398	12,232	10,451
<b>Total Person Trips</b>	<b>1,016</b>	<b>159</b>	<b>-30,770</b>	<b>-10,893</b>	<b>-13,596</b>	<b>16</b>	<b>-54,067</b>	<b>29,635</b>	<b>-24,433</b>	<b>178</b>	<b>2,705</b>	<b>-21,549</b>	<b>263</b>	<b>38,128</b>	<b>28,688</b>	<b>-21,286</b>	<b>16,579</b>	<b>7,139</b>
<i>Vehicle trips</i>	<i>-4,830</i>	<i>-360</i>	<i>-21,349</i>	<i>-8,708</i>	<i>-11,077</i>	<i>-220</i>	<i>-46,543</i>	<i>11,910</i>	<i>-34,634</i>	<i>93</i>	<i>1,446</i>	<i>-33,095</i>	<i>55</i>	<i>8,589</i>	<i>3,921</i>	<i>-33,040</i>	<i>-24,506</i>	<i>-29,174</i>

**Total Mission Bay Area South  
Weekday PM Peak Hour**

	Resident. units	Hotel/ Resident. rooms	Office	R&D	Retail	SF USD Block 14	Subtotal	UCSF Site	Subtotal with UCSF	Childcare	Public Safety Block 8	Subtotal w/ Child & Blk 8	Arena w/out Event	Arena with Basketball	Arena with Convention	TOTAL w/out Event	TOTAL with Basketball	TOTAL with Convention
<b>1998 Mission Bay SEIR - Combination of Variants</b>																		
Auto Person Trips	2,515	253	3,933	2,456	1,864	48	11,069	1,872	12,941			12,941				12,941	12,941	12,941
Transit Person Trips	979	40	1,386	866	304	14	3,590	649	4,239			4,239				4,239	4,239	4,239
Walk/Other Person Trips	1,029	23	872	545	275	11	2,755	230	2,985			2,985				2,985	2,985	2,985
<b>Total Person Trips</b>	<b>4,522</b>	<b>316</b>	<b>6,191</b>	<b>3,867</b>	<b>2,443</b>	<b>74</b>	<b>17,414</b>	<b>2,751</b>	<b>20,165</b>	<b>0</b>	<b>0</b>	<b>20,165</b>	<b>0</b>	<b>0</b>	<b>0</b>	<b>20,165</b>	<b>20,165</b>	<b>20,165</b>
Vehicle trips	2,160	131	2,987	1,866	954	25	8,123	1,623	9,746			9,746				9,746	9,746	9,746
<b>Existing plus Construction plus Planned</b>																		
Auto Person Trips	987	107	580	530	800	17	3,022	3,493	6,515	10	259	6,783	6	731	633	6,789	7,514	7,416
Transit Person Trips																		
- Public Transit	689	68	600	549	567	20	2,494	2,032	4,526	4	63	4,593	13	872	772	4,606	5,465	5,365
- Shuttle/Motor Coach	295	10	816	746	64	16	1,948	1,214	3,162	0		3,162			1,483	3,162	3,162	4,645
Total Transit	984	79	1,416	1,295	632	36	4,441	3,246	7,687	4	63	7,755	13	872	2,255	7,768	8,627	10,010
Walk/Other Person Trips	514	70	291	266	1,615	22	2,778	904	3,682	2	43	3,727	3	200	225	3,730	3,927	3,952
<b>Total Person Trips</b>	<b>2,485</b>	<b>256</b>	<b>2,287</b>	<b>2,091</b>	<b>3,047</b>	<b>75</b>	<b>10,241</b>	<b>7,643</b>	<b>17,894</b>	<b>16</b>	<b>365</b>	<b>18,265</b>	<b>22</b>	<b>1,803</b>	<b>3,113</b>	<b>18,287</b>	<b>20,068</b>	<b>21,378</b>
Vehicle trips	694	72	502	459	540	14	2,282	3,508	5,790	8	196	5,994	5	390	423	5,999	6,384	6,417
<b>Existing plus Construction plus Planned minus 1998 MB SEIR</b>																		
Auto Person Trips	-1,528	-145	-3,353	-1,926	-1,064	-32	-8,047	1,621	-6,426	10	259	-6,158	6	731	633	-6,152	-5,427	-5,525
Public Transit Trips	-291	28	-786	-317	263	6	-1,097	1,383	286	4	63	354	13	872	772	367	1,226	1,126
Shuttle/Mtr Coach Trips	295	10	816	746	64	16	1,948	1,214	3,162	0	0	3,162	0	0	1,483	3,162	3,162	4,645
Other Person Trips	-514	48	-581	-279	1,340	10	23	674	697	2	43	742	3	200	225	745	942	967
<b>Total Person Trips</b>	<b>-2,037</b>	<b>-60</b>	<b>-3,904</b>	<b>-1,776</b>	<b>604</b>	<b>1</b>	<b>-7,173</b>	<b>4,892</b>	<b>-2,281</b>	<b>16</b>	<b>365</b>	<b>-1,900</b>	<b>22</b>	<b>1,803</b>	<b>3,113</b>	<b>-1,878</b>	<b>-97</b>	<b>1,213</b>
Vehicle trips	-1,465	-58	-2,485	-1,407	-414	-11	-5,841	1,885	-3,956	8	196	-3,752	5	390	423	-3,747	-3,362	-3,329
<b>Existing plus Construction plus Planned plus Project</b>																		
Auto Person Trips	987	107	599	571	808	17	3,089	3,493	6,582	10	259	6,850	6	731	633	6,856	7,581	7,483
Transit Person Trips																		
- Public Transit	689	68	621	591	573	20	2,562	2,032	4,594	4	63	4,661	13	872	772	4,674	5,533	5,433
- Shuttle/Motor Coach	295	10	843	803	65	16	2,033	1,214	3,247	0		3,247			1,483	3,247	3,247	4,730
Total Transit	984	79	1,464	1,394	638	36	4,595	3,246	7,841	4	63	7,908	13	872	2,255	7,921	8,780	10,163
Walk/Other Person Trips	514	70	304	290	1,631	22	2,832	904	3,736	2	43	3,781	3	200	225	3,784	3,981	4,006
<b>Total Person Trips</b>	<b>2,485</b>	<b>256</b>	<b>2,367</b>	<b>2,255</b>	<b>3,077</b>	<b>75</b>	<b>10,516</b>	<b>7,643</b>	<b>18,159</b>	<b>16</b>	<b>365</b>	<b>18,540</b>	<b>22</b>	<b>1,803</b>	<b>3,113</b>	<b>18,562</b>	<b>20,343</b>	<b>21,653</b>
Vehicle trips	694	72	518	494	545	14	2,338	3,508	5,846	8	196	6,051	5	390	423	6,056	6,441	6,474
<b>Existing plus Construction plus Planned plus Project minus 1998 MB SEIR</b>																		
Auto Person Trips	-1,528	-145	-3,334	-1,886	-1,056	-32	-7,980	1,621	-6,359	10	259	-6,091	6	731	633	-6,085	-5,360	-5,458
Public Transit Trips	-291	28	-766	-275	269	6	-1,028	1,383	355	4	63	422	13	872	772	435	1,294	1,194
Shuttle/Mtr Coach Trips	295	10	843	803	65	16	2,033	1,214	3,247	0	0	3,247	0	0	1,483	3,247	3,247	4,730
Other Person Trips	-514	48	-568	-255	1,356	10	77	674	751	2	43	796	3	200	225	799	996	1,021
<b>Total Person Trips</b>	<b>-2,037</b>	<b>-60</b>	<b>-8,824</b>	<b>-1,612</b>	<b>634</b>	<b>1</b>	<b>-6,898</b>	<b>4,892</b>	<b>-2,006</b>	<b>16</b>	<b>365</b>	<b>-1,626</b>	<b>22</b>	<b>1,803</b>	<b>3,113</b>	<b>-1,604</b>	<b>177</b>	<b>1,487</b>
Vehicle trips	-1,465	-58	-2,469	-1,372	-409	-11	-5,785	1,885	-3,900	8	196	-3,696	5	390	423	-3,691	-3,306	-3,273

# APPENDIX C

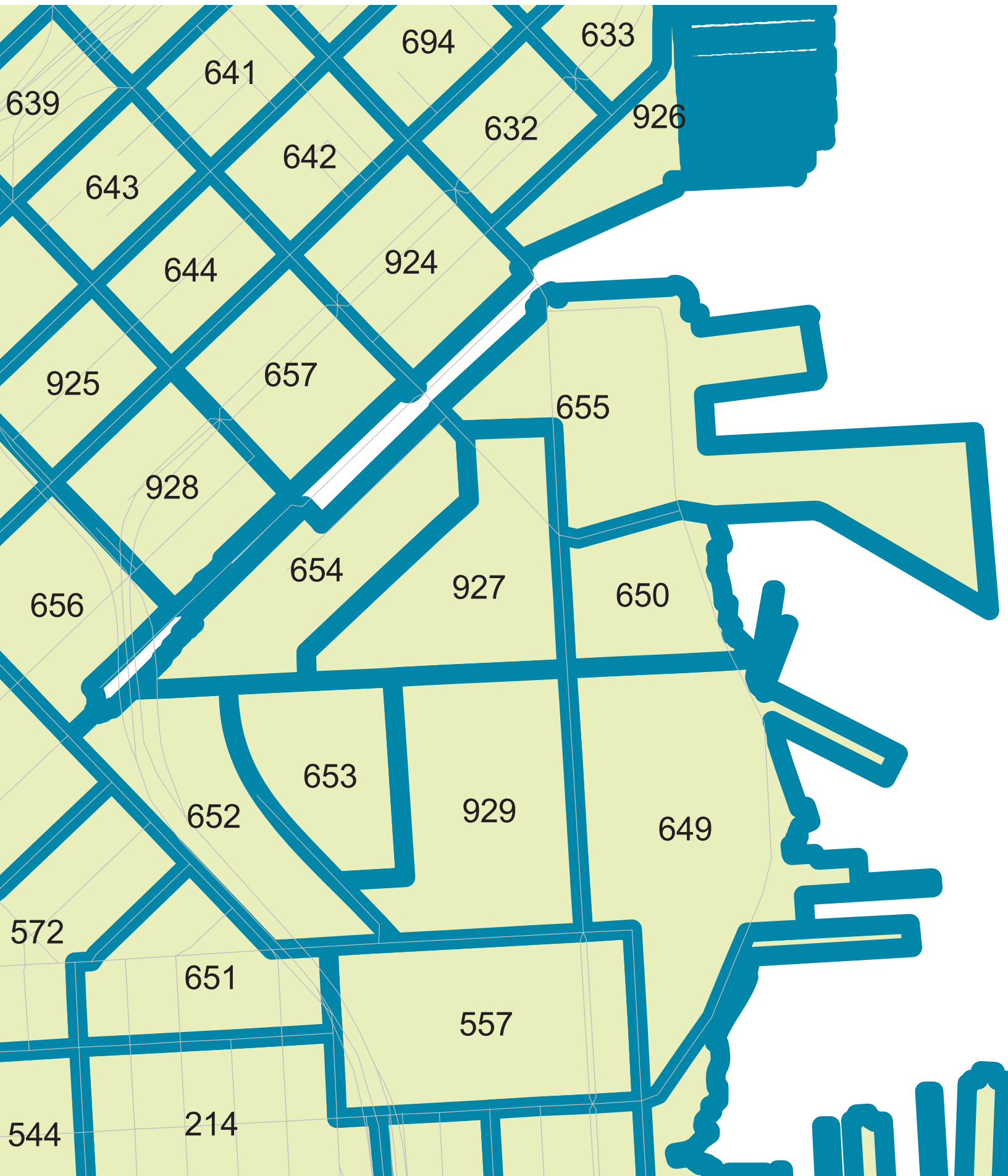
## VEHICLE MILES OF TRAVEL

---

### Total Mission Bay Area South

	Weekday Vehicle Miles of Travel						
	1998 Mission Bay SEIR - Combination of Variants	Existing plus Construction plus Planned	Existing plus Construction plus Planned minus 1998 MB SEIR		Existing plus Construction plus Planned plus Project	Existing plus Construction plus Planned plus Project minus 1998 MB SEIR	
<b>No Event</b>							
Vehicle trips	80,697	47,203	-33,494	-42%	47,657	-33,040	-41%
Vehicle Miles of Travel	1,264,971	706,416	-558,555	-44%	714,074	-550,897	-44%
Avg Distance (miles)	15.7	15.0			15.0		
<b>Basketball Game</b>							
Vehicle trips	80,697	55,737	-24,960	-31%	56,191	-24,506	-30%
Vehicle Miles of Travel	1,264,971	732,018	-532,953	-42%	739,676	-525,295	-42%
Avg Distance (miles)	15.7	13.1			13.2		
<b>Convention Event</b>							
Vehicle trips	80,697	51,069	-29,628	-37%	51,523	-29,174	-36%
Vehicle Miles of Travel	1,264,971	718,014	-546,957	-43%	725,672	-539,299	-43%
Avg Distance (miles)	15.7	14.1			14.1		





Mission Bay South Area  
VMT Analysis

TAZ	RESIDENTIAL			WORK			RETAIL		
	Daily HH VMT	Population	Daily Resid. VMT / pers.	Daily Work VMT	Total Jobs	Daily Work VMT / job	Daily Retail VMT	Total Retail Size	Daily Retail VMT / size
<b>EXISTING (2012)</b>									
557	0	0	7.4	0	0	13.8	0	0	11.9
649	368	90	6.0	27,116	1,922	14.2	4,412	50	14.5
650	93	63	3.3	351	38	12.6	997	76	11.7
652	0	0	6.2	24,864	1,858	13.8	3,685	9	13.7
653	0	1	5.7	2,094	144	13.8	227	0	14.4
654	86	53	3.3	0	0	12.7	163	18	10.2
927	1,308	311	3.3	447	37	12.4	2,165	214	11.2
929	2,480	597	5.1	37,014	2,604	13.8	7,415	788	10.5
Bay Area	119,608,051	6,971,890	17.2	64,585,328	3,386,476	19.1	76,063,438	5,116,178	14.9
San Francisco	6,620,632	787,253	8.4	5,342,571	569,926	9.4	5,654,234	700,134	8.1
<i>Regional minus 15%</i>			<b>14.6</b>			<b>16.2</b>			<b>12.6</b>
All of Mission Bay South	4,336	1,115	<b>4.7</b>	91,885	6,603	<b>13.2</b>	19,063	1,155	<b>11.6</b>
<b>YEAR 2040</b>									
557	0	0	4.0	69,262	6,465	9.3	35,779	2,337	11.7
649	244	101	3.3	102,529	10,644	9.2	19,961	310	12.6
650	2,010	594	2.4	8,931	944	8.9	3,992	370	12.2
652	0	0	3.3	25,086	2,958	9.2	4,889	27	11.2
653	2,212	887	3.1	14,175	1,712	9.2	6,781	800	10.8
654	3,877	1,482	2.4	130	28	8.8	6,273	855	11.3
927	7,327	3,050	2.4	1,865	250	8.6	13,967	1,956	11.5
929	1,500	610	3.1	71,921	8,526	9.2	15,681	831	11.1
Bay Area	146,462,934	9,110,597	16.1	76,866,383	4,516,327	17.0	94,667,279	6,496,335	14.6
San Francisco	7,672,074	1,060,583	7.2	6,219,325	771,330	8.1	6,866,266	861,523	8.0
<i>Regional minus 15%</i>			<b>13.7</b>			<b>14.5</b>			<b>12.4</b>
All of Mission Bay South	17,170	6,724	<b>3.0</b>	293,899	31,527	<b>9.0</b>	107,324	7,486	<b>11.5</b>

# APPENDIX D

## LOADING DOCK ANALYSIS

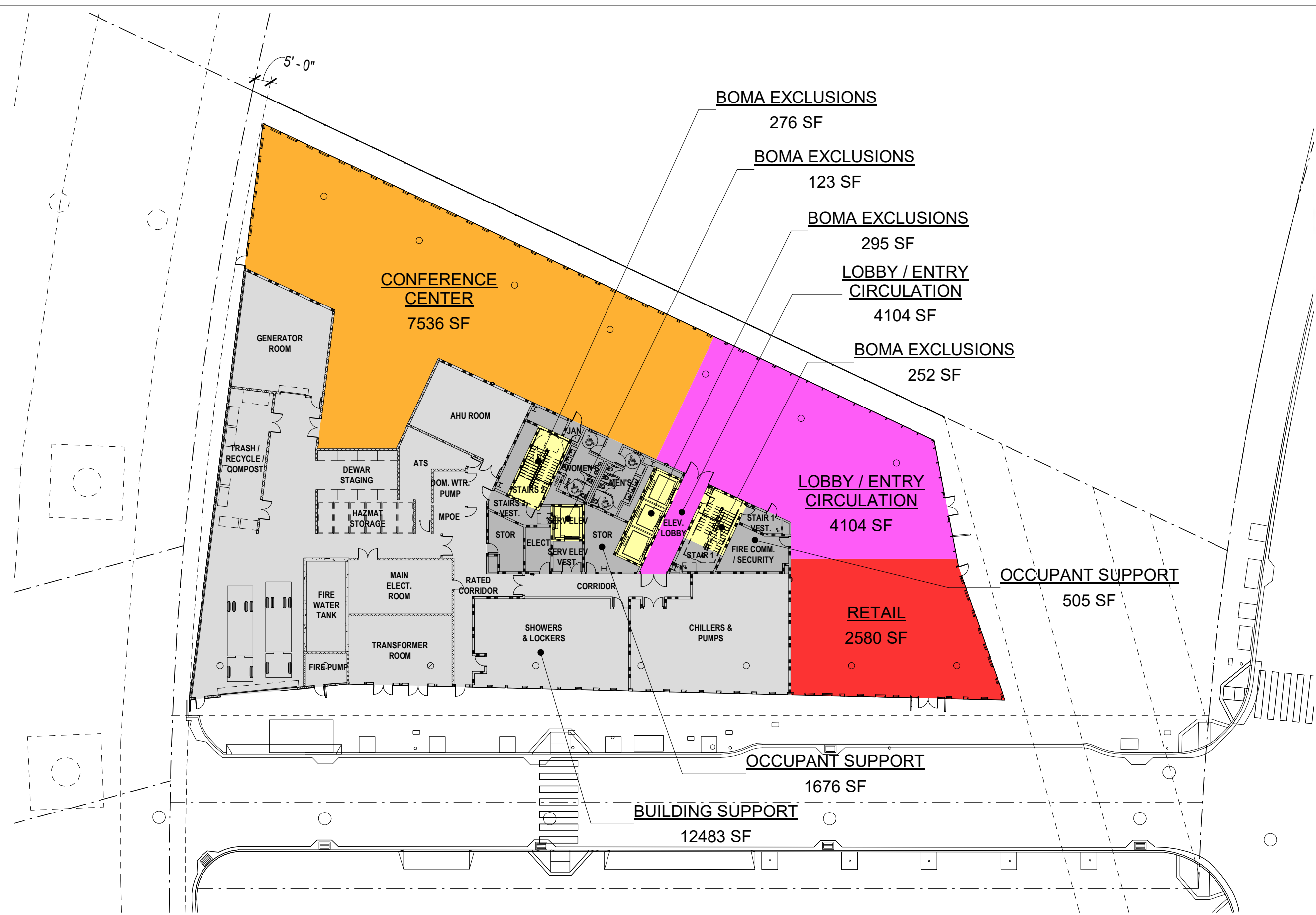
---



DGA planning | architecture | interiors

550 Ellis Street, Mountain View, CA 94043 650-943-1660  
201 Filbert Street, 3rd Floor, San Francisco, CA 94133 415-477-2700  
2550 Fifth Avenue, Suite 115, San Diego, CA 92103 619-685-3990  
1720 8th Street, Sacramento, CA 95811 916-441-6800

**IWAMOTOSCOTT**  
**ARCHITECTURE**  
128 TEXAS STREET  
SAN FRANCISCO, CA 94107



**1** LEVEL 01  
SCALE: 1" = 30'-0"

PROJECT	
1450 OWENS	
PROJECT NO.	18001
DATE	04/07/2020
REFERENCE	
SCALE	1" = 30'-0"
TITLE	OCII - LEVEL 01

**OCII L01**



**IWAMOTOSCOTT**  
ARCHITECTURE  
128 TEXAS STREET  
SAN FRANCISCO, CA 94107

**Elevator Consultant**  
**EDGETT WILLIAMS**  
**CONSULTING GROUP**  
102 East Blithedale Ave, Suite 1  
Mill Valley, CA 94941  
415.388.1880

## KEY PLAN

[illegible]

NO.	DESCRIPTION	DATE
-----	-------------	------



---

TITLE

**FLOOR PLAN - LEVEL 01,  
OVERALL**


**AEI01**







DGA planning | architecture | interiors 2020 ©

**KEYNOTE NUMBER DESIGNATION ON PLAN**

1. 2 HOUR RATED MECHANICAL, DUCT 23.57
2. 1 HOUR RATED STAIR ENCLOSURE, 2 LAYERS OF IMPACT RESISTANT CONSTRUCTION BOARD CLASS 1 LEVEL, 2 PER CBC 403.2.3.2
3. SERVICE ENTRANCE
4. PASSENGER ELEVATOR SINGLE SIDE ENTRANCE
5. NON RATED STOPS AND DRYWALL PARTITION PER ARE STANDARDS, TYP.
6. ARCHITECTURAL CONCRETE ENCASED STEEL COLUMN, TYP. S.S.D.
7. FINISHES IN PUBLIC AREAS, LOBBY, MONUMENTAL STAIRS, TOILET ROOMS TO BE EQUAL TO ARE STANDARDS
8. DESIGNER SYSTEM AT ENTRANCE AND BALCONIES
9. EXTERIOR EGRESS STAIR, PAINTED STEEL
10. UNDESCENDED INTERALS, S.I.D.
11. HAZARDOUS MATERIALS STORAGE TO BE PRE-FABRICATED UL RATED TENTS
12. EDGE OF SLAB ON GRADE
13. SCISSOR LIFT
14. 1 HOUR RATED CORRIDOR
15. 1/2 SERVICE YARD FENCE
16. 2 TIER BAYK
17. BULKING BIN/BAY

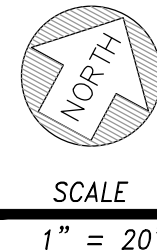
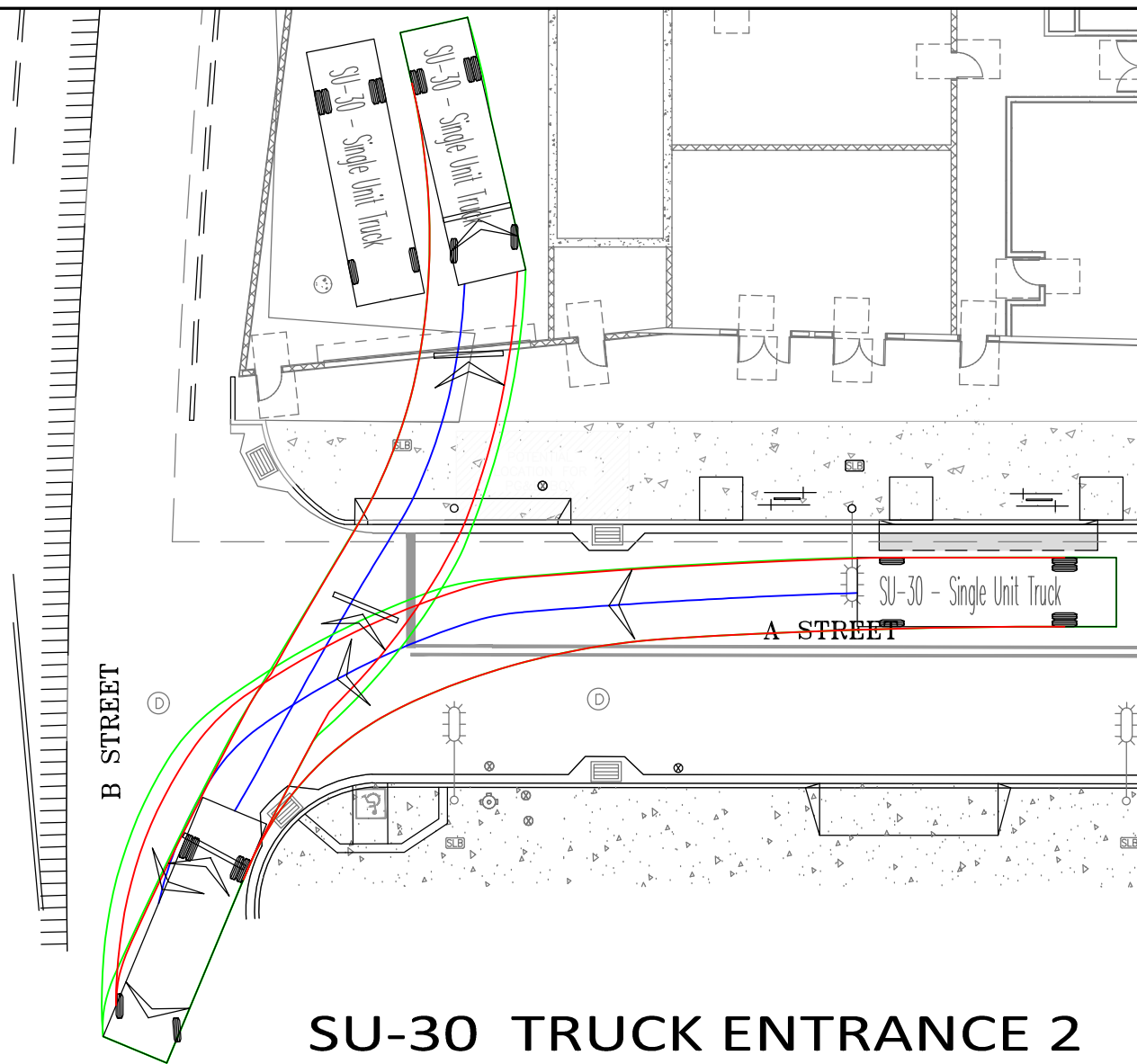
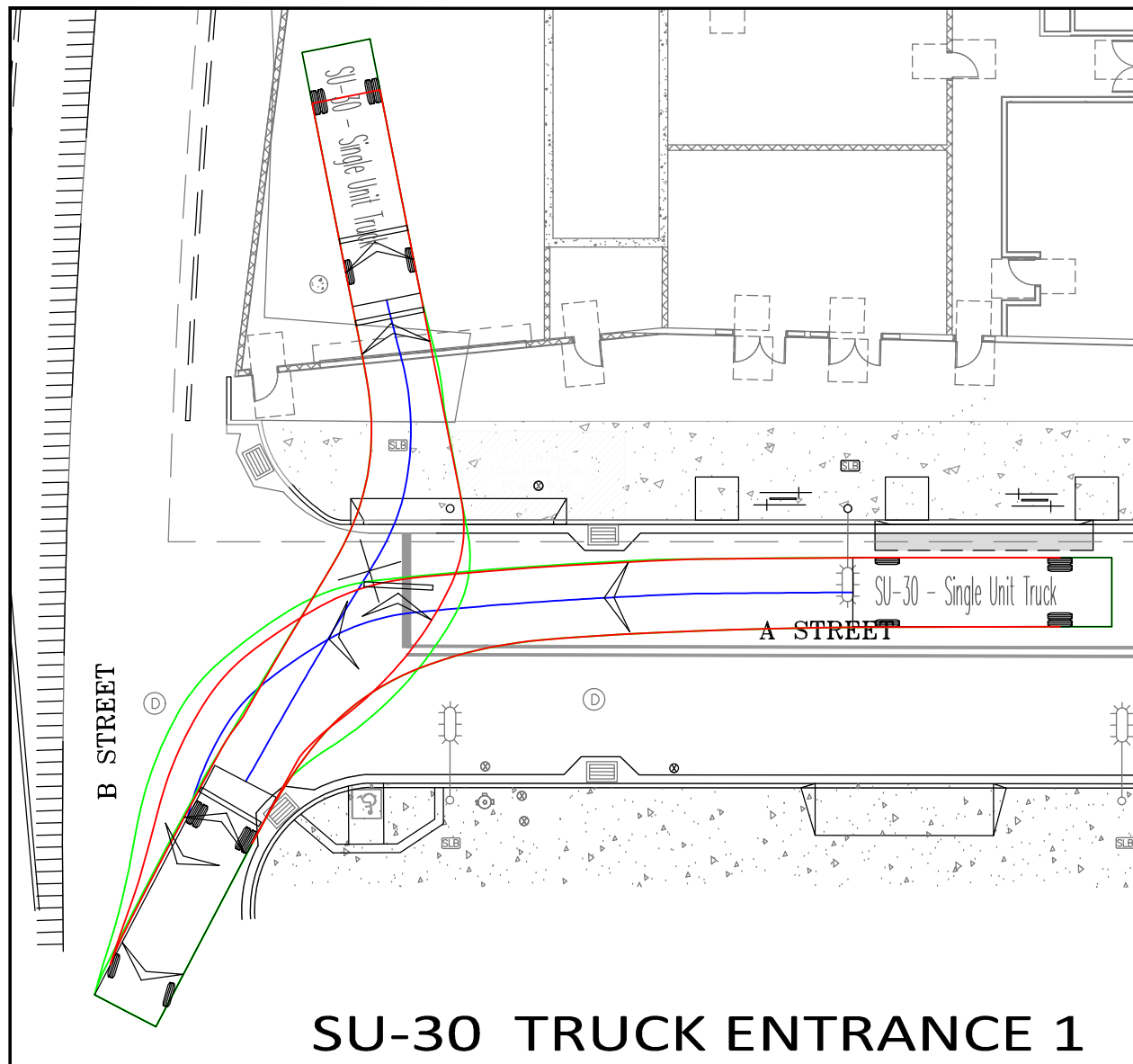
1. REFER TO SHEET NO. AE001 FOR GENERAL FLOOR PLAN NOTES



-  **DOOR NUMBER**  
 (SEE SCHEDULE ON DWG. NO. AE002 AND AE003)
-  **WALL TYPE DESIGNATION**  
 (SEE SCHEDULE ON DWG. NO. AE001)
-  **ALIGN (FACE OF FINISH TO FACE OF FINISH)**
-  **NEW WALL**  
 NON-RATED - REFER TO WALL TYPES ON DRAWING NO. AE001
-  **NEW WALL**  
 1HR FIRE RATED, FULL-HEIGHT - REFER TO WALL TYPES ON DRAWING NO. AE001
-  **NEW WALL**  
 2HR FIRE RATED, FULL-HEIGHT - REFER TO WALL TYPES ON DRAWING NO. AE001

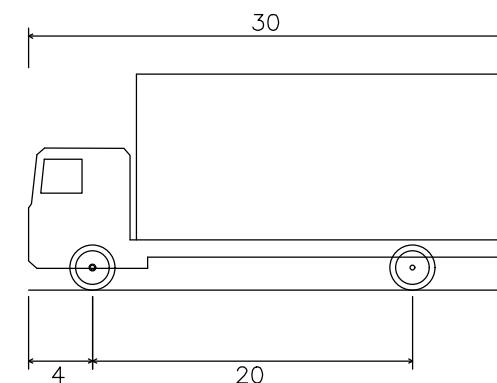
1 LEVEL 1 - FLOOR PLAN, OVERALL  
SCALE: 1/8" = 1'-0"





#### LEGEND

- CENTER OF PATH
- TIRE PATH
- VEHICLE OVERHANG



TRUCK NOT SHOWN TO SCALE

SU-30 – Single Unit Truck  
 Overall Length 30.00ft  
 Overall Width 8.00ft  
 Overall Body Height 13.50ft  
 Min Body Ground Clearance 1.37ft  
 Track Width 8.00ft  
 Lock-to-lock time 5.00s  
 Max Steering Angle (Virtual) 31.80°

30.00ft  
 8.00ft  
 13.50ft  
 1.37ft  
 8.00ft  
 5.00s  
 31.80°

#### SU-30 TRUCK TURNING ENTRANCE EXHIBIT 1450 OWENS SAN FRANCISCO, CA

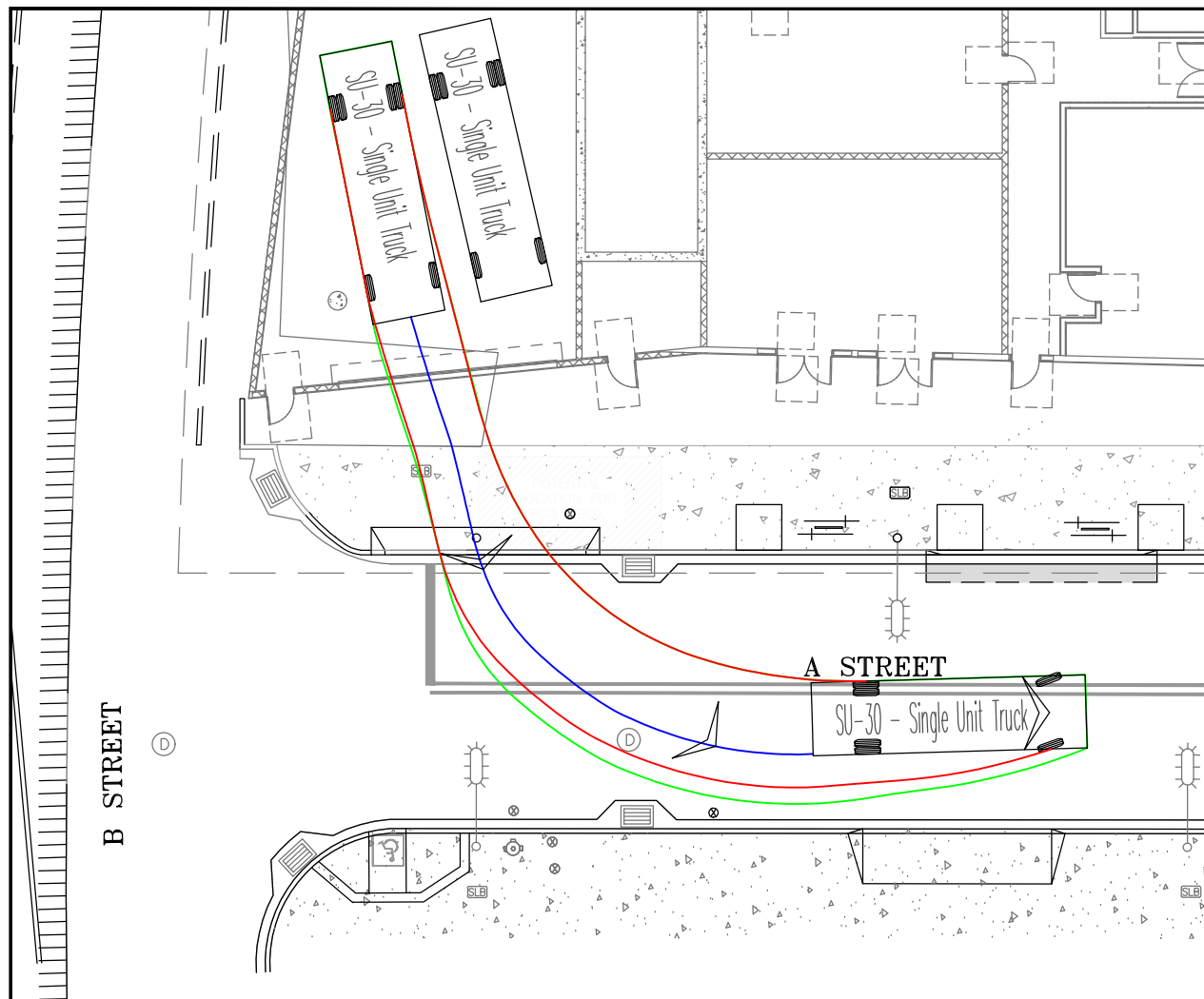
DATE: 06/08/2020	SCALE: AS SHOWN	DESIGNED: RO	DRAWN: CB	CHECKED: CB
------------------	-----------------	--------------	-----------	-------------

EXHIBIT  
1

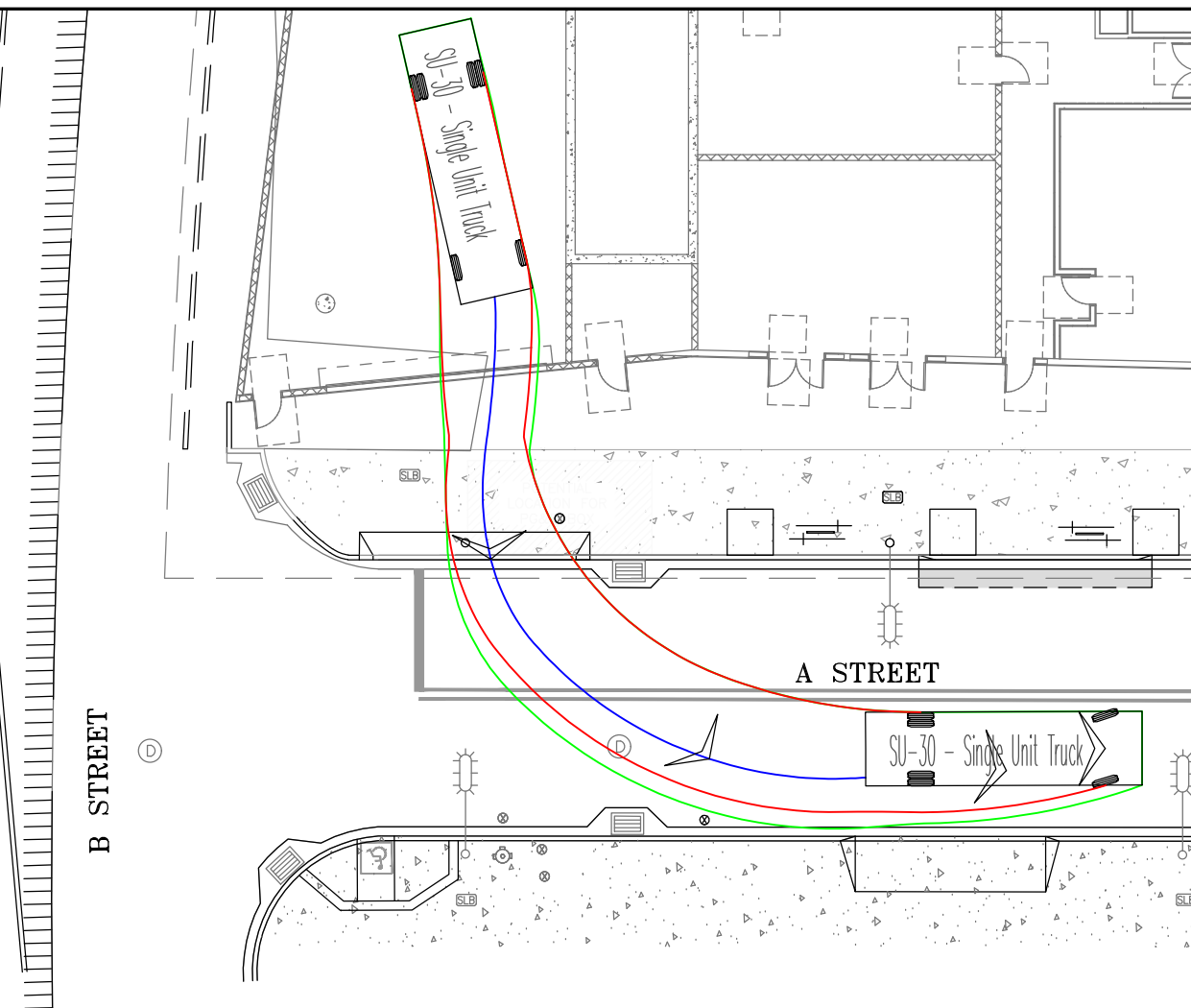
JOB NO.  
272001



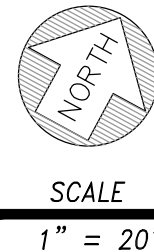
CIVIL ENGINEERS • SURVEYORS • CONSTRUCTION MANAGERS  
 150 Executive Park Blvd • Suite 4200 • San Francisco, CA 94134  
 (415)534-7070 • www.freyerlaureta.com



**SU-30 TRUCK EXIT 1**

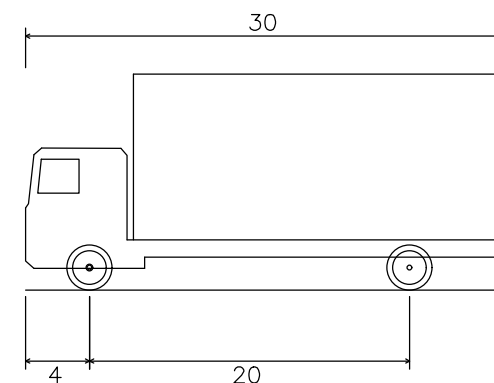


**SU-30 TRUCK EXIT 2**



**LEGEND**

- CENTER OF PATH
- TIRE PATH
- VEHICLE OVERHANG



TRUCK NOT SHOWN TO SCALE

SU-30 - Single Unit Truck	
Overall Length	30.00ft
Overall Width	8.00ft
Overall Body Height	13.50ft
Min Body Ground Clearance	1.37ft
Track Width	8.00ft
Lock-to-lock time	5.00s
Max Steering Angle (Virtual)	31.80°

**SU-30 TRUCK TURNING EXIT EXHIBIT  
1450 OWENS  
SAN FRANCISCO, CA**

DATE:	06/08/2020
SCALE:	AS SHOWN
DESIGNED:	
DRAWN:	RO
CHECKED:	CB

EXHIBIT  
2

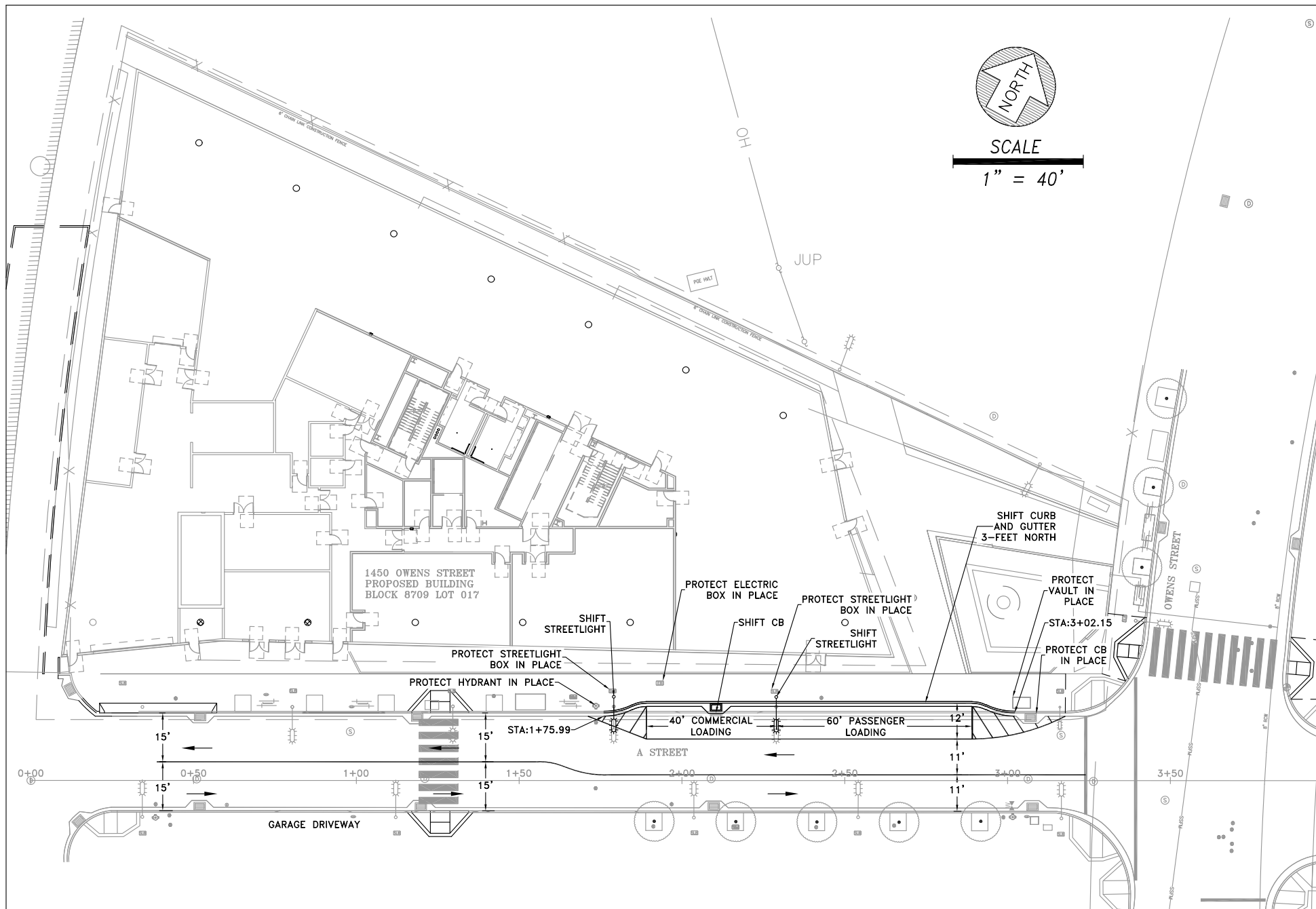
JOB NO.  
272001

**FREYER & LAURETA, INC.**  
CIVIL ENGINEERS • SURVEYORS • CONSTRUCTION MANAGERS  
150 Executive Park Blvd • Suite 4200 • San Francisco, CA 94134  
(415)534-7070 • www.freyerlaureta.com

# APPENDIX E

## ON-STREET LOADING ZONES

---



**FREYER &  
LAURETA, INC.**

150 Executive Park Boulevard • San Francisco, CA 94134  
(415)534-7070 • www.freyerlaureta.com

CIVIL ENGINEERS • SURVEYORS • CONSTRUCTION MANAGERS

A-35

PASSENGER LOADING EXHIBIT  
1450 OWENS STREET, MISSION BAY  
SAN FRANCISCO, CA  
06/12/20