

LENNAR®

Prepared By **U R B A N**

Conger Moss Guillard

Stevens & Associates

Adrienne Wong Associates



Conger Moss Guillard



Stevens & Associates



Adrienne Wong Associates

**Approved on January 18, 2011, by the San Francisco
Redevelopment Commission, Resolution No: 3-2011**

Hunters Point Shipyard Pocket Parks Schematic Design

December 10, 2010

Sheet Index

Overview

Master Plan Open Space & Regional Parks Systems	
Concept & Vision	04
Locations	05
Pocket Parks	
Introduction	06
Design Team	07
Concepts & Descriptions	08
Types & Responsible Firms	09
San Francisco Precedents	10-11
Common Principles	12-13
Accessibility	14
Dog Accomodations & Potential Community Garden Locations	15
Cultural & Historic Recognition Program	
Description	16
Locations	17

Pocket Parks

Pocket Park 01: Garden Terrace (Conger Moss Guillard)	19-24
Pocket Park 02: Garden Terrace (Stevens & Associates)	24-30
Pocket Park 03: Native Plant Trail Head (Adrienne Wong Associates)	31-36
Pocket Park 04: Dining Terrace (Conger Moss Guillard)	37-42
Pocket Park 05: Passive Recreation (Conger Moss Guillard)	42-48
Pocket Park 06: Native Plant Trail Head (Stevens & Associates)	49-54
Pocket Park 07: Native Plant Trail Head (Stevens & Associates)	55-60
Pocket Park 08: Native Plant Trail Head (Adrienne Wong Associates)	61-66
Pocket Park 09: Living Room (Stevens & Associates)	67-72
Pocket Park 10: DiningRoom (Conger Moss Guillard)	73-78
Pocket Park 11: Flower Garden (Conger Moss Guillard)	79-84
Pocket Park 12: Passive Recreation (Stevens & Associates)	85-90
Pocket Park 13: Dining Room (Adrienne Wong Associates)	91-96
Pocket Park 14: Living Room (Conger Moss Guillard)	97-102
Pocket Park 15:Garden Room (Adrienne Wong Associates)	103-108
Pocket Park 16: Corridor / Community Connector (Adrienne Wong Associates)	109-113

Overview

Master Plan Open Space and Regional Parks Systems - Concept & Vision

The approved Hunters Point Shipyard I Parcel A Open Space and Streetscape Master Plan includes a system of open spaces and pocket parks that promote connectivity, ensure clear views to the Bay, and offer intimate spaces for relaxation, gathering, and play. It also provides significant opportunities to address future community needs, accommodates interfacing with subsequent phases, and incorporates public initiatives such as the Cultural Historic Recognition Program (CHRP).

The Pocket Parks designs build upon the overall concepts and vision set forth in the Master Plan.

Master Plan Open Space and Regional Parks Systems - Locations

(Not a part of this submittal.)

Hillside Central Park (Includes Upper, Middle & Central Parks)

Comprised of three outdoor rooms that span the hillside from the Navy Road to south of Oakdale Street, these parks enable pedestrian connections within the terraced community and provide for community open space needs.

Hillside Pedestrian Paths

Two paths connect the Hillside community to its neighbors. An accessible path connects Crisp Avenue to the Hillside Central Park, the Pocket Parks, and the Hillside neighborhood. A path to the north of Navy Road connects to the Milton Meyer Recreation facility at Earl and Kirkwood Avenues. This path features dramatic views to the south, including Candlestick Point.

Coleman Bluff Pedestrian Paths

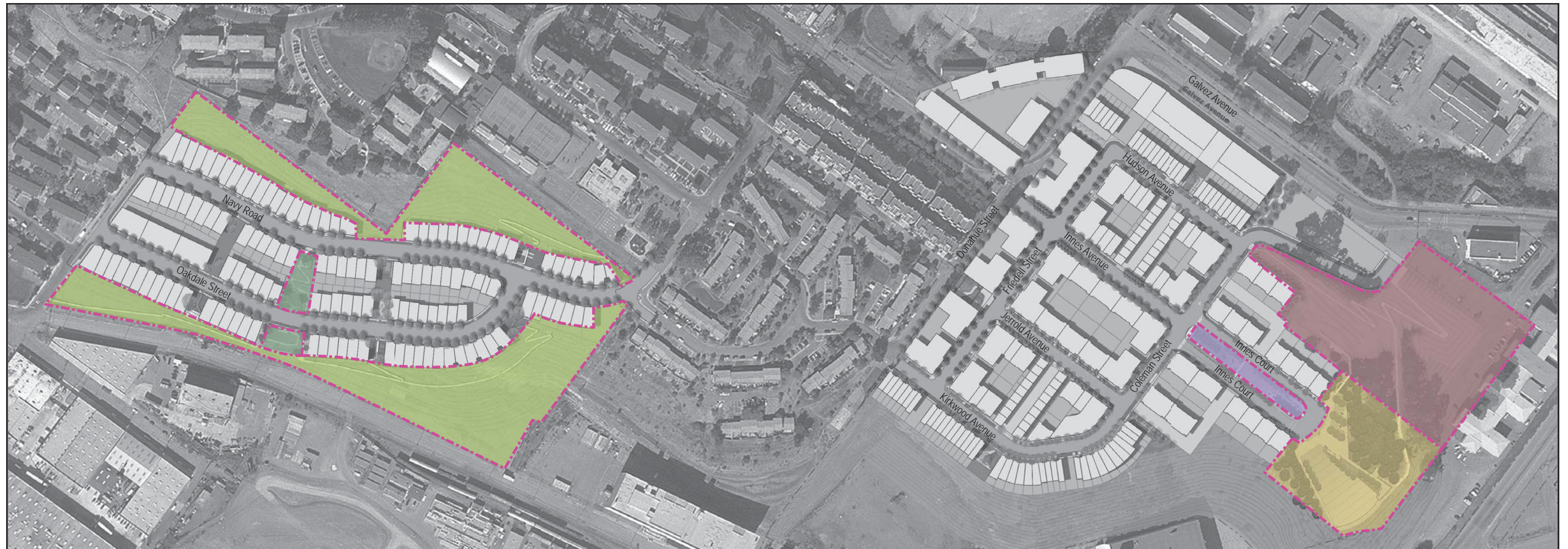
Paths connect the Hillpoint Neighborhood to the lower elevations of the Shipyard. On the bluff to the west of Coleman street, a path connects to the picnic area at Hillpoint Park and features an overlook with views of downtown San Francisco and the bay.

Innes Court Park

The linear path serves as a spine for the park, setting up usable rooms that include a picnic area, flexible lawn area, fenced children's play area and ornamental gardens. The park can also accommodate special events that extend out from the Hillpoint Plaza.

Hillpoint Park

This park will function as the promontory overlook to the Hunters Point Shipyard waterfront open space system. Combined with Innes Court Park, it will link the regional open space with the neighborhoods in a park that has sweeping vistas of the waterfront and San Francisco Bay. The general site design strategy is to provide a series of outdoor rooms that are scaled for various sized groups, activities and are oriented to different open space relationships.



Pocket Parks - Introduction

The sixteen pocket parks of the Hillside and Hilltop communities have been themed and characterized individually to ensure that the broadest range of amenity and experience is provided for the Hunters Point Shipyard Phase 1 Open Space system. The intimate pocket parks are intended to compliment the Hunters Point regional parks programs, amenities and larger size.

Pocket Parks are pedestrian and serve the immediate neighborhood by providing small, high quality spaces for contemplation, gathering, and vistas. The parks will exhibit a variety of programming and character to add diversity to the entire open space system. The parks will have soft and hard surfaces, plantings, and seating areas to create a network of public spaces for local use. Neighborhood community gardens could provide local residents with places to socialize and garden.

Pocket Parks are intimate in concept and scale, with variety in orientation, size, view exposure and slope. Accordingly, the parks will also vary in their program and design character. This will ensure a diverse range of open spaces throughout the neighborhood, that apply to a variety of functions and user groups. Park design and planting will address solutions for visually and physically buffering surrounding residences.

Pocket Parks - Design Team

The strategy for creating distinct 'places' includes three separate firms (Conger Moss Guillard Landscape Architecture, Adrienne Wong Associates and Stevens & Associates). The diverse firms are responsible for the design of the sixteen Pocket Parks. Prior to the onset of design, the team collaborated intensively on site analysis, planning, developing park types, and outlining common design principles. As Pocket Park designs have taken shape, the team has addressed the best locations for dog accommodations, future community gardens and art installations.

Conger Moss Guillard Landscape Architecture is responsible for Pocket Parks 1, 4, 5, 10, 11 & 14.

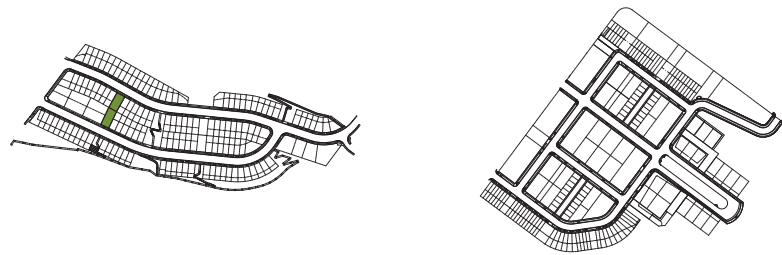
Adrienne Wong Associates is responsible for Pocket Parks 3, 8, 13, 15 & 16.

Stevens & Associates is responsible for Pocket Parks 2, 6, 7, 9, 12.

Pocket Parks - Concepts & Descriptions

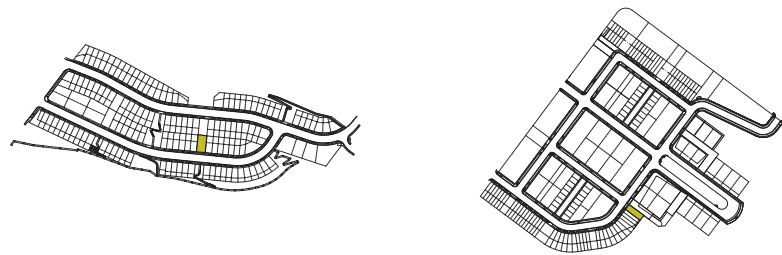
Garden Terrace (Pocket Parks 01, 02, 03 & 15)

Modern terrace gardens are often associated with urban residences. These outdoor spaces can be turned into surprisingly lush gardens through the use of containers or planting beds. In gardening, a terrace is an element where a flat area overlooks a view. Here the garden terrace provides a transition between the hard materials of the architecture and softer ones of the garden and landscape, capitalizing on the views of the Bay.



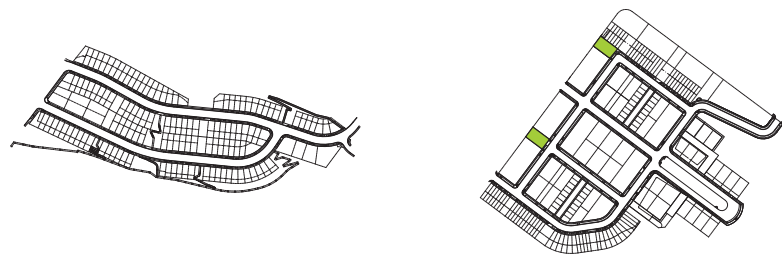
Passive Recreation: (Pocket Parks 05 & 12)

A passive recreation area is generally an area primarily defined by planting, with few if any amenities for visitor use other than seating. This type of public space is understood to offer constructive, restorative, and pleasurable benefits to its users, and fosters appreciation and understanding of open space and the public environment.



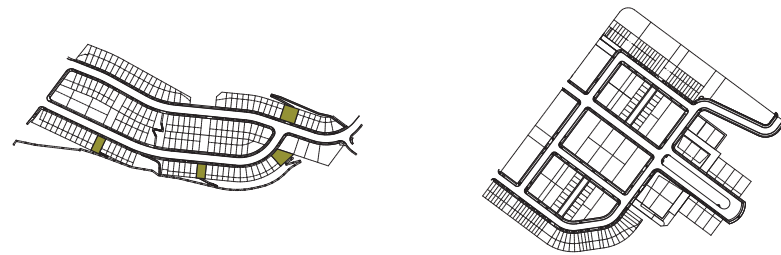
Community Connector: (Pocket Park 16)

The community connectors provide gateways between the new and existing housing - connection to Mariners Village and Donahue Street Development - in the form of generous paths surrounded by planting. The corridors also offer places for neighbors and friends to gather and relax to the side of the paths, in sun or shade of trees.



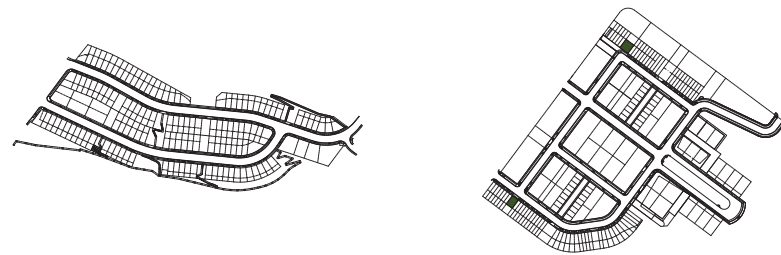
Native Plant Trailhead: (Pocket Parks 06, 07 & 08)

Streets and sidewalks will lead to universally accessible paths that tie into the Hillside Walk. The Walk crosses the hillsides and connects the system of public open space and the adjacent existing development. The trailheads will provide a place to sit and gather, functioning as pocket parks for relaxation and socializing as well as a point of departure on or arrival from the open space trails



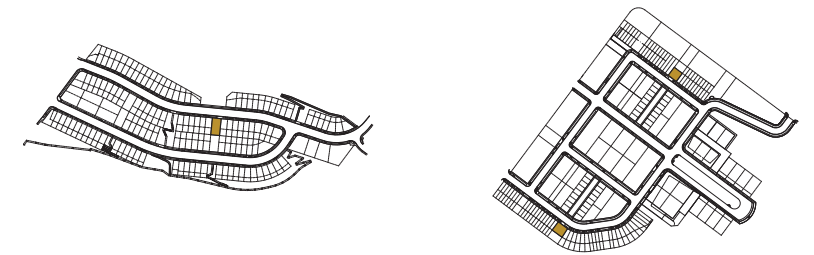
Living Room: (Pocket Parks 09 & 14)

Living rooms are places that provide an opportunity for fundamental human needs such as relaxation, contemplation and communication. Using this idea as a starting point for two of the Pocket Parks, intimate seating areas arranged to take advantage of the remarkable views aim to promote these types of functions and activities.



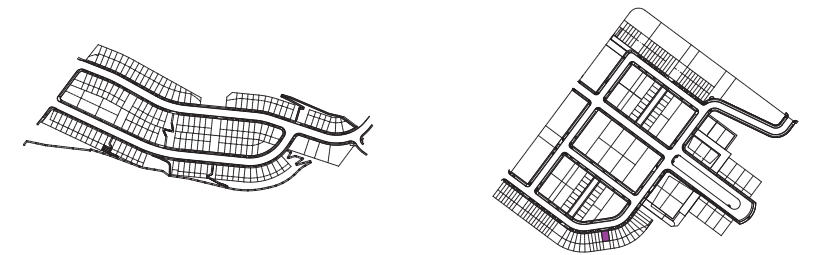
Dining Room: (Pocket Parks 04, 10 & 13)

A dining room is a room for consuming food and socializing. Historically, the dining room is furnished with a rather large dining table and a number of dining chairs. A typical North American dining room will contain a table with chairs arranged along the sides and ends of the table. Here large picnic tables invite families and neighbors to celebrate outside together.



Flower Garden: (Pocket Park 11)

Flower Garden is a general term for a garden where flowers are grown for decorative purposes. Color is an important feature, as can be seasonality that provides for variation and change over time. Here a path will take visitors in and around the flowers.



Pocket Park - Types

- Garden Terrace** (Pocket Parks 01, 02, 03 & 15)
- Living Room** (Pocket Parks 09 & 14)
- Native Plant Trailhead** (Pocket Parks 06, 07 & 08)
- Flower Garden** (Pocket Park 11)
- Dining Room** (Pocket Parks 04, 10 & 13)
- Community Connector** (Pocket Park 16)
- Passive Recreation** (Pocket Parks 05 & 12)

Pocket Parks - Design Firms

- Conger Moss Guillard Landscape Architecture**
- Stevens & Associates**
- Adrienne Wong Associates**



Pocket Parks - San Francisco Precedents

Pocket parks, also known as mini parks in San Francisco, are urban open space at the very small scale. We find pocket parks tucked into and scattered throughout the city, typically one house lot in size, where they serve the surrounding local population. Historically these small parks have served and been designed as scaled-down neighborhood parks. The restrictive size of the parks has meant that primarily only passive recreation was served. Program has included small event spaces, play areas for children, spaces for relaxing or meeting friends and taking lunch breaks. Pocket parks often serve as oasis and can be a refuge from surrounding urban life, and afford rest and relaxation surrounded by plants.

Pocket parks historically were created from vacant lots or otherwise forgotten spaces. Many pocket parks are the result of community groups reclaiming these spaces for the benefit of the local neighborhood; amenities reflected what the community wanted at the time. While the ecological functions of pocket parks are limited because of size, they do present the opportunity to provide planting areas for both habitat—primarily for birds—and for storm water quality


Pocket Parks - Patterns

Pocket parks in San Francisco are intimately tied into the neighborhoods they serve by their situation in the city. They are most successful in areas of heavy pedestrian traffic so they remain safe and active, and under watch by neighbors and the passer-by. While planting in pocket parks can help regulate microclimates, and the planting areas increase infiltration, materials generally need to be very durable. Planting areas should be out of the way of pedestrian traffic and used to frame and soften the space. Existing pocket parks in the city illustrate successful patterns for the design of pocket parks:

- 4-Block Radius User Group: Public open space studies show that few mini park users will walk more than four blocks to use the park, approximately a quarter mile. Three to five minutes is understood as an ideal walking distance. Therefore a pocket park shall serve the immediate neighborhood and be programmed accordingly.
- Microclimates: Pocket parks shall be designed so as to respond to the local microclimate, site conditions and views.
- User Needs: Accommodate as many different users as possible by providing a flexible open space while ensuring not to pack too many uses into such a small space. Typically, one pocket park will have one type of use.
- Buffers: Planted buffers are typically between the program areas and the adjacent buildings (usually residential) that define the park space. (In the case of the 24th Street mini park, vivid murals are used in addition to planting to tie the adjacent building walls into the project.)
- Seating: Ample seating including accessible seating shall be provided.




Bush & Broderick Mini Park 01



Hyde & Vallejo Mini Park 03



Page & Laguna Mini Park 02



24th & York Mini Park 04

Pocket Parks - Common Principles

While a diverse design language was purposefully developed in the Pocket Parks to create separate identities, a foundation of common principles frames an underlying shared structure. **Seating opportunities** at all parks occur along the street end in an effort to activate the public edge as well as at the back end where views open to San Francisco and the Bay. Benches and seatwalls are placed in these areas where grades allow. Along the sides, planting areas provide a **buffer zone** between adjacent buildings and the parks. Buffer zones in plans delimit areas planted to provide separation between Pocket Park use areas and adjacent residential units. Planting of shrubs and trees is intended to be responsive to the windows and building elements. The Landscape Architect and Developer team of adjacent properties will coordinate an appropriate layout of buffer zone plants. By providing a flexibility in design, they help to interface between and adapt to future building conditions. Most importantly though, they define a separation between the private residential homes and the public parks. Lastly, **maintenance** is addressed through common park elements. Select site furniture are standardized throughout the parks, including benches, pedestrian lights, trash cans, and doggie bag dispensers. Planting design has been approached in a way that considers shared care and irrigation, rather than similar species.

Common Site Furniture Notes

- Park light quantities and locations are determined by the location and available light provided by streetlights at the sidewalks adjacent to each park.
- Site furnishings with metal shall be specified with Tnemec coating or equal to protect metal from corrosion.
- Elements to discourage skaters shall be installed where necessary.
- Fences by others shall be black vinyl coated chainlink, 6' tall, or as coordinated with adjacent architects. fences shall be installed when the adjacent pocket park is installed.

Pocket Park - Common Principles



Trash & Recycling Bins



Doggie Bag Dispenser



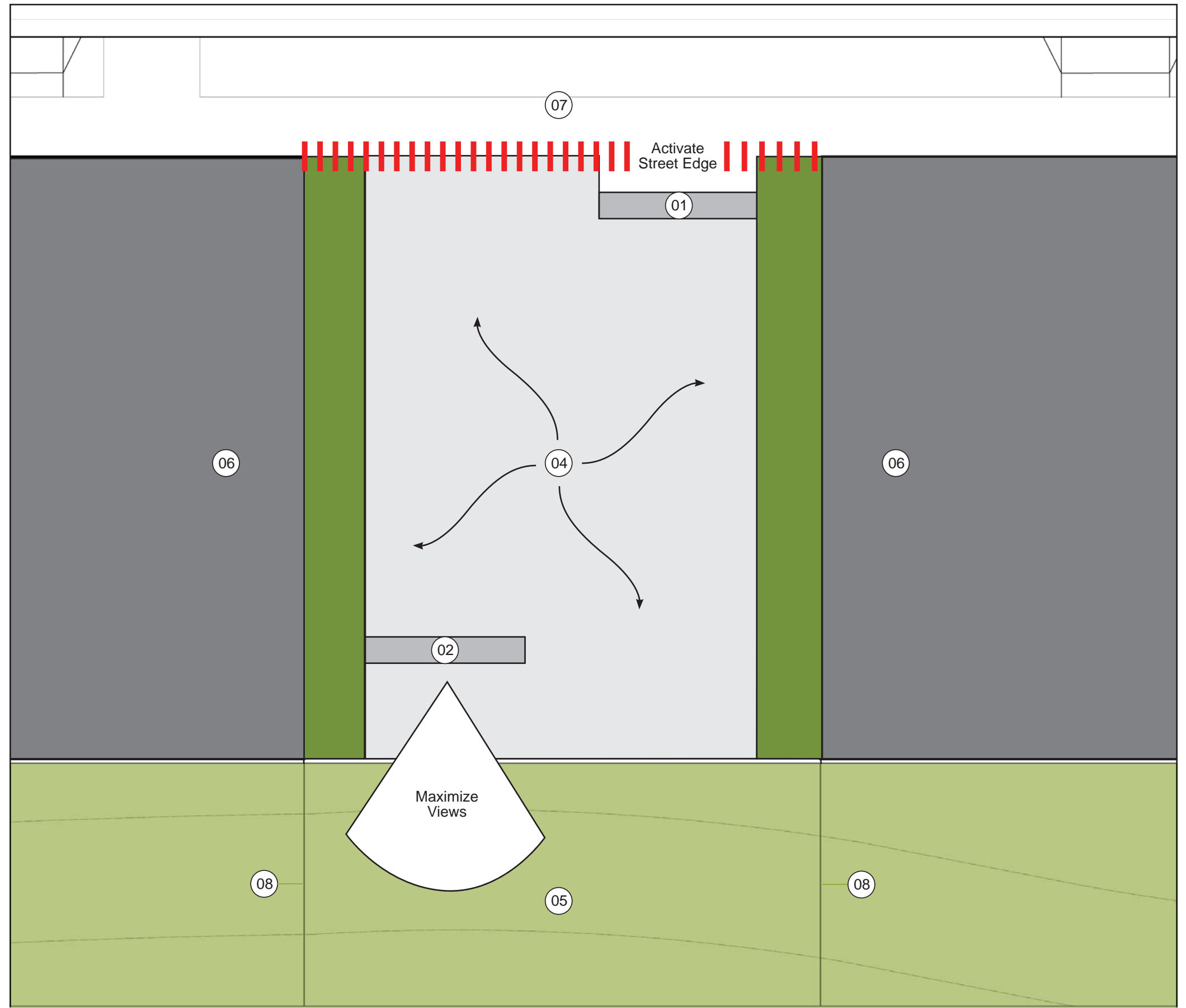
Bench










Pedestrian Light



Handrail / Guardrail



Pocket Parks - Accessibility

-  1-minute walk, or 264 feet, (along radius).
Walk based on 5-min per quarter-mile.
-  Pocket Parks.
-  Universally Accessible paths included in Hunters Point Shipyard Parcel A Phase 1 Open Space Plan.
Bicycles prohibited.
-  Adjacent Bike Parking Locations (Per Infrastructure and/or Open Space Plans).
-  Pedestrian Access to Open Space Network.
-  Existing Class III Bike Route.
-  Crosswalks (Per Infrastructure Permit Plans).



Pocket Parks Dog Accomodations

Pocket Parks with Dog Accommodations:
 Pocket Parks 1, 5, 10 and 13 were selected to provide amenities for dogs. Each park serves the immediate neighborhood community, providing equal dispersal across the entire site. Each park is large enough to include crushed stone areas to accomodate dog relieving.



Doggie Bag Dispenser



Stabilized Crushed Stone Paving

Pocket Parks without Dog Accomodations.

Rules & Signs

Pocket Parks Typical Rules:
 A sign will be provided at each pocket park to define unacceptable behavior by park users and their pets.

The following activities are not allowed:

- pets off leash
- littering or dumping
- barbecues or open flames
- people or pets in the planting areas



Typical Park Rules Sign

Potential Community Gardens

Pocket Parks with Potential for Future Community Gardens:
 Pocket Parks 3 and 12 have been identified as good locations to accommodate future community gardens should neighborhood residents propose to participate in the creation, care, and upkeep of such a program in the future. The two parks were identified because their designs can be easily modified to include community garden beds, and the locations provide gardens in the Hillside development area and the Hilltop development area.



Cultural & Historic Recognition Program (CHRP)

The CHRP looks at ways of telling the story of the Shipyard and the Bayview Hunters Point neighborhood through interpretive features. As contemplated in the Open Space Master Plan nine art installations have been selected for the Shipyard parks through the CHRP process. Two of the nine installations have been selected for the pocket parks as described below.

1) Butterfly Girl in Pocket Park 16 – by local artist Jason Webster. Webster has proposed an approximately 12' high realistic figure of a young girl jumping rope. She appears highly animated and is set in motion as one realizes that there are life-like butterflies dancing around her. Her dress is two types of finish, stainless and galvanized steel. She is carefree and innocent as her realistically sculpted braids fly in the wind and butterflies rest on the corded jump rope.

Jason Webster is a Bay Area sculptor known for his figurative work in metal and recognized for his expertise in metal fabrication assisting other Bay Area artists in the fabrication, installation, and conservation of their artwork. Webster recently relocated to Alameda following many years maintaining a studio at the Shipyard.

2) Tile Art in Pocket Park 15 – by local artist Marion Coleman. Marion Coleman proposes a segmented art mural of four narrative stories that she will initially quilt, then using photography of the images transfer to 30" by 30" porcelain enamel panels. Each will tell the story of themes familiar to long-time residents of the Bayview Hunters Point community.

Marion Coleman is a textile artist and emerging public artist whose art explores themes of history, particularly women's history, cultural traditions, and real or imagined stories. She is particularly interested in the challenges and rewards facing people of the African Diaspora. Coleman refers to her pictorial textile pieces as story quilts and utilizes dramatic color and representational imagery



Pocket Park 15
Tile Art by M. Coleman



Pocket Park 16
Butterfly Girl by J. Webster



Coleman Bluff
Bayview Horn by J. Barrish



Innes Court Tot Lot
Gigantry by Rebar



Coleman Bluff Overlook
Nautical Swing by M. Geller



Innes Court Park
Starweave Canoe by J. Bodner



Hillpoint Park
Frame Refrain by W. Hood & M. Howard



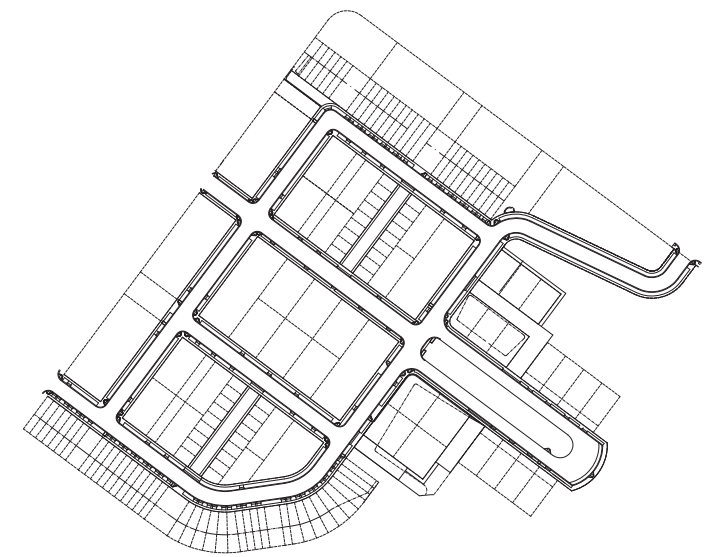
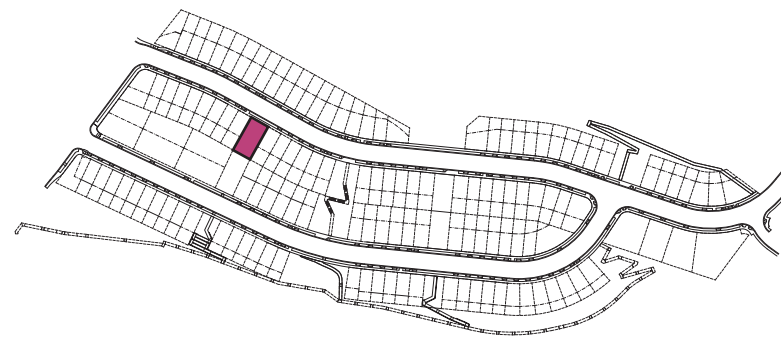
Hillpoint Park
Stream of Consciousness by Think Round, Inc.



Hillpoint Park
Floatilla by E. Powell

Pocket Park 01: Garden Terrace

Conger Moss Guillard



Legend

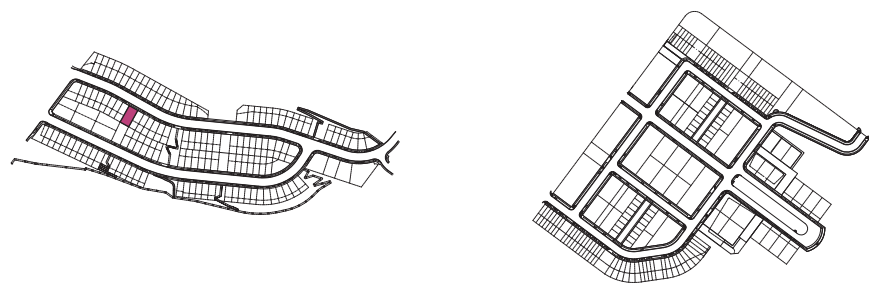
- 01 **C.I.P. Concrete Paving:** Integral color, sawcut joints, medium sand-blast.
- 02 **Stabilized Crushed Stone Paving**
- 03 **C.I.P. Concrete Seatwall With Wood Back And Armrests:** In locations as shown. 18"H x 2"W. Integral color, light sandblast finish. Provide skate deterrents.
- 04 **Wood Bench w/ Steel Frame:** Columbia Cascade 'Timber Form ParkWay' Bench, Model 2016-6. 1'-4" Seat Height, 2'-5" Back Height x 1'-10" Seat Width x 5'-10"L.
- 05 **C.I.P. Concrete Curb:** 6"H at top of slope.
- 06 **Trash and Recycling Bins:** In locations as shown.
- 07 **Doggie Bag Dispenser:** In locations as shown.
- 08 **Pocket Park Pedestrian Light:** In locations as shown.
- 09 **Streetscape Light:** In locations as shown.

Pocket Park 01 Type: Garden Terrace

Total SF: 2150

This park is located at the top of an open space corridor on the Hillside slope. Intimate seating areas for individuals or small groups to congregate allow opportunities for people to enjoy the panoramic views out to the South Bay. Ornamental planting and lawn are flanked by a taller buffer planting along the edges of the park, screening the adjacent building facades. A few trees provide shade and further soften the architecture.

Key Plan



Materials



01 C.I.P. Concrete Paving 02 Stabilized Crushed Stone Paving




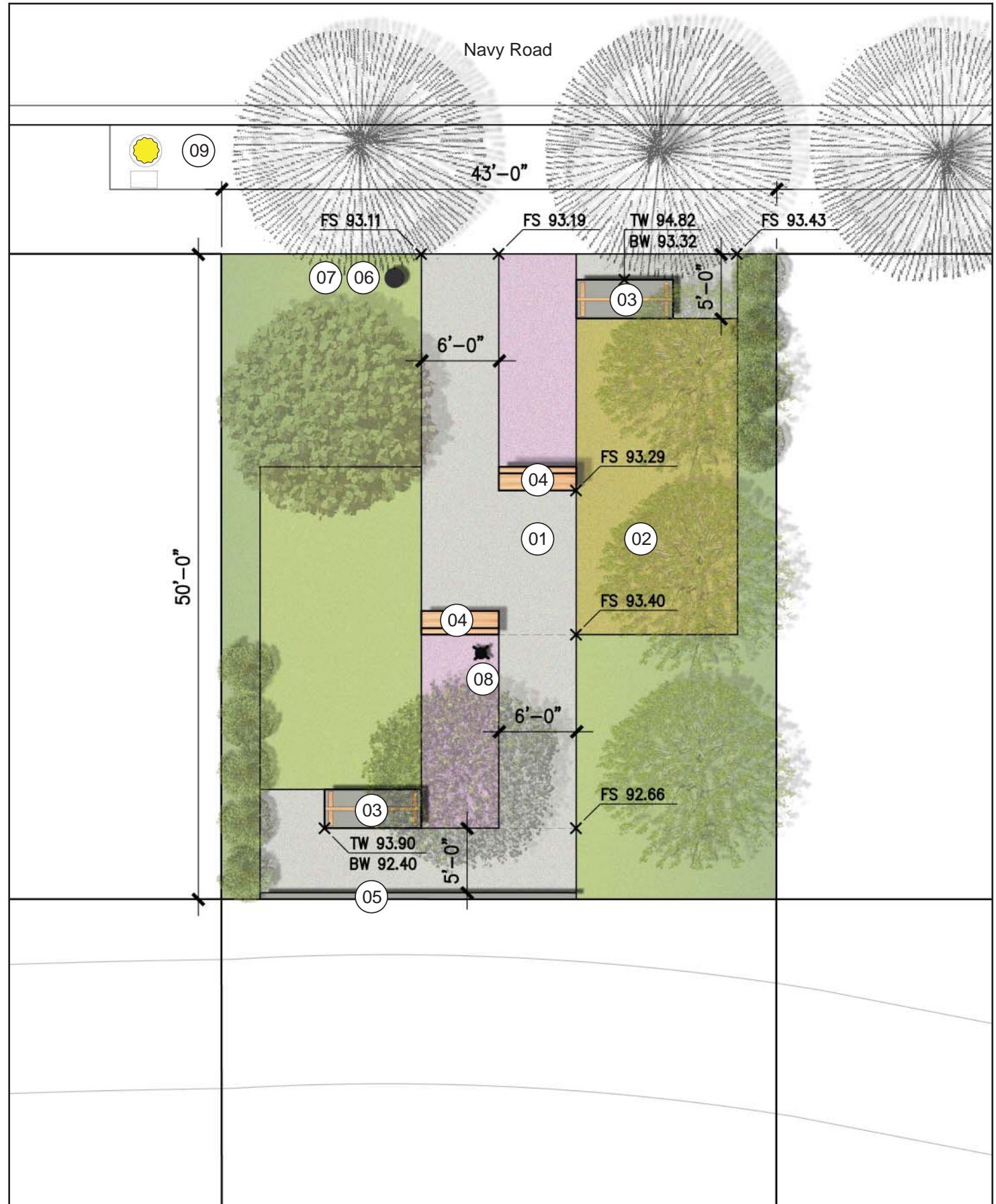
03 C.I.P. Concrete Seat-wall with Back 04 Wood Bench w/ Steel Frame

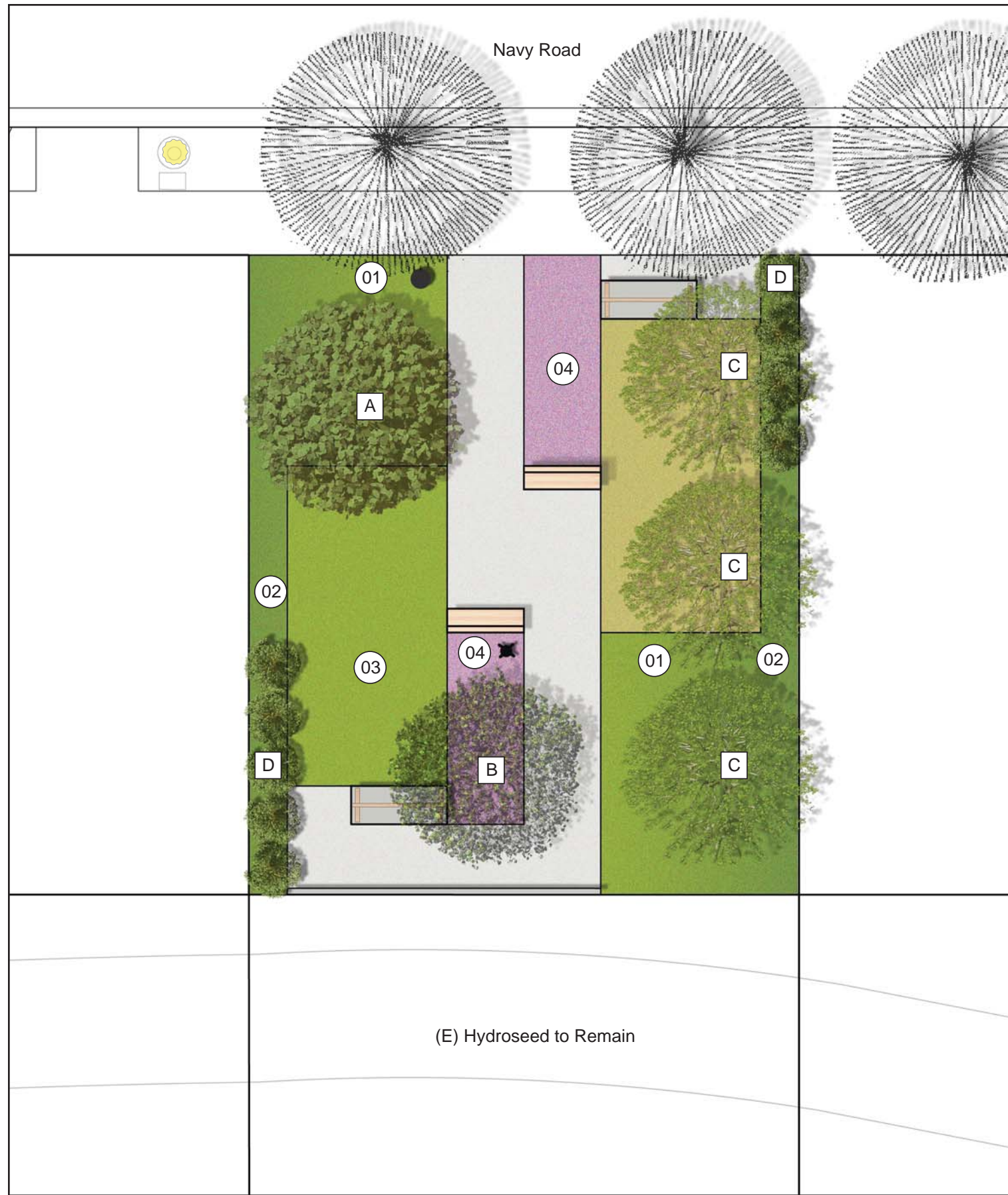


06 Trash & Recycling Bins 07 Doggie Bag Dispenser



08 Pedestrian Light





Ornamental Planting


01




Cistus sp. - Rockrose



Dietes vegeta - African Iris



Hemerocallis sp. - Daylily



Cerastigma plumbaginoides - Dwarf Plumbago



Hypericum calycinum - St. John's Wort



Achillea sp. - Common Yarrow



Salvia sp. - Sage

Buffer

02



Berberis thunbergii - Barberry



Buxus microphylla - Boxwood



Escallonia sp. - Escallonia



Myrsine africana - African Box



Viburnum tinus - Laurestinus



Phormium Tenax - Flax



Rhamnus alata - Yeddo Hawthorn

Lawn


03



Festuca arundinacea Dwarf Tall Fescue

Flower Beds

04



Bougainvillea sp.

Trees



A Fraxinus uhdei - Evergreen Ash



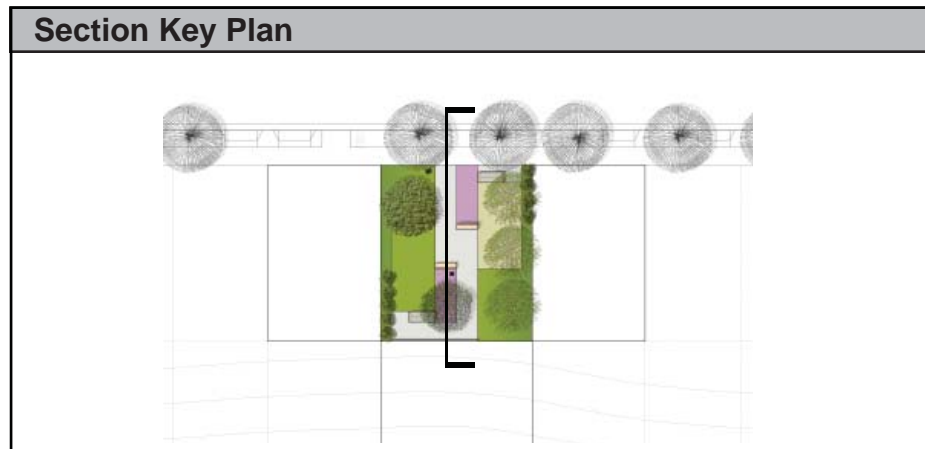
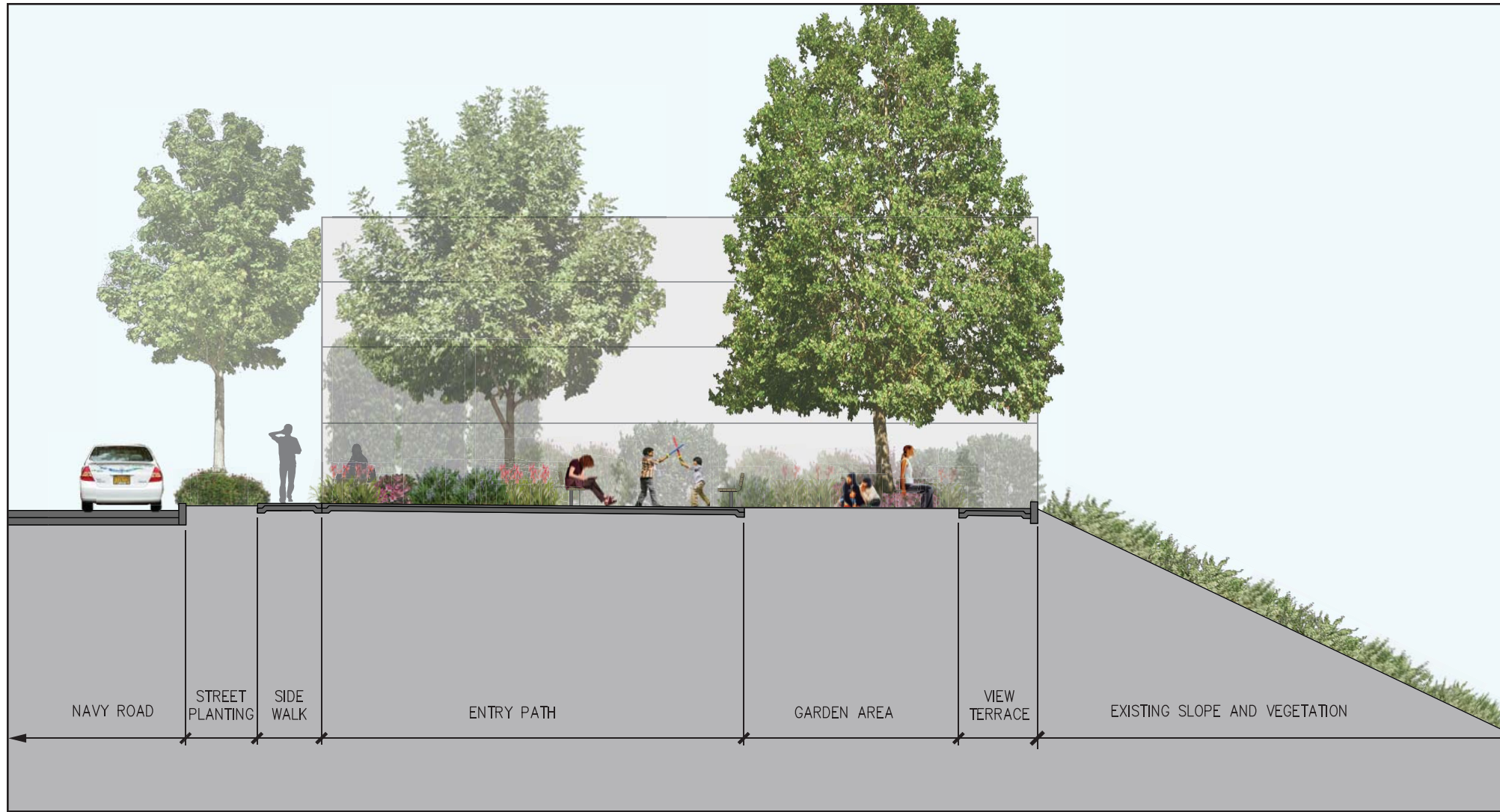
B Koelreuteria bipinnata Chinese Flame Tree



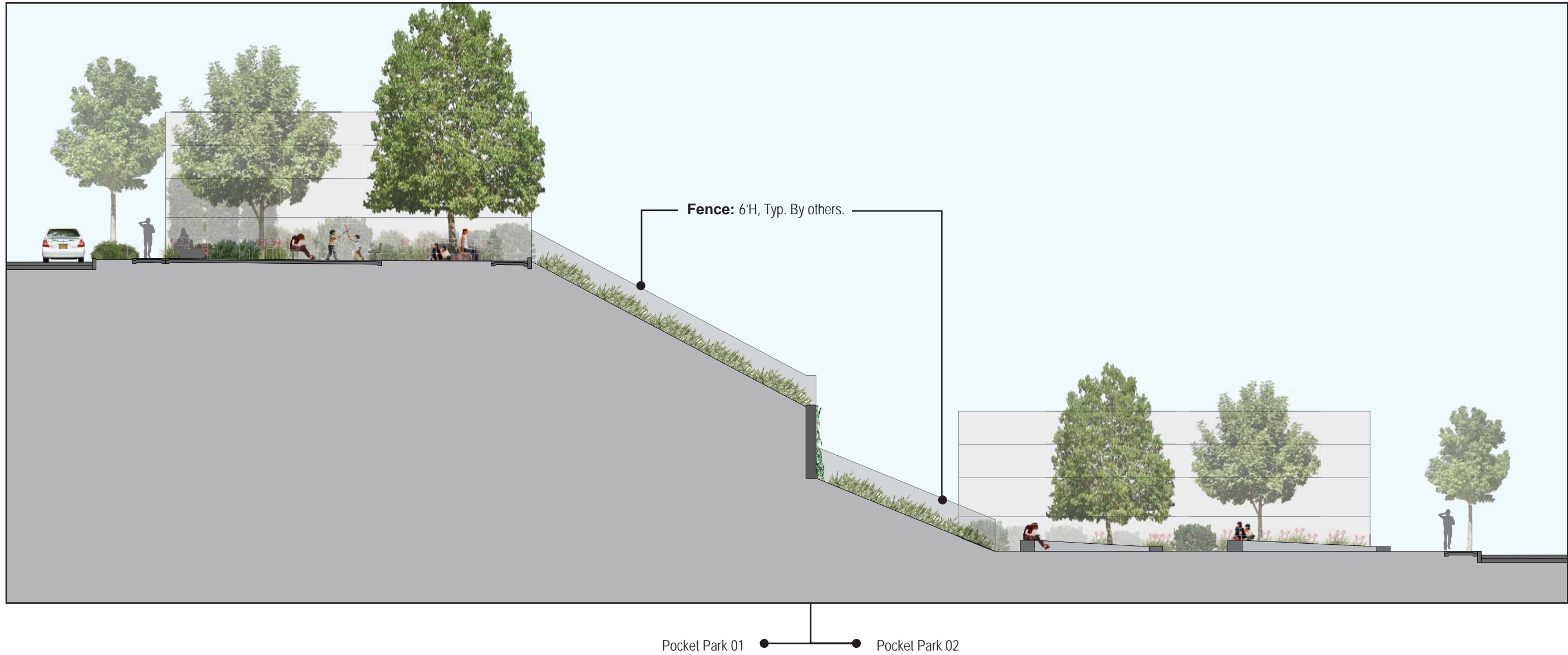
C Pyrus calleryana - Callery Pear



D Laurus Hybrid Hybrid Laurel

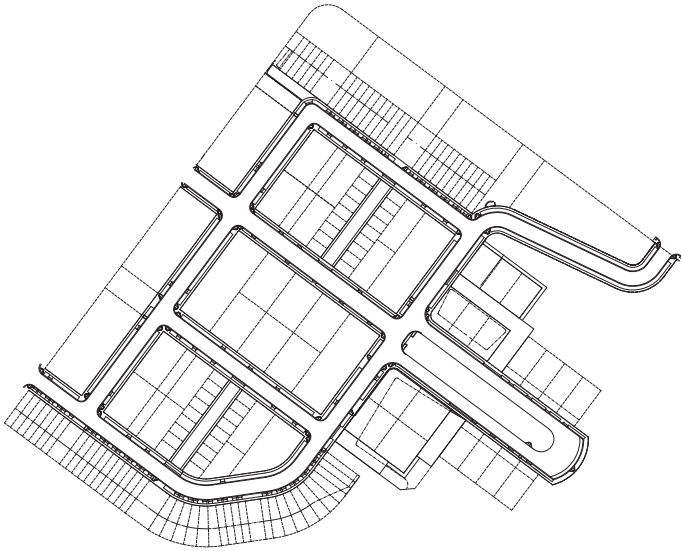
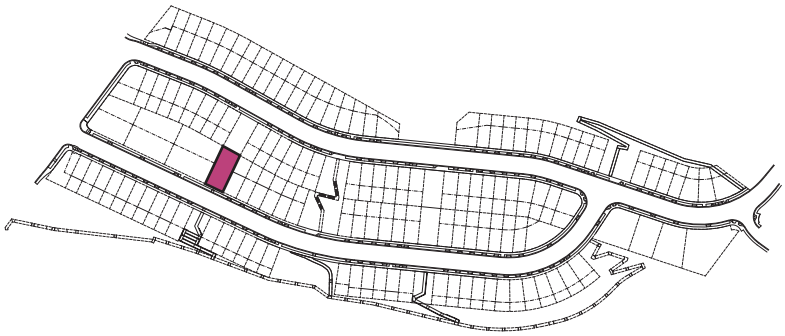







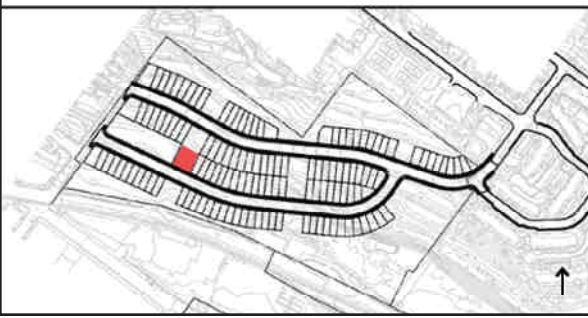
Pocket Park 02: Garden Terrace

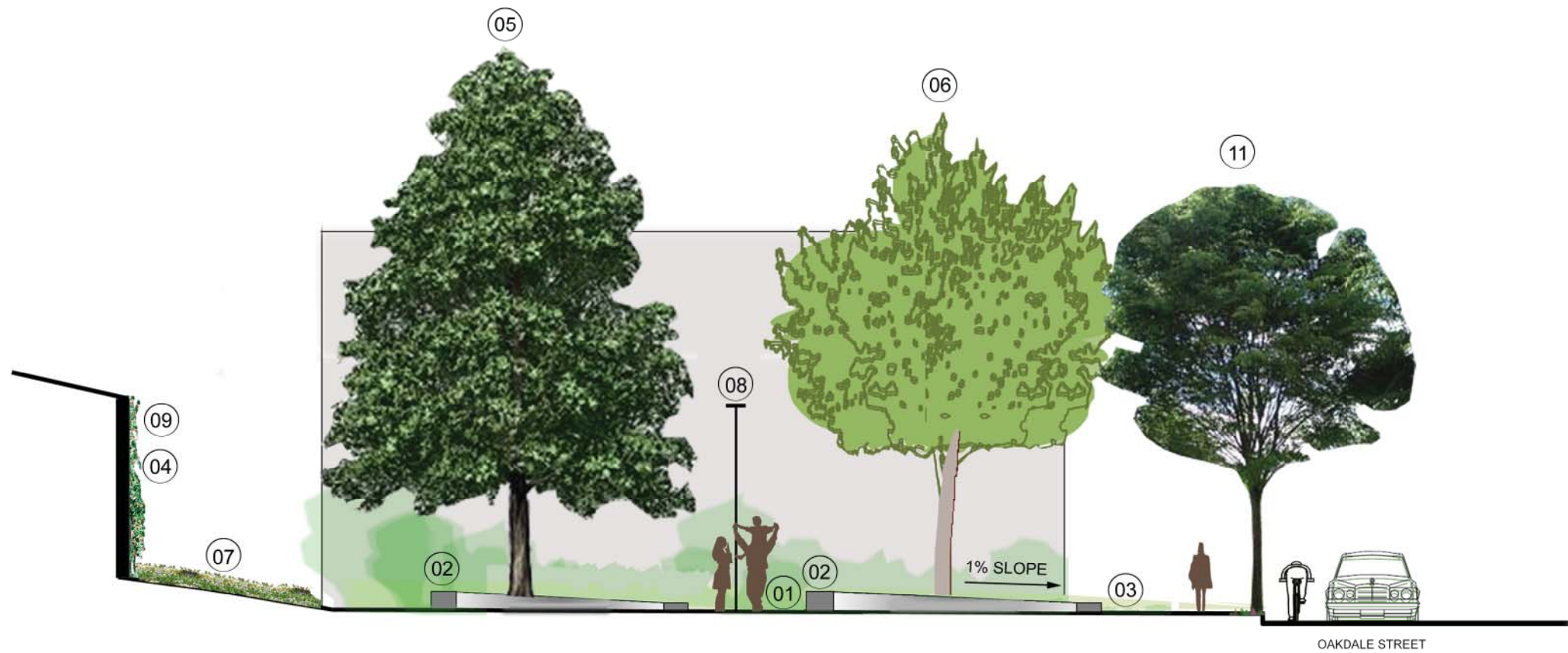
Stevens & Associates



LEGEND

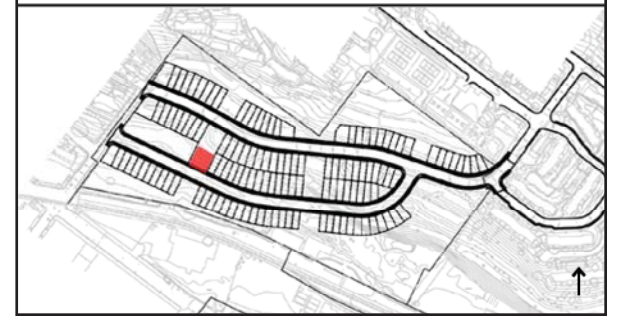
- 01 C.I.P. Concrete Paving: *Regular, Broom Finish, Tool Joints*
- 02 C.I.P. Concrete Seatwall: *18"H X 24"W. Integral Color, Light Sandblast*
- 03 Ground Covers / Perennials
- 04 Vines on existing retaining wall
- 05 Evergreen Tree: 15 Gallon
- 06 Deciduous Tree: 15 Gallon
- 07 Existing Hydroseed at slope to remain
- 08 Pedestrian Light
- 09 Existing Retaining Wall to remain
- 10 Trash and Recycling Can
- 11 Street Tree (See Streetscape Plan): *Crateagus phaenopyrum, Washington Hawthorn*
- 12 Street Light (See Streetscape Plan)





LEGEND

- 01 C.I.P. Concrete Paving: *Regular, Broom Finish, Tool Joints*
- 02 C.I.P. Concrete Seatwall: *18"H X 24"W. Integral Color, Light Sandblast*
- 03 Ground Covers / Perennials
- 04 Vines on existing retaining wall
- 05 Evergreen Tree: 15 Gallon
- 06 Deciduous Tree: 15 Gallon
- 07 Hydroseed at Slope
- 08 Pedestrian Light
- 09 Existing Retaining Wall to remain
- 11 Street Tree (See Streetscape Plan): *Crateagus phaenopyrum, Washington Hawthorn*





C.I.P. Concrete Paving



C.I.P. Concrete Seatwall



Pedestrian Light



Trash and Recycling Can



Acer platanoides 'Crimson King'



Fraxinus uhdei



Laurus nobilis



Olea Europaea 'Mission'



Pyrus calleryana



Coprosoma 'Verde Vista'



Gazania rigens



Myoporum parvifolium



Trachelospermum jasminoides



Agave spp.



Erigeron glaucus



Limonium perezii



Origanum laevigatum 'Herrenhausen'



Penstemon spp.



Phormium Tenax



Romneya coulteri.



Rudbeckia 'Goldsturm'



Salvia leucantha



Distictis spp.

LEGEND

TREES

Medium/large trees with medium/light shade.
Acer platanoides 'Crimson King', Norway Maple
Fraxinus uhdei, Evregreen Ash
Laurus nobilis, Sweet Bay
Olea europaea 'Mission', Mission Olive
Pyrus calleryana, Bradford Pear

GROUND COVERS

Mostly native plants with drought tolerance.
Low maintenance.
Coprosoma 'Verde Vista', Coprosoma
Gazania rigens, Trailing Gazania
Myoporum parvifolium, Myoporum
Trachelospermum jasminoides, Star Jasmine

PERENNIALS

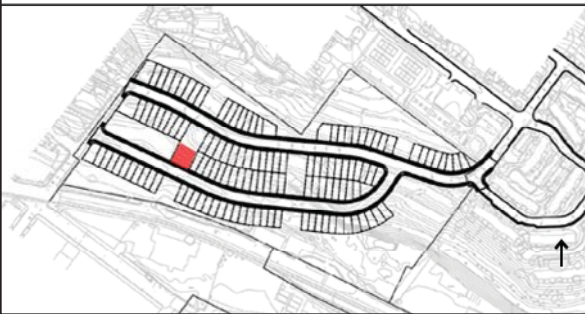
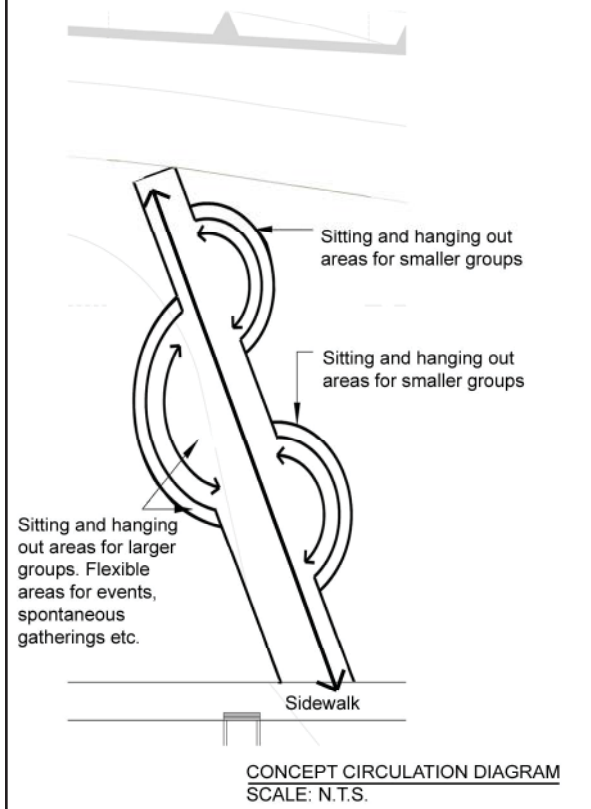
Mostly native plants with drought tolerance,
decorative with colorful flowers, attractive to birds,
butterflies and bees.
Agave spp., Agave
Erigeron glaucus, Seaside Daisy
Limonium perezii, Sea Lavender
Origanum laevigatum 'Herrenhausen',
Ornamental Oregano
Penstemon spp., Penstemon
Phormium Tenax, New Zealand Flax
Romneya coulteri, Matilija Poppy
Rudbeckia 'Goldsturm', Goldsturm Coneflower
Salvia leucantha, Mexican Bush Sage

VINES

Vines attractive to birds, butterflies and bees.
Distictis spp., Trumpet Vine

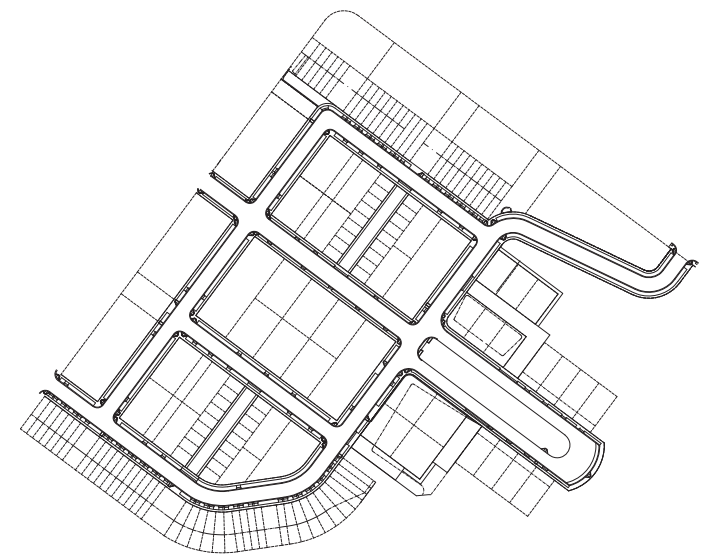
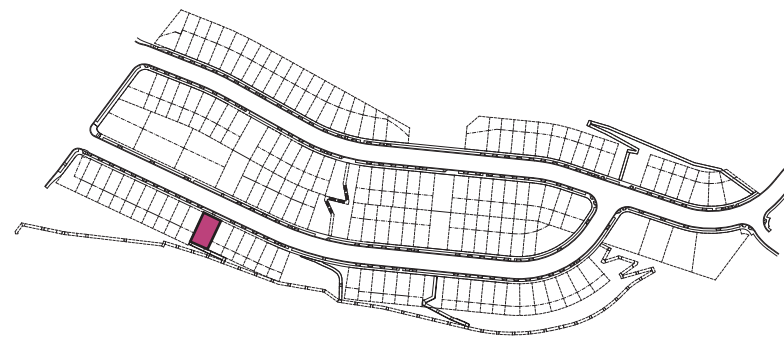


LEGEND



Pocket Park 03: Garden Terrace

Adrienne Wong Associates



LEGEND

- ① **C.I.P. Concrete Paving:** Concrete, Broom Finish
- ② **C.I.P. Concrete Paving 2:** Concrete, Lamp Black
- ③ **C.I.P. Concrete Seatwall:** Concrete
- ④ **Trash and Recycling Bins:** In Locations as Shown.
- ⑤ **Pedestrian Light:** In Locations as Shown

MATERIALS



① C.I.P. Concrete Paving ② C.I.P. Concrete Paving



③ C.I.P. Concrete Bench w/ Back



④ Trash & Recycling Bins



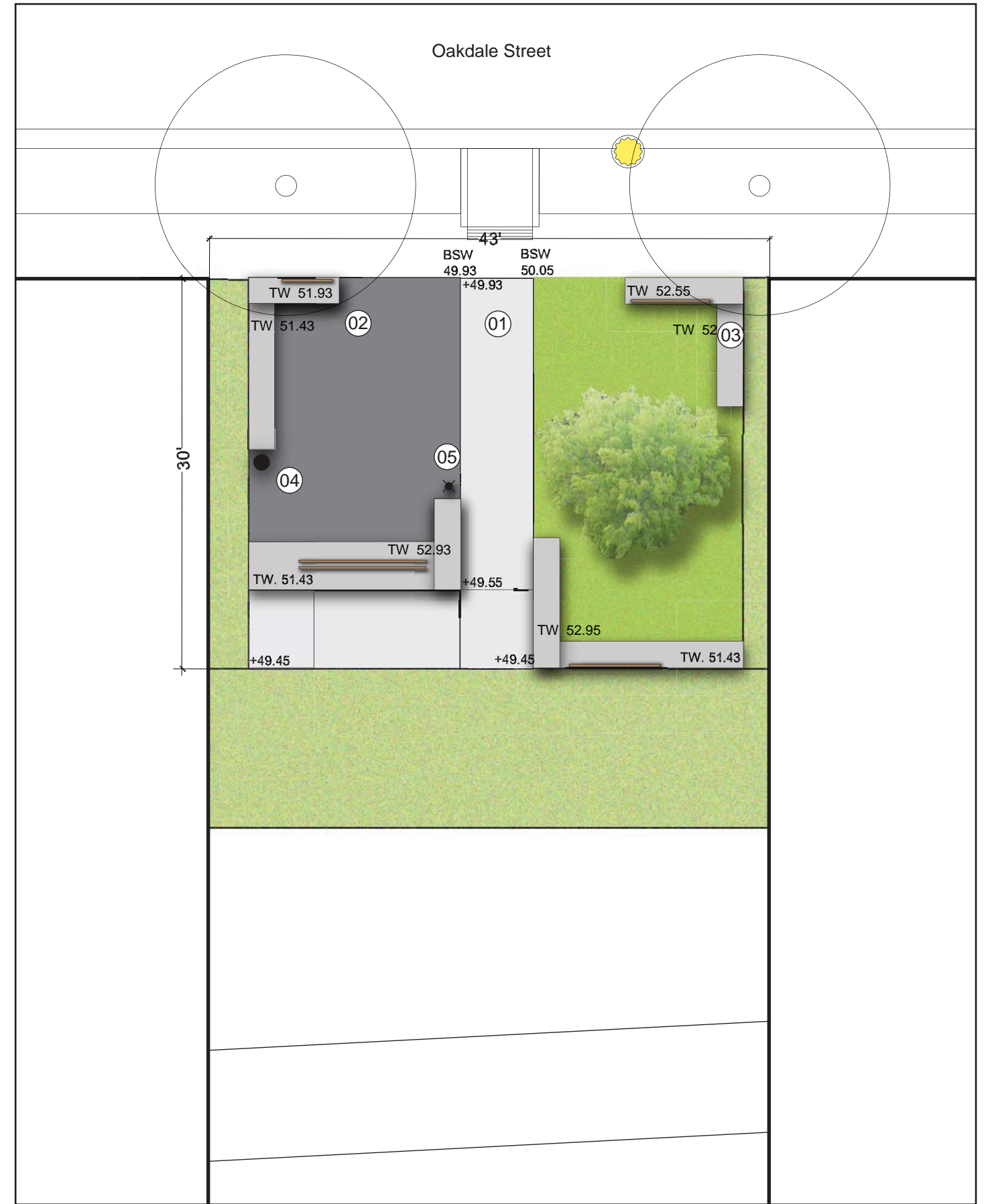
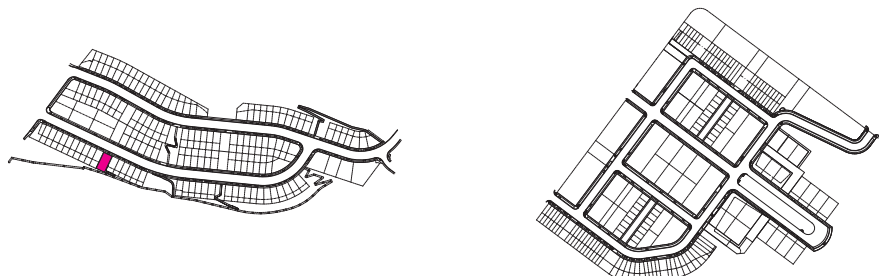
⑤ Pedestrian Light

POCKET PARK TYPE: GARDEN TERRACE

Total SF: 3357

Ample seating created by seatwalls of alternating heights frames the recreational spaces of this park. Two different treatments of the open spaces - one with lawn area while the other is paved - allow for the accommodation of various activities. Tall grasses create a soft border between the park and adjacent buildings. A field of Agave with its dramatic color and form greets the user as they approach the edge of the park.

KEY PLAN





ORNAMENTAL PLANTING

01



Agave Desmettiana
Dwarf Century Plant

BUFFER

02



Phyllostachys aureosulcata
Yellow Groove Bamboo

LAWN

03



Festuca arundinacea
Dwarf Tall Fescue

TREES

04



Ophiopogon planiscapus
Black Mondo Grass



Chondropetalum tectorum
Small Cape Rush

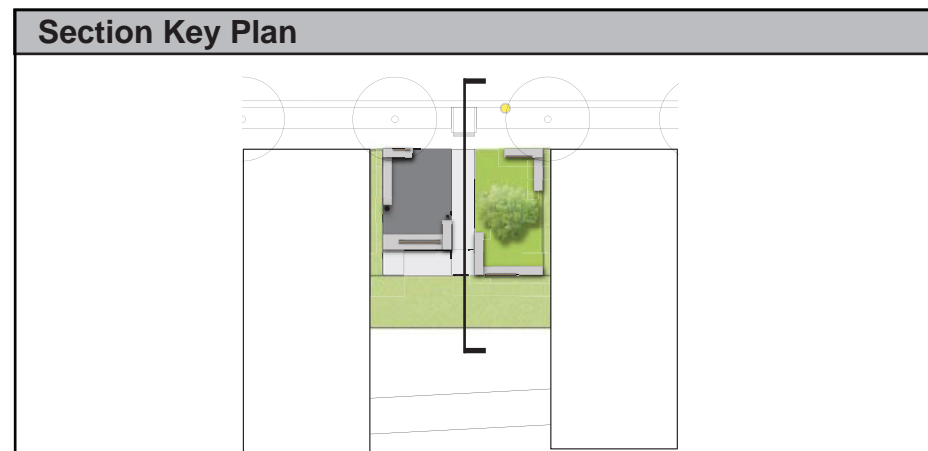


Pyrus calleryana
Flowering Ornamental Pear



Danthonia californica
California Oat Grass

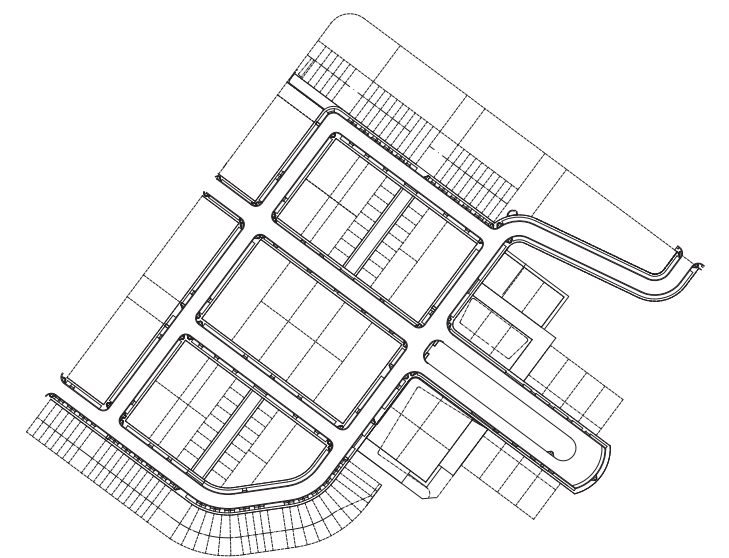
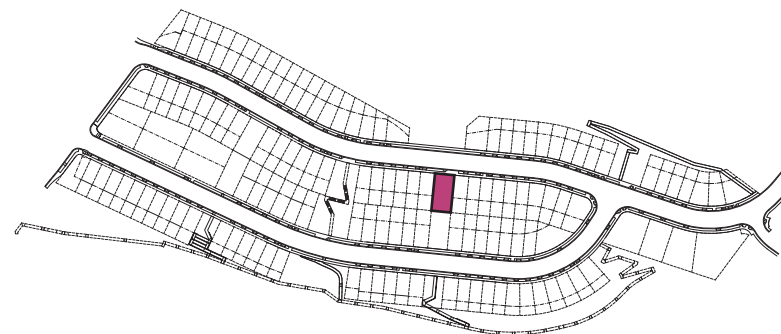






Pocket Park 04: Dining Room

Conger Moss Guillard



Legend

- 01 **C.I.P. Concrete Paving:** Integral color, sawcut joints, medium sand-blast.
- 02 **C.I.P. Concrete Stair with Metal Handrail:** As required. Integral color, medium sandblast finish.
- 03 **Stabilized Crushed Stone Paving**
- 04 **C.I.P. Concrete Seatwall With Wood Back And Armrests:** In locations as shown. 18"H x 2"W. Integral color, light sandblast finish. Provide skate deterrents.
- 05 **Wood Bench w/ Steel Frame:** Columbia Cascade 'Timber Form ParkWay' Bench, Model 2016-8. 1'-4" Seat Height, 2'-5" Back Height x 1'-10" Seat Width x 7'-10"L.
- 06 **Picnic Table:** Pilot Rock Multi-Pedestal Table, Model APT/G-8TP. Wheelchair Accessible. 8'-0"L x 2'-6"W.
- 07 **C.I.P. Concrete Curb:** 6"H at top of slope.
- 08 **Trash and Recycling Bins:** In locations as shown.
- 09 **Pedestrian Light:** In locations as shown.

Materials



01 C.I.P. Concrete Paving



02 C.I.P. Concrete Stair w/ Metal Handrail



03 Stabilized Crushed Stone Paving



04 C.I.P. Concrete Seatwall w/ Back



05 Wood Bench w/ Steel Frame



06 Picnic Table



08 Trash & Recycling Bins



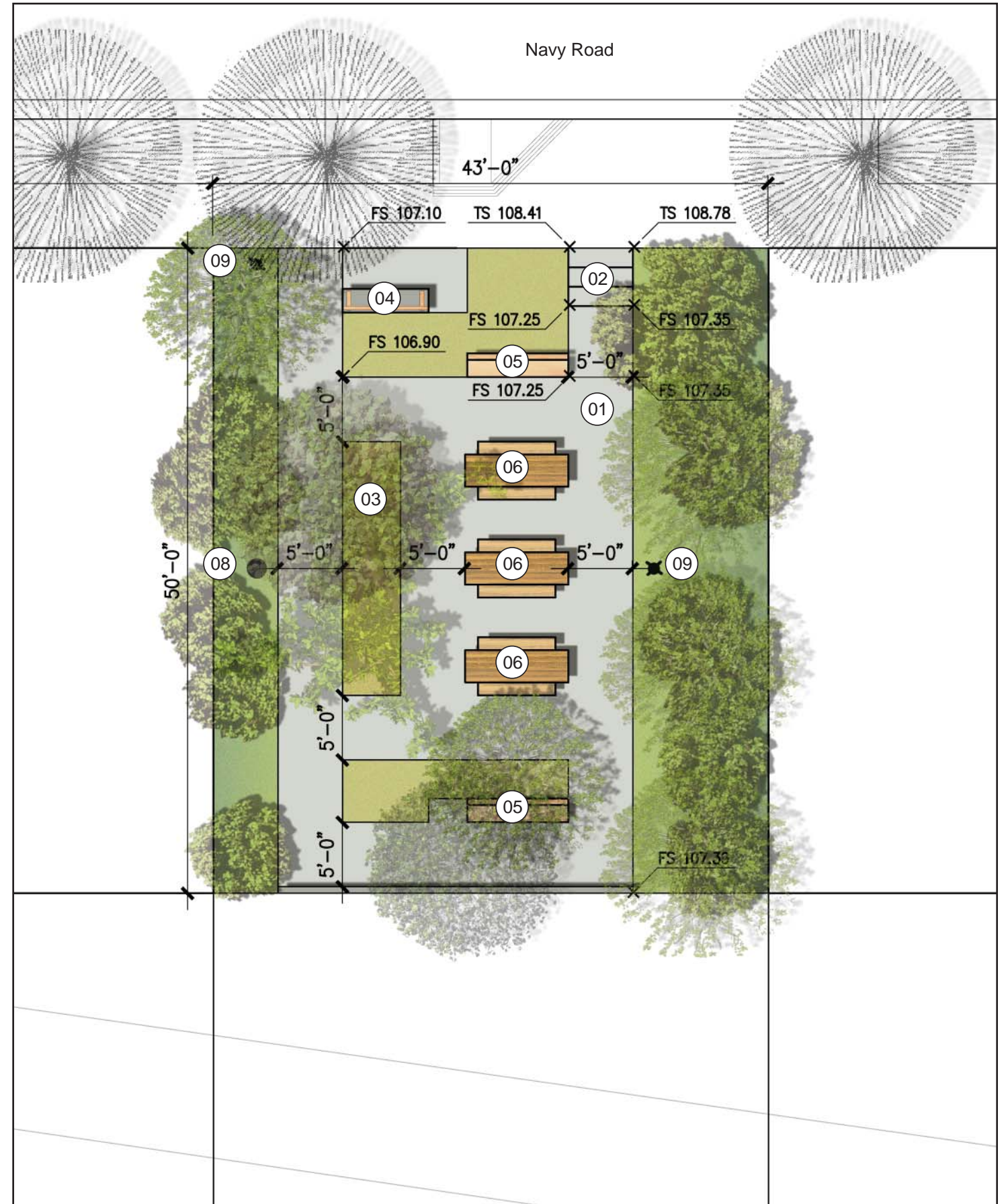
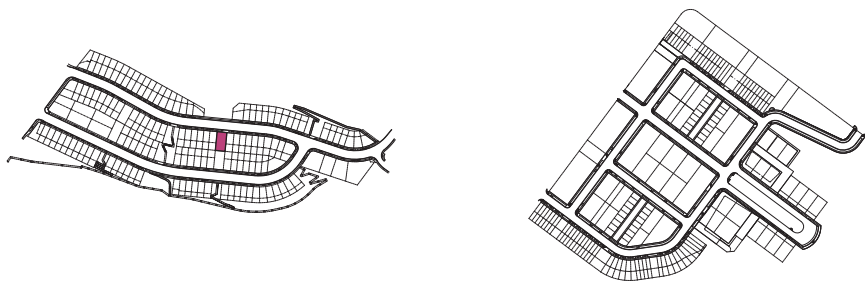
09 Pedestrian Light

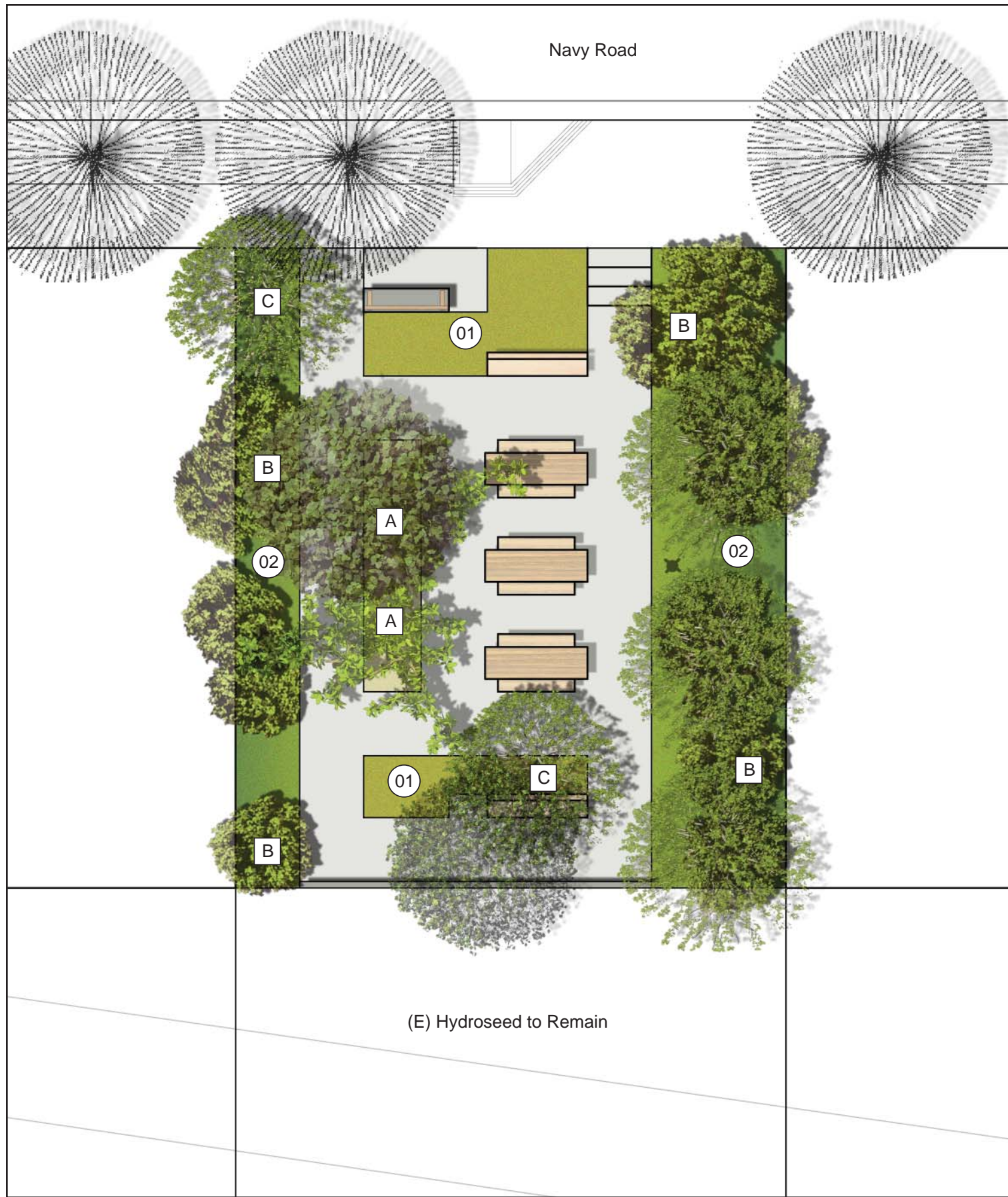
Pocket Park 04 Type: Dining Room

Total SF: 2150

A central 'room' for outdoor eating sits at the top of an open space corridor on the Hillside slope. The picnic area is framed by planting and seating areas and is designed to serve either large groups or individuals. Views outward are accentuated. Selected groundcovers, shrubs and trees provide a buffer to the adjacent architecture.

Key Plan





Bench Plant

Shrubs & Groundcovers

Trees

01



Phormium Tenax - Flax

02



Berberis thunbergii - Barberry



Buxus microphylla - Boxwood



Escallonia sp. - Escallonia



Myrsine africana - African Box



Viburnum tinus - Laurestinus



Rhipiolepis umbellata - Yeddo Hawthorn



Rhus integrifolia Lemonade Berry



Ilex aquifolium - English Holly



Osmanthus fragrans - Sweet Olive



Euonymus japonica - Evergreen Euonymus



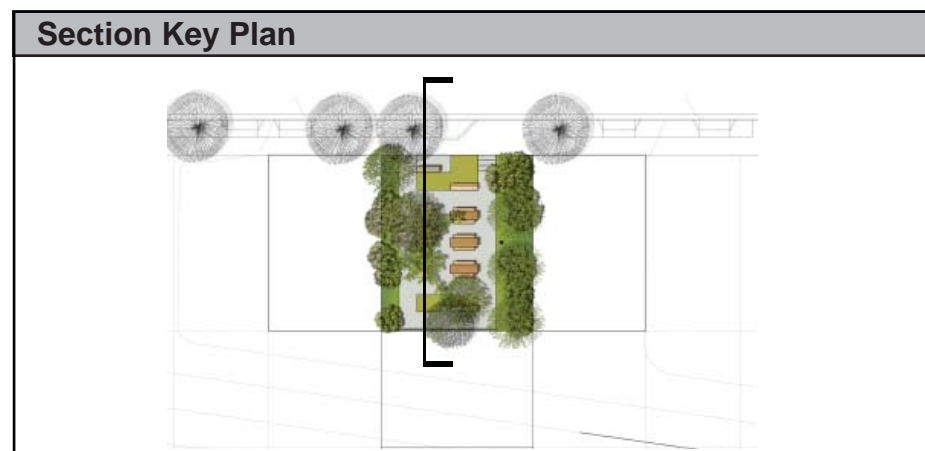
A Ginkgo biloba - Ginkgo Tree



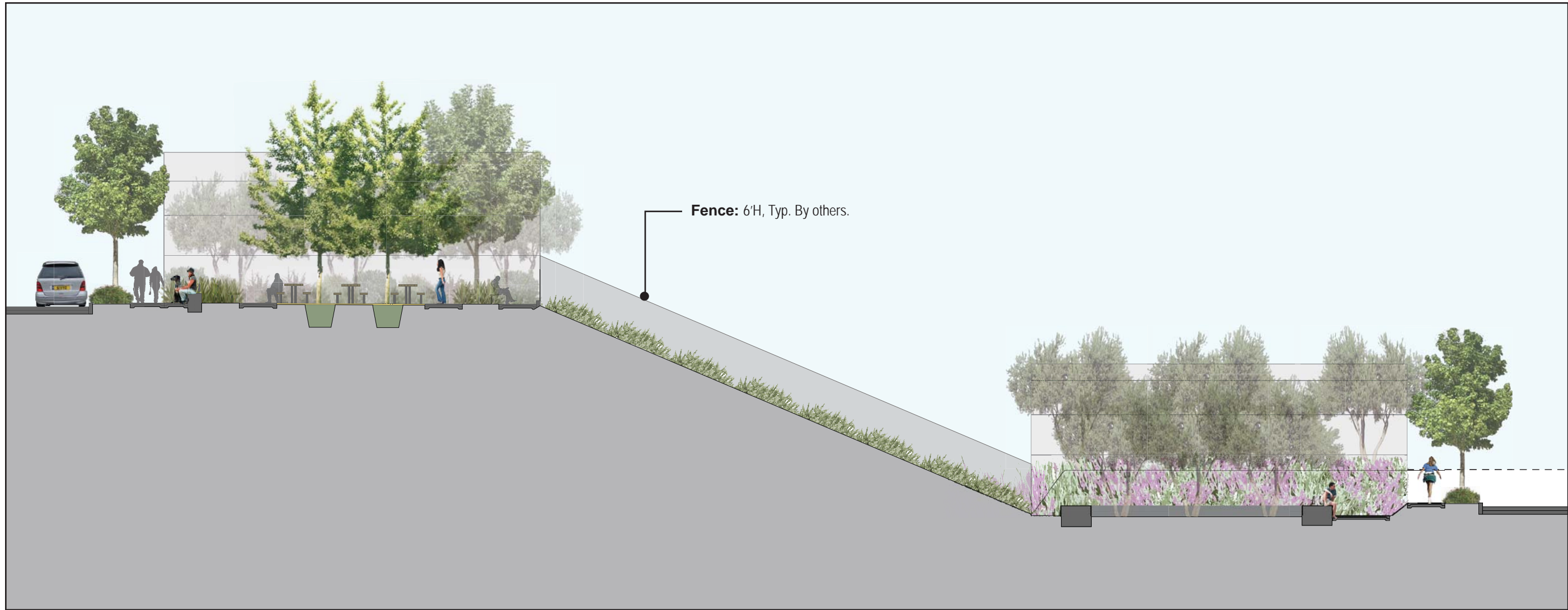
B Melaleuca quinquenervia - Cajeput Tree



C Pyrus calleryana - Pear Tree



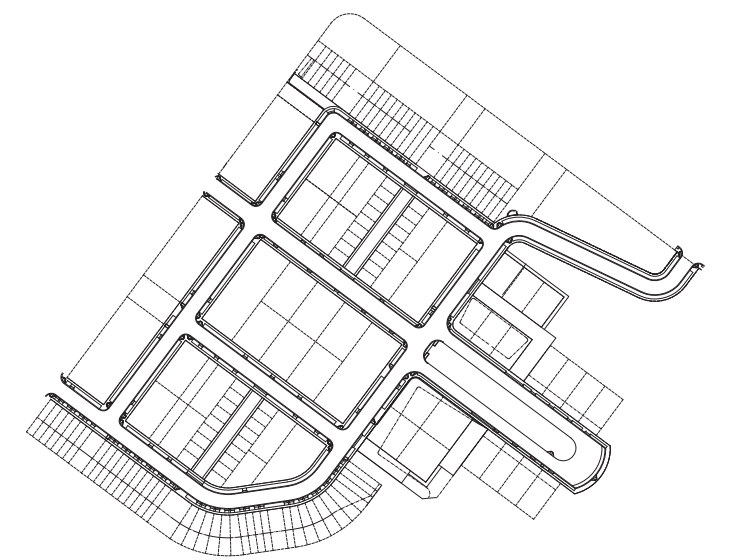
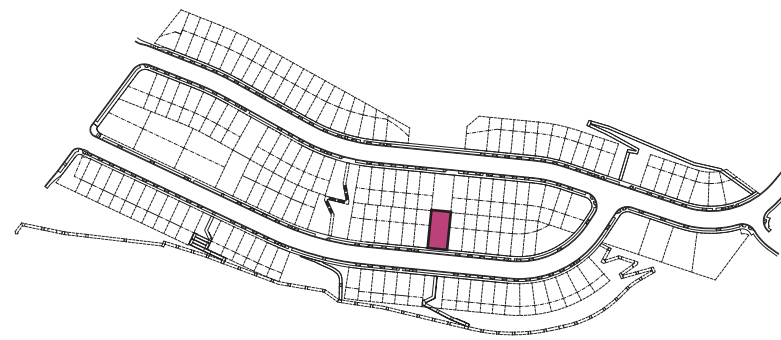




Pocket Park 04 ● ——— ● Pocket Park 05

Pocket Park 05: Passive Recreation

Conger Moss Guillard



Legend

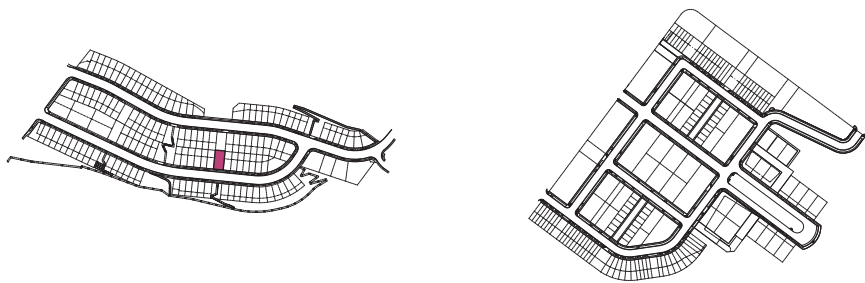
- 01 **C.I.P. Concrete Paving:** Integral color, sawcut joints, medium sand-blast.
- 02 **Stabilized Crushed Stone Paving**
- 03 **C.I.P. Concrete Seatwall With Wood Back And Armrests:** In locations as shown. 18"H x 4"W. Integral color, light sandblast finish. Provide skate deterrents.
- 04 **C.I.P. Concrete Wall:** 18" H x 6" W, integral color, light sandblast finish.
- 05 **Trash and Recycling Bins:** In locations as shown.
- 06 **Doggie Bag Dispenser:** In locations as shown.
- 07 **Pedestrian Light:** In locations as shown.
- 08 **Streetscape Light:** In locations as shown.

Pocket Park 05 Type: Passive Recreation

Total SF: 2150

This park sits in the middle of the Hillside slope. Buffer trees on each side rise out of a field of agapanthus below. A grove of Honey Locust filter light down into an open and flexible space surfaced with stabilized decomposed granite. A concrete curb holds this area, widening into a seating edge at opposite ends.

Key Plan



Materials



01 C.I.P. Concrete Paving 02 Stabilized Crushed Stone Paving



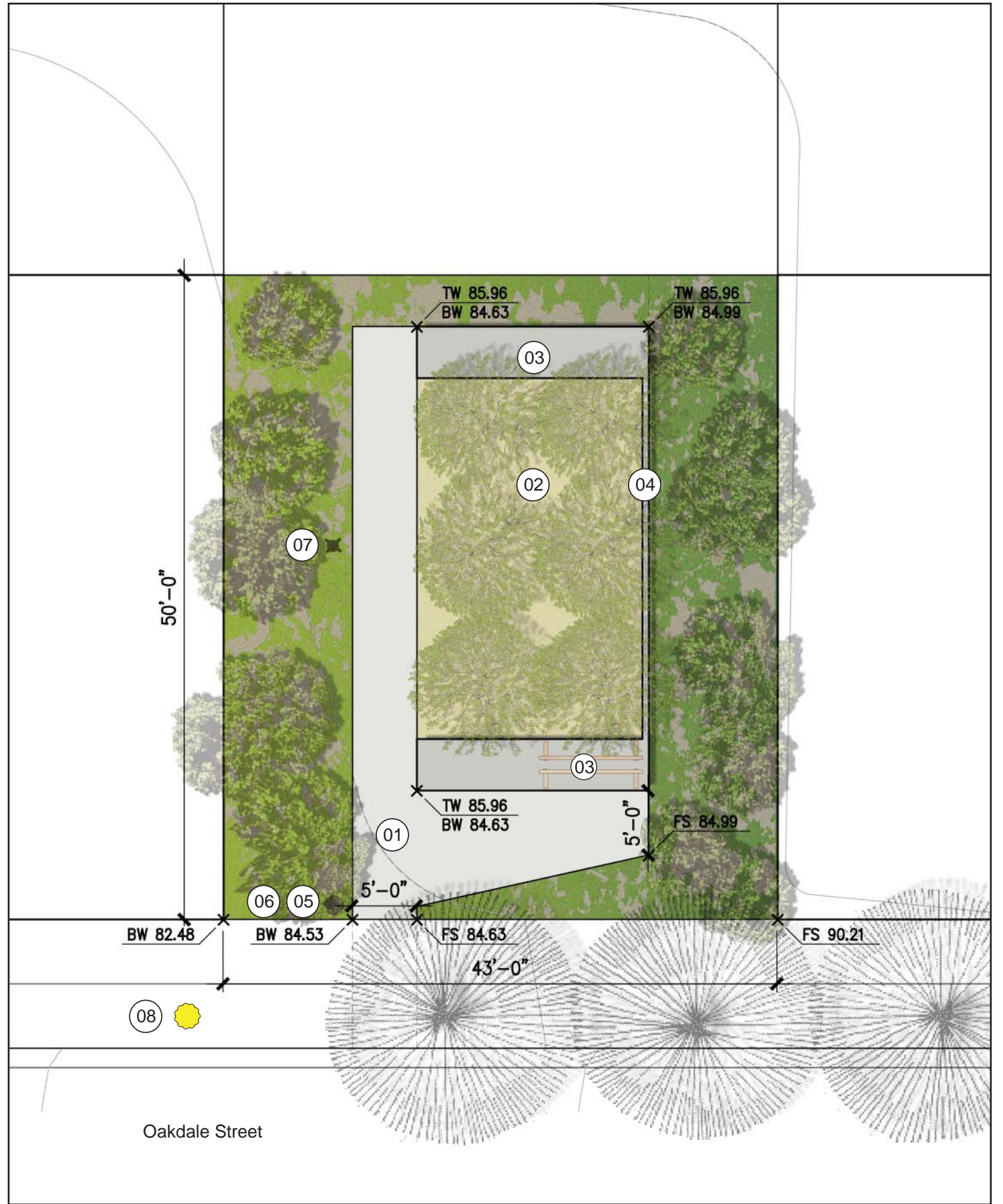
03 C.I.P. Concrete Seat-wall w/ Back



05 Trash & Recycling Bins 06 Doggie Bag Dispenser



07 Pedestrian Light






Monoculture Planting

Trees

01



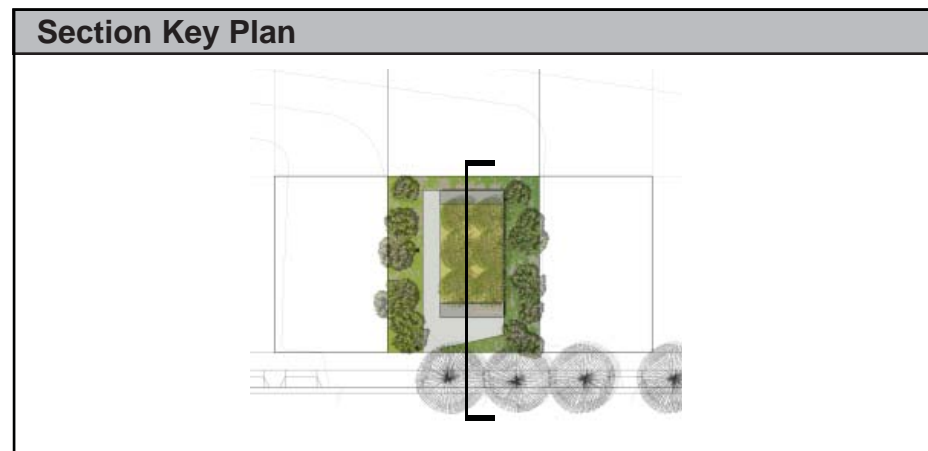
Agapanthus praecox
Lily of the Nile



A Melaleuca quinquinervia
Cajeput Tree



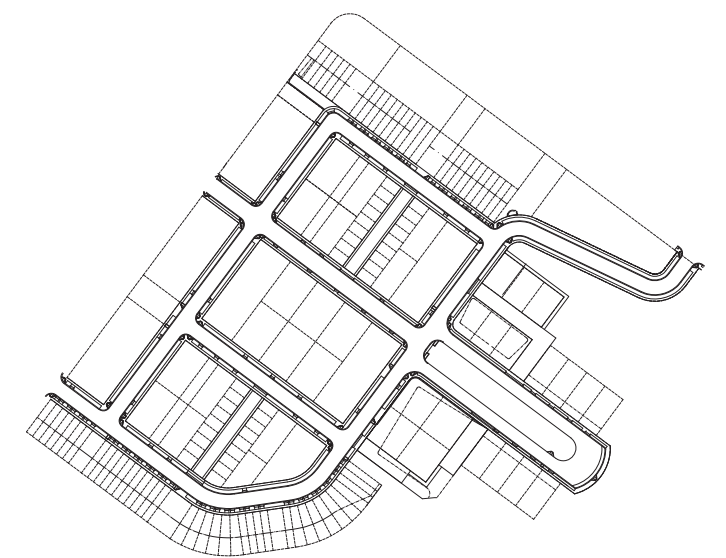
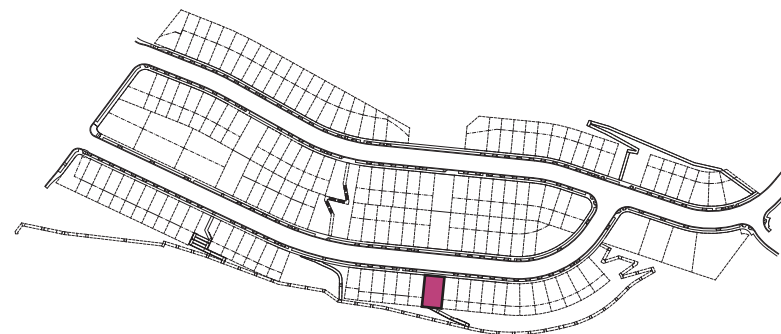
B Gleditsia triacanthos
Honey Locust






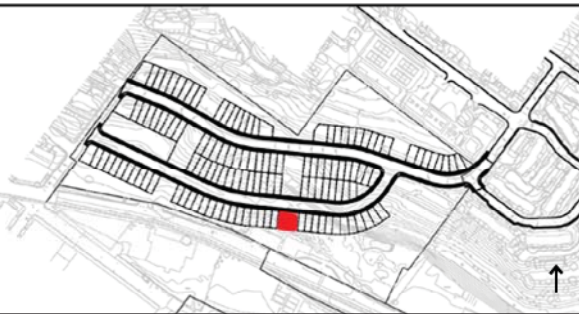
Pocket Park 06: Native Plant Trail Head

Stevens & Associates



LEGEND

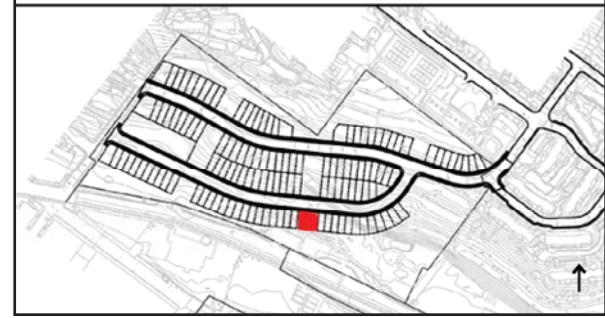
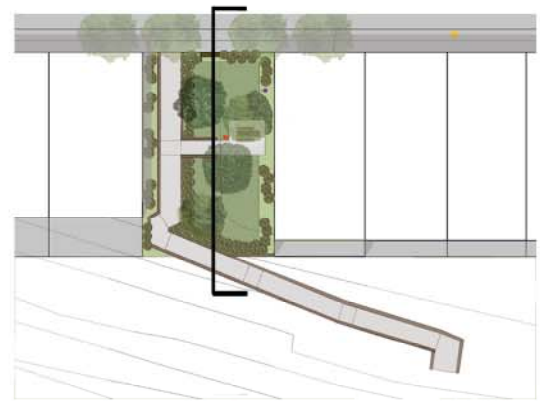
- ① C.I.P. Concrete Paving: *Regular, Broom Finish, Tool Joints*
- ② Lawn
- ③ Medium Height Shrubs and Ground Covers
- ④ Low Height Shrubs and Perennials
- ⑤ Evergreen Tree: 15 Gallon
- ⑥ Deciduous Tree: 15 Gallon
- ⑦ Existing Hydroseed at Slope to remain
- ⑧ ADA Accessible Wood Picnic Table with Seat and Gameboard
- ⑨ 6' Wood Bench
- ⑩ Pedestrian Light
- ⑪ Trash and Recycling Can
- ⑫ Street Tree (See Streetscape Plan): *Crateagus phaenopyrum, Washington Hawthorn*
- ⑬ Ramp with Metal Railing






LEGEND

- 01 C.I.P. Concrete Paving: Regular, Broom Finish, Tool Joints
- 02 Lawn
- 03 Medium Height Shrubs and Ground Covers
- 04 Low Height Shrubs and Perennials
- 05 Evergreen Tree: 15 Gallon
- 06 Deciduous Tree: 15 Gallon
- 07 Existing Hydroseed at slope to remain
- 08 ADA Accessible Wood Picnic Table with Seat and Gameboard
- 09 6' Wood Bench
- 10 Pedestrian Light
- 11 Trash and Recycling Can
- 12 Street Tree (See Streetscape Plan): *Crateagus phaenopyrum*, Washington Hawthorn
- 13 Ramp with Metal Railing





C.I.P. Concrete Paving



ADA Accessible Wood Picnic Table with Seat and Gameboard



6' Wood Bench



Pedestrian Light



Trash and Recycling Can



Metal Railing



Arbutus unedo



Aesculus californica
'Canyon Pink'



Platanus racemosa



Umbellularia californica



Arctostaphylos densiflora



Artemesia californica



Buddleia davidii 'Black Knight'



Ceanothus gloriosus
'Anchor Bay'



Erigonum arborescens



Heteromeles arbutifolia



Rhapiolepis indica



Gazania rigens



Myoporum parvifolium



Coreopsis verticillata



Epilobium californicum




Heuchera sanguinea



Oenothera californica



Pycnanthemum californicum



Medallion Dwarf Fescue

LEGEND

TREES

Medium/large trees with medium/light shade.
Arbutus Unedo, Strawberry Tree
Aesculus californica 'Canyon Pink', Canyon Pink California Buckeye
Platanus racemosa, California Sycamore
Umbellularia californica, California Laurel

SHRUBS

Mostly native plants with drought tolerance, attractive to birds, butterflies and bees.
Arctostaphylos densiflora, Sentinel Manzanit
Artemesia californica, Sagebrush
Buddleia davidii 'Black Knight', Butterfly bush
Ceanothus gloriosus 'Anchor Bay', Wild Lilac
Erigonum arborescens, Santa Cruz Buckwheat
Heteromeles arbutifolia, Toyon
Rhapiolepis indica, Indian Hawthorn

GROUND COVERS

Mostly native plants with drought tolerance.
Gazania rigens, Trailing Gazania
Myoporum parvifolium, Myoporum

PERENNIALS

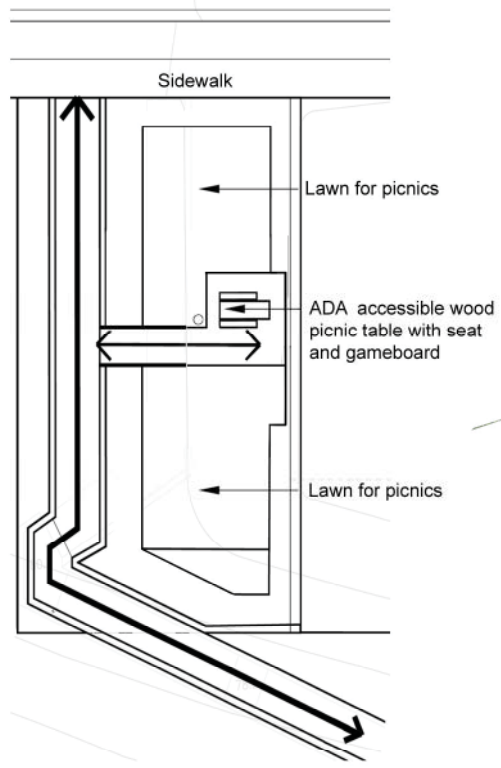
Mostly native plants with drought tolerance, decorative with colorful flowers, attractive to birds butterflies and bees.
Coreopsis verticillata, Thread Leaf Coreopsis
Epilobium californicum, California Fuchsia
Heuchera sanguinea, Coral Bells
Oenothera californica, Evening Primrose
Pycnanthemum californicum, Mountain Mint

LAWN

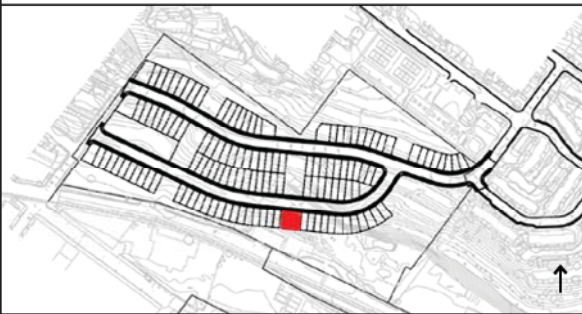
Durable with lesser water requirement.
Medallion Dwarf Fescue, Dwarf Fescue



LEGEND

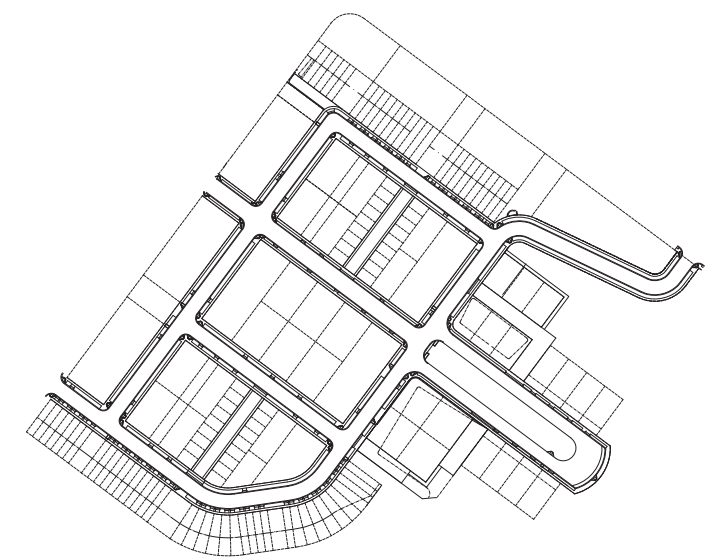
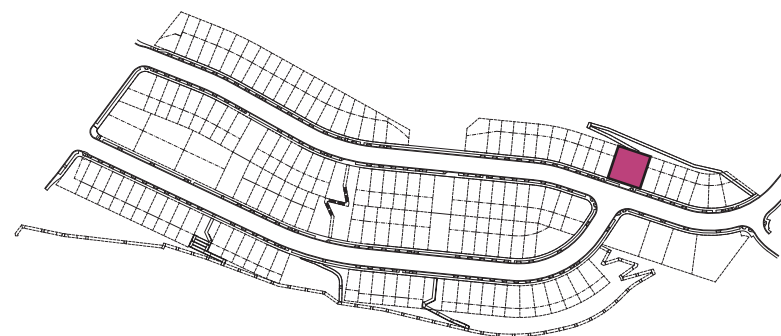


CONCEPT CIRCULATION DIAGRAM
SCALE: N.T.S.




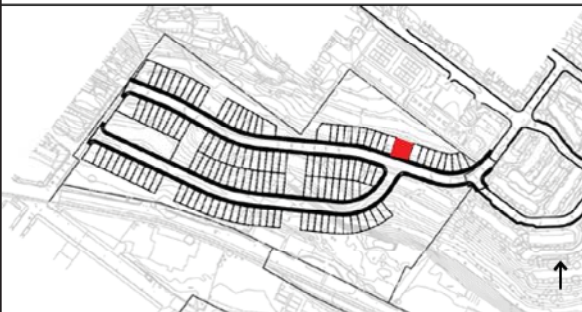
Pocket Park 07: Native Plant Trail Head

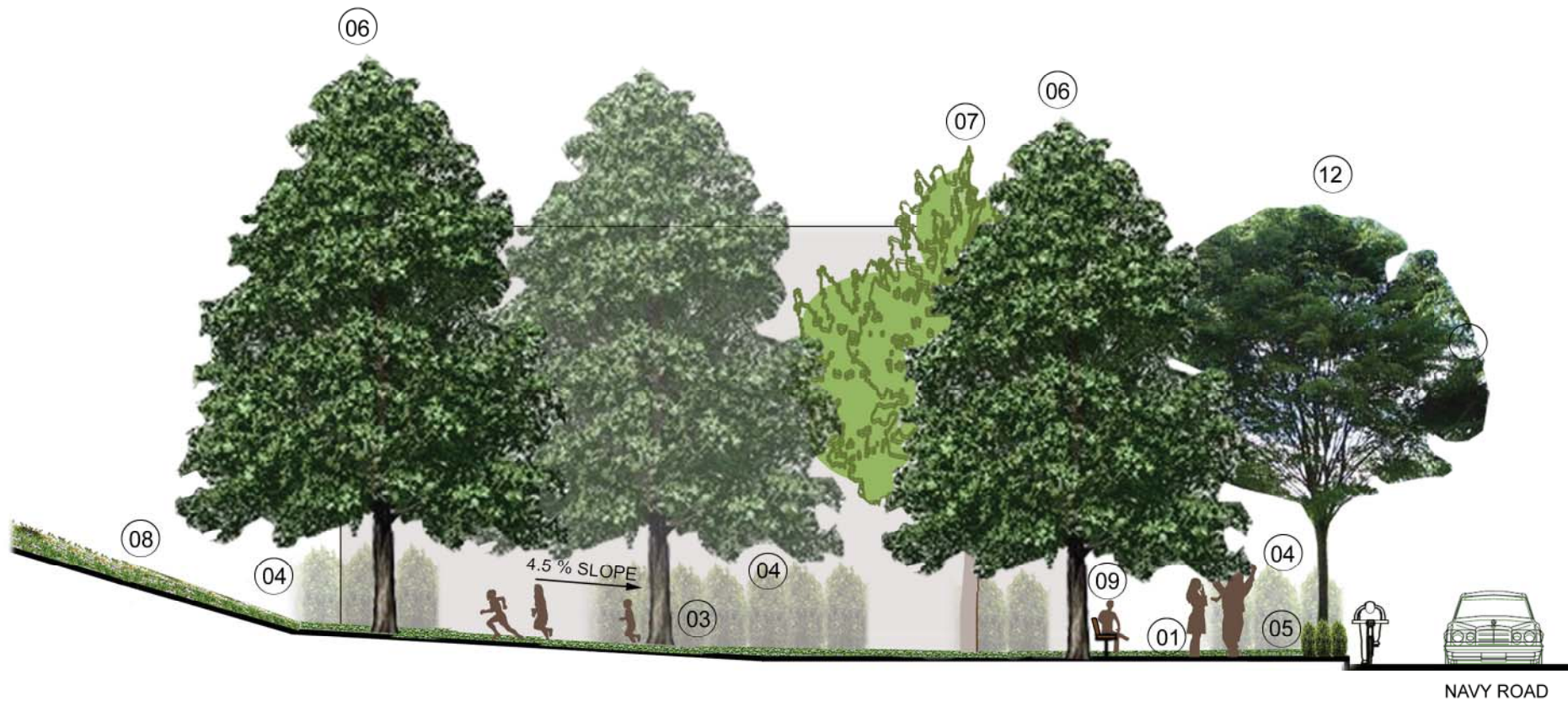
Stevens & Associates



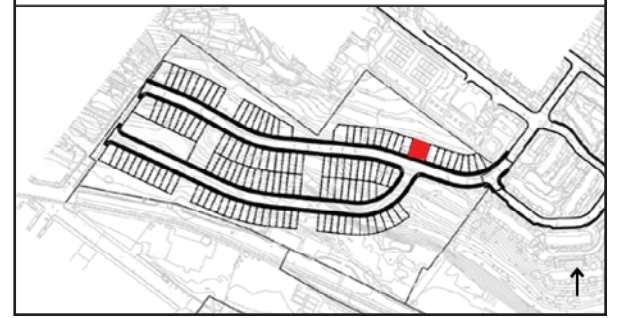
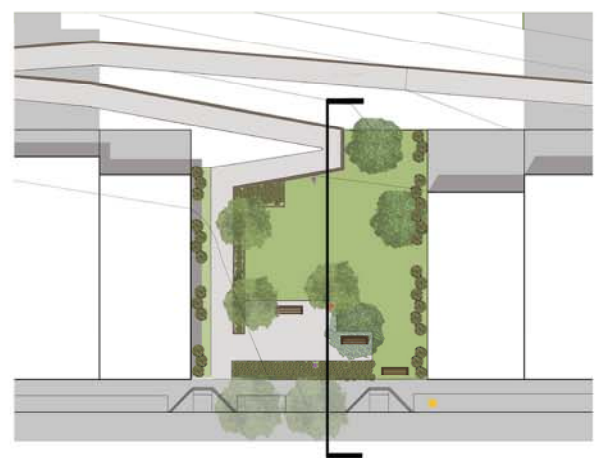
LEGEND

- 01 C.I.P. Concrete Paving: Regular, Broom Finish, Tool Joints
- 02 C.I.P. Concrete Planter (for Community Gardens: Height Varies 6" - 30" X 6" W. Integral Color, Light Sandblast
- 03 Ground Covers / Perennials
- 04 Medium Height Shrubs and Ground Covers
- 05 Low Height Shrubs and Ground Covers
- 06 Evergreen Tree: 15 Gallon
- 07 Deciduous Tree: 15 Gallon
- 08 Existing Hydroseed at slope to remain
- 09 6' Wood Bench
- 10 Pedestrian Light
- 11 Trash and Recycling Can
- 12 Street Tree (See Streetscape Plan): *Tristania Conferta*, Brisbane Box
- 13 Existing Retaining Wall to remain
- 14 Street Light (See Streetscape Plan)





- LEGEND**
- 01 C.I.P. Concrete Paving: Regular, Broom Finish, Tool Joints
 - 03 Ground Covers / Perennials
 - 04 Medium Height Shrubs and Ground Covers
 - 05 Low Height Shrubs and Ground Covers
 - 06 Evergreen Tree: 15 Gallon
 - 07 Deciduous Tree: 15 Gallon
 - 08 Existing Hydroseed at slope to remain
 - 09 6' Wood Bench
 - 10 Pedestrian Light
 - 12 Street Tree (See *Tristania Conferta*, Brisbane Box)





C.I.P. Concrete Paving



Concrete Planter



6' Wood Bench



Pedestrian Light



Trash and Recycling Can



Acer platanoides 'Crimson King'



Aesculus californica 'Canyon Pink'



Fraxinus uhdei



Laurus nobilis



Olea Europaea 'Mission'



Platanus racemosa



Agapanthus 'Peter Pan'



Artemesia californica



Erigonum arborescens



Escallonia 'Compacta'



Heteromeles arbutifolia



Nandina domestica 'Compacta'



Osmanthus fragrans



Myoporum parvifolium



Trachelospermum jasminoides



Epilobium californicum



Gaillardia



Hemerocallis hybrids



Heuchera sanguinea



Lavandula angustifolia 'Munstead'



Monardella macrantha



Penstemon spp.



Salvia leucantha

LEGEND

TREES

Medium/large trees with medium/light shade.
Acer platanoides 'Crimson King', Norway Maple
Aesculus californica 'Canyon Pink', Canyon Pink California Buckeye
Fraxinus uhdei, Evergreen Ash
Laurus nobilis, Sweet Bay
Olea europaea 'Mission', Mission Olive
Platanus racemosa, California Sycamore

SHRUBS

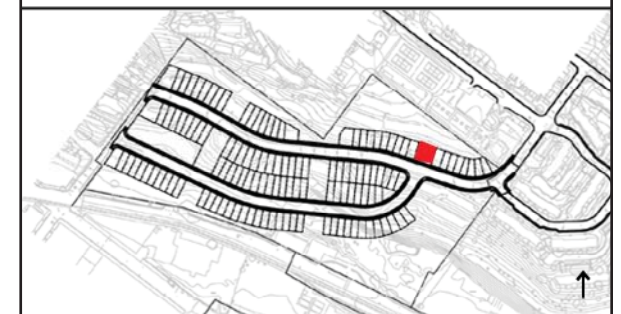
Mostly native plants with drought tolerance, attractive to birds, butterflies and bees.
Agapanthus 'PeterPan', Agapanthus
Artemesia californica, Sagebrush
Erigonum arborescens, Santa Cruz Buckwheat
Escallonia 'Compacta', Escallonia
Heteromeles arbutifolia, Toyon
Nandina domestica 'Compacta', Dwarf Heavenly Bamboo
Osmanthus fragrans, Sweet Olive

GROUND COVERS

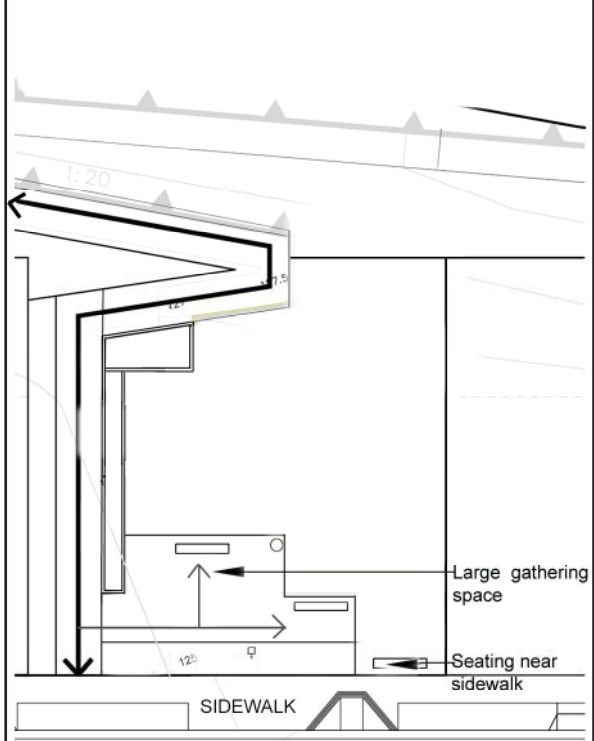
Mostly native plants with drought tolerance. Low maintenance.
Myoporum parvifolium, Myoporum
Trachelospermum jasminoides, Star Jasmine

PERENNIALS

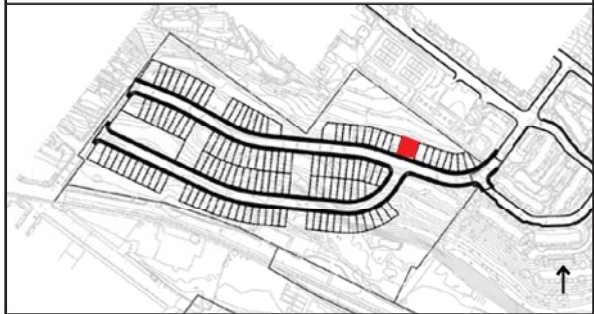
Mostly native plants with drought tolerance, decorative with colorful flowers, attractive to birds, butterflies and bees.
Epilobium californicum, California Fuchsia
Gaillardia, Blanket Flower
Hemerocallis hybrids, Evergreen Daylily
Heuchera sanguinea, Coral Bells
Lavandula angustifolia 'Munstead', Munstead Dwarf English Lavender
Monardella macrantha, Hummingbird Mint
Penstemon spp., Penstemon
Salvia leucantha, Mexican Bush Sage



LEGEND

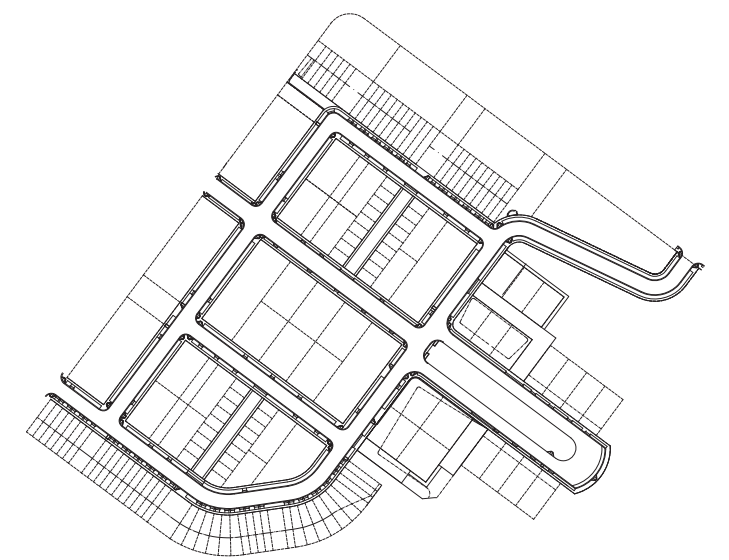
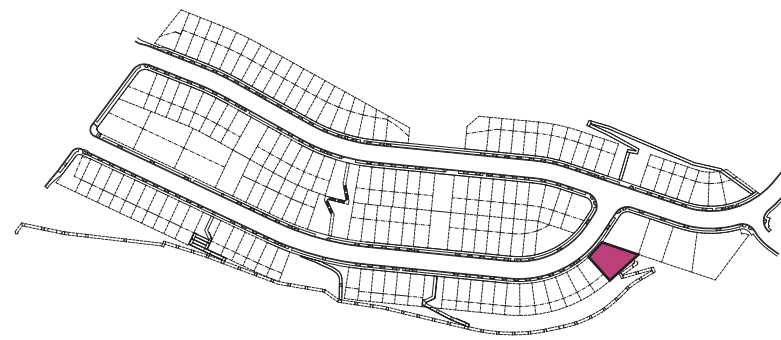


CONCEPT CIRCULATION DIAGRAM
SCALE: N.T.S.



Pocket Park 08: Native Plant Trail Head

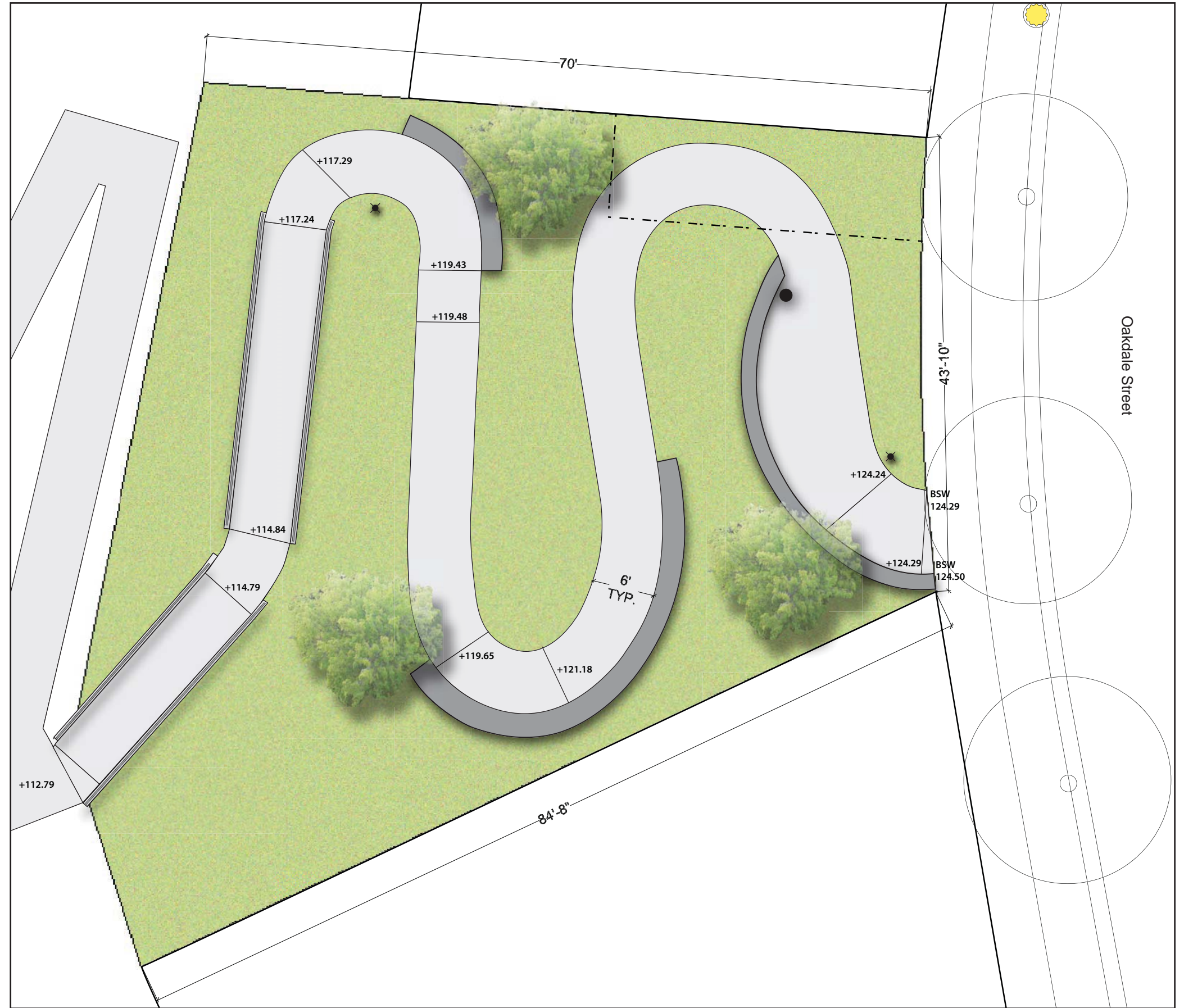
Adrienne Wong Associates



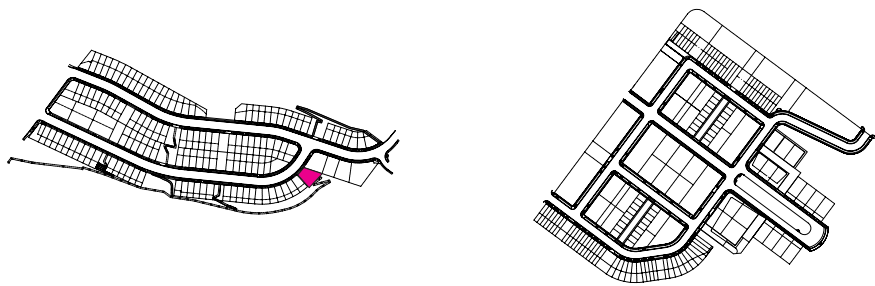
POCKET PARK TYPE: NATIVE TRAIL HEAD

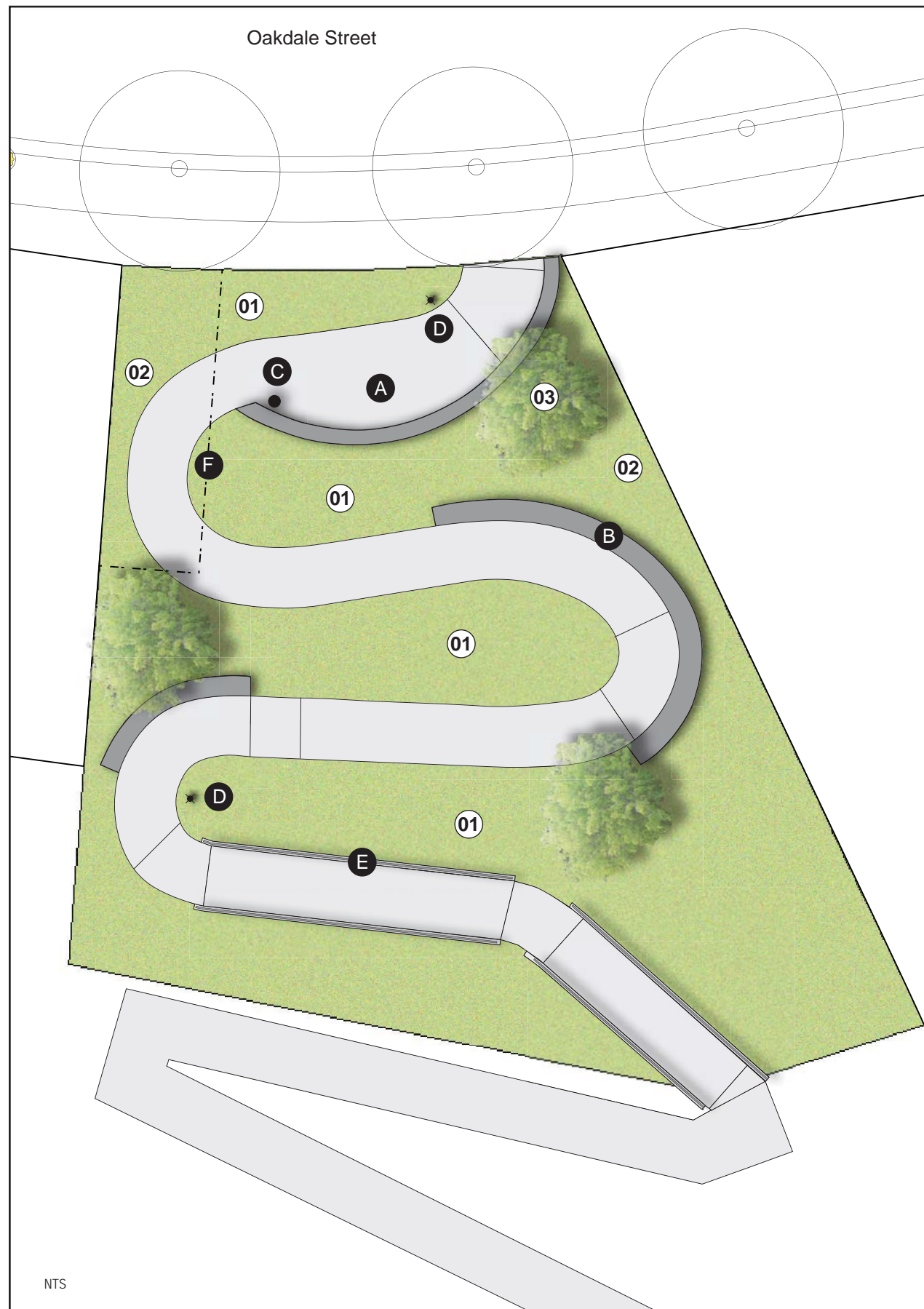
Total SF: 5044

Sweeping views of the bay can be seen from multiple angles within this park. A meandering path traverses through this hillside landscape, taking the user on a journey to explore the site. Pathways are designed to accommodate group travel. Refuge points are created along the path to provide places for park go-ers to rest and to contemplate. Plants will be selected to encourage habitation by native fauna while decreasing irrigation and maintenance needs.



KEY PLAN





SHRUBS AND GROUNDCOVERS

01



Lupinus arboreus
Lupin



Carpentaria californica
Bush Anemone



Mimulus aurantiacus
Sticky Monkey Flower



Eriogonum fasciculatum
California Buckwheat



Myrica californica
Pacific Wax Myrtle



Erigeron glaucus
Beach Aster



Baccharis pilularis
Coyote Bush



Ceanothus spp.
Lilac



Fremontodendron californicum
Flannel Bush



Achillea spp.
Yarrow

VINES

02



Distictis spp.
Trumpet Vine



Hardenbergia spp.
Lilac Vine



Parthenocissus Tricuspidata
Boston Ivy

TREES

03



Pyrus calleryana
Callery Pear



Platanus acerifolia 'Columbia'
Columbia Plane Tree



Aesculus californica
California Buckeye

MATERIALS



A C.I.P. Concrete Paving



B C.I.P. Concrete retaining wall/
Seatwall



C Trash & Recycling
Bins



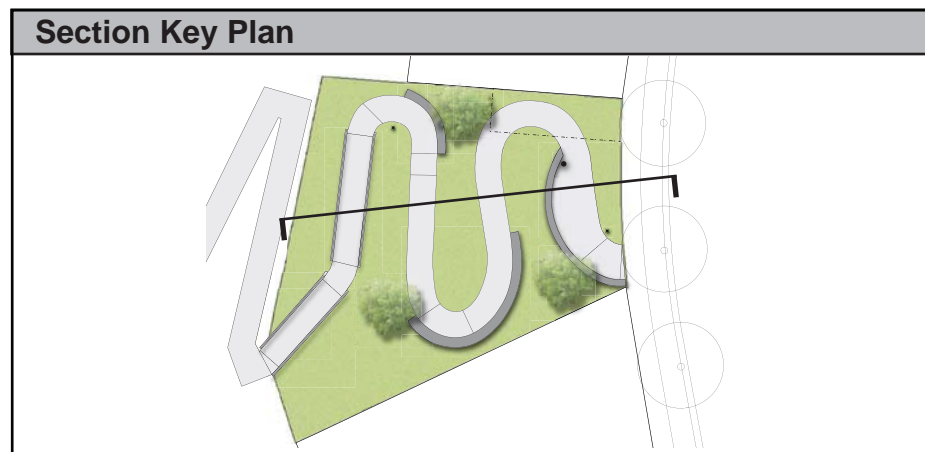
D Pedestrian
Light



E Metal Railing

F Easement: 30'L x 10'W.
In location as shown.

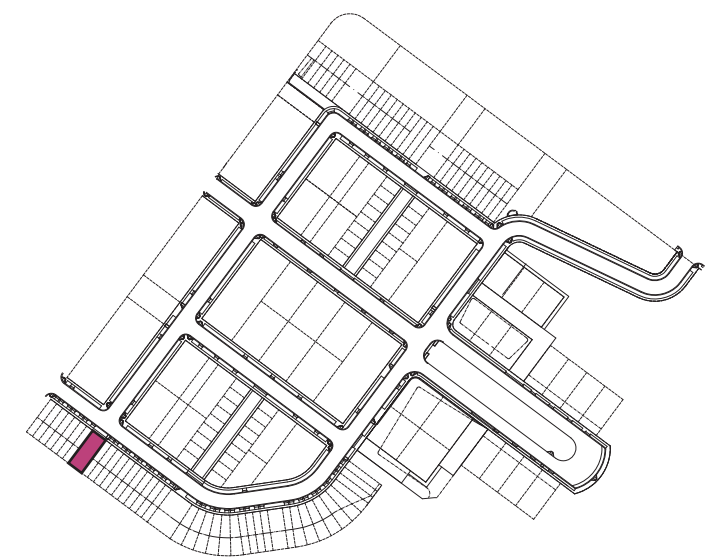
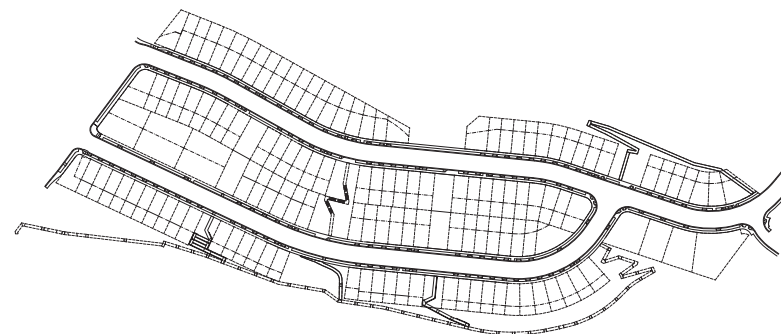
NTS






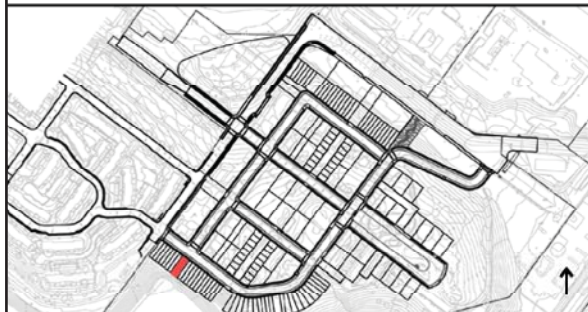
Pocket Park 09: Living Room

Stevens & Associates



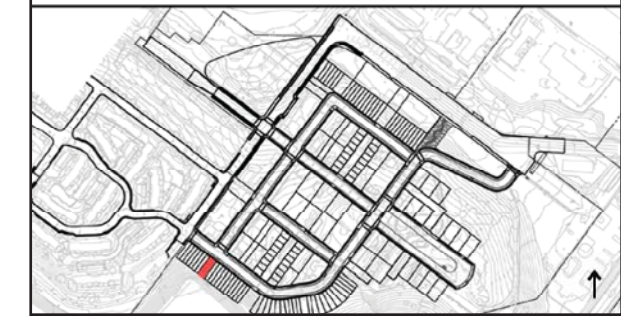
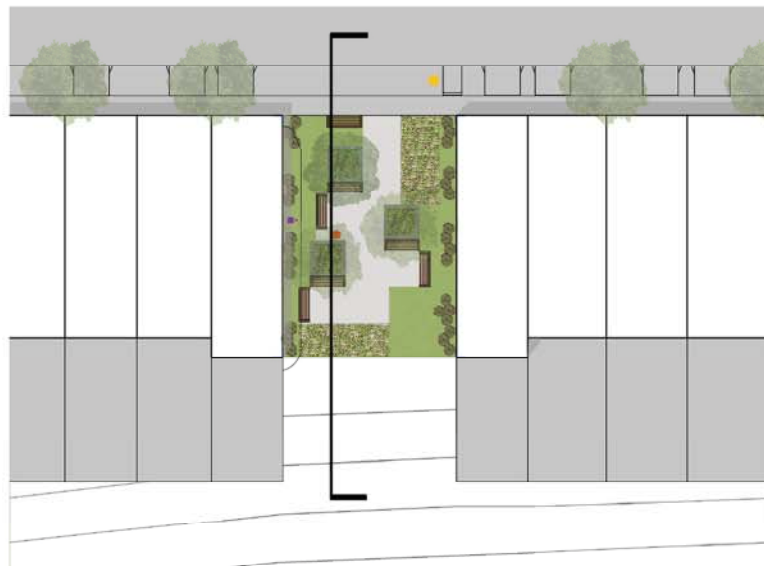
LEGEND

- 01 C.I.P. Concrete Paving: Regular, Broom Finish, Tool Joints
- 02 C.I.P. Concrete Planter: 30"H X 6"W. Integral Color, Light Sandblast
- 03 Ground Covers
- 04 Perennials
- 05 Medium Height Shrubs and Ground Covers
- 06 Evergreen Tree: 15 Gallon
- 07 Deciduous Tree: 15 Gallon
- 08 Existing Hydroseed at slope to remain
- 09 6' Wood Bench
- 10 Pedestrian Light
- 11 Trash and Recycling Can
- 12 Street Tree (See Streetscape Plan): *Platanus acerifolia* "Yarwood", Yarwood Sycamore
- 13 Street Light (See Streetscape Plan)



LEGEND

- 01 C.I.P. Concrete Paving: *Regular, Broom Finish, Tool Joints*
- 02 C.I.P. Concrete Planter: *30"H X 6"W. Integral Color, Light Sandblast*
- 03 Ground Covers
- 04 Perennials
- 05 Medium Height Shrubs and Ground Covers
- 06 Evergreen Tree: 15 Gallon
- 07 Deciduous Tree: 15 Gallon
- 08 Existing Hydroseed at slope to remain
- 09 6' Wood Bench
- 11 Trash and Recycling Can
- 12 Street Tree (See Streetscape Plan): *Platanus acerifolia "Yarwood", Yarwood Sycamore*





C.I.P. Concrete Paving



Concrete Planter



6' Wood Bench



Pedestrian Light



Trash and Recycling Can



Eriobotrya japonica



Lagerstroemia indica



Pyrus calleryana



Pittosporum spp.



Prunus ilicifolia



Rhapiolepis indica 'Ballerina'



Rhus integrifolia



Coprosoma 'Verde Vista'



Gazania rigens



Myoporum parvifolium



Trachelospermum jasminoides



Epilobium californica



Erigeron glaucus



Hemerocallis hybrids



Lavandula angustifolia 'Munstead'



Mimulus tilingi



Penstemon spp.



Pycnanthemum californicum



Verbena bonariensis

LEGEND

TREES

Medium/large trees with medium/light shade.
Eriobotrya japonica, Loquat
Lagerstroemia indica, Crape Myrtle
Pyrus calleryana, Bradford Pear

SHRUBS

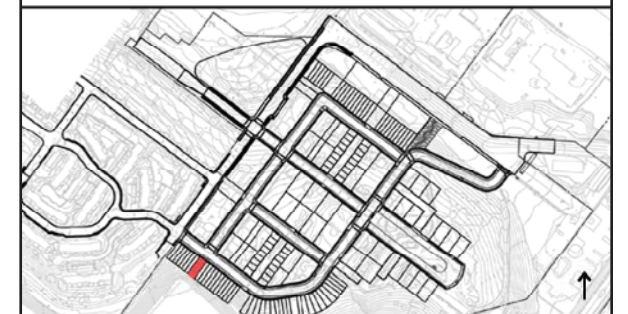
Mostly native plants with drought tolerance.
Pittosporum spp., Pittosporum
Prunus ilicifolia, Holly-Leafed Cherry
Rhapiolepis indica 'Ballerina', Dwarf Indian Hawthorn
Rhus integrifolia., Lemonade Berry

GROUND COVERS

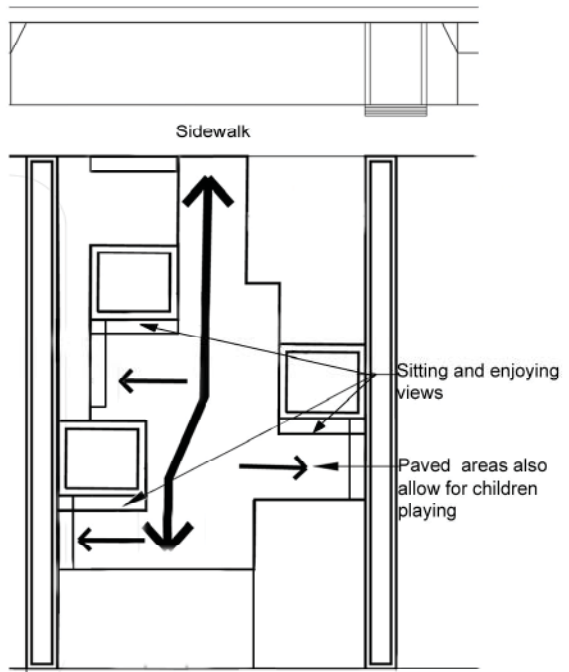
Mostly native plants with drought tolerance.
Coprosoma 'Verde Vista', Coprosoma
Gazania rigens, Trailing Gazania
Myoporum parvifolium, Myoporum
Trachelospermum jasminoides, Star Jasmine

PERENNIALS

Mostly native plants with drought tolerance, decorative with colorful flowers, attractive to birds butterflies and bees.
Epilobium californica, California Fuchsia
Erigeron glaucus, Seaside Daisy
Hemerocallis hybrids, Evergreen Daylily
Lavandula angustifolia 'Munstead', Munstead Dwarf English Lavender
Mimulus tilingi, Brewer's Monkeyflower
Penstemon spp., Penstemon
Pycnanthemum californicum, Mountain Mint
Verbena bonariensis, Purpletop Verbena



LEGEND

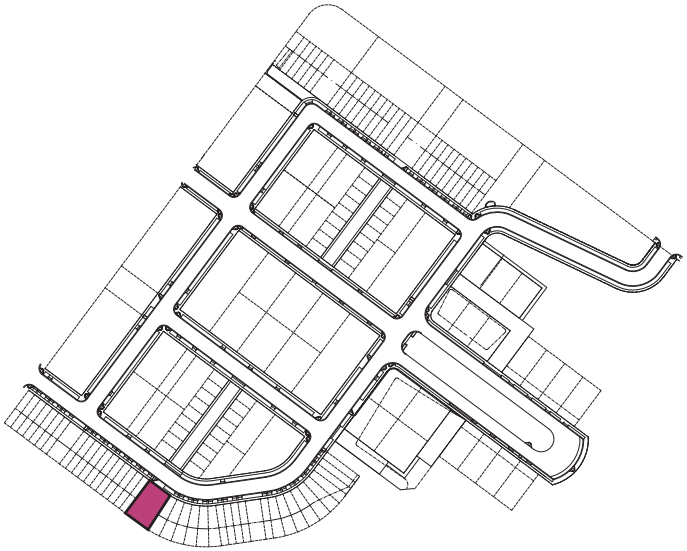
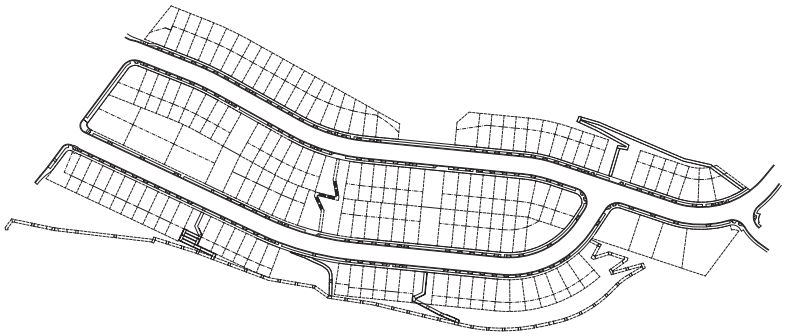


CONCEPT CIRCULATION DIAGRAM
SCALE: N.T.S.



Pocket Park 10: Dining Room

Conger Moss Guillard



Legend

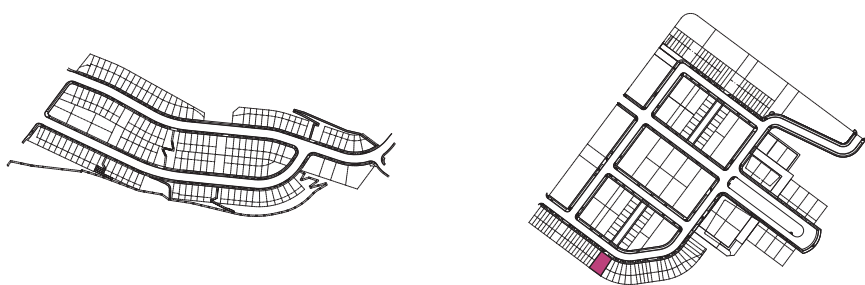
- 01 **C.I.P. Concrete Paving:** Integral color, sawcut joints, medium sand-blast.
- 02 **Stabilized Crushed Stone Paving**
- 03 **C.I.P. Concrete Seatwall With Wood Back And Armrests:** In locations as shown. 18"H x 2"W. Integral color, light sandblast finish. Provide skate deterrents.
- 04 **Wood Bench w/ Steel Frame:** Timber Form 'Greenway' Bench, Model 2140-8. 1'-4" Seat Height, 2'-6" Overall Height, 1'-9" Seat Width, 7'-10"L.
- 05 **Wood Table and Bench with Steel Frame:** 18'-0"L x 4'-0"W.
- 06 **C.I.P. Concrete Curb:** 6"H at top of slope.
- 07 **Trash and Recycling Bins:** In locations as shown.
- 08 **Doggie Bag Dispenser:** In locations as shown.
- 09 **Pedestrian Light:** In locations as shown.
- 09 **Streetscape Light:** In locations as shown.

Pocket Park 10 Type: Dining Room

Total SF: 2905

Located on the southern side of Hillpoint, wide views open out to the bay. A long, linear seatwall on the street side creates an edge to the park while simultaneously engaging the sidewalk. Another seatwall bookends the park and provides ample seating opportunities to enjoy the views. A carpet of lawn can be used in multiple ways while also allowing for spill-over seating from the large central table for eating. A single specimen tree provides verticality and acts as an anchor. The width of this park allows for deeper planting areas in the buffer zone.

Key Plan



Materials



01 C.I.P. Concrete Paving 02 Stabilized Crushed Stone Paving



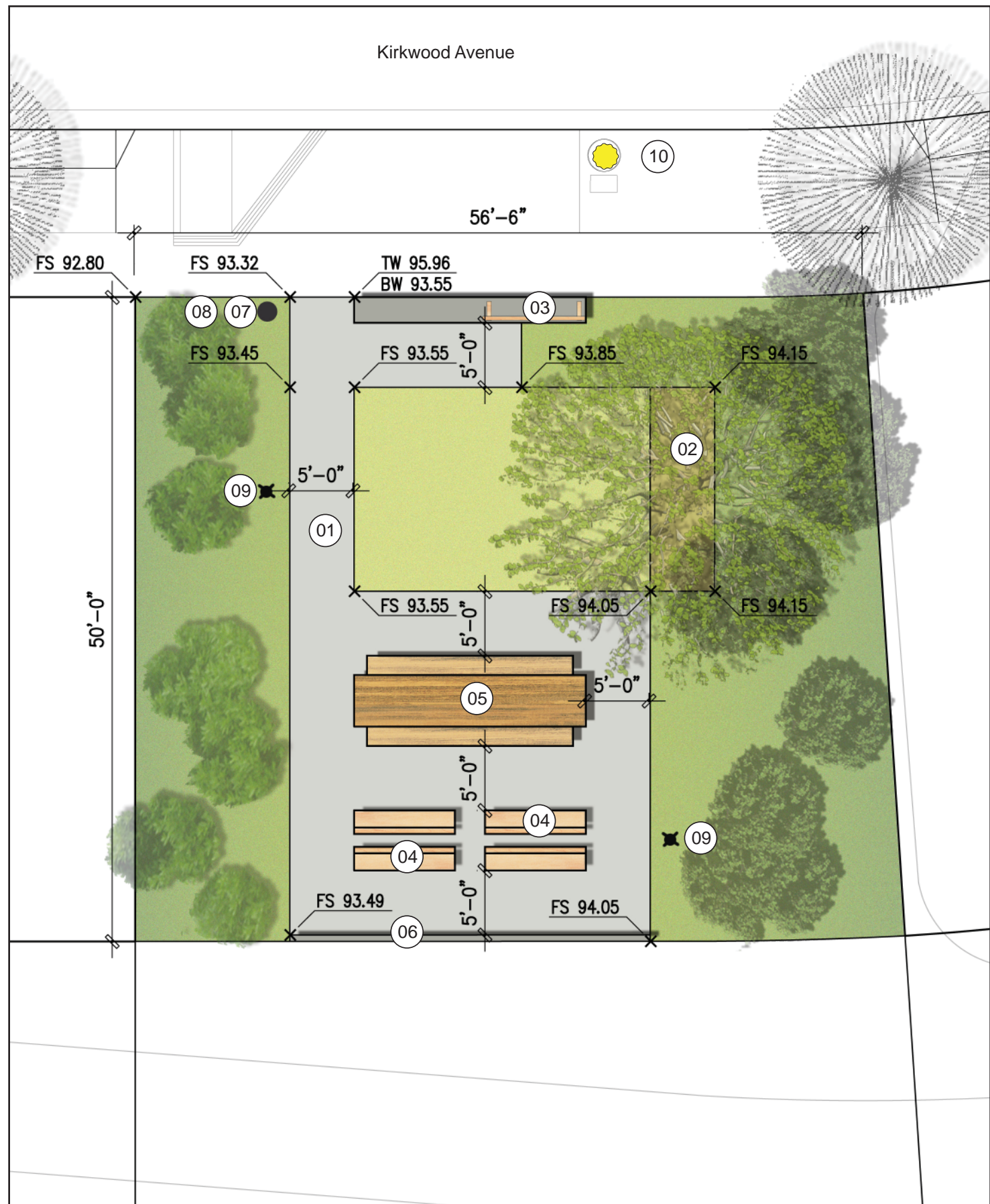
03 C.I.P. Concrete Seat-wall w/ Back 04 Wood Bench w/ Steel Frame

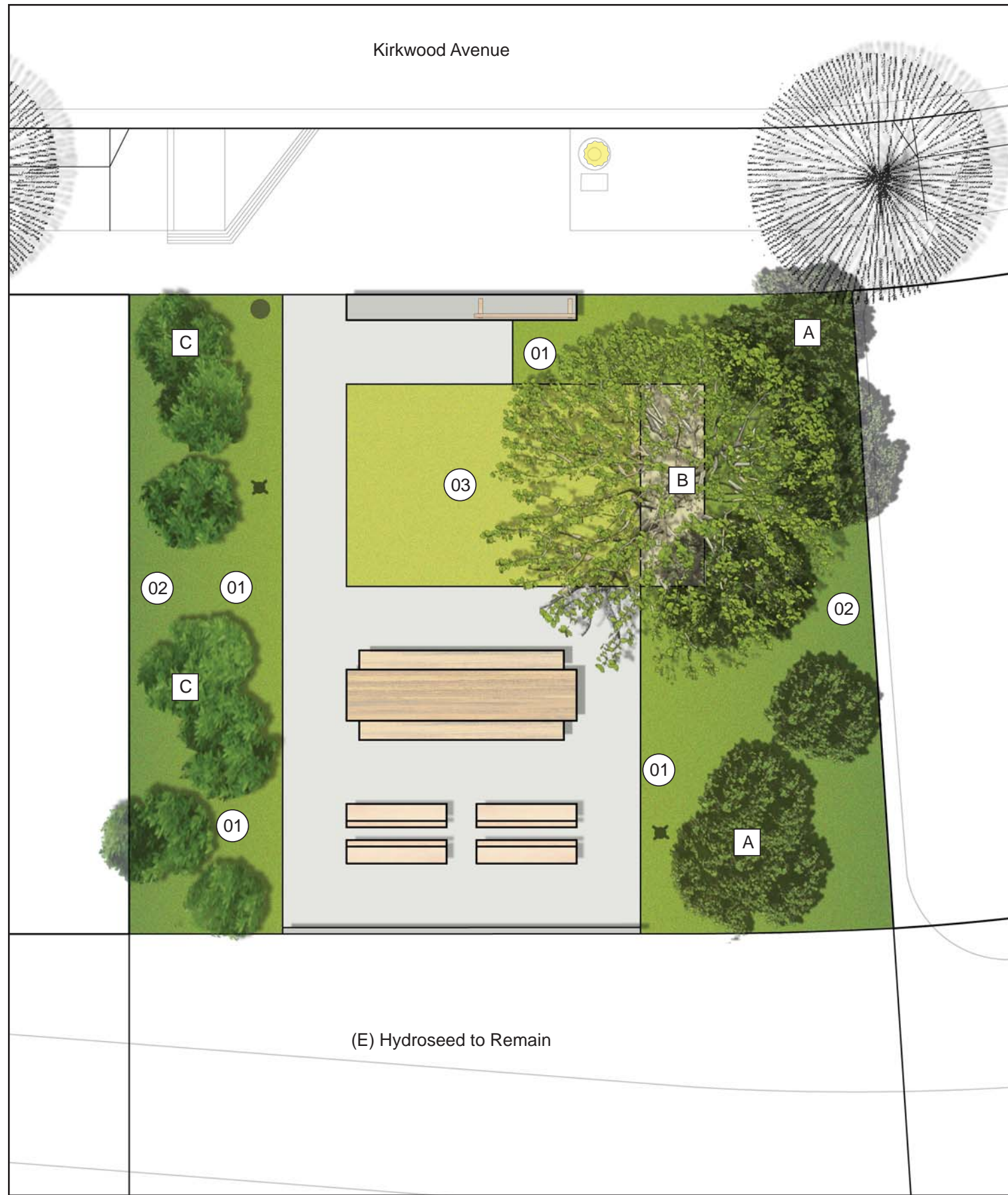


05 Wood Table and Bench with Steel Frame 07 Trash & Recycling Bins



08 Doggie Bag Dispenser 09 Pedestrian Light





Ornamental Planting



01 Diates vegeta - African Iris



Santolina chamaecyparissus
Lavender Cotton



Lavandula sp. Lavender



Hemerocallis - Daylily



Cistus sp. - Rockrose



Achillea sp. - Common Yarrow



Salvia sp. - Sage

Buffer



02 Buxus microphylla - Boxwood



Philadelphus coronarius
Sweet Mock Orange



Myrsine africana
African Box



Osmanthus fragens
Sweet Olive




Raphiolepis umbellata
Yeddo Hawthorn




Hypericum calycium
St John's Wort

Lawn



03 Festuca arundinacea
Dwarf Tall Fescue

Trees



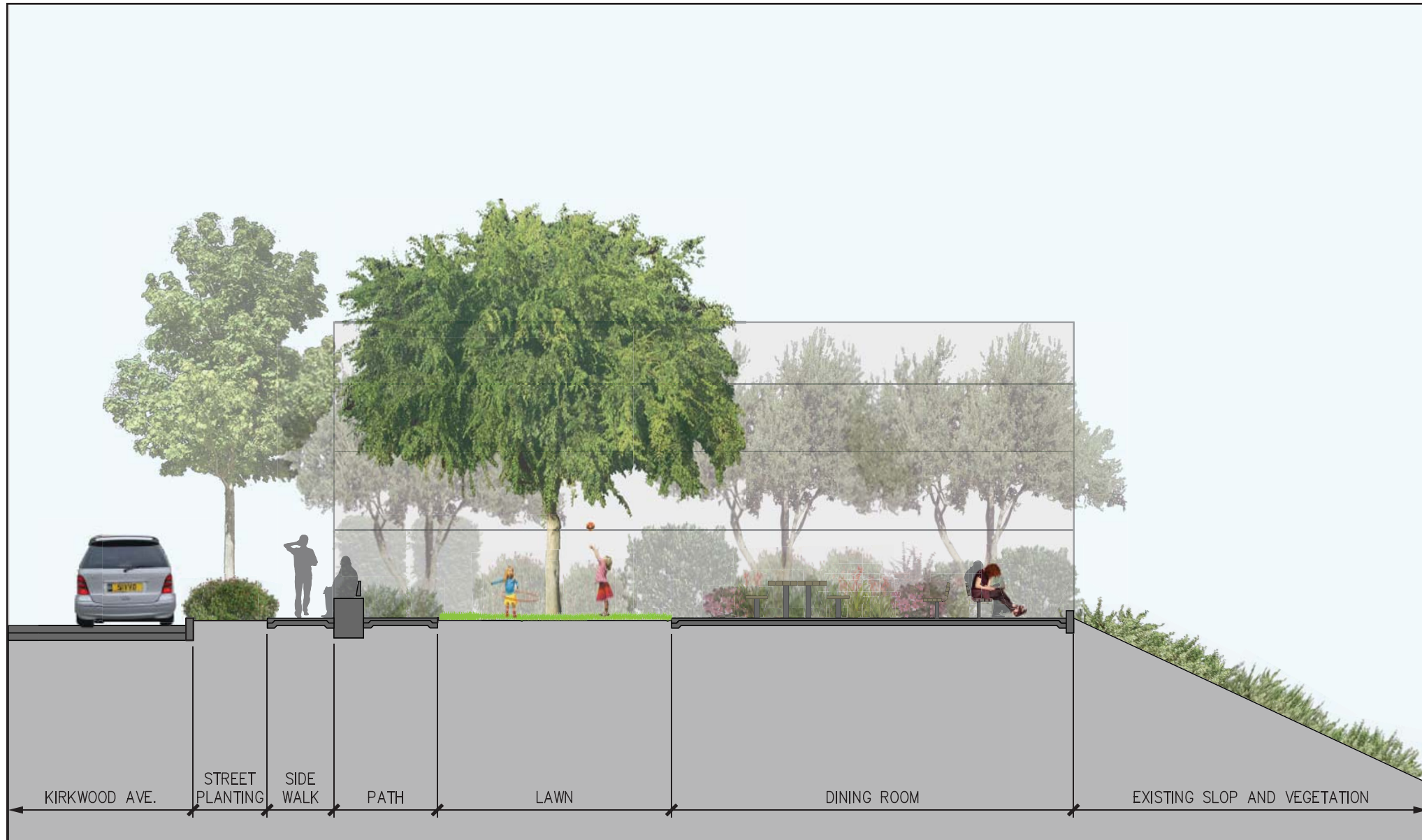
A Melaleuca quinquenervia
Cajeput Tree



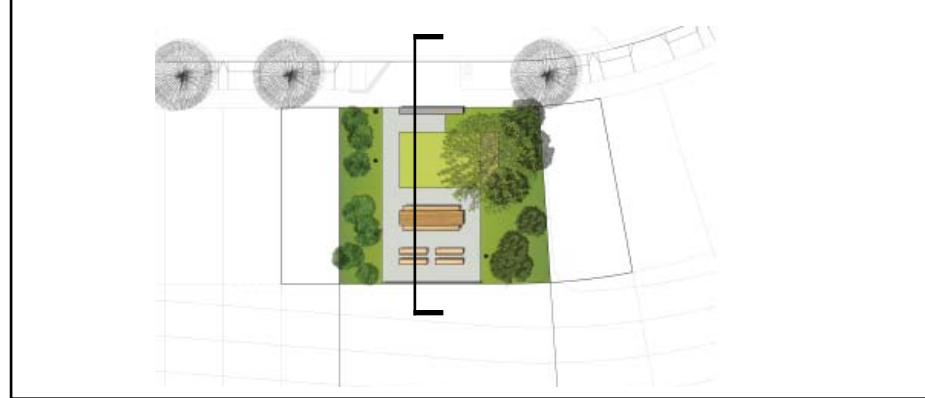
B Gleditsia triacanthos
Honey Locust



C Laurus Hybrid
Hybrid Laurel



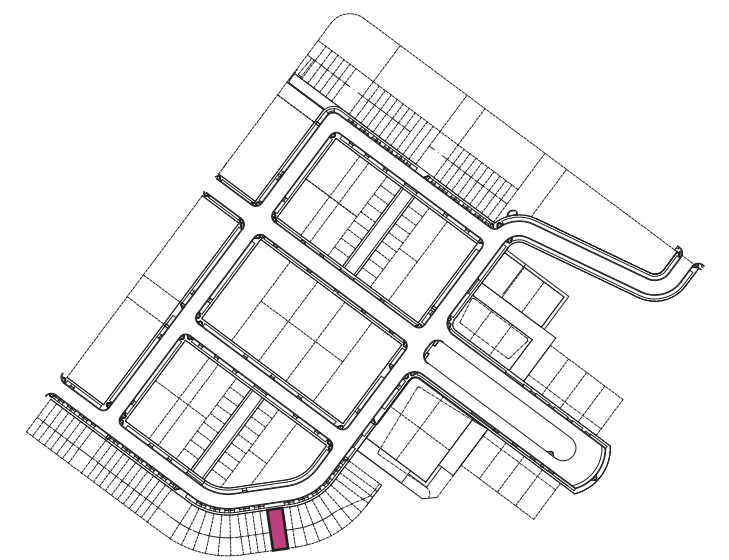
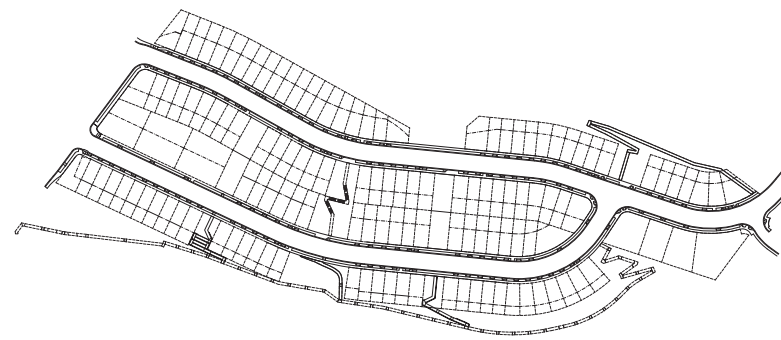
Section Key Plan





Pocket Park 11: Flower Garden

Conger Moss Guillard



Legend

- 01 **C.I.P. Concrete Paving:** Integral color, sawcut joints, medium sand-blast.
- 02 **Wood Bench w/ Steel Frame:** Timber Form 'Greenway' Bench, Model 2140-8. 1'-4" Seat Height, 2'-6" Overall Height, 1'-9" Seat Width, 7'-10"L.
- 03 **C.I.P. Concrete Seatwall / Planter:** Circular 10"H x 6"-18"W, integral color, light sandblast.
- 04 **C.I.P. Concrete Curb:** 6"H at top of slope.
- 05 **Trash and Recycling Bins:** In locations as shown.
- 06 **Pedestrian Light:** In locations as shown.
- 07 **Streetscape Light:** In locations as shown.

Materials



01 C.I.P. Concrete Paving



02 Wood Bench w/ Steel Frame



03 C.I.P. Concrete Seatwall / Planter



05 Trash & Recycling Bins



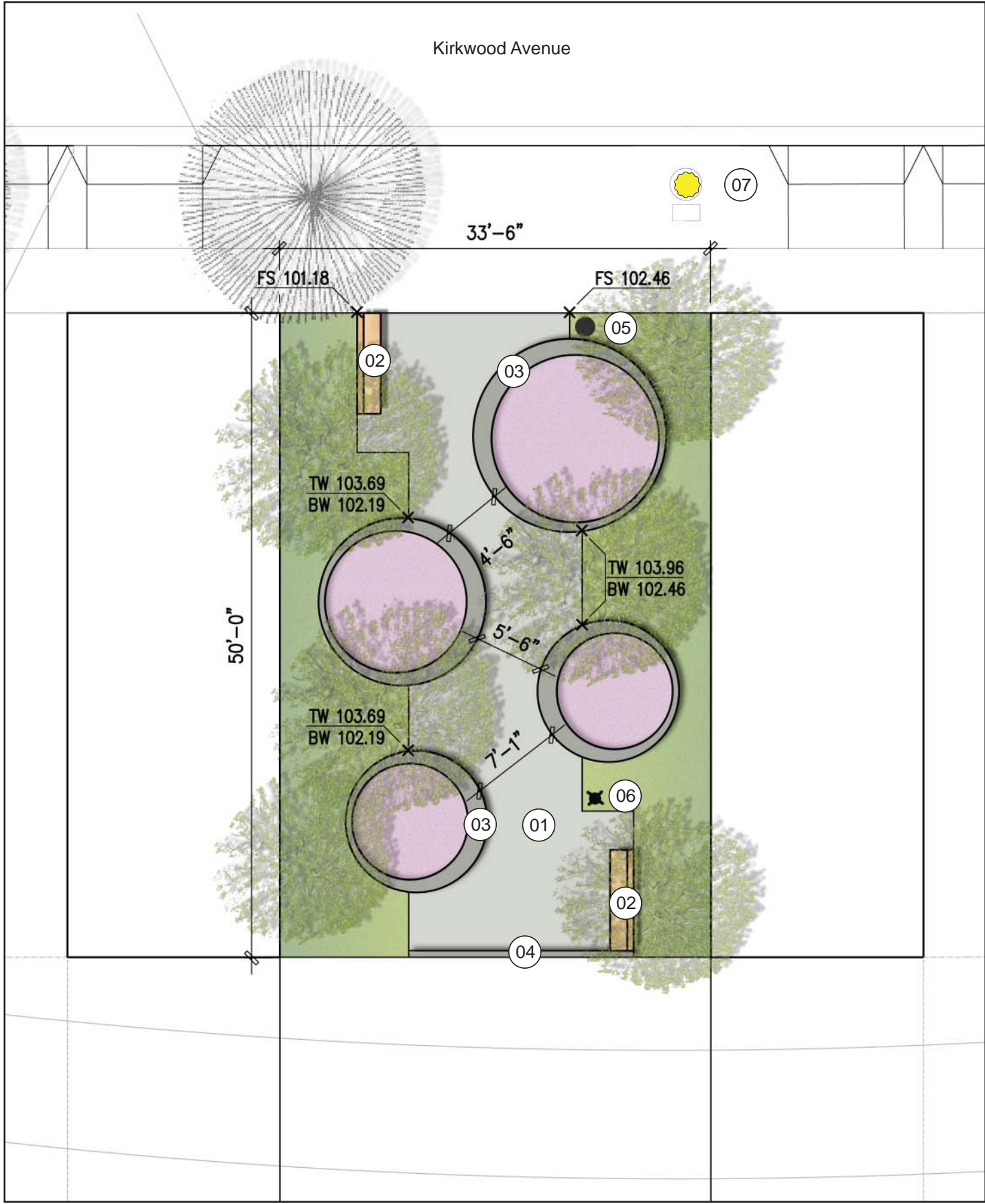
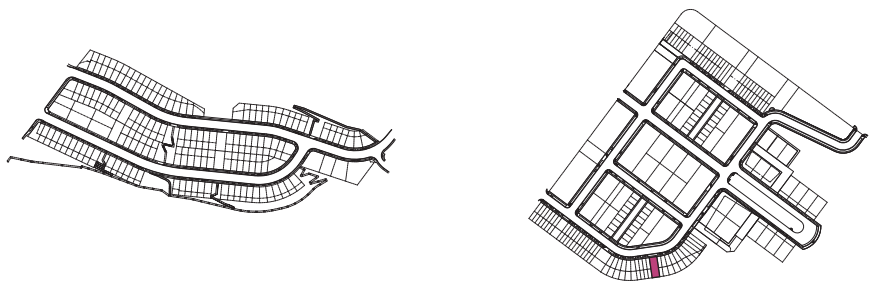
06 Pedestrian Light

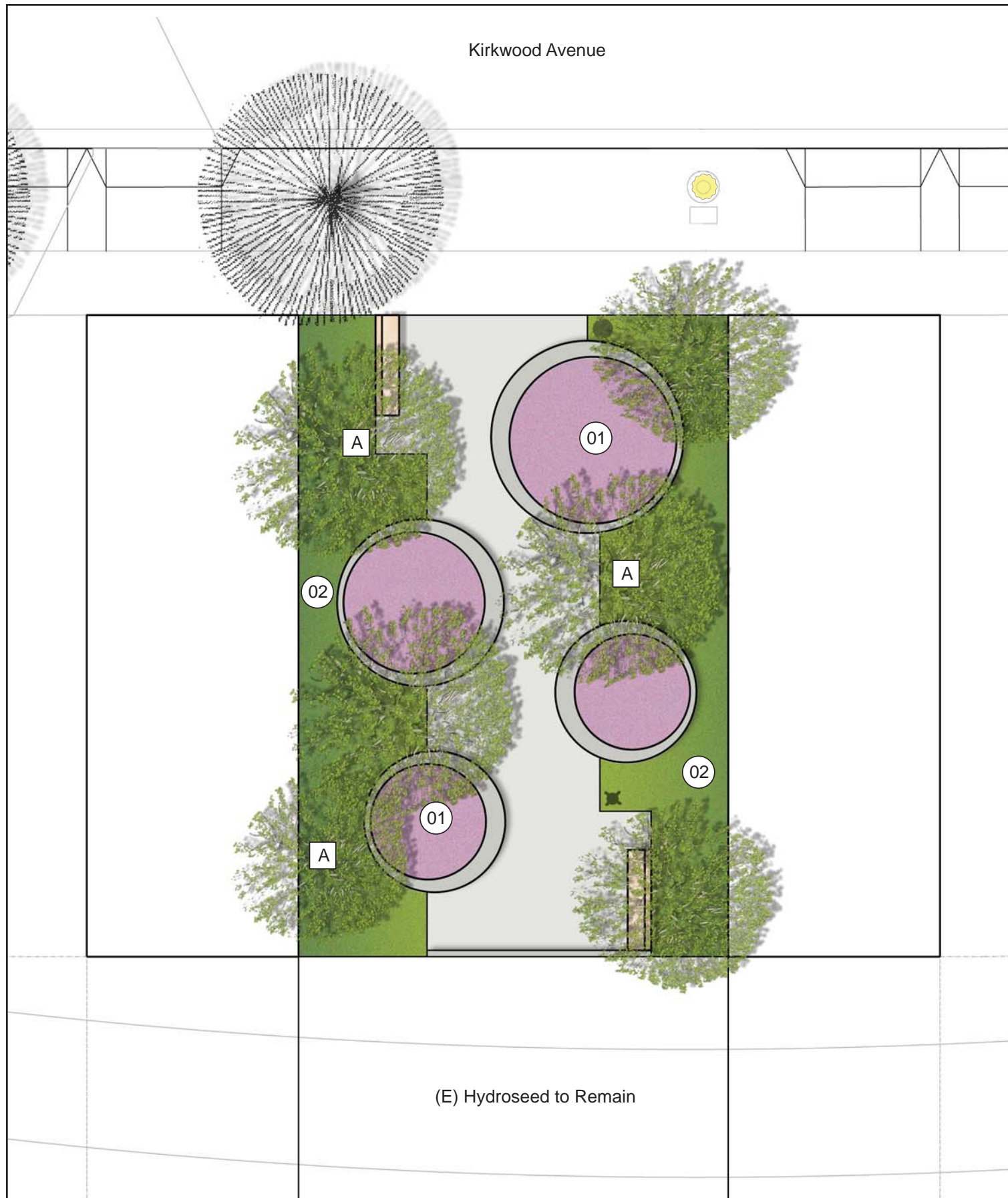
Pocket Park 11 Type: Flower Garden

Total SF: 1675 SF

Facing South-East from Hillpoint, this park is structured by a series of raised, circular concrete planters that widen along the central circulation to provide places to sit. Filled with mounds of Ice Plant, these will seasonally explode with color. A carpet of juniper defines the ground plane while Paper Bark Birches provide further screening to the adjacent buildings along the edges.

Key Plan





Flowers

01



Lampranthus spectabilis
Ice Plant

Groundcover

02

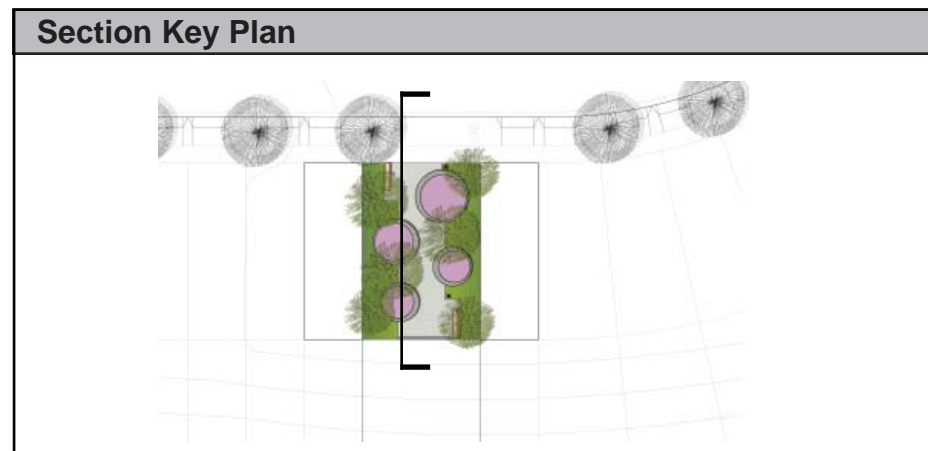


Juniperus sp. - Juniper

Trees



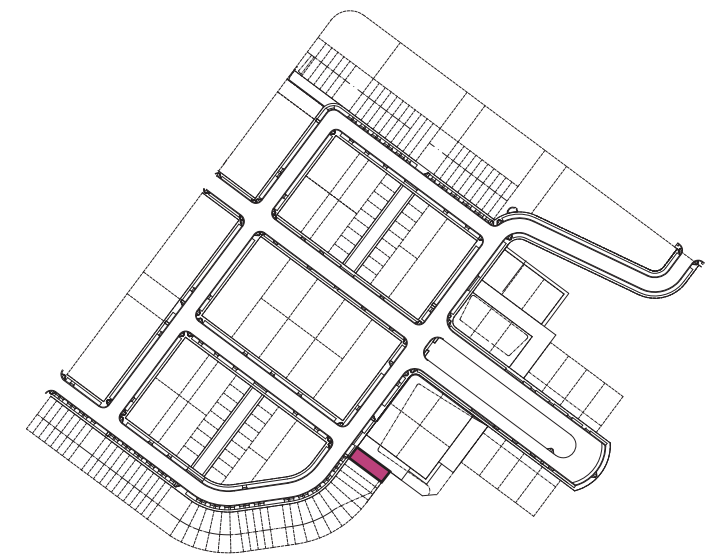
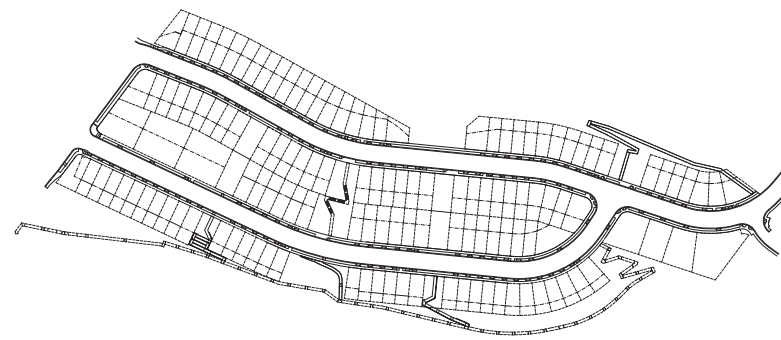
A Betula papyrifera
Paper Bark Birch






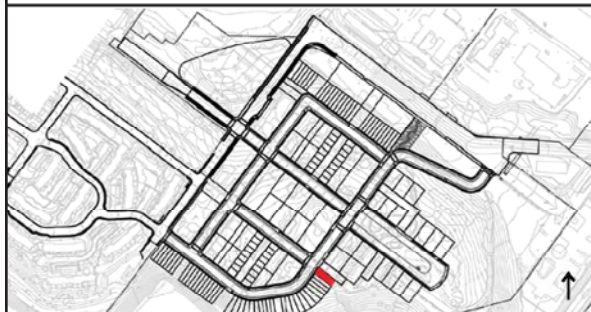
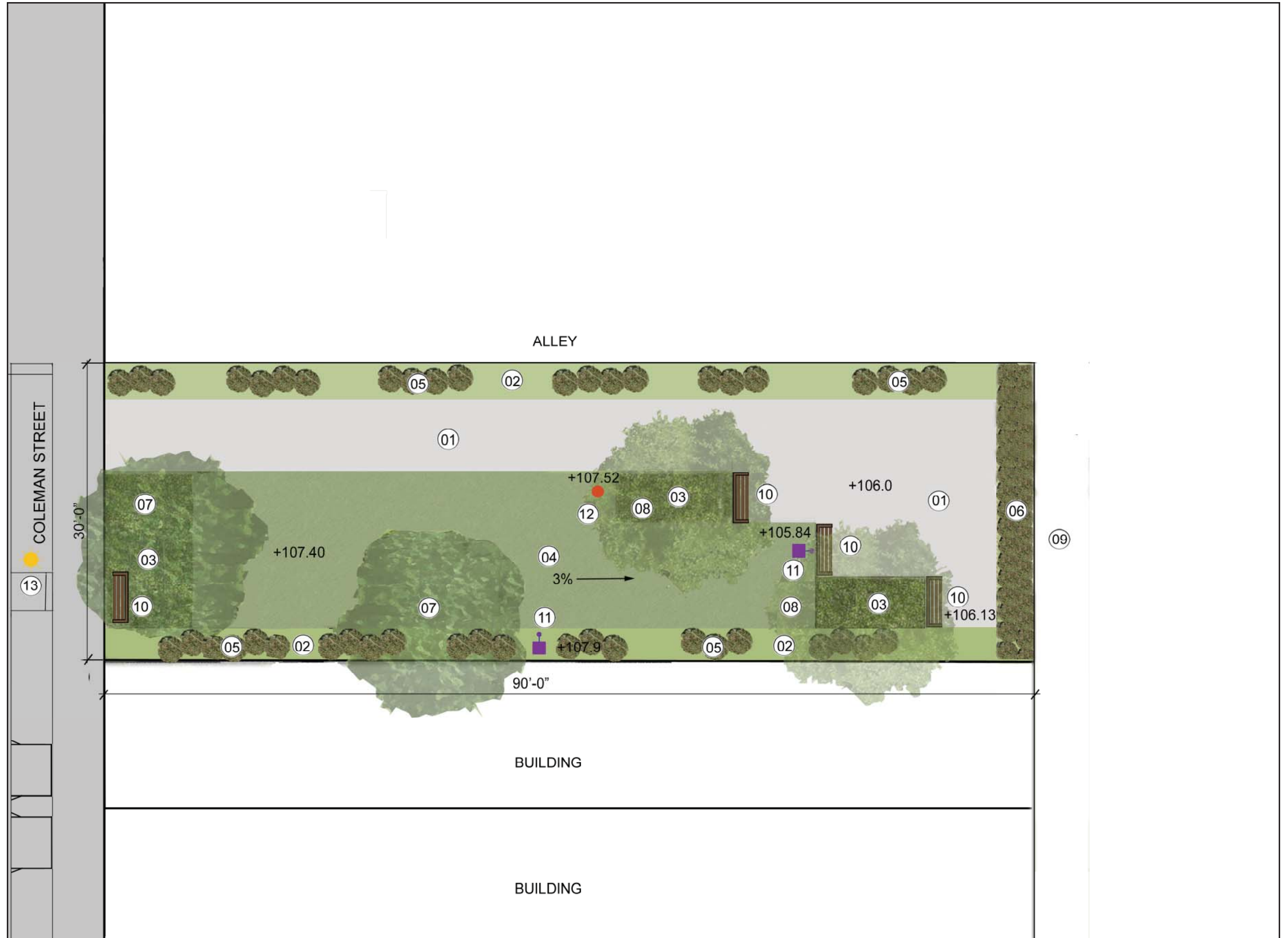
Pocket Park 12: Passive Recreation

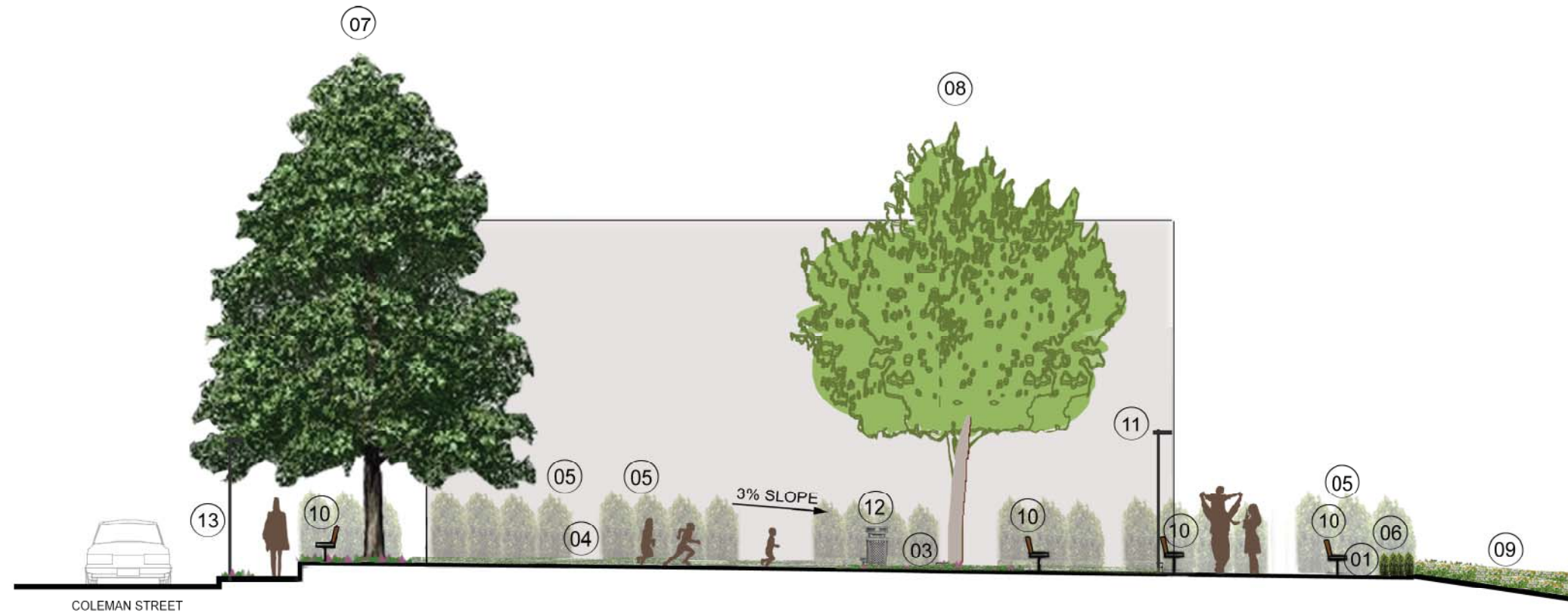
Stevens & Associates



LEGEND

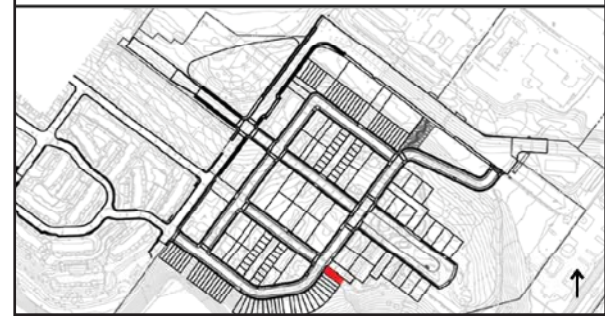
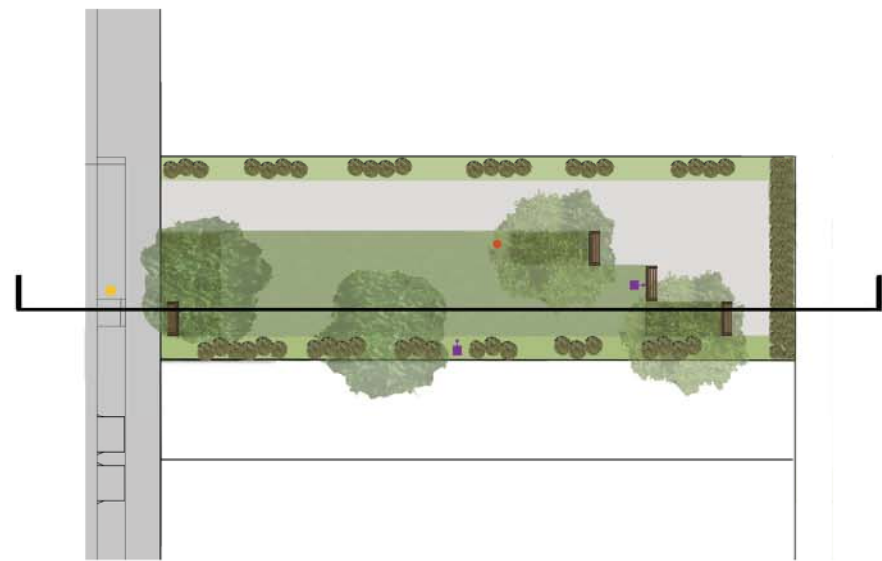
- 01 C.I.P. Concrete Paving: *Regular, Broom Finish, Tool Joints*
- 02 Ground Covers
- 03 Perennials
- 04 Lawn
- 05 Medium Height Shrubs
- 06 Low Height Shrubs
- 07 Evergreen Tree: 15 Gallon
- 08 Deciduous Tree: 15 Gallon
- 09 Existing Hydroseed at slope to remain
- 10 6' Wood Bench
- 11 Pedestrian Light
- 12 Trash and Recycling Can.
- 13 Street Light (See Streetscape Plan)





LEGEND

- 01 C.I.P. Concrete Paving: *Regular, Broom Finish, Tool Joints*
- 03 Perennials
- 04 Lawn
- 05 Medium Height Shrubs
- 06 Low Height Shrubs
- 07 Evergreen Tree: 15 Gallon
- 08 Deciduous Tree: 15 Gallon
- 09 Existing Hydroseed at slope to remain
- 10 6' Wood Bench
- 11 Pedestrian Light
- 12 Trash and Recycling Can.
- 13 Street Light (See Streetscape Plan)





C.I.P. Concrete Paving



6' Wood Bench



Trash and Recycling Can



Pedestrian Light



Acer rubrum



Fraxinus uhdei



Olea Europaea 'Mission'



Pyrus calleryana



Abelia grandiflora 'Prostrata'



Ceanothus gloriosus 'Anchor Bay'



Escallonia 'Compacta'



Nandina domestica 'Compacta'



Osmanthus fragrans



Pittosporum spp.



Prunus ilicifolia



Rhapiolepis indica 'Ballerina'



Gazania rigens



Myoporum parvifolium



Lavandula angustifolia 'Munstead'




Liatris spicata



Phormium Tenax



Romneya coulteri.



Medallion Dwarf Fescue

LEGEND

TREES

Medium/large trees with medium/light shade.
Acer Rubrum, Red Maple
Fraxinus uhdei, Evergreen Ash
Olea europaea 'Mission', Mission Olive
Pyrus calleryana, Bradford Pear

SHRUBS

Mostly native plants with drought tolerance, attractive to birds, butterflies and bees.
Abelia grandiflora 'Prostrata', Glossy Abelia
Ceanothus gloriosus 'Anchor Bay', Wild Lilac
Escallonia 'Compacta', Escallonia
Nandina domestica 'Compacta', Heavenly Bamboo
Osmanthus fragrans, Sweet Olive
Pittosporum spp., Pittosporum
Prunus ilicifolia, Holly-Leafed Cherry
Rhapiolepis indica 'Ballerina', Indian Hawthorn

GROUND COVERS

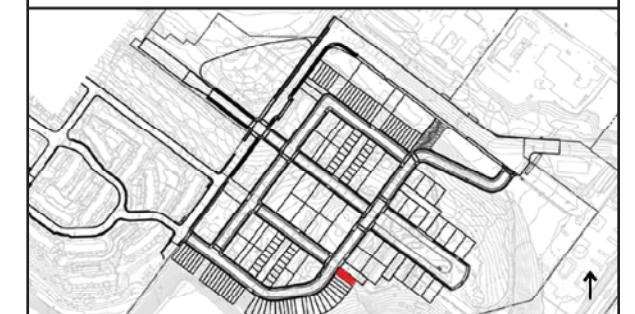
Mostly native plants with drought tolerance.
Gazania rigens, Trailing Gazania
Myoporum parvifolium, Myoporum

PERENNIALS

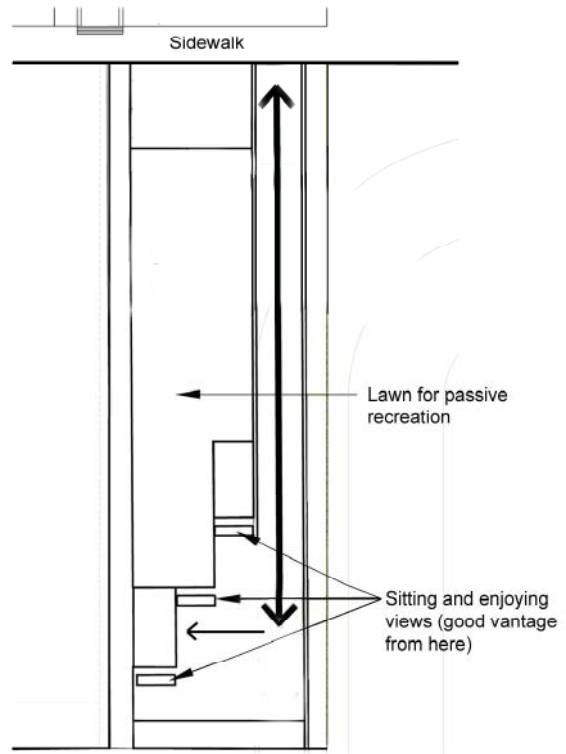
Mostly native plants with drought tolerance, decorative with colorful flowers, attractive to birds, butterflies and bees.
Lavandula angustifolia 'Munstead', Munstead Dwarf English Lavender
Liatris spicata, Dense Blazing Star
Phormium Tenax, New Zealand Flax
Romneya coulteri, Matilija Poppy

LAWN

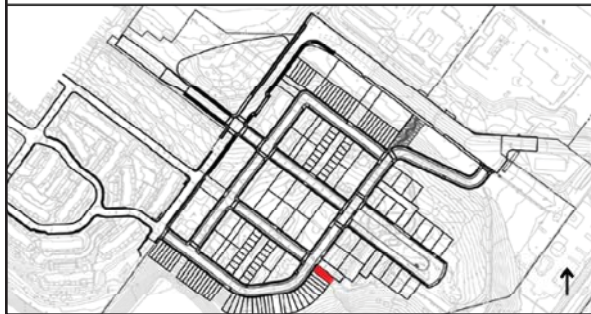
Durable with lesser water requirement.
Medallion Dwarf Fescue, Dwarf Fescue



LEGEND

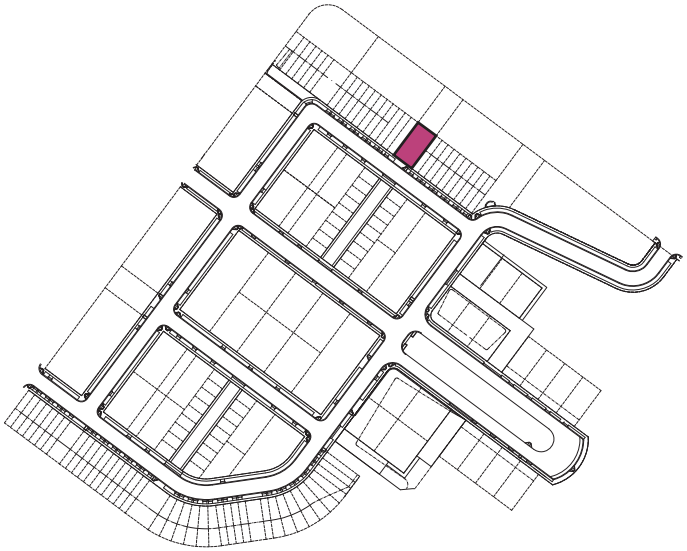
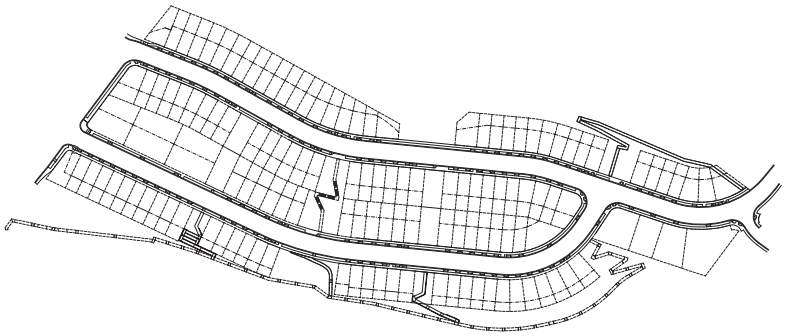


CONCEPT CIRCULATION DIAGRAM
SCALE: N.T.S.



Pocket Park 13: Dining Room

Adrienne Wong Associates



LEGEND

- ① C.I.P. Concrete Paving
- ② C.I.P. Concrete Seatwall
- ③ Round Concrete Table and Stool Seating:
- ④ Pedestrian Lighting: In Locations Shown.
- ⑤ Trash and Recycling Bins: In Locations Shown.

MATERIALS



① C.I.P. Concrete Paving



② C.I.P. Concrete Seatwall w/ Backs



③ Round Concrete Table and Concrete Stool Seating



④ Pedestrian Light



⑤ Metal Trellis



⑥ Stabilized Crushed Stone Paving



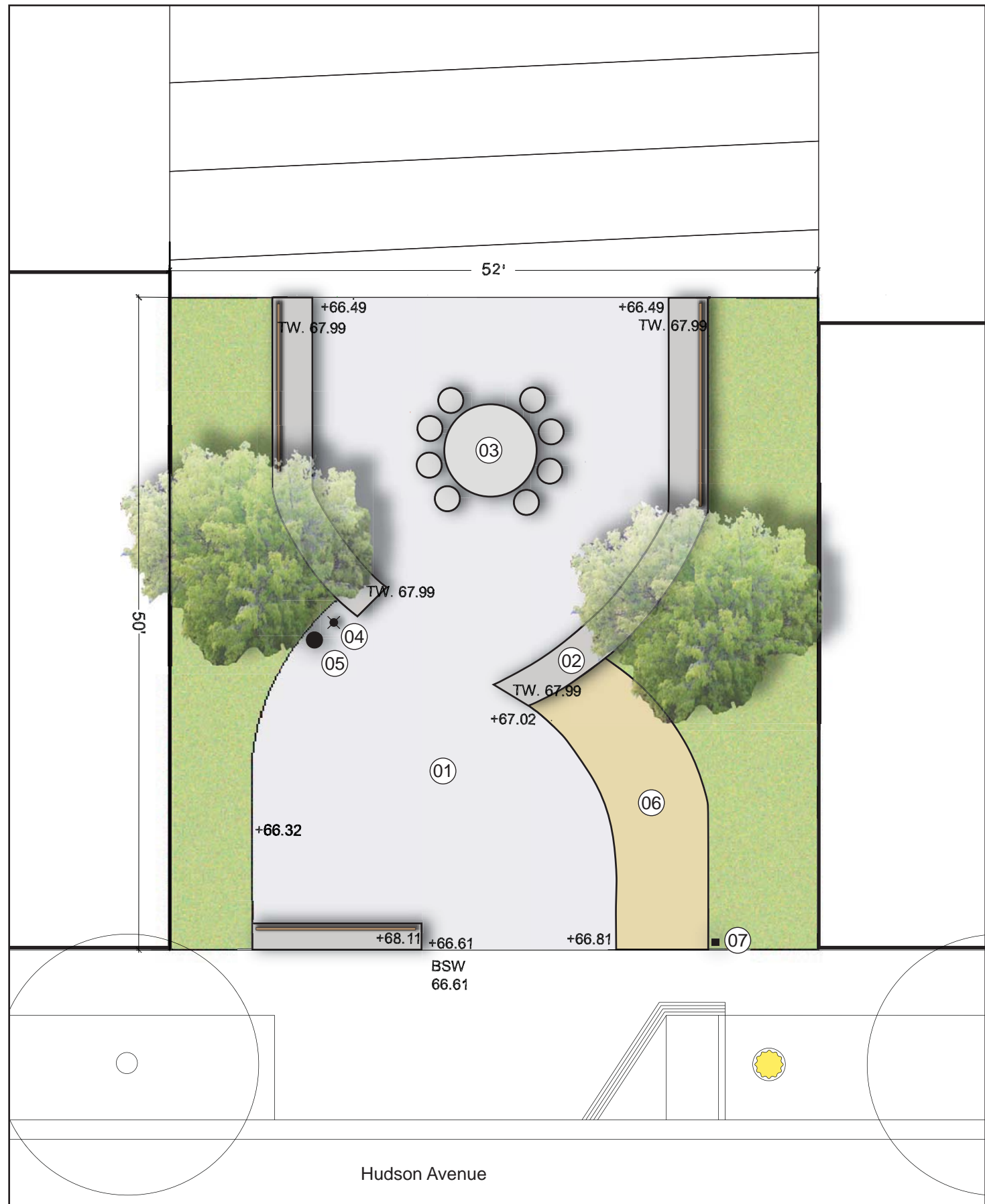
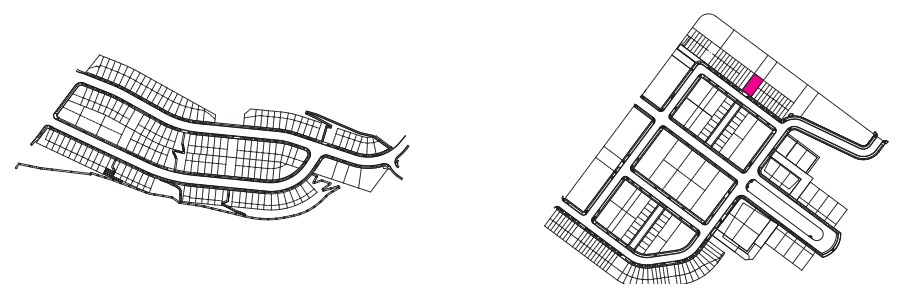
⑦ Doggie Bag Dispenser

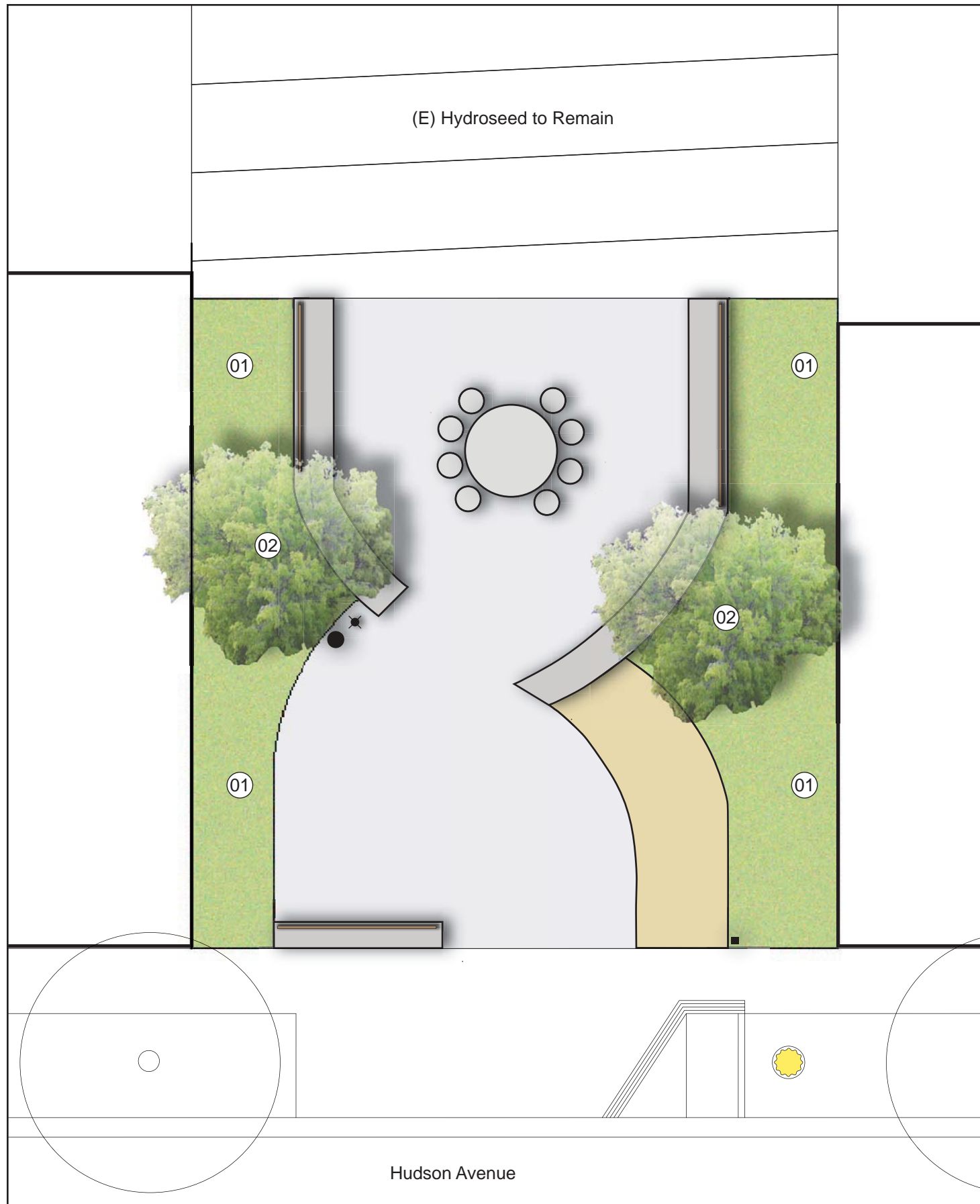
POCKET PARK TYPE: DINING ROOM

Total SF: 2472

A large central table and adjacent spill over seating directs your attention to the spectacular wide views of the bay. A large open space at the entrance of the park provides an area for active play. Two trees situated on each side of the park provide shade and vertical interest while framing the view of the bay. Plants with aromatic, visual and textural interest are selected to engage the senses of the user.

KEY PLAN





SHRUBS AND GROUNDCOVERS

01



Phormium spp.
New Zealand Flax



Nephrolepis cordifolia
Southern Sword Fern



Callistemon 'Little John'
Dwarf Bottlebrush



Allium giganteum
Ornamental Onion



Pennisetum 'Rubrum'
Red Fountain Grass



Pittosporum spp.
Dwarf Karo



Lupinus spp.
Lupin



Rosmarinus 'Blue Spire'
Rosemary



TREES


02

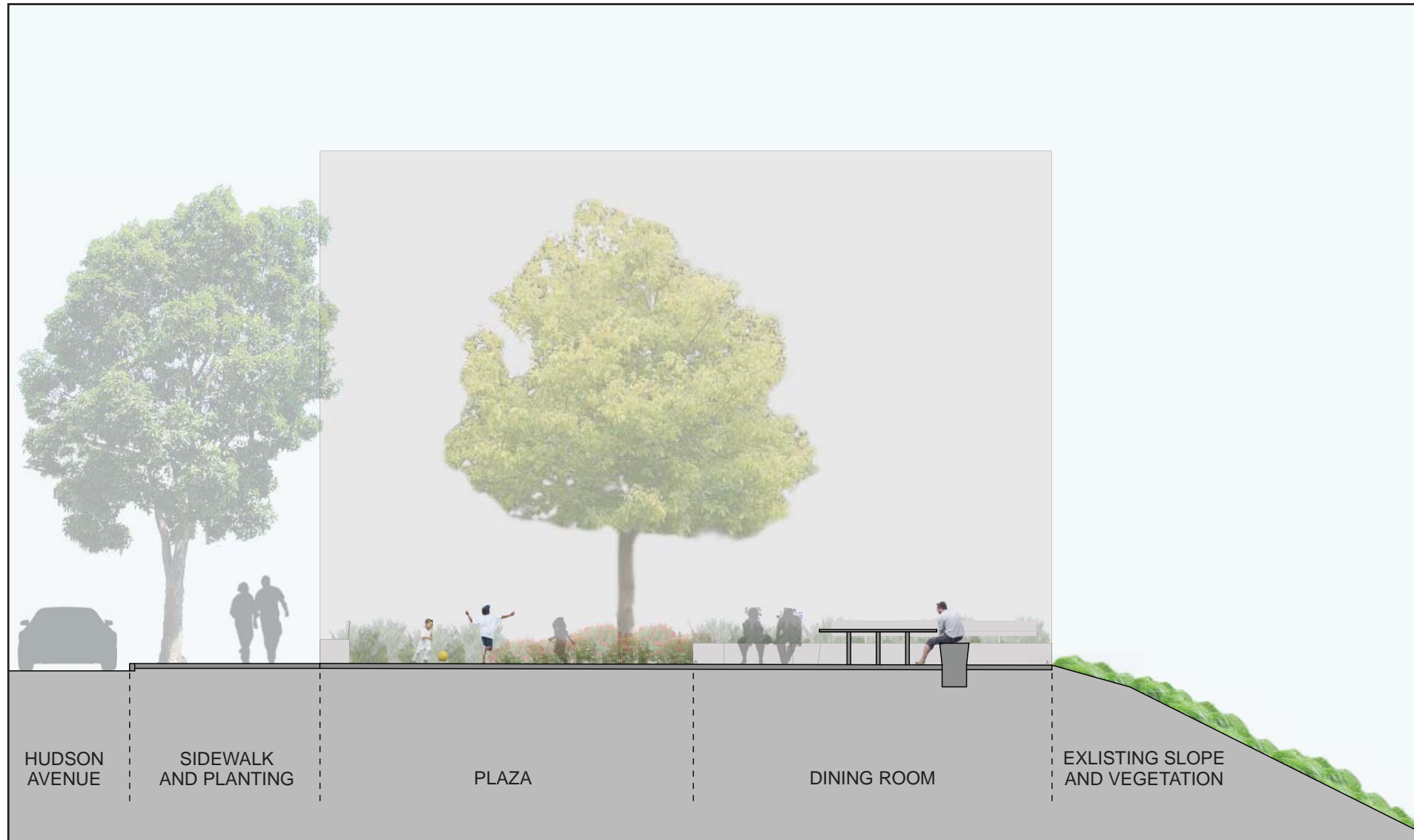


Olea europaea 'Swan Hill'
Olive

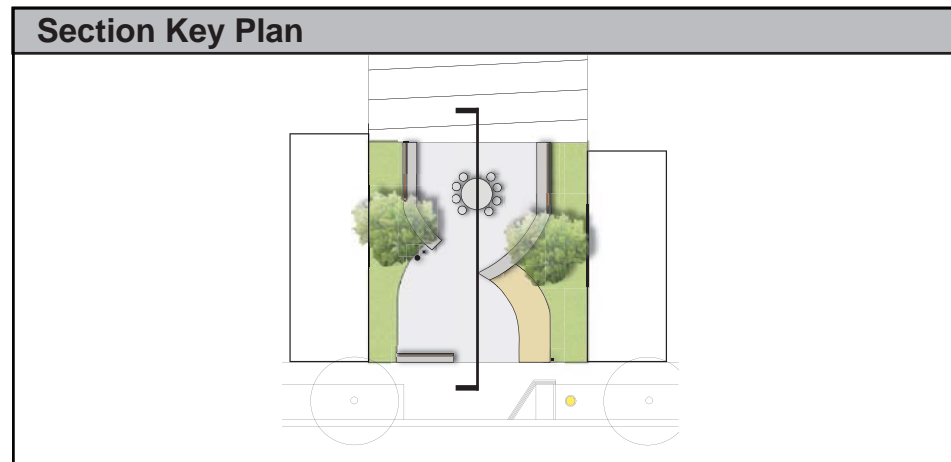


Eryobotrya japonica
Bronze Loquat



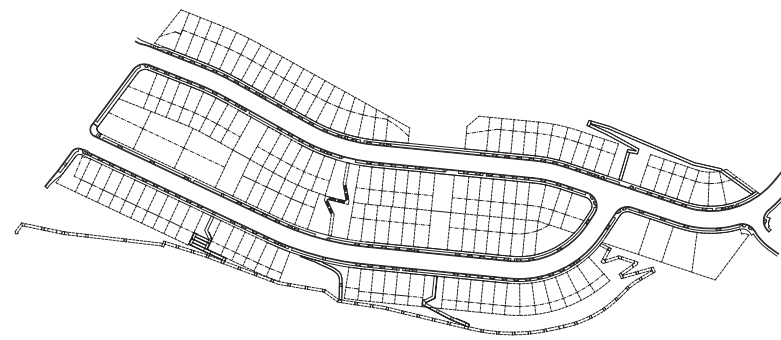


HUDSON AVENUE SIDEWALK AND PLANTING PLAZA DINING ROOM EXISTING SLOPE AND VEGETATION



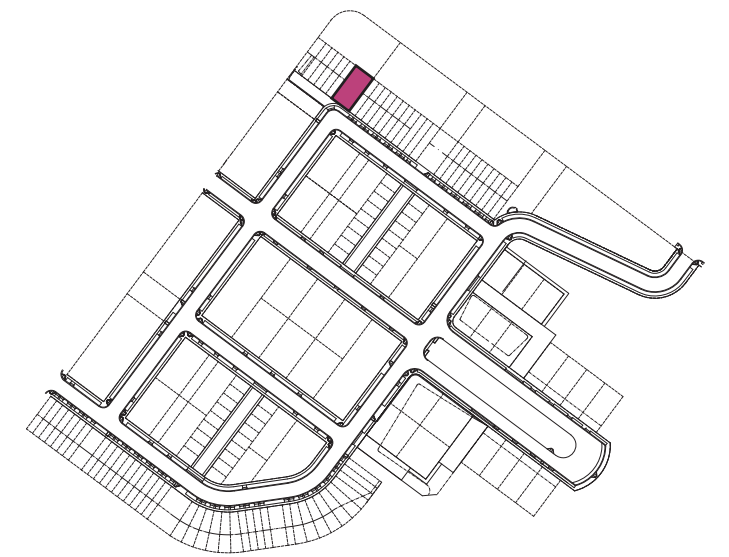
Section Key Plan





Pocket Park 14: Living Room

Conger Moss Guillard



Legend

- 01 **C.I.P. Concrete Paving:** Integral color, sawcut joints, medium sand-blast.
- 02 **Special Paving**
- 03 **C.I.P. Concrete Seatwall With Wood Back And Armrests:** In locations as shown. 18"H x 2'W. Integral color, light sandblast finish. Provide skate deterrents.
- 04 **C.I.P. Concrete 'Sofa' With Wood Seat:** In locations as shown. 18"H x 2'W. Integral color, light sandblast finish.
- 05 **Trash and Recycling Bins:** In locations as shown.
- 06 **Pedestrian Light:** In locations as shown.
- 07 **Easement:** 30'L x 10'W. In locations as shown.

Materials



- 01 C.I.P. Concrete Paving
- 02 Stabilized Crushed Stone Paving



03 C.I.P. Concrete Seatwall with Back



04 C.I.P. Concrete 'Sofa'



05 Trash & Recycling Bins



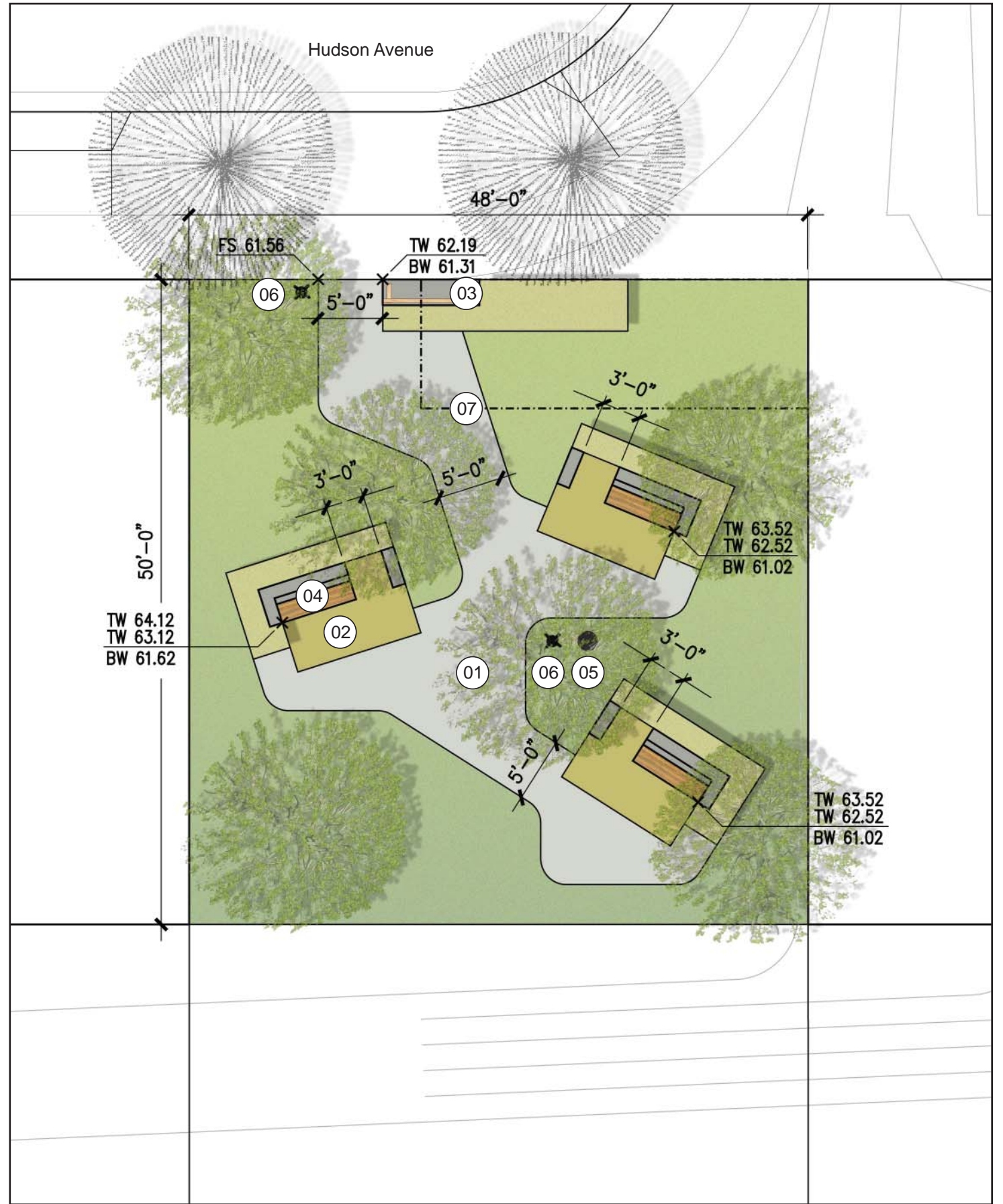
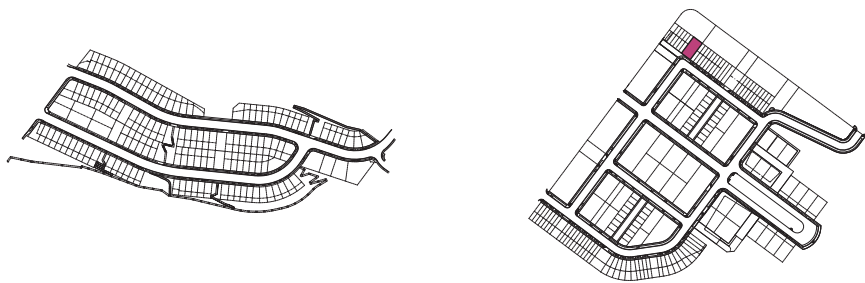
06 Pedestrian Light

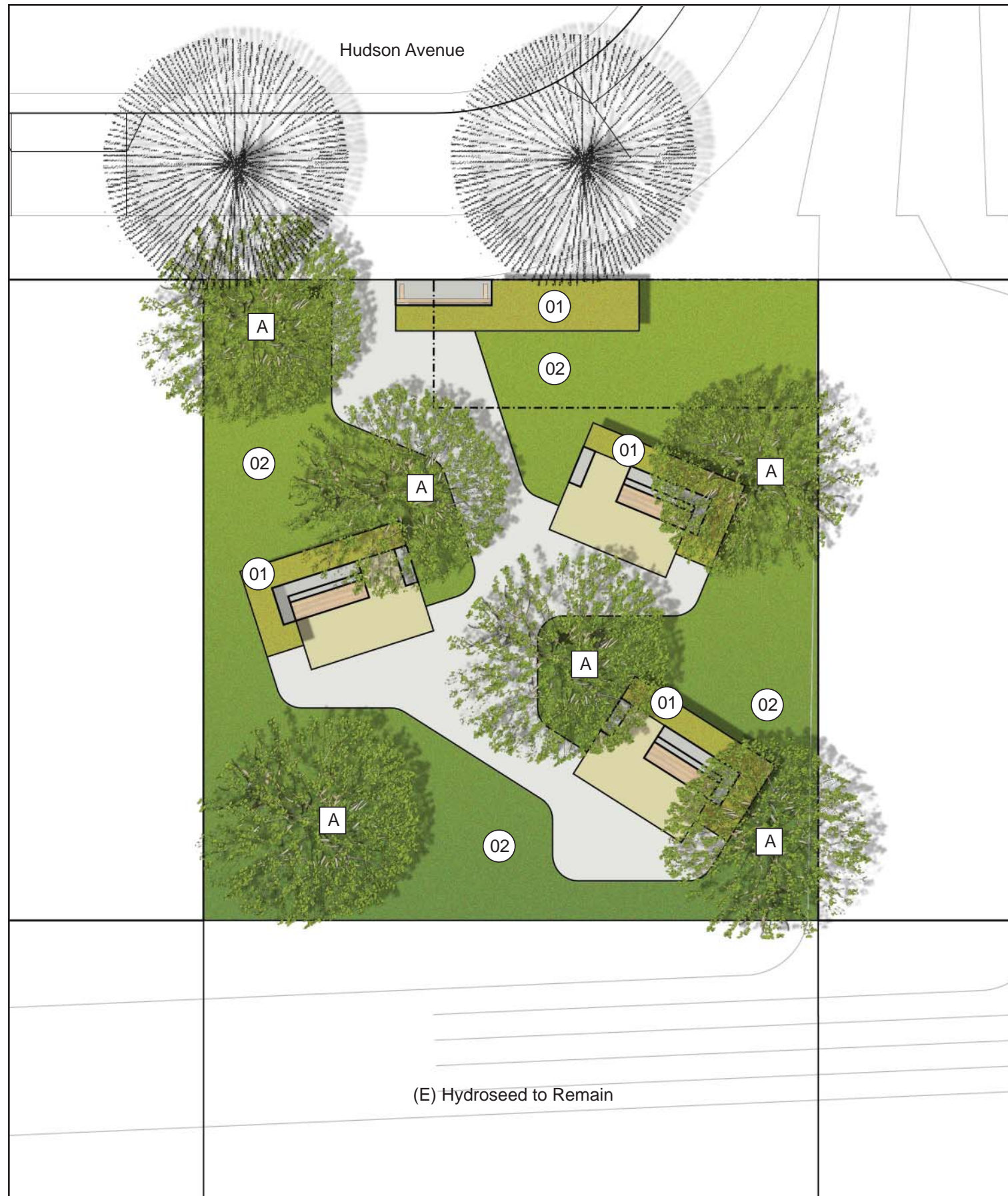
Pocket Park 14 Type: Living Room

Total SF: 2400 SF

Facing North from Hillpoint, this park plays on the idea of what a living room is. A single seatwall faces towards the street, engaging the sidewalk. All other seating opportunities face outward, toward the view. Intimate 'couches' for one to three people sit in a lushly planted groundplane. Paper Bark Birches float through the space providing an overhead canopy.

Key Plan





Bench

01



Phormium Tenax - Flax

Shrubs & Groundcovers

02



Berberis thunbergii - Barberry



Escallonia sp. - Escallonia



Buxus microphylla - Boxwood



Rhus integrifolia Lemonade Berry



Philadelphus coronaris
Sweet Mock Orange



Dietes vegata - African Iris



Ilex aquifolium
English Holly



Osmanthus fragans
Sweet Olive




Euonymus japonica
Evergreen Euonymus

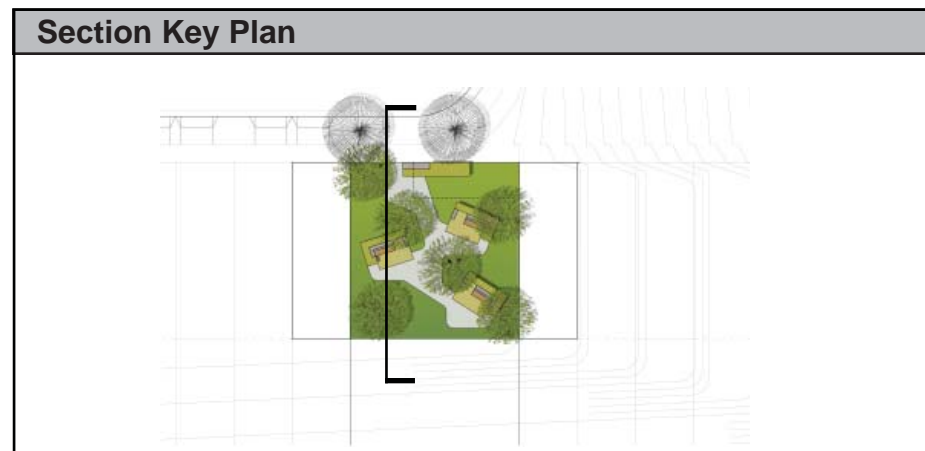
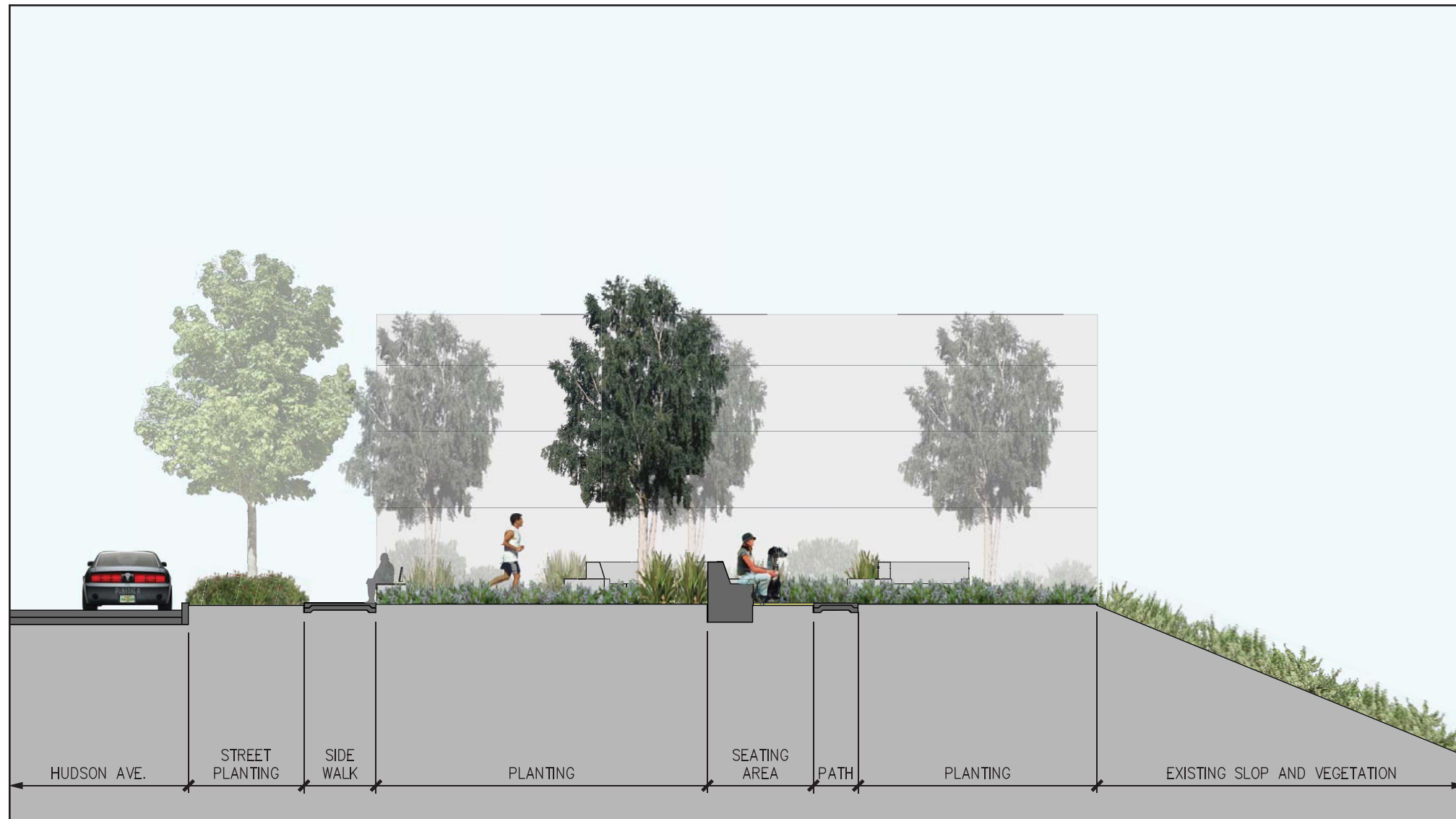


Hypericum calycinum
St. John's Wort

Trees



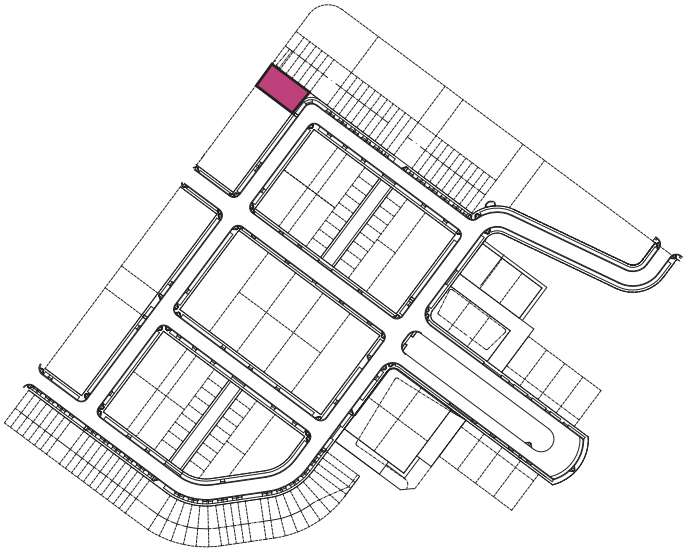
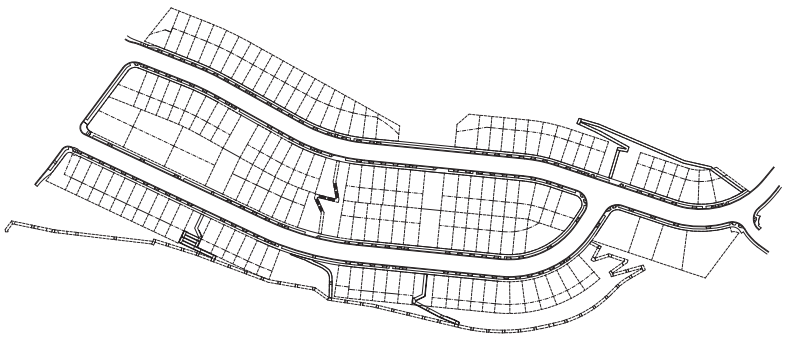
A Betula papyrifera
Paper Bark Birch





Pocket Park 15: Garden Terrace

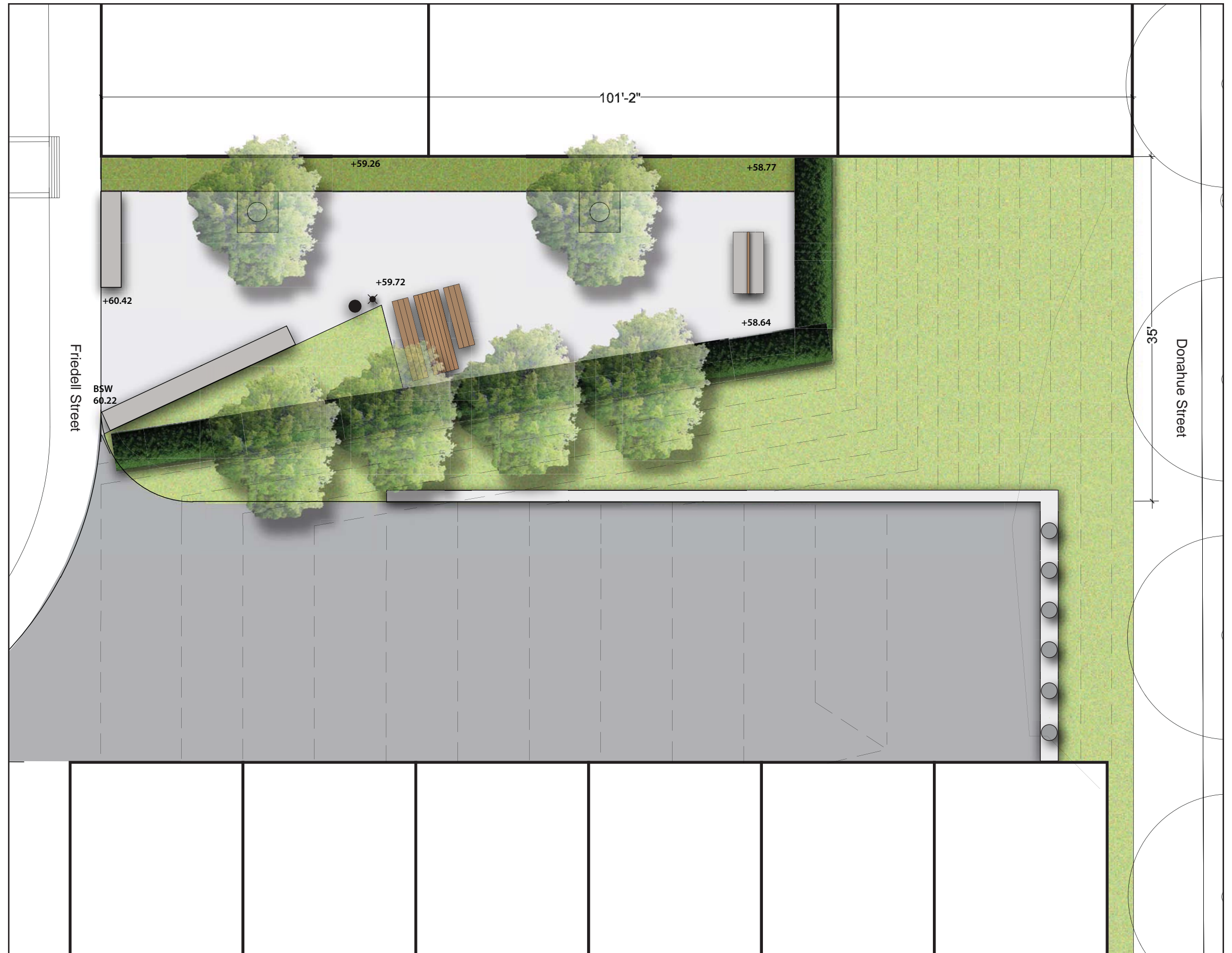
Adrienne Wong Associates



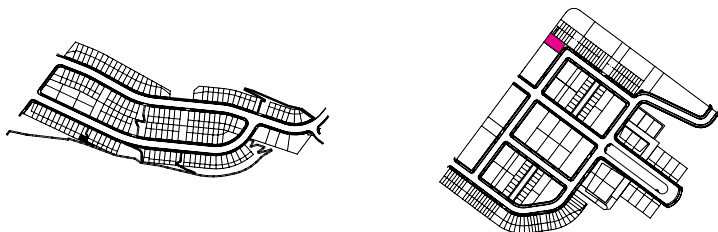
POCKET PARK TYPE: GARDEN ROOM

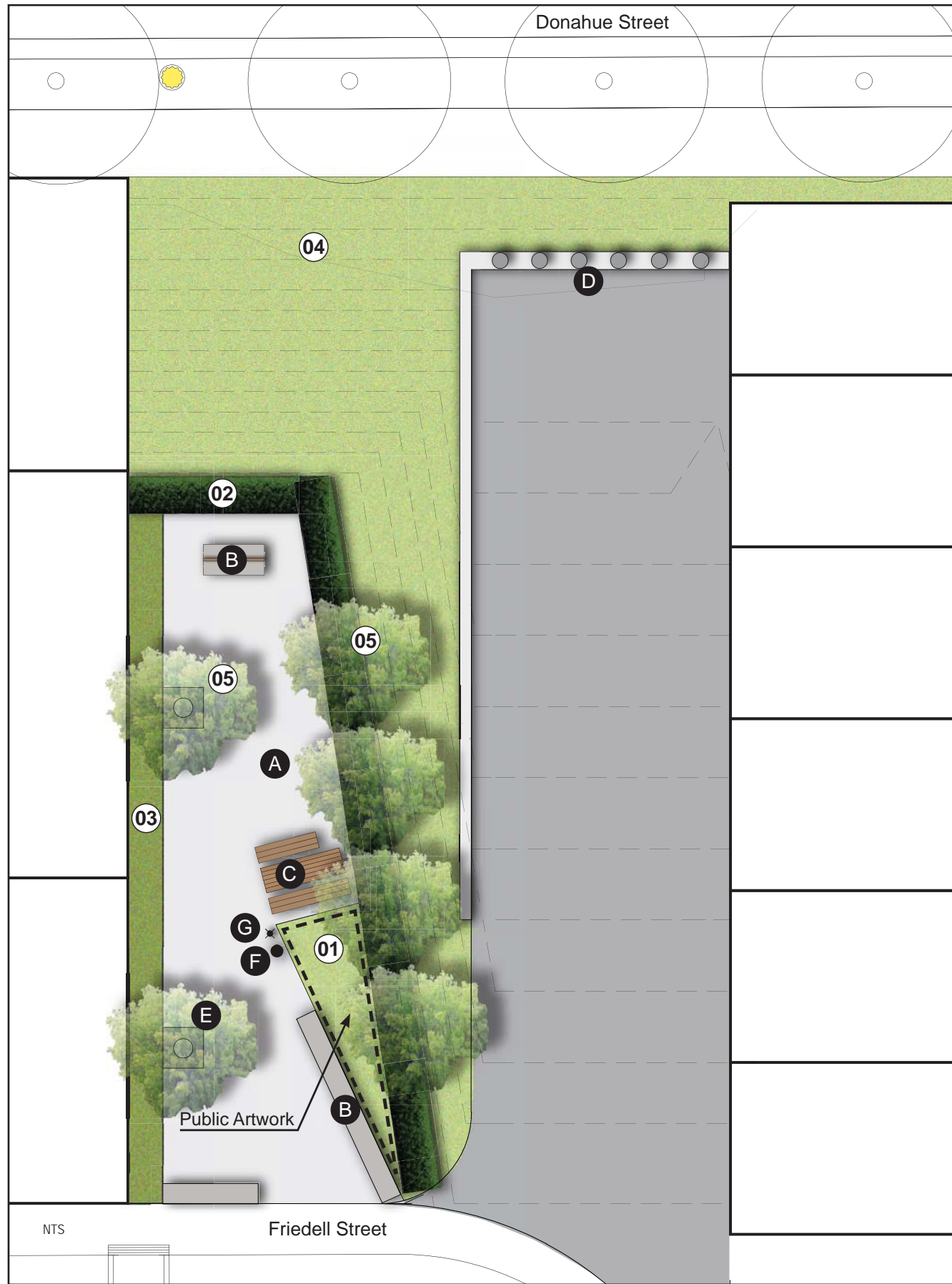
Total SF: 3464

A flowering hedge defines the edge of this park. An open area at the entrance of the park provides opportunity for free play and gatherings. A picnic table tucked into a corner of the park becomes both an intimate and public space. More intimate seating is located at the furthest end of the park, allowing for quiet viewing of the bay. Deciduous maple trees will provide seasonal interest to this 'room' and allow for the penetration of light during cold winter months.



KEY PLAN





ORNAMENTAL



HEDGE





BUFFER



SLOPE PLANTING



TREES



MATERIALS




A C.I.P. Concrete Paving




B C.I.P. Concrete Seatwall with Back



C Wood Picnic Table and Bench with Steel Frame



D Bollard



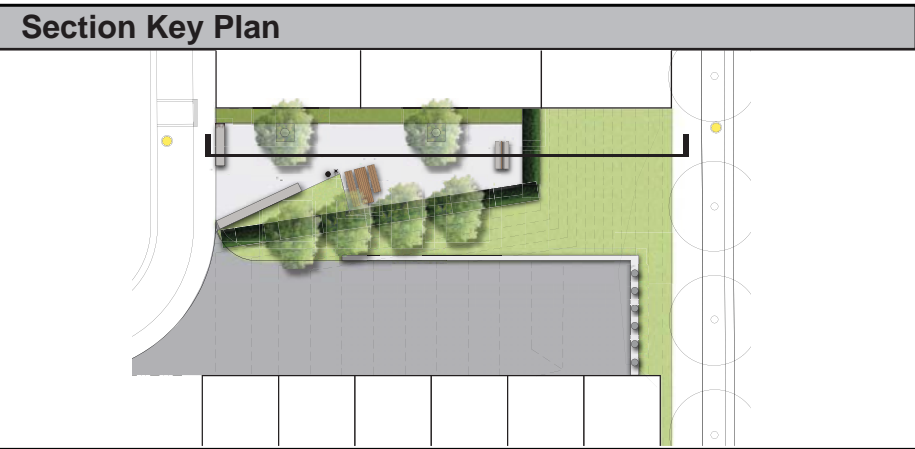
E Tree Grate



F Trash & Recycling Bin

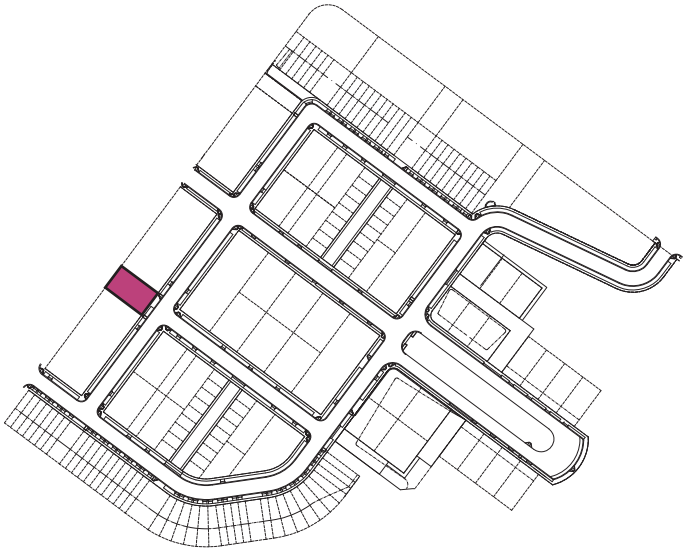
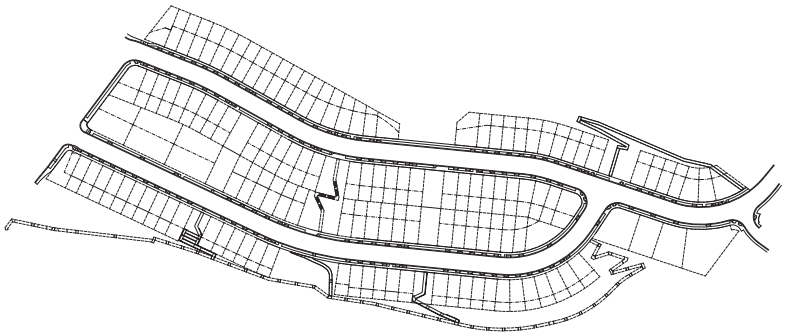


G Pedestrian Light





Pocket Park 16: Corridor / Community Connector




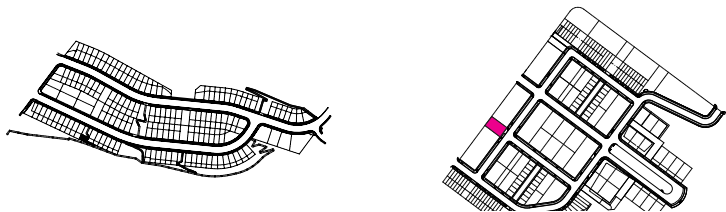
POCKET PARK TYPE: CONNECTOR

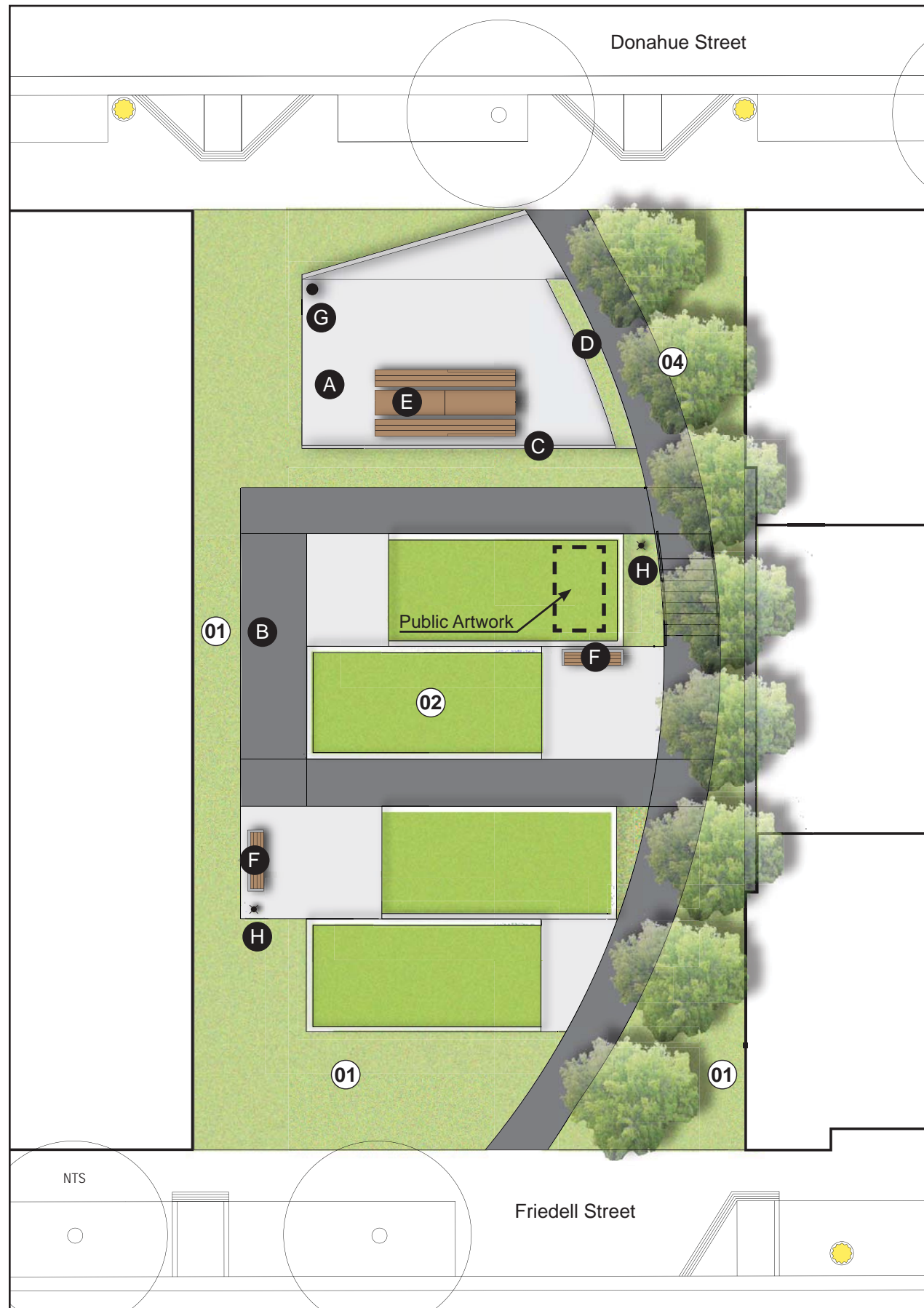
Total SF: 6047

A large gathering area located at the top of the park gives ample space for a variety of neighborhood activities. A large picnic table along with a long linear seatwall provides the perfect setting for various events. More intimate seating is provided at the lower end of the park. Sloped lawn areas allow for passive recreation and also serves as relaxation zones.



KEY PLAN





SHRUBS AND GROUNDCOVERS

01



Buddleja davidii spp.
Butterfly Bush



Achillea spp.
Yarrow



Euonymus fortunei spp.
Winter Creeper



Erigeron glaucus spp.
Beach Aster



Rosmarinus 'Blue Spire'
Rosemary



Agapanthus spp.
Lily of the Nile



Salvia spp.
Sage



Aster
Aster

LAWN

02



Festuca arundinacea
Dwarf Tall Fescue



Ceanothus spp.
Lilac



Kniphofia uvaria spp.
Red Hot Poker

VINES

03



Distictis spp.
Trumpet Vine



Agapanthus spp.
Lily of the Nile



Eriogonum spp.
Coast Buckwheat



Carex glauca
Blue Sedge



Eryngium maritimus
Sea Holly



Rosa banksiae
Lady Banks Rose

TREES

04



Acer rubrum
Red Maple



Pyrus calleryana
Flowering Ornamental Pear



Acer platanoides 'Cleveland'
Norway Maple

MATERIALS



A C.I.P. Concrete Paving

B



C Metal Railing



D C.I.P. Concrete Planter



E Wooden Picnic Table and Bench with Steel Frame



F Wooden Bench with Steel Frame



G Trash & Recycling Bin



H Pedestrian Light

